FINAL

Newark Bay Study Area

Fish Data Report

Baseline Human Health and
Ecological Risk Assessment

Tierra Solutions, Inc.
East Brunswick, New Jersey

February 2017

Revision 1

Acronyms and Abbreviations **vi**

1. **Introduction** **1-1**

1.1 Purpose and Scope 1-1

1.2 Document Overview 1-2

2. **Sampling Design and Methodology** **2-1**

2.1 Sampling Locations 2-1

2.2 Sampling Methods 2-1

2.3 Collection Events 2-3

2.3.1 Fall 2014 Sampling Event 2-3

2.3.2 Spring/Summer 2015 Sampling Event 2-3

2.3.3 Spring 2016 Sampling Event 2-3

2.4 Sample Processing, Homogenization, and Analysis 2-4

2.5 Deviations from Fish Quality Assurance Project Plan 2-4

3. **Results** **3-1**

3.1 Chemistry Analysis 3-1

3.1.1 Whole Body 3-2

3.1.2 Fillets 3-3

3.1.3 Livers 3-3

3.2 Fish Health 3-3

3.3 Fish Population 3-4

3.3.1 Fall 2014 Fish Community Survey 3-4

3.3.2 Spring/Summer 2015 Fish Community Survey 3-4

3.3.3 Spring 2016 Fish Community Survey 3-5

4. **References** **4-1**

Tables

2-1 Summary of Fish and Shellfish Species Collected by Sampling Method

2-2 List of Common and Scientific Names of Fish and Shellfish Collected During Field Sampling Activities

2-3 Fall 2014 Target Fish Species Collection Summary

2-4 Fall 2014 Non-Target Fish Species Collection Summary

2-5 Spring/Summer 2015 Target Fish Species Collection Summary

2-6 Spring/Summer 2015 Non-Target Fish Species Collection Summary

2-7 Spring 2016 Target Fish Species Collection Summary

2-8 Spring 2016 Non-Target Fish Species Collection Summary

3-1 List of Constituents Not Detected in Fish Tissue Samples

3-2 Statistical Summary of Detected Analytes – American Eel (Whole Body)

3-3 Statistical Summary of Detected Analytes by Zone – American Eel (Whole Body)

3-4 Statistical Summary of Detected Analytes – Atlantic Silverside (Whole Body)

3-5 Statistical Summary of Detected Analytes by Zone – Atlantic Silverside (Whole Body)

3-6 Statistical Summary of Detected Analytes – Atlantic Menhaden (Whole Body)

3-7 Statistical Summary of Detected Analytes – Mummichog (Whole Body)

3-8 Statistical Summary of Detected Analytes by Zone – Mummichog (Whole Body)

3-9 Statistical Summary of Detected Analytes – Striped Killifish (Whole Body)

3-10 Statistical Summary of Detected Analytes by Zone – Striped Killifish (Whole Body)

3-11 Statistical Summary of Detected Analytes – Summer Flounder (Whole Body)

3-12 Statistical Summary of Detected Analytes by Zone – Summer Flounder (Whole Body)

3-13 Statistical Summary of Detected Analytes – White Perch (Whole Body)

3-14 Statistical Summary of Detected Analytes by Zone – White Perch (Whole Body)

3-15 Statistical Summary of Detected Analytes – Winter Flounder (Whole Body)

3-16 Statistical Summary of Detected Analytes by Zone – Winter Flounder (Whole Body)

3-17 Statistical Summary of Detected Analytes – American Eel (Whole Body) – Lipid Normalized

3-18 Statistical Summary of Detected Analytes by Zone – American Eel (Whole Body) – Lipid Normalized

3-19 Statistical Summary of Detected Analytes – Atlantic Silverside (Whole Body) – Lipid Normalized

3-20 Statistical Summary of Detected Analytes by Zone – Atlantic Silverside (Whole Body) – Lipid Normalized

3-21 Statistical Summary of Detected Analytes – Atlantic Menhaden (Whole Body) – Lipid Normalized

3-22 Statistical Summary of Detected Analytes – Mummichog (Whole Body) – Lipid Normalized

3-23 Statistical Summary of Detected Analytes by Zone – Mummichog (Whole Body) – Lipid Normalized

3-24 Statistical Summary of Detected Analytes – Striped Killifish (Whole Body) – Lipid Normalized

3-25 Statistical Summary of Detected Analytes by Zone – Striped Killifish (Whole Body) – Lipid Normalized

3-26 Statistical Summary of Detected Analytes – Summer Flounder (Whole Body) – Lipid Normalized

3-27 Statistical Summary of Detected Analytes by Zone – Summer Flounder (Whole Body) – Lipid Normalized

3-28 Statistical Summary of Detected Analytes – White Perch (Whole Body) – Lipid Normalized

3-29 Statistical Summary of Detected Analytes by Zone – White Perch (Whole Body) – Lipid Normalized

3-30 Statistical Summary of Detected Analytes – Winter Flounder (Whole Body) – Lipid Normalized

3-31 Statistical Summary of Detected Analytes by Zone – Winter Flounder (Whole Body) – Lipid Normalized

3-32 Statistical Summary of Detected Analytes – American Eel (Fillet)

3-33 Statistical Summary of Detected Analytes by Zone – American Eel (Fillet)

3-34 Statistical Summary of Detected Analytes – Bluefish (Fillet)

3-35 Statistical Summary of Detected Analytes by Zone – Bluefish (Fillet)

3-36 Statistical Summary of Detected Analytes – Striped Bass (Fillet)

3-37 Statistical Summary of Detected Analytes – Summer Flounder (Fillet)

3-38 Statistical Summary of Detected Analytes by Zone – Summer Flounder (Fillet)

3-39 Statistical Summary of Detected Analytes – White Perch (Fillet)

3-40 Statistical Summary of Detected Analytes by Zone – White Perch (Fillet)

3-41 Statistical Summary of Detected Analytes – American Eel (Fillet) – Lipid Normalized

3-42 Statistical Summary of Detected Analytes by Zone – American Eel (Fillet) – Lipid Normalized

3-43 Statistical Summary of Detected Analytes – Bluefish (Fillet) – Lipid Normalized

3-44 Statistical Summary of Detected Analytes by Zone – Bluefish (Fillet) – Lipid Normalized

3-45 Statistical Summary of Detected Analytes – Striped Bass (Fillet) – Lipid Normalized

3-46 Statistical Summary of Detected Analytes – Summer Flounder (Fillet) – Lipid Normalized

3-47 Statistical Summary of Detected Analytes by Zone – Summer Flounder (Fillet) – Lipid Normalized

3-48 Statistical Summary of Detected Analytes – White Perch (Fillet) – Lipid Normalized

3-49 Statistical Summary of Detected Analytes by Zone – White Perch (Fillet) – Lipid Normalized

3-50 Statistical Summary of Detected Analytes – White Perch (Livers)

3-51 Statistical Summary of Detected Analytes by Zone – White Perch (Livers)

3-52 Statistical Summary of Detected Analytes – White Perch (Livers) – Lipid Normalized

3-53 Statistical Summary of Detected Analytes by Zone – White Perch (Livers) – Lipid Normalized

3-54 Summary of Abnormal Fish Pathology Findings

Figures

1-1 Regional Map

1-2 Regional Features

2-1 Fish Sampling Locations – Fall 2014

2-2 Fish Sampling Locations – Spring/Summer 2015

2-3 Fish Sampling Locations – Spring 2016

3-1 Fall 2014 Target Fish Species Distribution by Zone

3-2 Spring/Summer 2015 Target Fish Species Distribution by Zone

3-3 Spring 2016 Target Fish Species Distribution by Zone

Appendices

A Tissue Composite Plans

B Protocol Modification Forms

C Analytical Chemistry Results

D Laboratory Data Reports (on CD)

E Data Verification/Validation Reports

F Data Quality Usability Assessment Report

G Fish Pathology Reports

Acronyms and Abbreviations

BHHERA	baseline human health and ecological risk assessment
BHHRA	baseline human health risk assessment
CERCLA	Comprehensive Environmental Response, Compensation, and Liability Act
COPEC	constituent of potential ecological concern
CPG	Cooperating Parties Group
Eurofins	Eurofins Lancaster Laboratories
Fish QAPP	Fish Sampling and Analysis Quality Assurance Project Plan
MPC	measurement performance criteria
NBSA	Newark Bay Study Area
PCB	polychlorinated biphenyl
PCDD	polychlorinated dibenzo-*p*-dioxin
PCDF	polychlorinated dibenzofuran
PE	performance evaluation
report	Fish Data Report
RI	remedial investigation
SIM	selected ion monitoring
SOP	standard operating procedure
SVOC	semivolatile organic compound
Tierra	Tierra Solutions, Inc.
USEPA	United States Environmental Protection Agency

1. Introduction

This Fish Data Report (report) presents the results from the fish collection program conducted in the Newark Bay Study Area (NBSA; Figures 1-1 and 1-2). The field investigation was conducted in three phases (fall 2014, spring/summer 2015, and spring 2016) as part of sampling activities for the baseline human health and ecological risk assessment (BHHERA) and in accordance with the Fish Sampling and Analysis Quality Assurance Project Plan (Fish QAPP; Tierra Solutions, Inc. [Tierra] 2014a). The BHHERA is being conducted as part of the remedial investigation (RI) for the NBSA pursuant to the Administrative Order on Consent under the Comprehensive Environmental Response, Compensation, and Liability Act (CERCLA [Index 02-2004-2010]) (United States Environmental Protection Agency [USEPA] 2004).

1.1 Purpose and Scope

The fish tissue data collected under this QAPP will support the following objectives of the BHHERA:

1. Evaluate whether exposure to site-related constituents of potential ecological concern (COPECs) in the NBSA poses unacceptable risks to fish.

2. Evaluate whether the consumption of fish from the NBSA poses unacceptable risks to human and ecological receptors (e.g., birds, mammals).

The individual and composite whole body fish tissue data collected during the three sampling events, combined with additional data collected under Phase III of the RI (including sediment, polychaete, clam and blue crab tissue data), will be used in the baseline ecological risk assessment as input parameters to a food web model, which will be used to evaluate dietary exposure of upper trophic level ecological receptors (i.e., birds and mammals) to COPECs. To aid in evaluating potential effects on fish reproduction, individual fish health data were collected as ancillary information during the collection of tissue for chemical analysis. Information on the fish community (species counts) was also collected to supplement the existing NBSA fish community data.

The tissue data collected during the three sampling events, combined with other data also collected under Phase III of the RI (including sediment and blue crab tissue data collected in 2014-2015), will collectively be used to support the baseline human health risk assessment (BHHRA) by estimating potential human exposures and assessing the potential impact of constituents of potential concern on human health via consumption of fish and shellfish from the NBSA. Potential consumption scenarios are presented in the human health conceptual site model included in the problem formulation (Tierra 2013). Potential risks and health hazards will be evaluated using chemistry data from individual and composite fish fillet samples. The BHHRA will use these data as the basis for quantitatively evaluating the exposure of individuals under current and future scenarios for both cancer and non-cancer health effects following USEPA Superfund guidance, guidelines, and policies (Tierra 2014a).

1.2 Document Overview

Section 1 of this report presents the introduction, Section 2 presents the sampling design and methodology and Section 3 presents the results. References are provided in Section 4. This report is supported by the following appendices:

- Appendix A – Tissue Composite Plans
- Appendix B – Protocol Modification Forms
- Appendix C – Analytical Chemistry Results
- Appendix D – Laboratory Data Reports (on CD)
- Appendix E – Data Verification/Validation Reports
- Appendix F – Data Quality Usability Assessment Report
- Appendix G – Fish Pathology Reports

2. Sampling Design and Methodology

This section summarizes the sampling design and methodology used during the fish collection program. Detailed descriptions of the sampling design and methodology are presented in the Fish QAPP (Tierra 2014a) and NBSA Environmental Sample Collection Report (Normandeau Associates, Inc. [Normandeau] 2016). Section 2.1 identifies the locations sampled during the fish collection program. Methods used to collect and process samples are presented in Section 2.2. Section 2.3 describes the three sample collection events, and Section 2.4 provides sample processing, homogenization, and analysis information. Deviations from the Fish QAPP (Tierra 2014a) are described in Section 2.5.

2.1 Sampling Locations

Fish were collected from various locations along the subtidal flats, transitional slopes, and navigational channel throughout each of the three zones (north, central, south) in the NBSA. Fish were collected from each of the different geographic areas to provide spatial coverage across the entire NBSA. Figures 2-1, 2-2, and 2-3 present the various fish sampling locations throughout the NBSA.

Additionally, 12 intertidal areas were targeted for up to 19 forage fish samples (mummichog, striped killifish, Atlantic menhaden, or bay anchovy). These areas are consistent with those selected for clam and sediment sampling (refer to the Crab and Clam QAPP; Tierra 2014b). Forage fish were targeted at 16 sampling locations and three supplemental sampling locations (Intertidal Areas 124, 125, and 126). Additional details regarding forage fish collected during this event are provided in the NBSA Environmental Sample Collection Report (Normandeau 2016).

2.2 Sampling Methods

Fish sampling methods employed during each of the three sampling events include at least one of the following: trawls, gillnets, eel pots, minnow traps, seine, traditional angling, and trotlines. A summary of sampling method by event is provided below.

Sampling Method	Fall 2014	Spring/ Summer 2015	Spring 2016
Trawl	X	X	X
Gillnet	X	X	X
Eel pot	X	X	
Minnow Trap	X		
Seine	X		
Angling		X	
Trotline		X	

Each sampling method is summarized below:

- *Trawls*. Trawls were conducted using an 8- or 3-meter semiballoon otter (bottom) trawl with ¼-inch mesh liner in the cod end. The trawl was deployed off the stern of the boat and hauled for approximately 10 minutes in the direction of water flow. The trawl was used to collect fish from transitional areas, navigation channels, and port channels.

- *Gillnets*. Several different gillnets were used throughout the bay. Mesh sizes ranged from 1.5 to 4 square inches and lengths ranged from 60 to 300 feet. Gillnet sets were set on the bottom of the bay in a variety of habitats including shoals, transitional areas, and deep water adjacent to the navigation channels. Gillnets were deployed overnight and typically fished for a minimum of 12 hours.

- *Eel pots*. Eel pots were set in various habitats to collect American eel. Two different types of eel pots were used: one measuring 30 inches long by 11 inches wide by 6 inches high with a ½-inch square wire mesh with single funnel entrance, and the second measuring 24 inches long by 11 inches wide by 9 inches high with a ½-inch square wire mesh with single entrance rectangular trap with nylon mesh exit barrier. Eel pots were baited with crushed blue crab or bunker and set overnight for approximately 12 hours.

- *Minnow traps*. Minnow traps were used to collect mummichog, striped killifish, Atlantic silverside, Atlantic menhaden, and bay anchovy in intertidal area locations. A standard minnow trap, measuring 16.5 inches long by 9 inches in diameter, at center, with 1-inch openings at both ends, and covered with a 0.25-inch square wire mesh was used to collect the minnows. Minnow traps were baited with either dog food or crushed blue crab. Minnow traps were set overnight for approximately 12 hours.

- *Seine*. A 100-foot bag seine with ¼-inch mesh was used to collect fish (including forage fish) in intertidal area locations. Seining was conducted using a small flat-bottom boat, or in some cases by two individuals on foot. One end of the seine was held on shore while the other end was fastened to the boat. The boat was used to pull the seine off shore and encircle a portion of the adjacent water, then the seine was pulled back to shore. A minimum of one seine haul was completed at each intertidal location.

- *Traditional angling*. Traditional angling techniques (rod and reel) were used to target collection of striped bass, bluefish, and summer and winter flounder. Two angling techniques (drift fishing with baited hook and trolling with artificial lures) were used to collect these species within transitional areas and the navigation channels.

- *Trotlines*. Trotlines measuring approximately 100 feet in length rigged with baited hooks were used to target the collection of bluefish in transitional areas. Hooks were baited with white mullet or pea bunker purchased from a bait shop. Trotlines were set overnight for approximately 12 hours.

Additional details regarding sampling methods used during fish sampling activities are provided in the NBSA Environmental Sample Collection Report (Normandeau 2016). Table 2-1 summarizes fish and shellfish collected by sampling method.

2.3 Collection Events

Fish sampling activities were conducted within the three Newark Bay geographic zones (north, central, and south) during three fish sampling events: fall 2014, spring/summer 2015, and spring 2016. Fish were collected using seven different methods based on the targeted fish species and their associated habitats.

Forty-four fish species were collected during the three fish sampling events. Table 2-2 lists common and scientific names of fish and shellfish species collected during the three events. The three sampling events yielded 12,516 individual fish encompassing 44 individual fish species. Additionally, four species of crab (blue, horseshoe, mud, and spider) were collected as bycatch; blue crab was the most abundant species collected. Additional details regarding the fish collected during these events are provided in the NBSA Environmental Sample Collection Report (Normandeau 2016).

2.3.1 Fall 2014 Sampling Event

The fall 2014 fish sampling event was conducted from October 6 through 24, 2014. Thirty-one fish species, represented by 6,454 individuals, were collected during this event. Sampling locations are presented on Figure 2-1. Tables 2-3 and 2-4 summarize target and non-target fish species collected during the fall 2014 fish sampling event, respectively. Additional details regarding the fish collected during the fall 2014 fish sampling event are provided in the NBSA Environmental Sample Collection Report (Normandeau 2016).

2.3.2 Spring/Summer 2015 Sampling Event

The spring/summer 2015 fish sampling event was conducted from March 30 through August 5, 2015. Four separate collection efforts were conducted March 30 through April 10, April 27 through May 8, June 1 through June 8, and July 27 through August 5, 2015, each targeting specific fish species. Thirty-one fish species, represented by 2,243 individuals, were collected during this event. Sampling locations are presented on Figure 2-2. Tables 2-5 and 2-6 summarize target and non-target fish species collected during the spring/summer 2015 fish sampling event, respectively. Additional details regarding the fish collected during the spring/summer 2015 fish sampling event are provided in the NBSA Environmental Sample Collection Report (Normandeau 2016).

2.3.3 Spring 2016 Sampling Event

Due to an error during homogenization of white perch tissue samples at the analytical laboratory in late 2015, a fish sampling event was conducted from March 14 through 24, 2016, targeting collection of white perch to compensate for the compromised samples. Twenty-five fish species, represented by 3,821 individuals, were collected during the spring 2016 fish sampling event, of which 236 individuals were white perch. Sampling locations are presented on Figure 2-3. Tables 2-7 and 2-8 summarize target and non-target fish species collected during the spring 2016 fish sampling event, respectively. Additional details regarding the fish collected during the spring 2016 fish sampling event are provided in the NBSA Environmental Sample Collection Report (Normandeau 2016).

On March 17, 2016, the fish sampling yielded an incidental capture of a single Atlantic Sturgeon. This species of fish is listed as endangered. The fish was captured in a gillnet set on the bottom of Newark Bay in approximately 40 feet of water. The fish appeared to be in good condition and was identified and returned, unharmed, to the water. Additional information regarding the incidental capture of this fish is provided in the NBSA Environmental Sample Collection Report (Normandeau 2016).

2.4 Sample Processing, Homogenization, and Analysis

Intact fish for tissue samples were transported to the 80 Lister Avenue sample processing area for processing. The length and weight of each fish was measured and recorded. Each fish was photographed. Tissue was removed from each fish, prepared, and packaged following the procedures outlined in the Fish QAPP (Tierra 2014a). Tissue samples were then shipped to Eurofins Lancaster Laboratories (Eurofins) to be held in a freezer from time of receipt until time of homogenization. Homogenization occurred after USEPA approval of the composite plans provided in Appendix A. Fish tissue samples were homogenized by Eurofins in accordance with standard operating procedure (SOP) No. 10 – Laboratory Tissue Homogenization, provided in the Fish QAPP (Tierra 2014a). Fish samples were homogenized for chemical analysis on multiple dates from August 19, 2015 through April 27, 2016. Following homogenization, aliquots of tissue were distributed to Vista Analytical Laboratory, Inc. for analysis of pesticides and TestAmerica Burlington for the analysis of butyltins; with the remainder target parameter groups defined in the Fish QAPP (Tierra 2014a) being analyzed at Eurofins. Split samples were also provided to USEPA's laboratories for analysis. Additionally, a subsample of each fish species collected was examined by a pathologist in October 2014 and July 2015 to determine the presence of external and/or internal anomalies; results are discussed in Section 3.2.

Non-target bycatch species were processed on the sampling vessel. Non-target individuals were identified to species taxonomic level, measured for length and weight, and released alive. If a large number of a given species was collected, a representative subsample was measured for length and weight and the remaining individuals were counted.

2.5 Deviations from Fish Quality Assurance Project Plan

Deviations from the Fish QAPP (Tierra 2014a) are described below. The Protocol Modification Forms are provided in Appendix B. Protocol Modification Forms related to field work are included in the NBSA Environmental Sample Collection Report (Normandeau 2016).

- *Protocol Modification Form – Percent Lipids – Performance Evaluation (PE) Sample*. Worksheets #12-2 and #28-2b of the Fish QAPP (Tierra 2014a) list the percent lipids measurement performance criteria (MPC) for the PE sample as follows: recoveries must "fall within the acceptance criteria provided by the vendor." The manufacturer did not provide limits for the PE sample material; therefore, recovery limits of 80 to 120 percent were used because these limits are consistent with the Cooperating Parties Group's (CPG's) Benthic and Fish QAPPs.

- *Protocol Modification Form – Pesticides – PE Sample*. Worksheets #12-2 and #28-2b of the Fish QAPP (Tierra 2014a) list the pesticides MPC for the PE sample as "All target analyte percent recoveries must fall within the acceptance criteria provided by the vendor." The manufacturer did not provide limits for the PE sample material; therefore, recovery limits of 75 to 125 percent were used because these limits are consistent with acceptance limits used for the same material when evaluating the performance of polychlorinated dibenzo-*p*-dioxins (PCDDs)/polychlorinated dibenzofurans (PCDFs) and polychlorinated biphenyl (PCB) congeners.

- *Protocol Modification Form – Semivolatile Organics Selected Ion Monitoring (SIM) – PE Sample*. Worksheets #12-2 and #28-2b of the Fish QAPP (Tierra 2014a) list the semivolatile organics SIM MPC for the PE sample as "Recovery within limits set by performance evaluation sample vendor." The manufacturer did not provide limits for the PE sample material; therefore, recovery limits of 75 to 125 percent were used because these limits are consistent with acceptance limits used when evaluating the performance of PCDDs/PCDFs and PCB congeners.

- *Protocol Modification – Fish Pathology Evaluations*. Worksheet #17 of the Fish QAPP (Tierra 2014a) states "Fish pathology evaluations will be conducted on the first five fish of each species collected during the fish sampling effort." The intent of the Fish QAPP (Tierra 2014a) requirement was to evaluate the first five of each species collected as a byproduct of fishing for target species, instead of evaluating the first five of every species within Newark Bay. The 145 fish collected and evaluated represent various types of fish reported to occur in Newark Bay, including: forage, predatory, benthic, demersal, and pelagic species; resident and migratory fish; and a range of sizes and ages within the fish sampled. In instances where fewer than five fish of a species were collected while the pathologist was onsite, the fish collected during that time were evaluated, resulting in fewer than five fish being subjected to the pathologist's assessment.

- *Protocol Modification – Decontamination of Homogenization Equipment*. Field SOP No. 10, Section 2.2.3 of the Fish QAPP (Tierra 2014a) includes the following steps for the decontamination of laboratory homogenization equipment: 1) tap water rinse, 2) scrub with Alconox (or other low-phosphate detergent) and tap water, 3) tap water rinse, 4) nitric acid rinse, 5) deionized water rinse, 6) methanol rinse, 7) hexane rinse, and 8) deionized water rinse. Eurofins followed their standard decontamination steps prescribed in their laboratory-specific SOP. Eurofins demonstrated that the decontamination steps were effective because rinse blanks did not contain detections above the project quantitation limits. As such, the decontamination steps for the homogenization equipment included: 1) tap water wash (scrubbing if necessary), 2) deionized water rinse, and 3) methanol rinse.

- *Protocol Modification – Homogenization Equipment*. Field SOP No. 10 – Tissue Homogenization of the Fish QAPP (Tierra 2014a) includes the use of a Teflon™-coated spatula and food processor with titanium blade and glass bowl. Eurofins' food processors have stainless steel blades and bowls, which are used routinely for sediment and other sample matrices. Eurofins demonstrated that the use of different equipment was acceptable because rinse blanks did not contain detections above the project

quantitation limits. As such, the homogenization equipment consisted of a processor with stainless steel blade and bowl. New wooden sticks were used for each sample in place of a Teflon™-coated spatula.

3. Results

This section discusses the results of chemistry, health, and population analyses conducted on the fish collected during the fish collection program.

3.1 Chemistry Analysis

This section presents the results of chemical analyses conducted on the fish tissue collected during the fish sampling events. Fish tissue samples were analyzed for the following target parameter groups: PCDDs/PCDFs, PCBs (as congeners and Aroclors), metals (including methylmercury, mercury, and titanium), semivolatile organic compounds (SVOCs) (including phthalates and alkylated polycyclic aromatic hydrocarbons), lipids, percent moisture, pesticides, and butyltins. These target parameter groups are consistent with parameters analyzed in tissue as part of the CPG Lower Passaic River Restoration Project RI/FS Fish and Decapod Crustacean Tissue Collection (Windward 2009). Matrices for target parameter group analysis include whole body fish, fillets, and a subset of fish livers. Analytical chemistry results by fish species and tissue type as well as lipid-normalized analytical results by fish species and tissue type are summarized in Appendix C. Lipid-normalized analytical results were prepared by dividing the individual analytical result reported by the laboratory for a given sample by the percent lipid value reported for the same sample. Lipid-normalized results were prepared using the same methodology for composite and non-composite samples. Lipid results for individual samples are presented by species and tissue type in Tables C-9 through C-16, C-22 through C-26, and C-28 of Appendix C. Appendix D provides the laboratory data reports for the analytical chemistry results.

Data verification/validation was conducted in accordance with the Fish QAPP (Tierra 2014a) for data collected as part of the fish collection program. Detailed information regarding all qualified samples is presented in the data verification/validation reports provided in Appendix E. Data quality and usability are evaluated in Appendix F.

As discussed in Appendix F, 97% of the data validated and reported are suitable for their intended use. Sample results that were rejected and are not suitable for project use are described below.

- A total of 48 out of 804 sample results for Butyltins were rejected due to surrogate recoveries.
- A total of 93 out of 6,177 sample results for the organochlorine pesticide analyses were rejected due to surrogate recoveries.
- A total of five out of 212 sample results for the methylmercury analyses were rejected due to MS/MSD recoveries.
- A total of 2016 out of 35,784 sample results for the PCB congeners analyses were rejected due to continuing calibrations relative retention times, continuing calibration recoveries, sample relative retention times, and ion abundance ratios.

Sample results that are qualified as estimated due to multiple minor data quality issues as detailed in this report are suitable for project use. The achievement of the completeness goals for the number of samples collected and the number of samples accepted for use provides sufficient quality data to support project decisions.

As described in Sections 3.1.1, 3.1.2, and 3.1.3, statistical summaries were prepared for each tissue type (whole body, fillets, and livers) and geographic area (north, south, and central) using laboratory analytical data as well as lipid-normalized data. For all statistical summaries, non-detect results were excluded from the calculations. For any given analyte, field duplicate sample results were combined with parent sample (i.e., corresponding sample) results, as described below, to generate one sample result for subsequent statistical analysis. When both the field duplicate and parent sample results were reported as detected concentrations, the sample concentrations were averaged to generate one concentration value. When either the field duplicate sample or parent sample was reported as a detected concentration but was not detected in the other sample, only the detected concentration was used to represent the concentration of that analyte in that sample.

3.1.1 Whole Body

Whole body fish samples were analyzed for the target parameter groups listed in Section 3.1. Fish species collected for whole body analysis include:

- American eel
- Atlantic menhaden
- Atlantic silverside
- Mummichog
- Striped killifish
- Summer flounder
- White perch
- Winter flounder.

Table 3-1 lists the constituents not detected in fish samples, including whole body, fillets, and livers. Statistical summaries of detected constituents were prepared by species and by geographic area within Newark Bay (north, central, and south). Statistical summaries of whole body samples by species and geographic area are provided in Tables 3-2 through 3-16. Whole body tissue results were also normalized for percent lipids for each sample; statistical summaries of whole body lipid-normalized data by species and geographic area are provided in Tables 3-17 through 3-31. The analytical chemistry results for whole body samples are provided in Tables C-1 through C-8 of Appendix C and lipid-normalized data for whole body samples are provided in Tables C-9 through C-16 of Appendix C.

3.1.2 Fillets

Fillet samples were analyzed for the target parameter groups listed in Section 3.1. Fish species collected for fillet analysis include:

- American eel
- Bluefish
- Striped bass
- Summer flounder
- White perch.

Table 3-1 lists the constituents not detected in fish samples, including whole body, fillets, and livers. Statistical summaries of detected constituents were prepared by species and by geographic area within Newark Bay (north, central, and south). Statistical summaries of fillet samples by species and geographic area are provided in Tables 3-32 through 3-40. Fillet tissue results were also normalized for percent lipids for each sample; statistical summaries of fillet lipid-normalized data by species and geographic area are provided in Tables 3-41 through 3-49. The analytical chemistry results for fillet samples are provided in Tables C-17 through C-21 of Appendix C and lipid-normalized data for fillet samples are provided in Tables C-22 through C-26 of Appendix C.

3.1.3 Livers

Fish liver samples from white perch were analyzed for the target parameter groups listed in Section 3.1. Table 3-1 lists the constituents not detected in fish samples, including whole body, fillets, and livers. Statistical summaries of liver samples by species and geographic area are provided in Tables 3-50 and 3-51. Liver tissue results were also normalized for percent lipids for each sample; statistical summaries of liver lipid-normalized data by species and geographic area are provided in Tables 3-52 and 3-53. The analytical chemistry results for liver samples are provided in Table C-27 of Appendix C and lipid-normalized data for liver samples are provided in Table C-28 of Appendix C.

3.2 Fish Health

During fish tissue sampling, non-forage fish were externally examined and any gross physical abnormalities, lesions, or anomalies were documented. For the forage fish, a subset of individual fish were externally examined. In addition, a representative sample of individual non-forage fish (up to at least 20 individuals for each of two different species) were subjected to internal pathological examination. The internal examination was conducted by a fish pathologist within hours of capture and included overall morphology, gonad condition, presence of lesions, gonadosomatic index, and internal physical conditions/abnormalities. These data will be used to provide general qualitative information about the health of fish found within the NBSA.

Fish pathology evaluations were conducted on fish collected in 2014 and 2015. In accordance with the Fish QAPP (Tierra 2014a), the first five fish obtained for each species (unless they were kept for chemical analysis) and 20 fish of two species (scup and summer flounder) were examined. As described in Section 2.5, in instances where five of one species were not collected while the pathologist was on site, only the number of fish collected were evaluated by the fish pathologist.

In a 5-day consecutive period (October 6 through 10, 2014) during the fall 2014 fish sampling event, a total of 122 fish representing 26 distinct species were necropsied. As presented in the 2014 Pathology Report in Appendix G, gross external and internal examinations revealed abnormal findings in 11 of 122 (9%) fish. Most findings were of mild severity and likely of minimal pathological significance. Table 1 of the 2014 NBSA Pathology Report, included in Appendix G, provides a summary of the 2014 necropsy results. On July 27, 2015, an additional 23 fish representing five distinct species were necropsied. As presented in the 2015 Pathology Report, in Appendix G, gross external and internal examinations revealed abnormal findings in 1 of 23 fish. Table 1 of the 2015 NBSA Pathology Report, included in Appendix G, provides a summary of the 2015 necropsy results. Overall, abnormal findings were observed in 12 of the 145 fish (8 percent) collected and necropsied during the two sampling events. Table 3-54 provides a summary of the abnormal findings in the 12 identified individuals. Detailed results of the pathology evaluation are provided in the USEPA-approved pathology reports (Appendix G).

3.3 Fish Population

During fish tissue sampling, in addition to collecting fish for chemical and health analyses, the numbers of captured fish (both target and non-target species) were recorded and tallied. The fish counts and species data will be used to provide general information about the relative abundance and structure of the fish community at the time of sampling. Results of the community surveys are provided below.

3.3.1 Fall 2014 Fish Community Survey

The target and non-target fish species collected during the fall 2014 fish sampling event are summarized in Tables 2-3 and 2-4, respectively. The distribution of target species by geographic zone is shown on Figure 3-1.

3.3.2 Spring/Summer 2015 Fish Community Survey

A summary of the target and non-target fish species collected during the spring/summer 2015 collection event are provided in Tables 2-5 and 2-6, respectively. The distribution of target species by geographic zone is shown on Figure 3-2.

3.3.3 Spring 2016 Fish Community Survey

The target and non-target fish species collected during the spring 2016 fish sampling event are summarized in Tables 2-7 and 2-8, respectively. The distribution of target species by geographic zone is shown on Figure 3-3.

4. References

Normandeau Associates, Inc. 2016. Newark Bay Study Area Environmental Sample Collection. June.

Tierra. 2013. Final Newark Bay Study Area Problem Formulation. Baseline Human Health and Ecological Risk Assessment. Tierra Solutions, Inc., East Brunswick, NJ. June.

Tierra. 2014a. Newark Bay Study Area Fish Sampling and Analysis Quality Assurance Project Plan, Revision 2. October.

Tierra. 2014b. Newark Bay Study Area Crab and Clam Sampling and Analysis Quality Assurance Project Plan, Revision 3a. August.

USEPA. 2004. Administrative Order on Consent for Remedial Investigation and Feasibility Study, Newark Bay Study Area, USEPA Index No. CERCLA-02-2004-2010. Including all attachments, amendments, and updates.

Windward. 2009. Lower Passaic River Restoration Project Quality Assurance Project Plan. Fish and Decapod Crustacean Tissue Collection for Chemical Analysis and Fish Community Survey. Final. August 6.

Tables

Table 2-1
Summary of Fish and Shellfish Species Collected by Sampling Method

Common Name	Sampling Method								Total Number of Individuals	Percent Composition
	Crab Trap	Eel Pot	Gillnet	Minnow Trap	Seine	Trawl	Angling	Trotline		
Fish Species										
Alewife			81			272			353	2.82%
American Eel		79		1		3			83	0.66%
American Shad			3			100			103	0.82%
Atlantic Croaker						2			2	0.02%
Atlantic Herring						1			1	0.01%
Atlantic Menhaden			226		10	6			242	1.93%
Atlantic Moonfish						6			6	0.05%
Atlantic Silverside				12	1565	2			1579	12.62%
Atlantic Sturgeon			1						1	0.01%
Atlantic Tomcod						9			9	0.07%
Bay Anchovy						125			125	1.00%
Black Seabass		50				3			53	0.42%
Blueback Herring					14	57			71	0.57%
Bluefish			1		80	1	20	2	104	0.83%
Butterfish						2			2	0.02%
Clupeidae						4			4	0.03%
Cunner						4			4	0.03%
Gizzard Shad			3			8			11	0.09%
Gobiidae					2				2	0.02%
Hogchoker						12			12	0.10%
Little Skate			2			1			3	0.02%
Longhorn Sculpin						8			8	0.06%
Lookdown						2			2	0.02%
Mummichog				641	2480				3121	24.94%
Naked Goby						1			1	0.01%
Northern Kingfish					5	7			12	0.10%
Northern Pipefish					2	11			13	0.10%
Northern Pufferfish						1			1	0.01%
Oyster Toadfish	7	10				7			24	0.19%
Red Hake						3			3	0.02%
Scup		1				57			58	0.46%
Silver Perch						3			3	0.02%
Smallmouth Flounder						11			11	0.09%
Spotted Hake			1			525			526	4.20%
Striped Anchovy					1				1	0.01%
Striped Bass	3	1	445		32	815	41		1337	10.68%
Striped Killifish					1137				1137	9.09%
Striped Mullet					1				1	0.01%
Striped Searobin						18			18	0.14%
Summer Flounder	1		2			39	278		320	2.56%
Tautog			2						2	0.02%
Weakfish						76			76	0.61%
White Mullet					5				5	0.04%
White Perch			448		4	2268			2720	21.74%
Windowpane Flounder			3			21			24	0.19%

Table 2-1
Summary of Fish and Shellfish Species Collected by Sampling Method

Common Name	Sampling Method								Total Number of Individuals	Percent Composition
	Crab Trap	Eel Pot	Gillnet	Minnow Trap	Seine	Trawl	Angling	Trotline		
Winter Flounder			14		37	268			319	2.55%
Total Number of Individuals	11	141	1232	654	5375	4759	339	2	12513	
Total Number of Species [1]	3	5	14	3	14	38	3	1	44	
Shellfish Species										
Blue Crab [2]		2				118			120	91.60%
Horseshoe Crab [2]			5						5	3.82%
Mud Crab [2]						1			1	0.76%
Spider Crab [2]		4				1			5	3.82%
Total Number of Individuals	0	6	5	0	0	120	0	0	131	
Total Number of Species	0	2	1	0	0	3	0	0	4	

Footnotes:

[1] Excludes individuals identified to family.

[2] Not included in tissue sample.

Table 2-2
List of Common and Scientific Names of Fish and Shellfish
Collected During Field Sampling Activities

Family	Common Name	Scientific Name
Fish Species		
Achiridae	Hogchoker	*Trinectes maculatus*
Acipenseridae	Atlantic Sturgeon	*Acipenser oxyrhynchus*
Anguillidae	American Eel	*Anguilla rostrata*
Atherinidae	Atlantic Silverside	*Menidia menidia*
Batrachoididae	Oyster Toadfish	*Opsanus tau*
Carangidae	Atlantic Moonfish	*Selene setapinnis*
	Lookdown	*Selene vomer*
Clupeidae	Alewife	*Alosa pseudoharengus*
	American Shad	*Alosa sapidissima*
	Atlantic Menhaden	*Brevoortia tyrannus*
	Blueback Herring	*Alosa aestivalis*
	Gizzard Shad	*Dorosoma cepedianum*
Cottidae	Longhorn Sculpin	*Myoxocephalus octodecemspinosus*
Engraulidae	Bay Anchovy	*Anchoa mitchilli*
	Striped Anchovy	*Anchoa hepsetus*
Fundulidae	Mummichog	*Fundulus heteroclitus*
	Striped Killifish	*Fundulus majalis*
Gadidae	Atlantic Tomcod	*Microgadus tomcod*
Gobiidae	Naked Goby	*Gobiosoma bosc*
Labridae	Cunner	*Tautogolabrus adspersus*
	Tautog	*Tautoga onitis*
Moronidae	Striped Bass	*Morone saxatilis*
	White Perch	*Morone americana*
Mugilidae	Striped Mullet	*Mugil cephalus*
	White Mullet	*Mugil curema*
Paralichthyidae	Smallmouth Flounder	*Etropus microstomus*
	Summer Flounder	*Paralichthys dentatus*
Phycidae	Red Hake	*Urophycis chuss*
	Spotted Hake	*Urophycis regia*
Pleuronectidae	Winter Flounder	*Pseudopleuronectes americanus*
Pomatomidae	Bluefish	*Pomatomus saltatrix*
Rajidae	Little Skate	*Leucoraja erinacea*
Sciaenidae	Atlantic Croaker	*Micropogonias undulatus*
	Northern Kingfish	*Menticirrhus saxatilis*
	Silver Perch	*Bairdiella chrysoura*
	Weakfish	*Cynoscion regalis*
Scophthalmidae	Windowpane	*Scophthalmus aquosus*
Serranidae	Black Seabass	*Centropristis striata*
Sparidae	Scup	*Stenotomus chrysops*
Stromateidae	Butterfish	*Peprilus triacanthus*
Syngnathidae	Northern Pipefish	*Syngnathus fuscus*
Tetraodontidae	Northern Pufferfish	*Sphoeroides maculatus*
Triglidae	Striped Searobin	*Prionotus evolans*
Shellfish Species		
Epialtidae	Spider Crab	*Libinia emarginata*
Limulidae	Horseshoe Crab	*Limulus polyphemus*
Panopeidae	Mud Crab	*Dyspanopeus sayi*
Portunidae	Blue Crab	*Callinectes sapidus*

Table 2-3
Fall 2014 Target Fish Species Collection Summary

Common Name	Counts by Collection Method							Counts by Geographic Zone		
	Crab Trap	Eel Pot	Gillnet	Minnow Trap	Seine	Trawl	Total [1]	North Zone	Central Zone	South Zone
American Eel		12		1		1	14	8		6
Atlantic Menhaden					4	4	8	4		4
Atlantic Silverside				12	788		800	211	356	233
Bay Anchovy						54	54	21	33	
Bluefish					80	1	81	10	41	30
Mummichog				641	511		1152	417		735
Spotted Hake						1	1	1		
Striped Killifish					909		909	294	210	405
Summer Flounder	1		2			7	10	4	3	3
White Perch					4		4	2	2	
Windowpane Flounder						5	5	5		
Winter Flounder					37	3	40	13	22	5
Total Number of Individuals	1	12	2	653	2332	76	3078	990	667	1421
Total Number of Species	1	1	1	3	7	8	12	12	7	8

Footnotes:

[1] All individuals processed for tissue samples.

Table 2-4
Fall 2014 Non-Target[1] Fish Species Collection Summary

Common Name [2]	Crab Trap	Eel Pot	Gillnet	Seine	Trawl	Total
Atlantic Menhaden			1	6		7
Atlantic Moonfish					6	6
Atlantic Silverside				777	1	778
Bay Anchovy					69	69
Black Seabass		50			2	52
Blueback Herring				14		14
Butterfish					2	2
Gizzard Shad			1		1	2
Gobiidae				2		2
Hogchoker					4	4
Mummichog				1969		1969
Naked Goby					1	1
Northern Kingfish				5	7	12
Northern Pipefish				2		2
Oyster Toadfish	7	8			5	20
Scup		1			57	58
Silver Perch					3	3
Smallmouth Flounder					4	4
Spotted Hake					1	1
Striped Anchovy				1		1
Striped Bass	3	1		32	3	39
Striped Killifish				228		228
Striped Mullet				1		1
Striped Searobin					16	16
Summer Flounder					3	3
Weakfish					76	76
White Mullet				5		5
Windowpane Flounder					1	1
Total Number of Individuals	10	60	2	3042	262	3376
Total Number of Species	2	4	2	12	19	28

Footnotes:

[1] Table includes both fish collected that were non-target species and target species that were not needed for analysis (target sample mass had already been attained or individuals were of insufficient size/length for analysis).

[2] Family name is provided if fish were not identified to the species level by the field team.

Table 2-5
Spring/Summer 2015 Target Fish Species Collection Summary

Common Name	Count by Collection Method						Count by Geographic Area		
	Angling	Eel Pot	Gillnet	Trawl	Trotline	Total[1]	North Zone	Central Zone	South Zone
American Eel		67		1		68	29	25	14
Bluefish	20		1		2	23	3	18	2
Hogchoker				8		8		7	1
Smallmouth Flounder				7		7		6	1
Spotted Hake				140		140	19	114	7
Striped Bass	18					18			18
Summer Flounder	29			11		40	9	15	16
White Perch			261	442		703	306	139	258
Windowpane Flounder			2	10		12		9	3
Winter Flounder			2	220		222	39	156	27
Total Number of Individuals	67	67	266	839	2	1241	405	489	347
Total Number of Species	3	1	4	8	1	10	6	9	10

Footnotes:

[1] All individuals processed for tissue samples.

Table 2-6
Spring/Summer 2015 Non-Target[1] Fish Species Collection Summary

Common Name [2]	Angling	Eel Pot	Gillnet	Trawl	Total
Alewife			5	169	174
American Shad				73	73
Atlantic Herring				1	1
Atlantic Menhaden			89		89
Atlantic Tomcod				8	8
Blueback Herring				55	55
Clupeidae				4	4
Cunner				2	2
Little Skate			1	1	2
Longhorn Sculpin				8	8
Lookdown				2	2
Northern Pipefish				4	4
Northern Pufferfish				1	1
Oyster Toadfish		2		2	4
Spotted Hake				1	1
Striped Bass	23		13	241	277
Striped Searobin				1	1
Summer Flounder	249			12	261
White Perch				26	26
Windowpane Flounder				1	1
Winter Flounder				8	8
Total Number of Individuals	272	2	108	620	1002
Total Number of Species [3]	2	1	4	19	20

Footnotes:

[1] Table includes both fish collected that were non-target species and target species that were not needed for analysis (target sample mass had already been attained or individuals were of insufficient size/length for analysis).

[2] Family name is provided if fish were not identified to the species level by the field team.

[3] Fish identified within the same family (e.g., American Shad and Clupeidae) are counted as a single species with regard to the tally of 'Total Number of Species' per gear type.

Table 2-7
Spring 2016 Target Fish Species Collection Summary

Common Name	Count by Collection Method			Count by Geographic Area		
	Gillnet	Trawl	Total	North Zone	Central Zone	South Zone
White Perch	187	49	236	64	128	44
Total Number of Individuals	187	49	236	64	128	44
Total Number of Species	1	1	1	1	1	1

Table 2-8

Spring 2016 Non-Target[1] Fish Species Collection Summary

Common Name [2]	Gillnet	Trawl	Total
Alewife	76	103	179
American Eel		1	1
American Shad	3	27	30
Atlantic Croaker		2	2
Atlantic Menhaden	136	2	138
Atlantic Silverside		1	1
Atlantic Sturgeon	1		1
Atlantic Tomcod		1	1
Bay Anchovy		2	2
Black Sea Bass		1	1
Blue Crab		5	5
Blueback Herring		2	2
Cunner		2	2
Gizzard Shad	2	7	9
Northern Pipefish		7	7
Red Hake		3	3
Little Skate	1		1
Spotted Hake	1	382	383
Striped Bass	432	571	1003
Striped Searobin		1	1
Summer Flounder		6	6
Tautog	2		2
White Perch		1751	1751
Windowpane Flounder	1	4	5
Winter Flounder	12	37	49
Total Number of Individuals	667	2918	3585
Total Number of Species	11	22	25

Footnotes:

[1] Table includes both fish collected that were non-target species and target species that were not needed for analysis (target sample mass had already been attained or individuals were of insufficient size/length for analysis).

[2] Family name is provided if fish were not identified to the species level by the field team.

Table 3-1
List of Constituents Not Detected in Fish Tissue Samples

Parameter Group	Analyte
Aroclor PCBs	Aroclor 1016
Aroclor PCBs	Aroclor 1221
Aroclor PCBs	Aroclor 1232
Aroclor PCBs	Aroclor 1242
Butyltins	Monobutyltin
Metals	Beryllium
Metals	Thallium
Pesticides	Beta Endosulfan
Pesticides	Endrin Aldehyde
Semivolatiles	1,2,4,5-Tetrachlorobenzene
Semivolatiles	1,2-Diphenylhydrazine
Semivolatiles	2,3,4,6-Tetrachlorophenol
Semivolatiles	2,4,5-Trichlorophenol
Semivolatiles	2,4,6-Trichlorophenol
Semivolatiles	2,4-Dichlorophenol
Semivolatiles	2,4-Dimethylphenol
Semivolatiles	2,4-Dinitrophenol
Semivolatiles	2,4-Dinitrotoluene
Semivolatiles	2-Chloronaphthalene
Semivolatiles	2-Chlorophenol
Semivolatiles	2-Methylphenol (O-Cresol)
Semivolatiles	2-Nitroaniline
Semivolatiles	2-Nitrophenol
Semivolatiles	3,3'-Dichlorobenzidine
Semivolatiles	3-Nitroaniline
Semivolatiles	4,6-Dinitro-2-Methylphenol
Semivolatiles	4-Bromophenyl Phenyl Ether
Semivolatiles	4-Chloro-3-Methylphenol
Semivolatiles	4-Chloroaniline
Semivolatiles	4-Chlorophenyl Phenyl Ether
Semivolatiles	4-Nitroaniline
Semivolatiles	4-Nitrophenol
Semivolatiles	Acetophenone
Semivolatiles	Benzidine
Semivolatiles	Biphenyl (Diphenyl)
Semivolatiles	Bis(2-Chloroethoxy) Methane
Semivolatiles	Bis(2-Chloroethyl) Ether (2-Chloroethyl Ether)
Semivolatiles	Bis(2-Chloroisopropyl) Ether
Semivolatiles	Bis(2-Ethylhexyl) Phthalate
Semivolatiles	C1-Chrysenes
Semivolatiles	C2-Chrysene
Semivolatiles	C2-Fluoranthenes/Pyrene
Semivolatiles	C3-Chrysene
Semivolatiles	C3-Fluoranthenes/Pyrene
Semivolatiles	C3-Fluorenes
Semivolatiles	C3-Phenanthrene/Anthracene
Semivolatiles	C4-Chrysene
Semivolatiles	C4-Phenanthrene/Anthracene

Table 3-1
List of Constituents Not Detected in Fish Tissue Samples

Parameter Group	Analyte
Semivolatiles	Caprolactam
Semivolatiles	Carbazole
Semivolatiles	Dibenz(a,h)Anthracene
Semivolatiles	Dibenzofuran
Semivolatiles	Diethyl Phthalate
Semivolatiles	Dimethyl Phthalate
Semivolatiles	Di-N-Octylphthalate
Semivolatiles	Hexachlorobutadiene
Semivolatiles	Hexachlorocyclopentadiene
Semivolatiles	Hexachloroethane
Semivolatiles	Nitrobenzene
Semivolatiles	N-Nitrosodi-N-Propylamine
Semivolatiles	N-Nitrosodiphenylamine
Semivolatiles	Pentachlorophenol
Semivolatiles	Pyridine

Notes:
PCBs = polychlorinated biphenyls

Table 3-2
Statistical Summary of Detected Analytes - American Eel (Whole Body)

Parameter Group	Analyte	Units	Number of Valid Results[1]	Number of Detects	Detection Frequency	Minimum Detect	Maximum Detect	Median Value	Mean of Detects	Standard Deviation
Aroclor PCBs	Aroclor 1254	ug/kg	15	13	87%	110	1000	220	301	263
Aroclor PCBs	Aroclor 1260	ug/kg	15	15	100%	51	420	210	202	113
Aroclor PCBs	Total Aroclor PCBs (Sum of 7 Aroclors)	ug/kg	15	15	100%	51	1420	340	463	360
Aroclor PCBs	Total Aroclor PCBs (Sum of 9 Aroclors)	ug/kg	15	15	100%	51	1420	340	463	360
Butyltins	Tributyltin	ug/kg	15	4	22%	1.5	1.9	1.625	1.66	0.17
Dioxins/Furans	1,2,3,4,6,7,8-HpCDD	ng/kg	18	18	100%	0.374	1.65	0.6335	0.828	0.449
Dioxins/Furans	1,2,3,4,6,7,8-HpCDF	ng/kg	18	18	100%	0.558	8.65	4.85	4.75	2.19
Dioxins/Furans	1,2,3,4,7,8,9-HpCDF	ng/kg	18	13	72%	0.0419	0.271	0.138	0.149	0.0692
Dioxins/Furans	1,2,3,4,7,8-HxCDD	ng/kg	18	18	100%	0.0668	0.504	0.15425	0.226	0.144
Dioxins/Furans	1,2,3,4,7,8-HxCDF	ng/kg	18	18	100%	0.367	5.63	1.5525	1.56	1.22
Dioxins/Furans	1,2,3,6,7,8-HxCDD	ng/kg	18	18	100%	0.462	3.01	0.889	1.14	0.745
Dioxins/Furans	1,2,3,6,7,8-HxCDF	ng/kg	18	18	100%	0.338	4.22	2.245	2.12	0.998
Dioxins/Furans	1,2,3,7,8,9-HxCDD	ng/kg	18	18	100%	0.0626	0.474	0.18175	0.216	0.14
Dioxins/Furans	1,2,3,7,8,9-HxCDF	ng/kg	18	18	100%	0.0454	0.127	0.08285	0.0817	0.0219
Dioxins/Furans	1,2,3,7,8-PCDD	ng/kg	18	14	78%	0.18355	0.985	0.4175	0.454	0.235
Dioxins/Furans	1,2,3,7,8-PCDF	ng/kg	18	17	94%	0.217	2.38	1.27	1.34	0.685
Dioxins/Furans	2,3,4,6,7,8-HxCDF	ng/kg	18	18	100%	0.0397	0.601	0.2035	0.245	0.161
Dioxins/Furans	2,3,4,7,8-PCDF	ng/kg	18	18	100%	0.597	8.2	3.555	3.85	2.18
Dioxins/Furans	2,3,7,8-TCDD	ng/kg	18	18	100%	1.69	16.3	4.645	5.57	3.95
Dioxins/Furans	2,3,7,8-TCDF	ng/kg	18	5	28%	0.099	0.293	0.124	0.154	0.0788
Dioxins/Furans	OCDD	ng/kg	18	18	100%	0.642	3.81	1.31	1.55	0.908
Dioxins/Furans	OCDF	ng/kg	18	18	100%	0.0454	0.987	0.2305	0.347	0.27
Dioxins/Furans	Percent Lipids	%	18	18	100%	1.3	13.4	3.075	4.6	3.95
Metals	Aluminum	mg/kg	18	4	22%	6.85	25.6	11.96	14.1	8.89
Metals	Arsenic	mg/kg	18	18	100%	0.42	1.5	0.699	0.808	0.279
Metals	Barium	mg/kg	18	4	22%	0.221	0.734	0.3805	0.429	0.23
Metals	Calcium	mg/kg	18	18	100%	817	11100	2970	3610	2520
Metals	Chromium	mg/kg	18	5	28%	0.105	0.348	0.165	0.186	0.0944
Metals	Cobalt	mg/kg	18	7	39%	0.02	0.047	0.0238	0.0296	0.0105
Metals	Copper	mg/kg	18	18	100%	0.61	2.94	0.752	0.873	0.526
Metals	Iron	mg/kg	18	18	100%	14.6	183	27.5	39	39.9
Metals	Lead	mg/kg	18	17	94%	0.0502	0.482	0.149	0.239	0.146
Metals	Magnesium	mg/kg	18	18	100%	203	423	310.5	308	54.3
Metals	Manganese	mg/kg	18	18	100%	0.318	8.24	1.535	2.28	1.89
Metals	Mercury	ng/g	18	18	100%	43.3	347	173.5	182	83.9
Metals	Methyl Mercury	ng/g	18	18	100%	77.8	399.5	183	203	85.4
Metals	Nickel	mg/kg	18	7	39%	0.206	1.29	0.486	0.545	0.368
Metals	Potassium	mg/kg	18	18	100%	2550	4140	3272.5	3270	432
Metals	Selenium	mg/kg	18	18	100%	0.467	1.83	0.6315	0.811	0.41
Metals	Silver	mg/kg	18	13	72%	0.02	0.0475	0.0237	0.0281	0.0103
Metals	Sodium	mg/kg	18	18	100%	891	1390	1175	1170	165
Metals	Titanium	mg/kg	18	7	39%	0.272	1.99	0.55	0.705	0.605
Metals	Vanadium	mg/kg	18	11	61%	0.038	0.116	0.0585	0.0672	0.0264
Metals	Zinc	mg/kg	18	18	100%	25.1	40.5	31.35	31.4	4.71
PCB Congeners	PCB-1	ng/kg	15	13	72%	4.42	33.4	7.17	10.3	7.64
PCB Congeners	PCB-10	ng/kg	18	9	50%	2.75	15.7	4.94	6.43	4.23
PCB Congeners	PCB-103	ng/kg	18	16	89%	1.85	35.4	13.75	13.7	9.42
PCB Congeners	PCB-104	ng/kg	18	2	11%	2.13	3.55	2.84	2.84	1
PCB Congeners	PCB-105	ng/kg	15	15	83%	4030	55800	14000	18400	14800
PCB Congeners	PCB-107	ng/kg	18	18	100%	184	2560	533	854	707
PCB Congeners	PCB-108/124	ng/kg	18	18	100%	18.8	415	112.575	151	116
PCB Congeners	PCB-11	ng/kg	18	16	89%	43.3	195	70.05	89.5	50
PCB Congeners	PCB-110/115	ng/kg	15	15	83%	3720	77000	27200	30300	21000
PCB Congeners	PCB-111	ng/kg	18	18	100%	18.7	129	69	70.1	32.7
PCB Congeners	PCB-112	ng/kg	15	9	50%	66.6	376	98.6	126	96.9
PCB Congeners	PCB-114	ng/kg	18	18	100%	221	3860	878	1110	968
PCB Congeners	PCB-118	ng/kg	18	18	100%	12300	133000	47375	53900	30600
PCB Congeners	PCB-12/13	ng/kg	18	14	78%	2.37	30.1	9.58	10.6	7.24
PCB Congeners	PCB-120	ng/kg	18	18	100%	45.1	484	243	242	124
PCB Congeners	PCB-121	ng/kg	18	16	89%	7.16	76	40.625	43.6	20.1
PCB Congeners	PCB-122	ng/kg	18	17	94%	10.6	287	71.5	82.7	71.2
PCB Congeners	PCB-123	ng/kg	18	18	100%	200	3210	941.5	1140	848
PCB Congeners	PCB-126	ng/kg	15	7	39%	8.07	350	42.9	101	120
PCB Congeners	PCB-127	ng/kg	14	14	78%	16.3	139	40.2	52.6	33.2
PCB Congeners	PCB-128/166	ng/kg	18	18	100%	2070	13800	6025	6080	2950
PCB Congeners	PCB-129/138/163	ng/kg	18	18	100%	19500	106000	53900	55200	20900
PCB Congeners	PCB-130	ng/kg	15	15	83%	1090	4910	2610	2570	1020
PCB Congeners	PCB-131	ng/kg	15	15	83%	11.8	126	64.7	64.8	38.6
PCB Congeners	PCB-132	ng/kg	15	15	83%	614	7000	2610	3050	1960
PCB Congeners	PCB-133	ng/kg	17	17	94%	498	2180	1270	1260	506

Table 3-2
Statistical Summary of Detected Analytes - American Eel (Whole Body)

Parameter Group	Analyte	Units	Number of Valid Results[1]	Number of Detects	Detection Frequency	Minimum Detect	Maximum Detect	Median Value	Mean of Detects	Standard Deviation
PCB Congeners	PCB-134	ng/kg	15	15	83%	322	2330	1270	1250	586
PCB Congeners	PCB-135/151	ng/kg	17	17	94%	458	8680	3260	3730	2480
PCB Congeners	PCB-136	ng/kg	17	17	94%	81.6	1720	835	821	548
PCB Congeners	PCB-137	ng/kg	15	15	83%	683	5720	1660	2050	1240
PCB Congeners	PCB-139/140	ng/kg	15	15	83%	316	1770	779	818	370
PCB Congeners	PCB-141	ng/kg	18	18	100%	900	10200	3645	4130	2160
PCB Congeners	PCB-144	ng/kg	14	14	78%	21.8	342	160.5	161	110
PCB Congeners	PCB-146	ng/kg	14	14	78%	5730	19200	10700	10800	4110
PCB Congeners	PCB-147/149	ng/kg	15	15	83%	4510	30000	16500	16400	7390
PCB Congeners	PCB-148	ng/kg	10	10	56%	81.2	342	266	241	86.1
PCB Congeners	PCB-15	ng/kg	17	17	94%	28.3	257	56.8	71.5	58
PCB Congeners	PCB-150	ng/kg	17	4	22%	1.61	13.3	4.825	6.14	5.2
PCB Congeners	PCB-152	ng/kg	17	1	6%	2.42	2.42	NA	NA	NA
PCB Congeners	PCB-153/168	ng/kg	15	15	83%	34800	124000	62000	69700	25900
PCB Congeners	PCB-154	ng/kg	14	14	78%	468	2840	1710	1540	712
PCB Congeners	PCB-155	ng/kg	18	18	100%	140	1000	515	540	243
PCB Congeners	PCB-156/157	ng/kg	18	18	100%	1880	13000	4370	5340	2950
PCB Congeners	PCB-158	ng/kg	15	15	83%	2140	10200	4220	4510	2080
PCB Congeners	PCB-159	ng/kg	18	5	28%	3.79	18.7	14.2	12.9	5.5
PCB Congeners	PCB-16	ng/kg	11	11	61%	10.2	112	47.2	52.9	27.5
PCB Congeners	PCB-161	ng/kg	15	1	6%	10.3	10.3	NA	NA	NA
PCB Congeners	PCB-162	ng/kg	18	16	89%	25.3	770	356	363	198
PCB Congeners	PCB-164	ng/kg	15	15	83%	538	3300	1790	1690	676
PCB Congeners	PCB-165	ng/kg	14	14	78%	31.3	102	54.6	60.5	23.7
PCB Congeners	PCB-167	ng/kg	12	12	67%	1090	4280	2045	2210	1040
PCB Congeners	PCB-169	ng/kg	18	3	17%	2.18	12.9	3.09	6.06	5.94
PCB Congeners	PCB-17	ng/kg	18	18	100%	18.4	228	81.25	90.1	54.6
PCB Congeners	PCB-170	ng/kg	18	18	100%	3240	14900	7640	7990	2860
PCB Congeners	PCB-171/173	ng/kg	14	14	78%	1590	4540	3000	2850	910
PCB Congeners	PCB-172	ng/kg	15	15	83%	1140	3020	1590	1810	612
PCB Congeners	PCB-174	ng/kg	15	15	83%	795	4720	2080	2380	1150
PCB Congeners	PCB-175	ng/kg	14	14	78%	246	891	464	503	199
PCB Congeners	PCB-176	ng/kg	15	15	83%	17.8	244	88.6	108	75.8
PCB Congeners	PCB-177	ng/kg	14	14	78%	2850	8960	6140	5960	1870
PCB Congeners	PCB-178	ng/kg	11	11	61%	2460	6020	4560	4440	1220
PCB Congeners	PCB-179	ng/kg	18	18	100%	121	2510	1005.75	1110	709
PCB Congeners	PCB-18/30	ng/kg	18	18	100%	56.4	634	236	276	167
PCB Congeners	PCB-180/193	ng/kg	18	18	100%	12500	49800	27100	28000	9090
PCB Congeners	PCB-181	ng/kg	13	13	72%	62	213	119	116	43.6
PCB Congeners	PCB-182	ng/kg	11	11	61%	55.3	142	105	100	26.3
PCB Congeners	PCB-183/185	ng/kg	15	14	78%	5280	16400	9735	9870	3200
PCB Congeners	PCB-184	ng/kg	18	18	100%	26.2	135	74.45	76.9	31.3
PCB Congeners	PCB-187	ng/kg	14	14	78%	13700	40400	24325	25100	8400
PCB Congeners	PCB-188	ng/kg	18	18	100%	17.8	188	102.55	96.6	43.8
PCB Congeners	PCB-189	ng/kg	18	18	100%	157	744	321.5	398	176
PCB Congeners	PCB-19	ng/kg	18	18	100%	17.7	222	89.5	91.8	58.6
PCB Congeners	PCB-190	ng/kg	18	18	100%	893	3950	2075	2130	768
PCB Congeners	PCB-191	ng/kg	15	15	83%	245	863	431	457	166
PCB Congeners	PCB-192	ng/kg	15	8	44%	4.14	13	7.3	8.31	3.42
PCB Congeners	PCB-194	ng/kg	18	18	100%	1950	7070	3860	4360	1590
PCB Congeners	PCB-195	ng/kg	18	18	100%	637	2320	1355	1490	505
PCB Congeners	PCB-196	ng/kg	16	16	89%	1580	4900	2690	2890	953
PCB Congeners	PCB-197/200	ng/kg	16	16	89%	216	583	333.5	382	135
PCB Congeners	PCB-198/199	ng/kg	15	15	83%	4800	13000	7410	8090	2960
PCB Congeners	PCB-2	ng/kg	18	7	39%	0.768	7.7	1.06	2.03	2.51
PCB Congeners	PCB-20/28	ng/kg	18	18	100%	3250	21200	8022.5	9170	5550
PCB Congeners	PCB-201	ng/kg	18	18	100%	341	1360	853	896	327
PCB Congeners	PCB-202	ng/kg	18	18	100%	1330	5340	2607.5	2930	1200
PCB Congeners	PCB-203	ng/kg	17	17	94%	2100	8880	4550	5260	2020
PCB Congeners	PCB-204	ng/kg	18	12	67%	4.54	15	9.82	10.2	2.76
PCB Congeners	PCB-205	ng/kg	18	18	100%	84.1	374	202.5	223	84.4
PCB Congeners	PCB-206	ng/kg	18	18	100%	1650	6760	3165	3680	1520
PCB Congeners	PCB-207	ng/kg	18	18	100%	179	638	346.5	382	134
PCB Congeners	PCB-208	ng/kg	17	17	94%	623	3010	1220	1480	732
PCB Congeners	PCB-209	ng/kg	18	18	100%	823	3900	1560	1860	925
PCB Congeners	PCB-21/33	ng/kg	18	14	78%	12.1	137	55.1	56.7	30.3
PCB Congeners	PCB-22	ng/kg	18	18	100%	66.8	1290	392.5	461	331
PCB Congeners	PCB-24	ng/kg	18	8	44%	1.34	7.81	7.405	5.53	2.84
PCB Congeners	PCB-25	ng/kg	18	18	100%	10.9	191	68.4	82.7	55.6
PCB Congeners	PCB-26/29	ng/kg	18	18	100%	250	2260	1044	1030	594

Table 3-2
Statistical Summary of Detected Analytes - American Eel (Whole Body)

Parameter Group	Analyte	Units	Number of Valid Results[1]	Number of Detects	Detection Frequency	Minimum Detect	Maximum Detect	Median Value	Mean of Detects	Standard Deviation
PCB Congeners	PCB-27	ng/kg	16	16	89%	7.51	79.4	26.7	33.8	21.4
PCB Congeners	PCB-3	ng/kg	16	5	28%	3.49	29.7	3.62	8.99	11.6
PCB Congeners	PCB-31	ng/kg	18	18	100%	635	6290	2845	2620	1490
PCB Congeners	PCB-32	ng/kg	18	18	100%	50.6	640	177.5	240	170
PCB Congeners	PCB-34	ng/kg	18	17	94%	4.17	29.8	12.5	14.4	7.8
PCB Congeners	PCB-35	ng/kg	18	3	17%	1.04	1.74	1.7	1.49	0.393
PCB Congeners	PCB-36	ng/kg	18	1	6%	65.8	65.8	NA	NA	NA
PCB Congeners	PCB-37	ng/kg	18	18	100%	32.1	344	127.25	155	94.3
PCB Congeners	PCB-38	ng/kg	18	18	100%	2.93	73.8	21.525	24.4	17.2
PCB Congeners	PCB-39	ng/kg	18	4	22%	0.969	4.46	3.02	2.87	1.63
PCB Congeners	PCB-4	ng/kg	18	18	100%	18	195	86.05	94	52.4
PCB Congeners	PCB-40/71	ng/kg	18	18	100%	171	2030	844	876	548
PCB Congeners	PCB-42	ng/kg	17	17	94%	543	7970	2750	3040	2200
PCB Congeners	PCB-43	ng/kg	18	10	56%	14.4	138	56.35	56.6	37.3
PCB Congeners	PCB-44/47/65	ng/kg	18	18	100%	4480	74400	27000	27900	18100
PCB Congeners	PCB-45	ng/kg	18	18	100%	31.5	394	188	195	119
PCB Congeners	PCB-46	ng/kg	18	18	100%	6.92	77.1	33.15	33.4	19.7
PCB Congeners	PCB-48	ng/kg	18	17	94%	10.3	128	37	50.2	35.5
PCB Congeners	PCB-49/69	ng/kg	18	18	100%	772	13500	4360	4850	3570
PCB Congeners	PCB-50/53	ng/kg	18	18	100%	48	600	247.5	291	190
PCB Congeners	PCB-51	ng/kg	18	18	100%	22.1	329.5	148	147	88.2
PCB Congeners	PCB-52	ng/kg	18	18	100%	5090	101000	30800	33600	26100
PCB Congeners	PCB-54	ng/kg	18	11	61%	1.87	41.2	8.78	12.5	11.4
PCB Congeners	PCB-55	ng/kg	15	6	33%	11.8	64.3	31.5	35.8	19.4
PCB Congeners	PCB-56	ng/kg	15	15	83%	21	489.5	119	138	127
PCB Congeners	PCB-57	ng/kg	15	12	67%	11.8	191	36.6	53.9	49.7
PCB Congeners	PCB-58	ng/kg	15	15	83%	37.9	251	107	128	66.1
PCB Congeners	PCB-6	ng/kg	17	16	89%	4.33	36	8.98	13.8	9.84
PCB Congeners	PCB-60	ng/kg	18	18	100%	681	15600	2187.5	3760	4240
PCB Congeners	PCB-61/70/74/76	ng/kg	18	18	100%	3160	52300	10620	14000	12400
PCB Congeners	PCB-62/75	ng/kg	18	18	100%	522	8590	2655	2950	2160
PCB Congeners	PCB-63	ng/kg	15	15	83%	263	3090	625	814	717
PCB Congeners	PCB-64	ng/kg	16	15	83%	3280	42800	13800	14300	9580
PCB Congeners	PCB-66	ng/kg	15	15	83%	5660	79900	16900	22100	19600
PCB Congeners	PCB-67	ng/kg	16	15	83%	15.4	162	87.7	74.5	40.2
PCB Congeners	PCB-68	ng/kg	15	14	78%	56.1	361	147.5	168	104
PCB Congeners	PCB-7	ng/kg	17	4	22%	1.8	22.3	6.82	9.44	8.9
PCB Congeners	PCB-72	ng/kg	17	16	89%	47.2	622	230	297	201
PCB Congeners	PCB-73	ng/kg	18	11	61%	5	76.8	35.3	38.9	22.7
PCB Congeners	PCB-77	ng/kg	18	18	100%	12.9	120	38.1	52.7	37.3
PCB Congeners	PCB-78	ng/kg	18	1	6%	247	247	NA	NA	NA
PCB Congeners	PCB-79	ng/kg	18	18	100%	16.4	445	98.025	111	98.9
PCB Congeners	PCB-8	ng/kg	17	14	78%	16.9	125	37.05	50.4	32.5
PCB Congeners	PCB-81	ng/kg	15	3	17%	10.2	36.2	18.9	21.8	13.2
PCB Congeners	PCB-82	ng/kg	17	17	94%	128	2440	774	834	632
PCB Congeners	PCB-83	ng/kg	15	12	67%	457	2320	1475	1370	593
PCB Congeners	PCB-84	ng/kg	18	18	100%	354	5880	2045	2350	1660
PCB Congeners	PCB-85/116/117	ng/kg	18	18	100%	1770	26900	8280	9070	6620
PCB Congeners	PCB-86/87/97/109/119/125	ng/kg	18	18	100%	1100	19600	7337.5	8060	5600
PCB Congeners	PCB-88	ng/kg	18	1	6%	401	401	NA	NA	NA
PCB Congeners	PCB-89	ng/kg	18	8	44%	1.55	12.7	7.445	6.95	4.47
PCB Congeners	PCB-9	ng/kg	17	8	44%	1.37	9.87	3.0625	4	2.86
PCB Congeners	PCB-90/101/113	ng/kg	17	17	94%	2040	38400	17500	17300	11000
PCB Congeners	PCB-91	ng/kg	17	17	94%	240	6550	2325	2430	1750
PCB Congeners	PCB-92	ng/kg	15	15	83%	1440	12100	5870	5900	3170
PCB Congeners	PCB-93/100	ng/kg	18	18	100%	172	2870	1560	1430	772
PCB Congeners	PCB-94	ng/kg	18	17	94%	3.51	49.8	24.8	22.6	14.7
PCB Congeners	PCB-95	ng/kg	18	18	100%	1070	23700	6385	7550	6180
PCB Congeners	PCB-96	ng/kg	18	14	78%	2.62	34.2	15.8	13.9	9.71
PCB Congeners	PCB-98/102	ng/kg	18	11	61%	12.9	3090	74.8	348	910
PCB Congeners	PCB-99	ng/kg	15	15	83%	9450	78000	26600	31100	17500
PCB Congeners	Total PCB Congeners (209)	ng/kg	18	18	100%	101000	1500000	618000	603000	315000
Pesticides	2,4'-DDD	pg/g	18	18	100%	476	5980	1840	2000	1240
Pesticides	2,4'-DDE	pg/g	18	18	100%	226	4970	841	1150	1080
Pesticides	2,4'-DDT	pg/g	18	18	100%	77.7	710	154.5	250	213
Pesticides	4,4'-DDD	pg/g	18	18	100%	18400	173000	62500	76800	44600
Pesticides	4,4'-DDE	pg/g	18	18	100%	64100	427000	152500	171000	80000
Pesticides	4,4'-DDT	pg/g	18	18	100%	717	16300	3380	5140	4220
Pesticides	Aldrin	pg/g	18	16	89%	14.4	60.5	34.1	36.9	12.5
Pesticides	Alpha BHC	pg/g	17	16	89%	21.7	158	59.25	69.7	40.4

Table 3-2
Statistical Summary of Detected Analytes - American Eel (Whole Body)

Parameter Group	Analyte	Units	Number of Valid Results[1]	Number of Detects	Detection Frequency	Minimum Detect	Maximum Detect	Median Value	Mean of Detects	Standard Deviation
Pesticides	Beta BHC	pg/g	18	17	94%	25.7	178	56	76.3	50.8
Pesticides	Cis-Chlordane	pg/g	18	18	100%	904	19600	12500	10200	5700
Pesticides	Cis-Nonachlor	pg/g	18	18	100%	2480	12900	8860	8870	2470
Pesticides	Delta BHC	pg/g	13	1	6%	15.1	15.1	NA	NA	NA
Pesticides	Dieldrin	pg/g	18	18	100%	2890	20900	9050	9760	4850
Pesticides	Endrin	pg/g	18	5	28%	20	46.5	30.8	34	11.5
Pesticides	Gamma BHC (Lindane)	pg/g	18	18	100%	11.6	78.1	22.4225	27.9	18.9
Pesticides	Heptachlor	pg/g	18	3	17%	4.03	6.05	4.95	5.01	1.01
Pesticides	Heptachlor Epoxide	pg/g	18	18	100%	605	4380	1740	2150	1180
Pesticides	Hexachlorobenzene	pg/g	18	18	100%	1270	5970	3060	3090	1250
Pesticides	Mirex	pg/g	17	17	94%	138	734	306	335	144
Pesticides	Oxychlordane	pg/g	18	18	100%	2860	15100	7237.5	7640	3280
Pesticides	Trans-Chlordane	pg/g	18	18	100%	738	6020	3295	3250	1680
Pesticides	Trans-Heptachlor Epoxide	pg/g	18	2	11%	1360	1600	1480	1480	170
Pesticides	Trans-Nonachlor	pg/g	18	18	100%	6000	29200	20450	21200	5670
Pesticides	Total Alpha + Gamma Chlordane	pg/g	18	18	100%	1640	25200	15950	13500	7250
Pesticides	Total DDT (2,4)	pg/g	18	18	100%	780	11500	2970	3400	2430
Pesticides	Total DDT (4,4)	pg/g	18	18	100%	83200	605000	225000	253000	122000
Pesticides	Total DDT (2,4 & 4,4)	pg/g	18	18	100%	84700	611000	227000	256000	124000
Physical Parameters	Moisture (Water) Content	%	18	18	100%	202	385	265	268	44.1
Physical Parameters	Percent Moisture	%	18	18	100%	66.9	79.4	72.6	72.5	3.13
Semivolatiles	1-Methylnaphthalene	ug/kg	18	1	6%	2.9	2.9	NA	NA	NA
Semivolatiles	2-Methylnaphthalene	ug/kg	18	1	6%	4.6	4.6	NA	NA	NA
Semivolatiles	4-Methylphenol (P-Cresol)	ug/kg	18	1	6%	900	900	NA	NA	NA
Semivolatiles	Acenaphthene	ug/kg	18	13	72%	3.6	26	9	11.3	6.86
Semivolatiles	Benzo(g,h,i)Perylene	ug/kg	18	1	6%	3.2	3.2	NA	NA	NA
Semivolatiles	C1-Fluoranthenes/Pyrenes	ug/kg	18	1	6%	5.3	5.3	NA	NA	NA
Semivolatiles	C1-Fluorenes	ug/kg	18	1	6%	4	4	NA	NA	NA
Semivolatiles	C1-Naphthalenes	ug/kg	18	2	11%	2.9	5.1	4	4	1.56
Semivolatiles	C2-Fluorenes	ug/kg	18	1	6%	43	43	NA	NA	NA
Semivolatiles	C2-Naphthalenes	ug/kg	18	4	22%	3.8	7.6	5.25	5.48	1.64
Semivolatiles	C3-Naphthalenes	ug/kg	18	5	28%	3.05	14	7.4	7.43	4.1
Semivolatiles	C4-Naphthalenes	ug/kg	18	1	6%	5.4	5.4	NA	NA	NA
Semivolatiles	Fluoranthene	ug/kg	18	6	33%	2.8	15	4.35	7.12	5.07
Semivolatiles	Fluorene	ug/kg	18	2	11%	5.5	5.8	5.65	5.65	0.212
Semivolatiles	Indeno(1,2,3-c,d)Pyrene	ug/kg	18	1	6%	3.1	3.1	NA	NA	NA
Semivolatiles	Naphthalene	ug/kg	18	7	39%	3.35	96	8.7	43.6	46.6
Semivolatiles	Phenanthrene	ug/kg	18	2	11%	3.9	14	8.95	8.95	7.14
Semivolatiles	Pyrene	ug/kg	18	2	11%	7.5	14	10.75	10.8	4.6
Semivolatiles	Total HMW PAHs	ug/kg	18	7	39%	2.8	19.5	8	9.69	6.49
Semivolatiles	Total LMW PAHs	ug/kg	18	17	94%	6.1	96	13	28.6	32.7
Semivolatiles	Total PAHs	ug/kg	18	17	94%	6.1	111	15	32.6	37

Footnotes:
[1]Valid results are results that were found to be valid as a result of data validation. Only valid data are used in statistical analyses. Additional details regarding rejected data are provided in Appendix E of this report.

Notes:
1. Only detected values were included in the calculation of totals.
2. Non-detect ("U" qualified) data were excluded from the statistical analysis.

DDD = dichlorodiphenyldichloroethane
DDE = dichlorodiphenyldichloroethylene
DDT = dichlorodiphenyltrichloroethane
HMW = high molecular weight
LMW = low molecular weight
PAH = polycyclic aromatic hydrocarbon
PCB = polychlorinated biphenyl
NA = not applicable

% = percent
mg/kg = milligrams per kilogram
ng/g = nanograms per gram
ng/kg = nanograms per kilogram
pg/g = picograms per gram
ppb = parts per billion
ug/kg = micrograms per kilogram

Table 3-3
Statistical Summary of Detected Analytes by Zone - American Eel (Whole Body)

Parameter Group	Analyte	Units	Number of Valid Results[1]	Number of Detects	Detection Frequency	Minimum Detect	Maximum Detect	Median Value	Mean of Detects	Standard Deviation
NORTH ZONE										
Aroclor PCBs	Aroclor 1254	ug/kg	5	4	80%	130	345	180	209	99.4
Aroclor PCBs	Aroclor 1260	ug/kg	5	5	100%	72	290	160	185	98.3
Aroclor PCBs	Total Aroclor PCBs (Sum of 7 Aroclors)	ug/kg	5	5	100%	212	630	290	352	167
Aroclor PCBs	Total Aroclor PCBs (Sum of 9 Aroclors)	ug/kg	5	5	100%	212	630	290	352	167
Butyltins	Tributyltin	ug/kg	5	3	50%	1.5	1.65	1.6	1.58	0.0764
Dioxins/Furans	1,2,3,4,6,7,8-HpCDD	ng/kg	6	6	100%	0.476	1.58	0.6715	0.828	0.402
Dioxins/Furans	1,2,3,4,6,7,8-HpCDF	ng/kg	6	6	100%	4.165	7.73	5.665	5.68	1.37
Dioxins/Furans	1,2,3,4,7,8,9-HpCDF	ng/kg	6	5	83%	0.0793	0.217	0.164	0.157	0.0526
Dioxins/Furans	1,2,3,4,7,8-HxCDD	ng/kg	6	6	100%	0.129	0.372	0.2145	0.234	0.095
Dioxins/Furans	1,2,3,4,7,8-HxCDF	ng/kg	6	6	100%	1.525	5.63	1.9	2.47	1.58
Dioxins/Furans	1,2,3,6,7,8-HxCDD	ng/kg	6	6	100%	0.556	1.58	1.006	1	0.339
Dioxins/Furans	1,2,3,6,7,8-HxCDF	ng/kg	6	6	100%	1.6	2.9	2.245	2.26	0.515
Dioxins/Furans	1,2,3,7,8,9-HxCDD	ng/kg	6	6	100%	0.119	0.387	0.215	0.223	0.0925
Dioxins/Furans	1,2,3,7,8,9-HxCDF	ng/kg	6	6	100%	0.06995	0.115	0.09325	0.0927	0.0145
Dioxins/Furans	1,2,3,7,8-PCDD	ng/kg	6	5	83%	0.18355	0.68	0.387	0.387	0.199
Dioxins/Furans	1,2,3,7,8-PCDF	ng/kg	6	6	100%	1.0005	1.88	1.22	1.36	0.368
Dioxins/Furans	2,3,4,6,7,8-HxCDF	ng/kg	6	6	100%	0.1445	0.526	0.298	0.296	0.144
Dioxins/Furans	2,3,4,7,8-PCDF	ng/kg	6	6	100%	3.44	8.2	4.96	5.37	2
Dioxins/Furans	2,3,7,8-TCDD	ng/kg	6	6	100%	4.34	16.3	5.935	7.45	4.45
Dioxins/Furans	2,3,7,8-TCDF	ng/kg	6	1	17%	0.133	0.133	NA	NA	NA
Dioxins/Furans	OCDD	ng/kg	6	6	100%	0.736	1.99	1.31	1.31	0.489
Dioxins/Furans	OCDF	ng/kg	6	6	100%	0.1595	0.987	0.536	0.512	0.313
Dioxins/Furans	Percent Lipids	%	6	6	100%	2	7.4	3.275	3.74	1.92
Metals	Arsenic	mg/kg	6	6	100%	0.544	1.5	0.669	0.784	0.359
Metals	Barium	mg/kg	6	1	17%	0.734	0.734	NA	NA	NA
Metals	Calcium	mg/kg	6	6	100%	1850	11100	2700	4560	3650
Metals	Chromium	mg/kg	6	3	50%	0.165	0.348	0.17	0.228	0.104
Metals	Cobalt	mg/kg	6	4	67%	0.0232	0.047	0.0358	0.0355	0.0106
Metals	Copper	mg/kg	6	6	100%	0.653	0.984	0.68325	0.75	0.133
Metals	Iron	mg/kg	6	6	100%	18.3	94	21.95	35.3	29.4
Metals	Lead	mg/kg	6	5	83%	0.137	0.482	0.185	0.275	0.166
Metals	Magnesium	mg/kg	6	6	100%	254.5	423	305	320	69.6
Metals	Manganese	mg/kg	6	6	100%	2.57	8.24	3.665	4.15	2.09
Metals	Mercury	ng/g	6	6	100%	43.3	347	212.25	223	112
Metals	Methyl Mercury	ng/g	6	6	100%	138	399.5	277	268	97
Metals	Nickel	mg/kg	6	2	33%	0.206	0.448	0.327	0.327	0.171
Metals	Potassium	mg/kg	6	6	100%	3150	3520	3380	3370	148
Metals	Selenium	mg/kg	6	6	100%	0.562	0.696	0.607	0.613	0.0508
Metals	Silver	mg/kg	6	3	50%	0.02	0.0433	0.0202	0.0278	0.0134
Metals	Sodium	mg/kg	6	6	100%	917	1390	1100	1150	194
Metals	Titanium	mg/kg	6	2	33%	0.335	1.99	1.1625	1.16	1.17
Metals	Vanadium	mg/kg	6	3	50%	0.0435	0.09825	0.0761	0.0726	0.0275
Metals	Zinc	mg/kg	6	6	100%	25.3	35.6	32.775	31	4.5
PCB Congeners	PCB-1	ng/kg	6	5	83%	4.42	11.2	7.05	7.44	2.52
PCB Congeners	PCB-10	ng/kg	6	4	67%	3.33	15.7	8.24	8.88	5.43
PCB Congeners	PCB-103	ng/kg	6	5	83%	7.02	22.3	13.6	14.1	5.49
PCB Congeners	PCB-104	ng/kg	6	2	33%	2.13	3.55	2.84	2.84	1
PCB Congeners	PCB-105	ng/kg	6	6	100%	10200	19400	14100	14700	3310
PCB Congeners	PCB-107	ng/kg	6	6	100%	381	843	469.5	516	174
PCB Congeners	PCB-108/124	ng/kg	6	6	100%	66.9	145	108	108	25.1
PCB Congeners	PCB-11	ng/kg	6	5	83%	43.3	84.2	66.5	64.1	15.5
PCB Congeners	PCB-110/115	ng/kg	6	6	100%	25000	31900	28750	28600	3020
PCB Congeners	PCB-111	ng/kg	6	6	100%	47.3	114	77.3	77.7	23
PCB Congeners	PCB-112	ng/kg	6	3	50%	66.6	121	106	97.9	28.1
PCB Congeners	PCB-114	ng/kg	6	6	100%	542	1020	730.25	767	226
PCB Congeners	PCB-118	ng/kg	6	6	100%	42100	63500	47375	50300	8340
PCB Congeners	PCB-12/13	ng/kg	6	4	67%	4.68	12.45	9.58	9.07	3.23
PCB Congeners	PCB-120	ng/kg	6	6	100%	157	357	249.5	248	69.7
PCB Congeners	PCB-121	ng/kg	6	6	100%	39.1	76	48.275	52.6	15.3
PCB Congeners	PCB-122	ng/kg	6	6	100%	39.9	78.4	59.9	58.9	16.6
PCB Congeners	PCB-123	ng/kg	6	6	100%	578	1230	908	908	235
PCB Congeners	PCB-126	ng/kg	5	2	33%	42.9	350	196.45	196	217
PCB Congeners	PCB-127	ng/kg	6	6	100%	38.8	71.2	47.1	50.5	13.1
PCB Congeners	PCB-128/166	ng/kg	6	6	100%	4110	7970	5855	5840	1310
PCB Congeners	PCB-129/138/163	ng/kg	6	6	100%	49500	74900	53425	56900	9420
PCB Congeners	PCB-130	ng/kg	6	6	100%	1730	2690	2422.5	2340	377
PCB Congeners	PCB-131	ng/kg	6	6	100%	29.5	94.6	62.4	58.7	23.5
PCB Congeners	PCB-132	ng/kg	6	6	100%	1840	3520	2505	2520	597
PCB Congeners	PCB-133	ng/kg	5	5	83%	918	1640	1270	1300	269

Table 3-3
Statistical Summary of Detected Analytes by Zone - American Eel (Whole Body)

Parameter Group	Analyte	Units	Number of Valid Results[1]	Number of Detects	Detection Frequency	Minimum Detect	Maximum Detect	Median Value	Mean of Detects	Standard Deviation
PCB Congeners	PCB-134	ng/kg	6	6	100%	858	1309.5	1185	1150	180
PCB Congeners	PCB-135/151	ng/kg	5	5	83%	2090	4110	3260	3260	859
PCB Congeners	PCB-136	ng/kg	5	5	83%	348	874	792	706	213
PCB Congeners	PCB-137	ng/kg	6	6	100%	1295	2760	1895	1900	552
PCB Congeners	PCB-139/140	ng/kg	6	6	100%	636	1140	854	854	188
PCB Congeners	PCB-141	ng/kg	6	6	100%	3030	4270	3512.5	3560	425
PCB Congeners	PCB-144	ng/kg	5	5	83%	70.1	177	159	139	42.5
PCB Congeners	PCB-146	ng/kg	5	5	83%	6780	14400	10600	10500	2720
PCB Congeners	PCB-147/149	ng/kg	6	6	100%	11600	18900	16200	15900	2700
PCB Congeners	PCB-148	ng/kg	4	4	67%	153	342	202.5	225	89.8
PCB Congeners	PCB-15	ng/kg	5	5	83%	28.3	57	51.8	49	11.9
PCB Congeners	PCB-150	ng/kg	5	3	50%	3.12	13.3	6.53	7.65	5.18
PCB Congeners	PCB-152	ng/kg	5	1	17%	2.42	2.42	NA	NA	NA
PCB Congeners	PCB-153/168	ng/kg	6	6	100%	59900	104000	69225	73100	16000
PCB Congeners	PCB-154	ng/kg	5	5	83%	1223.5	2840	1780	1800	658
PCB Congeners	PCB-155	ng/kg	6	6	100%	512	898	721	715	149
PCB Congeners	PCB-156/157	ng/kg	6	6	100%	2890	6210	3790	4350	1310
PCB Congeners	PCB-158	ng/kg	6	6	100%	3510	6660	4595	4670	1110
PCB Congeners	PCB-159	ng/kg	6	2	33%	13.4	14.2	13.8	13.8	0.566
PCB Congeners	PCB-16	ng/kg	5	5	83%	23.1	78.4	46.9	46.5	20.3
PCB Congeners	PCB-161	ng/kg	6	1	17%	10.3	10.3	NA	NA	NA
PCB Congeners	PCB-162	ng/kg	6	5	83%	125.645	432	252	284	122
PCB Congeners	PCB-164	ng/kg	6	6	100%	1310	1950	1745	1710	216
PCB Congeners	PCB-165	ng/kg	5	5	83%	40.8	79.1	55.6	58.2	14.5
PCB Congeners	PCB-167	ng/kg	4	4	67%	1230	2760	2070	2030	785
PCB Congeners	PCB-169	ng/kg	6	1	17%	3.09	3.09	NA	NA	NA
PCB Congeners	PCB-17	ng/kg	6	6	100%	44	138	87.15	91.7	34.4
PCB Congeners	PCB-170	ng/kg	6	6	100%	5740	11500	7370	7910	1960
PCB Congeners	PCB-171/173	ng/kg	5	5	83%	2290	4030	3170	3090	658
PCB Congeners	PCB-172	ng/kg	6	6	100%	1140	2640	1597.5	1720	524
PCB Congeners	PCB-174	ng/kg	6	6	100%	1710	2380	2060	2090	244
PCB Congeners	PCB-175	ng/kg	5	5	83%	334	569	459	454	83.9
PCB Congeners	PCB-176	ng/kg	6	6	100%	54	124	86.5	83.4	26
PCB Congeners	PCB-177	ng/kg	5	5	83%	4690	6480	6120	5870	691
PCB Congeners	PCB-178	ng/kg	5	5	83%	2580	5800	3870	4050	1190
PCB Congeners	PCB-179	ng/kg	6	6	100%	723	1110	1005.75	934	166
PCB Congeners	PCB-18/30	ng/kg	6	6	100%	122	466	270.5	286	136
PCB Congeners	PCB-180/193	ng/kg	6	6	100%	22800	43900	27100	29200	7400
PCB Congeners	PCB-181	ng/kg	4	4	67%	91.6	176	106.825	120	39.1
PCB Congeners	PCB-182	ng/kg	5	5	83%	63.2	142	105	103	28.3
PCB Congeners	PCB-183/185	ng/kg	6	6	100%	7540	13700	9805	9890	2140
PCB Congeners	PCB-184	ng/kg	6	6	100%	55.5	135	80.05	88.9	28.7
PCB Congeners	PCB-187	ng/kg	5	5	83%	18000	28000	21950	23300	4060
PCB Congeners	PCB-188	ng/kg	6	6	100%	86.3	160	114.175	115	25.3
PCB Congeners	PCB-189	ng/kg	6	6	100%	229	576	321.5	352	124
PCB Congeners	PCB-19	ng/kg	6	6	100%	46.3	212	78.15	97.3	63.5
PCB Congeners	PCB-190	ng/kg	6	6	100%	1670	3210	2065	2200	530
PCB Congeners	PCB-191	ng/kg	6	6	100%	318	675	477	477	116
PCB Congeners	PCB-192	ng/kg	6	4	67%	4.45	12.7	9.01	8.79	3.59
PCB Congeners	PCB-194	ng/kg	6	6	100%	2660	6300	3615	3930	1250
PCB Congeners	PCB-195	ng/kg	6	6	100%	1170	1950	1285	1380	294
PCB Congeners	PCB-196	ng/kg	6	6	100%	2150	4290	2595	2840	796
PCB Congeners	PCB-197/200	ng/kg	6	6	100%	260	452	315.25	339	70.1
PCB Congeners	PCB-198/199	ng/kg	6	6	100%	5250	11300	7020	7480	2120
PCB Congeners	PCB-2	ng/kg	6	2	33%	0.832	1.382	1.107	1.11	0.389
PCB Congeners	PCB-20/28	ng/kg	6	6	100%	4260	12900	8022.5	8480	3370
PCB Congeners	PCB-201	ng/kg	6	6	100%	597	1080	874.25	856	179
PCB Congeners	PCB-202	ng/kg	6	6	100%	1810	3430	2712.5	2730	557
PCB Congeners	PCB-203	ng/kg	6	6	100%	3880	7220	4247.5	4750	1290
PCB Congeners	PCB-204	ng/kg	6	5	83%	8.78	15	12.2	11.8	2.47
PCB Congeners	PCB-205	ng/kg	6	6	100%	137	269	193	191	47.6
PCB Congeners	PCB-206	ng/kg	6	6	100%	2120	3800	2860	2840	581
PCB Congeners	PCB-207	ng/kg	6	6	100%	248	400	308.75	313	53.1
PCB Congeners	PCB-208	ng/kg	6	6	100%	700	1390	1069.5	1040	231
PCB Congeners	PCB-209	ng/kg	6	6	100%	823	1550	1377.5	1290	271
PCB Congeners	PCB-21/33	ng/kg	6	5	83%	25.2	61.2	43.7	44.7	15.8
PCB Congeners	PCB-22	ng/kg	6	6	100%	232	886	486.5	514	243
PCB Congeners	PCB-24	ng/kg	6	3	50%	2.53	7.72	7.52	5.92	2.94
PCB Congeners	PCB-25	ng/kg	6	6	100%	36.3	177.5	75.7	84.6	50.4
PCB Congeners	PCB-26/29	ng/kg	6	6	100%	493	1145	1044	939	260

Table 3-3
Statistical Summary of Detected Analytes by Zone - American Eel (Whole Body)

Parameter Group	Analyte	Units	Number of Valid Results[1]	Number of Detects	Detection Frequency	Minimum Detect	Maximum Detect	Median Value	Mean of Detects	Standard Deviation
PCB Congeners	PCB-27	ng/kg	5	5	83%	15.7	49.8	25	32.4	15.6
PCB Congeners	PCB-31	ng/kg	6	6	100%	1350	3720	2845	2680	831
PCB Congeners	PCB-32	ng/kg	6	6	100%	123	418.5	226.5	252	128
PCB Congeners	PCB-34	ng/kg	6	6	100%	7.51	23.25	12.25	13.2	5.8
PCB Congeners	PCB-35	ng/kg	6	2	33%	1.04	1.74	1.39	1.39	0.495
PCB Congeners	PCB-36	ng/kg	6	1	17%	65.8	65.8	NA	NA	NA
PCB Congeners	PCB-37	ng/kg	6	6	100%	66	186	116.25	120	39.5
PCB Congeners	PCB-38	ng/kg	6	6	100%	13.3	25.4	21.175	20.4	3.99
PCB Congeners	PCB-39	ng/kg	6	1	17%	2.08	2.08	NA	NA	NA
PCB Congeners	PCB-4	ng/kg	6	6	100%	41.8	146	72.55	88.5	46.5
PCB Congeners	PCB-40/71	ng/kg	6	6	100%	391	1220	903	865	294
PCB Congeners	PCB-42	ng/kg	6	6	100%	1610	4240	3040	3110	958
PCB Congeners	PCB-43	ng/kg	6	2	33%	55.8	58.1	56.95	57	1.63
PCB Congeners	PCB-44/47/65	ng/kg	6	6	100%	18000	40400	28550	29100	7370
PCB Congeners	PCB-45	ng/kg	6	6	100%	83.9	279	208	192	81.2
PCB Congeners	PCB-46	ng/kg	6	6	100%	15.8	48.1	34.3	33.7	13
PCB Congeners	PCB-48	ng/kg	6	5	83%	25.2	68.5	37	46.5	20.1
PCB Congeners	PCB-49/69	ng/kg	6	6	100%	2400	8255	4560	4760	2210
PCB Congeners	PCB-50/53	ng/kg	6	6	100%	134	495	288.5	299	141
PCB Congeners	PCB-51	ng/kg	6	6	100%	87.1	329.5	175	196	90
PCB Congeners	PCB-52	ng/kg	6	6	100%	16500	43900	26500	28600	9830
PCB Congeners	PCB-54	ng/kg	6	4	67%	8.78	41.2	16.15	20.6	14.4
PCB Congeners	PCB-55	ng/kg	6	2	33%	23.6	36.6	30.1	30.1	9.19
PCB Congeners	PCB-56	ng/kg	6	6	100%	58.6	489.5	120.5	173	159
PCB Congeners	PCB-57	ng/kg	6	5	83%	16.3	191	35.8	62.9	72.1
PCB Congeners	PCB-58	ng/kg	6	6	100%	89.3	190.5	100.7	121	41.4
PCB Congeners	PCB-6	ng/kg	5	5	83%	4.61	14.55	8.63	9.08	3.56
PCB Congeners	PCB-60	ng/kg	6	6	100%	1430	3570	2237.5	2320	725
PCB Congeners	PCB-61/70/74/76	ng/kg	6	6	100%	6520	16100	10620	10800	3210
PCB Congeners	PCB-62/75	ng/kg	6	6	100%	1810	4270	2607.5	2730	825
PCB Congeners	PCB-63	ng/kg	6	6	100%	431	769	588.5	582	131
PCB Congeners	PCB-64	ng/kg	6	5	83%	8800	18400	12800	12900	3620
PCB Congeners	PCB-66	ng/kg	6	6	100%	13000	26200	19400	19400	4980
PCB Congeners	PCB-67	ng/kg	6	5	83%	51.7	98.5	93	86	19.5
PCB Congeners	PCB-68	ng/kg	6	5	83%	94.7	171	129	137	31.9
PCB Congeners	PCB-7	ng/kg	5	3	50%	1.8	7.21	6.43	5.15	2.92
PCB Congeners	PCB-72	ng/kg	6	5	83%	175	314	230	231	51.9
PCB Congeners	PCB-73	ng/kg	6	3	50%	26.1	76.8	27.1	43.3	29
PCB Congeners	PCB-77	ng/kg	6	6	100%	22	101	33.05	48.7	32.5
PCB Congeners	PCB-78	ng/kg	6	1	17%	247	247	NA	NA	NA
PCB Congeners	PCB-79	ng/kg	6	6	100%	55.6	126	98.025	95.7	22.7
PCB Congeners	PCB-8	ng/kg	5	3	50%	26.9	40.8	33.3	33.7	6.96
PCB Congeners	PCB-81	ng/kg	6	1	17%	10.2	10.2	NA	NA	NA
PCB Congeners	PCB-82	ng/kg	6	6	100%	355	946	784	742	202
PCB Congeners	PCB-83	ng/kg	6	5	83%	729	1530	1230	1200	312
PCB Congeners	PCB-84	ng/kg	6	6	100%	947	3070	1985	1980	678
PCB Congeners	PCB-85/116/117	ng/kg	6	6	100%	5770	10800	7660	7980	2100
PCB Congeners	PCB-86/87/97/109/119/125	ng/kg	6	6	100%	5210	9210	7172.5	7210	1290
PCB Congeners	PCB-89	ng/kg	6	4	67%	2.86	8.99	7.445	6.69	2.66
PCB Congeners	PCB-9	ng/kg	5	2	33%	2.895	3.23	3.0625	3.06	0.237
PCB Congeners	PCB-90/101/113	ng/kg	6	6	100%	10600	19700	16450	15600	3860
PCB Congeners	PCB-91	ng/kg	5	5	83%	1390	2360	2260	2080	402
PCB Congeners	PCB-92	ng/kg	6	6	100%	3640	6220	5687.5	5340	1020
PCB Congeners	PCB-93/100	ng/kg	6	6	100%	1510	2870	2147.5	2150	558
PCB Congeners	PCB-94	ng/kg	6	6	100%	8.24	27.7	25.7	22.8	7.41
PCB Congeners	PCB-95	ng/kg	6	6	100%	3480	8820	6380	6170	1960
PCB Congeners	PCB-96	ng/kg	6	4	67%	6.66	21.5	18.9	16.5	6.78
PCB Congeners	PCB-98/102	ng/kg	6	4	67%	44.67	3090	68.2	818	1510
PCB Congeners	PCB-99	ng/kg	6	6	100%	24800	44400	29550	31400	7750
PCB Congeners	Total PCB Congeners (209)	ng/kg	6	6	100%	542000	695000	625500	617000	58400
Pesticides	2,4'-DDD	pg/g	6	6	100%	476	2145	1130	1280	593
Pesticides	2,4'-DDE	pg/g	6	6	100%	226	1200	595	689	367
Pesticides	2,4'-DDT	pg/g	6	6	100%	77.7	210.5	127.5	136	43.9
Pesticides	4,4'-DDD	pg/g	6	6	100%	23000	58100	49575	47000	13000
Pesticides	4,4'-DDE	pg/g	6	6	100%	110000	163000	127500	131000	19500
Pesticides	4,4'-DDT	pg/g	6	6	100%	1830	3775	2930	2870	753
Pesticides	Aldrin	pg/g	6	5	83%	31	48.9	34.9	37.9	7.26
Pesticides	Alpha BHC	pg/g	6	6	100%	31.4	83.15	55.7	54.6	19.6
Pesticides	Beta BHC	pg/g	6	5	83%	40.7	136	62.5	80.1	44.6
Pesticides	Cis-Chlordane	pg/g	6	6	100%	7940	16900	13000	12700	2870

Table 3-3
Statistical Summary of Detected Analytes by Zone - American Eel (Whole Body)

Parameter Group	Analyte	Units	Number of Valid Results[1]	Number of Detects	Detection Frequency	Minimum Detect	Maximum Detect	Median Value	Mean of Detects	Standard Deviation
Pesticides	Cis-Nonachlor	pg/g	6	6	100%	6800	12900	10452.5	9890	2280
Pesticides	Dieldrin	pg/g	6	6	100%	3280	15000	9425	9170	4190
Pesticides	Endrin	pg/g	6	1	17%	45.2	45.2	NA	NA	NA
Pesticides	Gamma BHC (Lindane)	pg/g	6	6	100%	13.2	33.8	19.5225	20.6	7.86
Pesticides	Heptachlor	pg/g	6	1	17%	4.03	4.03	NA	NA	NA
Pesticides	Heptachlor Epoxide	pg/g	6	6	100%	1340	4010	2465	2670	1060
Pesticides	Hexachlorobenzene	pg/g	6	6	100%	2270	5130	3720	3670	980
Pesticides	Mirex	pg/g	6	6	100%	279	497	317	350	84.1
Pesticides	Oxychlordane	pg/g	6	6	100%	4950	15100	8987.5	9440	3700
Pesticides	Trans-Chlordane	pg/g	6	6	100%	1830	4860	3455	3490	1010
Pesticides	Trans-Heptachlor Epoxide	pg/g	6	1	17%	1600	1600	NA	NA	NA
Pesticides	Trans-Nonachlor	pg/g	6	6	100%	18600	28900	23975	23800	4940
Pesticides	Total Alpha + Gamma Chlordane	pg/g	6	6	100%	9770	21050	16300	16300	3720
Pesticides	Total DDT (2,4)	pg/g	6	6	100%	780	3405	1845	2100	984
Pesticides	Total DDT (4,4)	pg/g	6	6	100%	150000	223000	182250	181000	26400
Pesticides	Total DDT (2,4 & 4,4)	pg/g	6	6	100%	151000	225000	184750	184000	26400
Physical Parameters	Moisture (Water) Content	%	6	6	100%	233.5	317	270.5	270	27.7
Physical Parameters	Percent Moisture	%	6	6	100%	69.65	76	73	72.7	2.09
Semivolatiles	Acenaphthene	ug/kg	6	6	100%	7.6	21.5	11.05	13.4	6.01
Semivolatiles	Benzo(g,h,i)Perylene	ug/kg	6	1	17%	3.2	3.2	NA	NA	NA
Semivolatiles	C2-Naphthalenes	ug/kg	6	1	17%	4.7	4.7	NA	NA	NA
Semivolatiles	C3-Naphthalenes	ug/kg	6	1	17%	3.05	3.05	NA	NA	NA
Semivolatiles	Fluoranthene	ug/kg	6	2	33%	2.8	4.4	3.6	3.6	1.13
Semivolatiles	Fluorene	ug/kg	6	1	17%	5.5	5.5	NA	NA	NA
Semivolatiles	Indeno(1,2,3-c,d)Pyrene	ug/kg	6	1	17%	3.1	3.1	NA	NA	NA
Semivolatiles	Naphthalene	ug/kg	6	3	50%	3.35	8.7	6	6.02	2.68
Semivolatiles	Phenanthrene	ug/kg	6	1	17%	3.9	3.9	NA	NA	NA
Semivolatiles	Total HMW PAHs	ug/kg	6	2	33%	2.8	8	5.4	5.4	3.68
Semivolatiles	Total LMW PAHs	ug/kg	6	6	100%	7.6	34.25	16.4	17.9	9.06
Semivolatiles	Total PAHs	ug/kg	6	6	100%	7.6	42.25	16.8	19.7	11.8
CENTRAL ZONE										
Aroclor PCBs	Aroclor 1254	ug/kg	6	6	100%	120	350	205	212	79.9
Aroclor PCBs	Aroclor 1260	ug/kg	6	6	100%	89	230	210	178	61.7
Aroclor PCBs	Total Aroclor PCBs (Sum of 7 Aroclors)	ug/kg	6	6	100%	249	570	365	390	112
Aroclor PCBs	Total Aroclor PCBs (Sum of 9 Aroclors)	ug/kg	6	6	100%	249	570	365	390	112
Dioxins/Furans	1,2,3,4,6,7,8-HpCDD	ng/kg	6	6	100%	0.383	1.65	0.861	0.944	0.522
Dioxins/Furans	1,2,3,4,6,7,8-HpCDF	ng/kg	6	6	100%	3.79	8.65	5.18	5.58	1.87
Dioxins/Furans	1,2,3,4,7,8,9-HpCDF	ng/kg	6	4	67%	0.136	0.271	0.203	0.203	0.0701
Dioxins/Furans	1,2,3,4,7,8-HxCDD	ng/kg	6	6	100%	0.0983	0.501	0.153	0.244	0.174
Dioxins/Furans	1,2,3,4,7,8-HxCDF	ng/kg	6	6	100%	0.511	2.08	1.3365	1.3	0.658
Dioxins/Furans	1,2,3,6,7,8-HxCDD	ng/kg	6	6	100%	0.49	2.58	1.0315	1.27	0.817
Dioxins/Furans	1,2,3,6,7,8-HxCDF	ng/kg	6	6	100%	1.57	4.22	2.715	2.71	1
Dioxins/Furans	1,2,3,7,8,9-HxCDD	ng/kg	6	6	100%	0.0656	0.468	0.184	0.235	0.167
Dioxins/Furans	1,2,3,7,8,9-HxCDF	ng/kg	6	6	100%	0.0577	0.103	0.08285	0.0801	0.0173
Dioxins/Furans	1,2,3,7,8-PCDD	ng/kg	6	5	83%	0.214	0.985	0.546	0.537	0.294
Dioxins/Furans	1,2,3,7,8-PCDF	ng/kg	6	5	83%	0.716	2.38	2.2	1.71	0.769
Dioxins/Furans	2,3,4,6,7,8-HxCDF	ng/kg	6	6	100%	0.0397	0.42	0.2055	0.21	0.143
Dioxins/Furans	2,3,4,7,8-PCDF	ng/kg	6	6	100%	2.21	6.45	4.445	4.29	1.74
Dioxins/Furans	2,3,7,8-TCDD	ng/kg	6	6	100%	1.89	9.27	3.125	4.2	2.81
Dioxins/Furans	2,3,7,8-TCDF	ng/kg	6	1	17%	0.099	0.099	NA	NA	NA
Dioxins/Furans	OCDD	ng/kg	6	6	100%	0.703	3.81	2.085	2.06	1.26
Dioxins/Furans	OCDF	ng/kg	6	6	100%	0.0454	0.798	0.339	0.359	0.275
Dioxins/Furans	Percent Lipids	%	6	6	100%	1.6	13.4	3.1	5.27	4.76
Metals	Aluminum	mg/kg	6	3	50%	7.32	25.6	16.6	16.5	9.14
Metals	Arsenic	mg/kg	6	6	100%	0.585	1.19	1.045	0.953	0.247
Metals	Barium	mg/kg	6	1	17%	0.474	0.474	NA	NA	NA
Metals	Calcium	mg/kg	6	6	100%	2230	7630	3185	3880	1950
Metals	Chromium	mg/kg	6	1	17%	0.14	0.14	NA	NA	NA
Metals	Cobalt	mg/kg	6	2	33%	0.02	0.0238	0.0219	0.0219	0.00269
Metals	Copper	mg/kg	6	6	100%	0.618	0.9	0.744	0.748	0.098
Metals	Iron	mg/kg	6	6	100%	27.3	183	29.2	54.9	62.8
Metals	Lead	mg/kg	6	6	100%	0.113	0.339	0.126	0.182	0.0984
Metals	Magnesium	mg/kg	6	6	100%	264	381	318.5	321	38.3
Metals	Manganese	mg/kg	6	6	100%	0.766	3.69	1.11	1.48	1.09
Metals	Mercury	ng/g	6	6	100%	113	245	140.5	153	47.4
Metals	Methyl Mercury	ng/g	6	6	100%	121	225	147	155	38.2
Metals	Nickel	mg/kg	6	2	33%	0.213	1.29	0.7515	0.752	0.762
Metals	Potassium	mg/kg	6	6	100%	2550	4140	3105	3310	673
Metals	Selenium	mg/kg	6	6	100%	0.899	1.83	1.07	1.26	0.433
Metals	Silver	mg/kg	6	6	100%	0.02	0.0475	0.02455	0.0274	0.0103

Table 3-3
Statistical Summary of Detected Analytes by Zone - American Eel (Whole Body)

Parameter Group	Analyte	Units	Number of Valid Results[1]	Number of Detects	Detection Frequency	Minimum Detect	Maximum Detect	Median Value	Mean of Detects	Standard Deviation
Metals	Sodium	mg/kg	6	6	100%	927	1350	1145	1130	145
Metals	Titanium	mg/kg	6	3	50%	0.55	0.886	0.572	0.669	0.188
Metals	Vanadium	mg/kg	6	4	67%	0.0466	0.116	0.0577	0.0695	0.0314
Metals	Zinc	mg/kg	6	6	100%	25.2	39.9	30.6	31.5	4.84
PCB Congeners	PCB-1	ng/kg	3	3	50%	5.9	7.17	6.35	6.47	0.644
PCB Congeners	PCB-10	ng/kg	6	3	50%	3.55	4.94	3.92	4.14	0.72
PCB Congeners	PCB-103	ng/kg	6	5	83%	2.33	25.8	6.1	11.5	10.1
PCB Congeners	PCB-105	ng/kg	3	3	50%	6350	7570	6390	6770	693
PCB Congeners	PCB-107	ng/kg	6	6	100%	184	1520	540.5	694	525
PCB Congeners	PCB-108/124	ng/kg	6	6	100%	38.3	250	96.4	128	90.5
PCB Congeners	PCB-11	ng/kg	6	6	100%	43.6	195	92.35	104	63.1
PCB Congeners	PCB-110/115	ng/kg	3	3	50%	6930	14000	12900	11300	3800
PCB Congeners	PCB-111	ng/kg	6	6	100%	31.1	129	60.15	66.5	38.2
PCB Congeners	PCB-112	ng/kg	6	3	50%	76.3	143	98.6	106	34
PCB Congeners	PCB-114	ng/kg	6	6	100%	279	1330	666	716	416
PCB Congeners	PCB-118	ng/kg	6	6	100%	19300	67200	41450	41100	20700
PCB Congeners	PCB-12/13	ng/kg	6	5	83%	4.48	16.6	6.19	9.48	5.83
PCB Congeners	PCB-120	ng/kg	6	6	100%	102	398	194.5	217	121
PCB Congeners	PCB-121	ng/kg	6	4	67%	16.1	62.4	43.6	41.4	19.4
PCB Congeners	PCB-122	ng/kg	6	5	83%	11.8	102	75.2	57.4	41.2
PCB Congeners	PCB-123	ng/kg	6	6	100%	380	1350	755.5	798	408
PCB Congeners	PCB-126	ng/kg	6	1	17%	27.7	27.7	NA	NA	NA
PCB Congeners	PCB-127	ng/kg	3	3	50%	21.4	33.2	24.3	26.3	6.15
PCB Congeners	PCB-128/166	ng/kg	6	6	100%	2750	6220	4760	4610	1680
PCB Congeners	PCB-129/138/163	ng/kg	6	6	100%	28200	60100	46450	44300	13800
PCB Congeners	PCB-130	ng/kg	6	6	100%	1090	3640	2530	2430	1100
PCB Congeners	PCB-131	ng/kg	6	6	100%	11.9	126	54.1	63.6	45.4
PCB Congeners	PCB-132	ng/kg	6	6	100%	614	5280	2510	2710	1850
PCB Congeners	PCB-133	ng/kg	6	6	100%	702	1950	1150	1180	501
PCB Congeners	PCB-134	ng/kg	6	6	100%	322	1910	1100	1160	677
PCB Congeners	PCB-135/151	ng/kg	6	6	100%	693	7170	3240	3550	2760
PCB Congeners	PCB-136	ng/kg	6	6	100%	113	1720	735.5	798	664
PCB Congeners	PCB-137	ng/kg	6	6	100%	683	2250	1350	1430	631
PCB Congeners	PCB-139/140	ng/kg	6	6	100%	316	908	629.5	617	254
PCB Congeners	PCB-141	ng/kg	6	6	100%	1660	6190	4540	4170	2050
PCB Congeners	PCB-144	ng/kg	6	6	100%	21.8	342	129.15	158	135
PCB Congeners	PCB-146	ng/kg	6	6	100%	5730	13900	9155	9250	3400
PCB Congeners	PCB-147/149	ng/kg	6	6	100%	4510	23700	15500	14700	8070
PCB Congeners	PCB-148	ng/kg	3	3	50%	220	323	309	284	55.9
PCB Congeners	PCB-15	ng/kg	6	6	100%	29.9	155	53.05	68.2	48.2
PCB Congeners	PCB-150	ng/kg	6	1	17%	1.61	1.61	NA	NA	NA
PCB Congeners	PCB-153/168	ng/kg	6	6	100%	34800	63800	52950	51400	10600
PCB Congeners	PCB-154	ng/kg	6	6	100%	468	2150	1241	1320	752
PCB Congeners	PCB-155	ng/kg	6	6	100%	305	542	416.5	419	99.3
PCB Congeners	PCB-156/157	ng/kg	6	6	100%	2210	8350	4680	4830	2480
PCB Congeners	PCB-158	ng/kg	6	6	100%	2140	4410	3320	3270	1040
PCB Congeners	PCB-159	ng/kg	6	2	33%	14.5	18.7	16.6	16.6	2.97
PCB Congeners	PCB-16	ng/kg	3	3	50%	44.4	68.9	54.8	56	12.3
PCB Congeners	PCB-162	ng/kg	6	5	83%	198	575	484	398	169
PCB Congeners	PCB-164	ng/kg	6	6	100%	538	2230	1520	1480	729
PCB Congeners	PCB-165	ng/kg	6	6	100%	31.3	101	48.25	56.4	26.5
PCB Congeners	PCB-167	ng/kg	6	6	100%	1090	3510	1970	2120	998
PCB Congeners	PCB-17	ng/kg	6	6	100%	26.6	126	61.95	71.7	42.2
PCB Congeners	PCB-170	ng/kg	6	6	100%	5080	10100	7490	7530	2330
PCB Congeners	PCB-171/173	ng/kg	6	6	100%	1590	3450	2480	2460	801
PCB Congeners	PCB-172	ng/kg	6	6	100%	1170	2630	1810	1840	615
PCB Congeners	PCB-174	ng/kg	6	6	100%	795	4720	2695	2690	1530
PCB Congeners	PCB-175	ng/kg	6	6	100%	246	697	484	469	212
PCB Congeners	PCB-176	ng/kg	6	6	100%	17.8	244	96	110	90.9
PCB Congeners	PCB-177	ng/kg	6	6	100%	2850	8010	6010	5770	2280
PCB Congeners	PCB-178	ng/kg	3	3	50%	4560	6020	4720	5100	801
PCB Congeners	PCB-179	ng/kg	6	6	100%	269	2300	1077.5	1150	809
PCB Congeners	PCB-18/30	ng/kg	6	6	100%	69.2	370	168.5	205	127
PCB Congeners	PCB-180/193	ng/kg	6	6	100%	16900	34100	25400	25900	6660
PCB Congeners	PCB-181	ng/kg	6	6	100%	62	131	99.8	98.8	32.8
PCB Congeners	PCB-182	ng/kg	3	3	50%	96.7	111	108	105	7.54
PCB Congeners	PCB-183/185	ng/kg	6	5	83%	5280	10500	9700	8310	2350
PCB Congeners	PCB-184	ng/kg	6	6	100%	45.3	115	79	79.8	33
PCB Congeners	PCB-187	ng/kg	6	6	100%	13700	34300	23250	23900	9800
PCB Congeners	PCB-188	ng/kg	6	6	100%	47.7	140	86.15	89.5	39.5

Table 3-3
Statistical Summary of Detected Analytes by Zone - American Eel (Whole Body)

Parameter Group	Analyte	Units	Number of Valid Results[1]	Number of Detects	Detection Frequency	Minimum Detect	Maximum Detect	Median Value	Mean of Detects	Standard Deviation
PCB Congeners	PCB-189	ng/kg	6	6	100%	231	635	393	427	187
PCB Congeners	PCB-19	ng/kg	6	6	100%	29.2	128	66.4	76.5	42.6
PCB Congeners	PCB-190	ng/kg	6	6	100%	1290	2630	1875	1920	580
PCB Congeners	PCB-191	ng/kg	6	6	100%	245	504	366	371	95.6
PCB Congeners	PCB-192	ng/kg	6	3	50%	7.05	13	7.08	9.04	3.43
PCB Congeners	PCB-194	ng/kg	6	6	100%	3400	7070	4770	5030	1670
PCB Congeners	PCB-195	ng/kg	6	6	100%	1010	2320	1595	1630	523
PCB Congeners	PCB-196	ng/kg	6	6	100%	1580	3970	2780	2770	1030
PCB Congeners	PCB-197/200	ng/kg	6	6	100%	216	583	400.5	405	183
PCB Congeners	PCB-198/199	ng/kg	6	6	100%	5070	13000	8300	8730	3790
PCB Congeners	PCB-2	ng/kg	6	2	33%	1.06	1.43	1.245	1.25	0.262
PCB Congeners	PCB-20/28	ng/kg	6	6	100%	3380	10900	5090	6130	3090
PCB Congeners	PCB-201	ng/kg	6	6	100%	546	1360	997	973	394
PCB Congeners	PCB-202	ng/kg	6	6	100%	1950	5340	3070	3310	1370
PCB Congeners	PCB-203	ng/kg	6	6	100%	3420	8300	5635	5800	2330
PCB Congeners	PCB-204	ng/kg	6	3	50%	8.28	9.75	9	9.01	0.735
PCB Congeners	PCB-205	ng/kg	6	6	100%	169	374	234.5	256	92.4
PCB Congeners	PCB-206	ng/kg	6	6	100%	3100	6760	4650	4810	1780
PCB Congeners	PCB-207	ng/kg	6	6	100%	319	638	488	485	157
PCB Congeners	PCB-208	ng/kg	6	6	100%	1210	3010	2030	2050	864
PCB Congeners	PCB-209	ng/kg	6	6	100%	1570	3900	2545	2640	1080
PCB Congeners	PCB-21/33	ng/kg	6	3	50%	52.7	71.1	57.4	60.4	9.56
PCB Congeners	PCB-22	ng/kg	6	6	100%	93.5	452	246	272	151
PCB Congeners	PCB-25	ng/kg	6	6	100%	21.4	122	53.15	64.8	39.2
PCB Congeners	PCB-26/29	ng/kg	6	6	100%	331	1690	687	863	521
PCB Congeners	PCB-27	ng/kg	6	6	100%	10.1	52.2	23.8	29.1	17.8
PCB Congeners	PCB-3	ng/kg	6	3	50%	3.49	4.58	3.62	3.9	0.595
PCB Congeners	PCB-31	ng/kg	6	6	100%	856	4270	1550	2140	1370
PCB Congeners	PCB-32	ng/kg	6	6	100%	64.4	270	132.5	150	75.5
PCB Congeners	PCB-34	ng/kg	6	6	100%	4.17	26.2	10.33	12.1	7.88
PCB Congeners	PCB-37	ng/kg	6	6	100%	38.8	228	127.25	132	86.3
PCB Congeners	PCB-38	ng/kg	6	6	100%	5.71	30	19.15	18.5	11.1
PCB Congeners	PCB-4	ng/kg	6	6	100%	41.1	160	73.05	88.1	50.1
PCB Congeners	PCB-40/71	ng/kg	6	6	100%	171	1150	544.5	605	375
PCB Congeners	PCB-42	ng/kg	6	6	100%	543	3320	1880	1980	1160
PCB Congeners	PCB-43	ng/kg	6	3	50%	32.7	56.9	34.6	41.4	13.5
PCB Congeners	PCB-44/47/65	ng/kg	6	6	100%	6770	27700	18250	17600	8690
PCB Congeners	PCB-45	ng/kg	6	6	100%	41.5	256	127	148	88.3
PCB Congeners	PCB-46	ng/kg	6	6	100%	7.65	50.1	20.85	25.8	16.7
PCB Congeners	PCB-48	ng/kg	6	6	100%	10.3	55.3	27.05	31.9	19.1
PCB Congeners	PCB-49/69	ng/kg	6	6	100%	810	5950	3105	3210	1970
PCB Congeners	PCB-50/53	ng/kg	6	6	100%	54.6	422	172	213	146
PCB Congeners	PCB-51	ng/kg	6	6	100%	36	233	92.1	110	72.9
PCB Congeners	PCB-52	ng/kg	6	6	100%	5660	37700	23100	22800	13900
PCB Congeners	PCB-54	ng/kg	6	5	83%	3.67	17.2	6.38	10	6.5
PCB Congeners	PCB-55	ng/kg	6	1	17%	26.4	26.4	NA	NA	NA
PCB Congeners	PCB-56	ng/kg	6	6	100%	23.4	156	73.55	85.3	54.2
PCB Congeners	PCB-57	ng/kg	6	4	67%	13.7	63.9	38.2	38.5	21.6
PCB Congeners	PCB-58	ng/kg	6	6	100%	37.9	193	120.75	120	72.2
PCB Congeners	PCB-6	ng/kg	6	6	100%	4.33	20.5	10.5	11.9	7.81
PCB Congeners	PCB-60	ng/kg	6	6	100%	752	3150	1357	1640	980
PCB Congeners	PCB-61/70/74/76	ng/kg	6	6	100%	3740	15200	6720	8090	4560
PCB Congeners	PCB-62/75	ng/kg	6	6	100%	623	2800	1915	1830	990
PCB Congeners	PCB-63	ng/kg	6	6	100%	263	1240	546	637	380
PCB Congeners	PCB-64	ng/kg	6	6	100%	3280	16000	10160	10200	5770
PCB Congeners	PCB-66	ng/kg	6	6	100%	5660	18600	11195	11800	5500
PCB Congeners	PCB-67	ng/kg	6	6	100%	15.4	87.7	42.45	50.6	28.2
PCB Congeners	PCB-68	ng/kg	6	6	100%	56.1	300	123.25	149	98.9
PCB Congeners	PCB-7	ng/kg	6	1	17%	22.3	22.3	NA	NA	NA
PCB Congeners	PCB-72	ng/kg	6	6	100%	100	549	208.5	273	188
PCB Congeners	PCB-73	ng/kg	6	3	50%	30.3	61	35.3	42.2	16.5
PCB Congeners	PCB-77	ng/kg	6	6	100%	12.9	45.2	27.15	28.3	12.6
PCB Congeners	PCB-79	ng/kg	6	6	100%	16.4	133	52.5	70.9	49.9
PCB Congeners	PCB-8	ng/kg	6	6	100%	16.9	79.5	44.8	46.9	30.8
PCB Congeners	PCB-82	ng/kg	6	6	100%	128	1150	542	586	404
PCB Congeners	PCB-83	ng/kg	6	4	67%	561	1740	1605	1380	549
PCB Congeners	PCB-84	ng/kg	6	6	100%	389	3770	1621.5	1840	1350
PCB Congeners	PCB-85/116/117	ng/kg	6	6	100%	2140	9190	5865	5740	3170
PCB Congeners	PCB-86/87/97/109/119/125	ng/kg	6	6	100%	1310	10600	5220	5790	3940
PCB Congeners	PCB-88	ng/kg	6	1	17%	401	401	NA	NA	NA

Table 3-3
Statistical Summary of Detected Analytes by Zone - American Eel (Whole Body)

Parameter Group	Analyte	Units	Number of Valid Results[1]	Number of Detects	Detection Frequency	Minimum Detect	Maximum Detect	Median Value	Mean of Detects	Standard Deviation
PCB Congeners	PCB-89	ng/kg	6	1	17%	12.6	12.6	NA	NA	NA
PCB Congeners	PCB-9	ng/kg	6	3	50%	1.37	6	1.53	2.97	2.63
PCB Congeners	PCB-90/101/113	ng/kg	6	6	100%	3380	28600	14020	15100	10300
PCB Congeners	PCB-91	ng/kg	6	6	100%	394	3530	1869.5	1920	1380
PCB Congeners	PCB-92	ng/kg	6	6	100%	1440	9020	5185	5220	3250
PCB Congeners	PCB-93/100	ng/kg	6	6	100%	407	1730	1085.5	1100	533
PCB Congeners	PCB-94	ng/kg	6	5	83%	3.75	49.8	8.92	19.5	18.9
PCB Congeners	PCB-95	ng/kg	6	6	100%	1220	9210	4405	4860	3120
PCB Congeners	PCB-96	ng/kg	6	5	83%	2.63	34.2	5.98	13	12.9
PCB Congeners	PCB-98/102	ng/kg	6	1	17%	104	104	NA	NA	NA
PCB Congeners	PCB-99	ng/kg	6	6	100%	9450	34700	21400	21500	10800
PCB Congeners	Total PCB Congeners (209)	ng/kg	6	6	100%	275000	710000	499000	490000	198000
Pesticides	2,4'-DDD	pg/g	6	6	100%	975	2370	1685	1670	562
Pesticides	2,4'-DDE	pg/g	6	6	100%	432	1900	785.5	941	519
Pesticides	2,4'-DDT	pg/g	6	6	100%	79.5	273	118	138	71.9
Pesticides	4,4'-DDD	pg/g	6	6	100%	18400	81000	64500	57000	23200
Pesticides	4,4'-DDE	pg/g	6	6	100%	64100	223000	140500	139000	54000
Pesticides	4,4'-DDT	pg/g	6	6	100%	717	7800	1595	2580	2630
Pesticides	Aldrin	pg/g	6	6	100%	22	52.5	28.6	33.3	11.7
Pesticides	Alpha BHC	pg/g	6	6	100%	29	158	64.15	76.8	47.1
Pesticides	Beta BHC	pg/g	6	6	100%	25.7	126	61.15	63.7	35.1
Pesticides	Cis-Chlordane	pg/g	6	6	100%	3410	19600	11495	11500	5870
Pesticides	Cis-Nonachlor	pg/g	6	6	100%	7700	11400	8660	9040	1360
Pesticides	Dieldrin	pg/g	6	6	100%	6310	14300	8890	9310	2740
Pesticides	Endrin	pg/g	6	4	67%	20	46.5	29.25	31.3	11.1
Pesticides	Gamma BHC (Lindane)	pg/g	6	6	100%	11.6	47.1	25.65	27	13.1
Pesticides	Heptachlor	pg/g	6	2	33%	4.95	6.05	5.5	5.5	0.778
Pesticides	Heptachlor Epoxide	pg/g	6	6	100%	1080	3140	1550	1730	743
Pesticides	Hexachlorobenzene	pg/g	6	6	100%	1270	3390	2155	2210	706
Pesticides	Mirex	pg/g	5	5	83%	138	734	327	379	220
Pesticides	Oxychlordane	pg/g	6	6	100%	3690	9310	6080	6310	2230
Pesticides	Trans-Chlordane	pg/g	6	6	100%	2460	5940	3295	3860	1590
Pesticides	Trans-Nonachlor	pg/g	6	6	100%	17500	23600	20200	20400	2400
Pesticides	Total Alpha + Gamma Chlordane	pg/g	6	6	100%	5870	25200	14750	15300	7320
Pesticides	Total DDT (2,4)	pg/g	6	6	100%	1490	4430	2675	2750	1080
Pesticides	Total DDT (4,4)	pg/g	6	6	100%	83200	294000	211500	199000	75000
Pesticides	Total DDT (2,4 & 4,4)	pg/g	6	6	100%	84700	297000	214500	201000	75500
Physical Parameters	Moisture (Water) Content	%	6	6	100%	202	321	264	268	44.2
Physical Parameters	Percent Moisture	%	6	6	100%	66.9	76.3	72.5	72.5	3.44
Semivolatiles	1-Methylnaphthalene	ug/kg	6	1	17%	2.9	2.9	NA	NA	NA
Semivolatiles	2-Methylnaphthalene	ug/kg	6	1	17%	4.6	4.6	NA	NA	NA
Semivolatiles	Acenaphthene	ug/kg	6	5	83%	3.6	10	6.9	6.78	2.3
Semivolatiles	C1-Fluoranthenes/Pyrenes	ug/kg	6	1	17%	5.3	5.3	NA	NA	NA
Semivolatiles	C1-Fluorenes	ug/kg	6	1	17%	4	4	NA	NA	NA
Semivolatiles	C1-Naphthalenes	ug/kg	6	1	17%	5.1	5.1	NA	NA	NA
Semivolatiles	C2-Fluorenes	ug/kg	6	1	17%	43	43	NA	NA	NA
Semivolatiles	C2-Naphthalenes	ug/kg	6	1	17%	7.6	7.6	NA	NA	NA
Semivolatiles	C3-Naphthalenes	ug/kg	6	1	17%	7.4	7.4	NA	NA	NA
Semivolatiles	C4-Naphthalenes	ug/kg	6	1	17%	5.4	5.4	NA	NA	NA
Semivolatiles	Fluoranthene	ug/kg	6	1	17%	4.3	4.3	NA	NA	NA
Semivolatiles	Naphthalene	ug/kg	6	1	17%	7.2	7.2	NA	NA	NA
Semivolatiles	Total HMW PAHs	ug/kg	6	1	17%	4.3	4.3	NA	NA	NA
Semivolatiles	Total LMW PAHs	ug/kg	6	6	100%	6.1	10	7.25	7.62	1.35
Semivolatiles	Total PAHs	ug/kg	6	6	100%	6.1	14.3	7.25	8.33	3
SOUTH ZONE										
Aroclor PCBs	Aroclor 1254	ug/kg	4	3	75%	110	1000	700	603	453
Aroclor PCBs	Aroclor 1260	ug/kg	4	4	100%	51	420	285	260	184
Aroclor PCBs	Total Aroclor PCBs (Sum of 7 Aroclors)	ug/kg	4	4	100%	51	1420	690	713	656
Aroclor PCBs	Total Aroclor PCBs (Sum of 9 Aroclors)	ug/kg	4	4	100%	51	1420	690	713	656
Butyltins	Tributyltin	ug/kg	5	1	17%	1.9	1.9	NA	NA	NA
Dioxins/Furans	1,2,3,4,6,7,8-HpCDD	ng/kg	6	6	100%	0.374	1.58	0.4965	0.711	0.466
Dioxins/Furans	1,2,3,4,6,7,8-HpCDF	ng/kg	6	6	100%	0.558	6.76	2.16	2.98	2.29
Dioxins/Furans	1,2,3,4,7,8,9-HpCDF	ng/kg	6	4	67%	0.0419	0.117	0.08935	0.0844	0.0312
Dioxins/Furans	1,2,3,4,7,8-HxCDD	ng/kg	6	6	100%	0.0668	0.504	0.115	0.2	0.173
Dioxins/Furans	1,2,3,4,7,8-HxCDF	ng/kg	6	6	100%	0.367	2.23	0.562	0.919	0.755
Dioxins/Furans	1,2,3,6,7,8-HxCDD	ng/kg	6	6	100%	0.462	3.01	0.6335	1.16	1.03
Dioxins/Furans	1,2,3,6,7,8-HxCDF	ng/kg	6	6	100%	0.338	2.91	1.0355	1.4	1.04
Dioxins/Furans	1,2,3,7,8,9-HxCDD	ng/kg	6	6	100%	0.0626	0.474	0.1063	0.19	0.171
Dioxins/Furans	1,2,3,7,8,9-HxCDF	ng/kg	6	6	100%	0.0454	0.127	0.0671	0.0724	0.0296
Dioxins/Furans	1,2,3,7,8-PCDD	ng/kg	6	4	67%	0.251	0.75	0.3695	0.435	0.227

Table 3-3
Statistical Summary of Detected Analytes by Zone - American Eel (Whole Body)

Parameter Group	Analyte	Units	Number of Valid Results[1]	Number of Detects	Detection Frequency	Minimum Detect	Maximum Detect	Median Value	Mean of Detects	Standard Deviation
Dioxins/Furans	1,2,3,7,8-PCDF	ng/kg	6	6	100%	0.217	1.93	0.939	1	0.785
Dioxins/Furans	2,3,4,6,7,8-HxCDF	ng/kg	6	6	100%	0.0718	0.601	0.1445	0.23	0.205
Dioxins/Furans	2,3,4,7,8-PCDF	ng/kg	6	6	100%	0.597	3.82	1.72	1.88	1.23
Dioxins/Furans	2,3,7,8-TCDD	ng/kg	6	6	100%	1.69	12.1	2.97	5.06	4.31
Dioxins/Furans	2,3,7,8-TCDF	ng/kg	6	3	50%	0.12	0.293	0.124	0.179	0.0987
Dioxins/Furans	OCDD	ng/kg	6	6	100%	0.642	2.61	1.005	1.28	0.709
Dioxins/Furans	OCDF	ng/kg	6	6	100%	0.13	0.274	0.1545	0.17	0.0536
Dioxins/Furans	Percent Lipids	%	6	6	100%	1.3	13.2	2.05	4.8	5.02
Metals	Aluminum	mg/kg	6	1	17%	6.85	6.85	NA	NA	NA
Metals	Arsenic	mg/kg	6	6	100%	0.42	0.978	0.673	0.689	0.181
Metals	Barium	mg/kg	6	2	33%	0.221	0.287	0.254	0.254	0.0467
Metals	Calcium	mg/kg	6	6	100%	817	3790	2465	2380	1200
Metals	Chromium	mg/kg	6	1	17%	0.105	0.105	NA	NA	NA
Metals	Cobalt	mg/kg	6	1	17%	0.0218	0.0218	NA	NA	NA
Metals	Copper	mg/kg	6	6	100%	0.61	2.94	0.7935	1.12	0.895
Metals	Iron	mg/kg	6	6	100%	14.6	42.9	24.45	26.8	9.9
Metals	Lead	mg/kg	6	6	100%	0.0502	0.469	0.268	0.265	0.175
Metals	Magnesium	mg/kg	6	6	100%	203	340	295	282	50
Metals	Manganese	mg/kg	6	6	100%	0.318	1.7	1.295	1.21	0.52
Metals	Mercury	ng/g	6	6	100%	57	262	173.5	170	77.4
Metals	Methyl Mercury	ng/g	6	6	100%	77.8	293	183	185	75.4
Metals	Nickel	mg/kg	6	3	50%	0.486	0.681	0.493	0.553	0.111
Metals	Potassium	mg/kg	6	6	100%	2730	3660	3015	3140	353
Metals	Selenium	mg/kg	6	6	100%	0.467	0.74	0.528	0.557	0.0983
Metals	Silver	mg/kg	6	4	67%	0.0226	0.0461	0.02445	0.0294	0.0112
Metals	Sodium	mg/kg	6	6	100%	891	1330	1300	1220	170
Metals	Titanium	mg/kg	6	2	33%	0.272	0.327	0.2995	0.3	0.0389
Metals	Vanadium	mg/kg	6	4	67%	0.038	0.0952	0.05485	0.0607	0.0272
Metals	Zinc	mg/kg	6	6	100%	25.1	40.5	31.35	31.6	5.62
PCB Congeners	PCB-1	ng/kg	6	5	83%	5.95	33.4	14.1	15.4	10.7
PCB Congeners	PCB-10	ng/kg	6	2	33%	2.75	7.16	4.955	4.96	3.12
PCB Congeners	PCB-103	ng/kg	6	6	100%	1.85	35.4	15.95	15.2	12.4
PCB Congeners	PCB-105	ng/kg	6	6	100%	4030	55800	26800	28000	19800
PCB Congeners	PCB-107	ng/kg	6	6	100%	190	2560	1445	1350	965
PCB Congeners	PCB-108/124	ng/kg	6	6	100%	18.8	415	245	219	170
PCB Congeners	PCB-11	ng/kg	6	5	83%	46.7	184	71.9	97.6	54.5
PCB Congeners	PCB-110/115	ng/kg	6	6	100%	3720	77000	41750	41500	29200
PCB Congeners	PCB-111	ng/kg	6	6	100%	18.7	114	55.15	66.2	39.3
PCB Congeners	PCB-112	ng/kg	3	3	50%	74.6	376	75.9	176	174
PCB Congeners	PCB-114	ng/kg	6	6	100%	221	3860	1805	1850	1400
PCB Congeners	PCB-118	ng/kg	6	6	100%	12300	133000	66400	70300	46400
PCB Congeners	PCB-12/13	ng/kg	6	5	83%	2.37	30.1	11.7	12.9	10.9
PCB Congeners	PCB-120	ng/kg	6	6	100%	45.1	484	221	259	177
PCB Congeners	PCB-121	ng/kg	6	6	100%	7.16	67.6	30.95	36.1	24.1
PCB Congeners	PCB-122	ng/kg	6	6	100%	10.6	287	128	128	104
PCB Congeners	PCB-123	ng/kg	6	6	100%	200	3210	1710	1720	1270
PCB Congeners	PCB-126	ng/kg	4	4	67%	8.07	133	72.15	71.3	64.3
PCB Congeners	PCB-127	ng/kg	5	5	83%	16.3	139	72.2	70.9	49.1
PCB Congeners	PCB-128/166	ng/kg	6	6	100%	2070	13800	8020	7790	4350
PCB Congeners	PCB-129/138/163	ng/kg	6	6	100%	19500	106000	67000	64600	30900
PCB Congeners	PCB-130	ng/kg	3	3	50%	1560	4910	3520	3330	1680
PCB Congeners	PCB-131	ng/kg	3	3	50%	11.8	118	109	79.6	58.9
PCB Congeners	PCB-132	ng/kg	3	3	50%	880	7000	6560	4810	3410
PCB Congeners	PCB-133	ng/kg	6	6	100%	498	2180	1200	1320	707
PCB Congeners	PCB-134	ng/kg	3	3	50%	575	2330	2040	1650	941
PCB Congeners	PCB-135/151	ng/kg	6	6	100%	458	8680	4060	4310	3290
PCB Congeners	PCB-136	ng/kg	6	6	100%	81.6	1690	1119	941	674
PCB Congeners	PCB-137	ng/kg	3	3	50%	1530	5720	3440	3560	2100
PCB Congeners	PCB-139/140	ng/kg	3	3	50%	483	1770	1200	1150	645
PCB Congeners	PCB-141	ng/kg	6	6	100%	900	10200	4450	4670	3280
PCB Congeners	PCB-144	ng/kg	3	3	50%	23.7	335	252	204	161
PCB Congeners	PCB-146	ng/kg	3	3	50%	7340	19200	16700	14400	6250
PCB Congeners	PCB-147/149	ng/kg	3	3	50%	6620	30000	26500	21000	12600
PCB Congeners	PCB-148	ng/kg	3	3	50%	81.2	290	283	218	119
PCB Congeners	PCB-15	ng/kg	6	6	100%	32.3	257	63.4	93.4	85
PCB Congeners	PCB-153/168	ng/kg	3	3	50%	57200	124000	118000	99700	37000
PCB Congeners	PCB-154	ng/kg	3	3	50%	609	2140	1940	1560	832
PCB Congeners	PCB-155	ng/kg	6	6	100%	140	1000	400	487	334
PCB Congeners	PCB-156/157	ng/kg	6	6	100%	1880	13000	6450	6840	4190
PCB Congeners	PCB-158	ng/kg	3	3	50%	3070	10200	6800	6690	3570

Table 3-3
Statistical Summary of Detected Analytes by Zone - American Eel (Whole Body)

Parameter Group	Analyte	Units	Number of Valid Results[1]	Number of Detects	Detection Frequency	Minimum Detect	Maximum Detect	Median Value	Mean of Detects	Standard Deviation
PCB Congeners	PCB-159	ng/kg	6	1	17%	3.79	3.79	NA	NA	NA
PCB Congeners	PCB-16	ng/kg	3	3	50%	10.2	112	58.5	60.2	50.9
PCB Congeners	PCB-162	ng/kg	6	6	100%	25.3	770	391.5	400	271
PCB Congeners	PCB-164	ng/kg	3	3	50%	926	3300	1940	2060	1190
PCB Congeners	PCB-165	ng/kg	3	3	50%	34.7	102	80.9	72.5	34.4
PCB Congeners	PCB-167	ng/kg	2	2	33%	1430	4280	2855	2860	2020
PCB Congeners	PCB-169	ng/kg	6	2	33%	2.18	12.9	7.54	7.54	7.58
PCB Congeners	PCB-17	ng/kg	6	6	100%	18.4	228	85.5	107	80.2
PCB Congeners	PCB-170	ng/kg	6	6	100%	3240	14900	8475	8540	4230
PCB Congeners	PCB-171/173	ng/kg	3	3	50%	1690	4540	3480	3240	1440
PCB Congeners	PCB-172	ng/kg	3	3	50%	1170	3020	1590	1930	970
PCB Congeners	PCB-174	ng/kg	3	3	50%	975	4160	1940	2360	1630
PCB Congeners	PCB-175	ng/kg	3	3	50%	320	891	748	653	297
PCB Congeners	PCB-176	ng/kg	3	3	50%	17.9	218	217	151	115
PCB Congeners	PCB-177	ng/kg	3	3	50%	3360	8960	7110	6480	2850
PCB Congeners	PCB-178	ng/kg	3	3	50%	2460	5700	5110	4420	1730
PCB Congeners	PCB-179	ng/kg	6	6	100%	121	2510	1047.5	1250	982
PCB Congeners	PCB-18/30	ng/kg	6	6	100%	56.4	634	363.5	338	223
PCB Congeners	PCB-180/193	ng/kg	6	6	100%	12500	49800	26800	28800	13200
PCB Congeners	PCB-181	ng/kg	3	3	50%	83.6	213	140	146	64.9
PCB Congeners	PCB-182	ng/kg	3	3	50%	55.3	133	80	89.4	39.7
PCB Congeners	PCB-183/185	ng/kg	3	3	50%	6420	16400	14500	12400	5300
PCB Congeners	PCB-184	ng/kg	6	6	100%	26.2	109	52.95	62	31
PCB Congeners	PCB-187	ng/kg	3	3	50%	18100	40400	33100	30500	11400
PCB Congeners	PCB-188	ng/kg	6	6	100%	17.8	188	74.7	85.2	60.8
PCB Congeners	PCB-189	ng/kg	6	6	100%	157	744	361.5	415	226
PCB Congeners	PCB-19	ng/kg	6	6	100%	17.7	222	95.8	102	73.4
PCB Congeners	PCB-190	ng/kg	6	6	100%	893	3950	2425	2280	1140
PCB Congeners	PCB-191	ng/kg	3	3	50%	283	863	627	591	292
PCB Congeners	PCB-192	ng/kg	3	1	17%	4.14	4.14	NA	NA	NA
PCB Congeners	PCB-194	ng/kg	6	6	100%	1950	6880	4215	4110	1840
PCB Congeners	PCB-195	ng/kg	6	6	100%	637	2280	1460	1450	683
PCB Congeners	PCB-196	ng/kg	4	4	67%	1940	4900	2845	3130	1260
PCB Congeners	PCB-197/200	ng/kg	4	4	67%	252	563	422	415	143
PCB Congeners	PCB-198/199	ng/kg	3	3	50%	4800	11700	7650	8050	3470
PCB Congeners	PCB-2	ng/kg	6	3	50%	0.768	7.7	1.06	3.18	3.92
PCB Congeners	PCB-20/28	ng/kg	6	6	100%	3250	21200	15350	12900	7450
PCB Congeners	PCB-201	ng/kg	6	6	100%	341	1360	768	859	407
PCB Congeners	PCB-202	ng/kg	6	6	100%	1330	5310	2090	2750	1570
PCB Congeners	PCB-203	ng/kg	5	5	83%	2100	8880	5530	5220	2560
PCB Congeners	PCB-204	ng/kg	6	4	67%	4.54	12	9.98	9.13	3.53
PCB Congeners	PCB-205	ng/kg	6	6	100%	84.1	354	232	222	104
PCB Congeners	PCB-206	ng/kg	6	6	100%	1650	5440	3485	3400	1360
PCB Congeners	PCB-207	ng/kg	6	6	100%	179	518	365	348	117
PCB Congeners	PCB-208	ng/kg	5	5	83%	623	2100	1380	1350	583
PCB Congeners	PCB-209	ng/kg	6	6	100%	858	2770	1645	1650	697
PCB Congeners	PCB-21/33	ng/kg	6	6	100%	12.1	137	62.7	64.7	43.9
PCB Congeners	PCB-22	ng/kg	6	6	100%	66.8	1290	587.5	598	472
PCB Congeners	PCB-24	ng/kg	6	5	83%	1.34	7.81	7.37	5.3	3.11
PCB Congeners	PCB-25	ng/kg	6	6	100%	10.9	191	92.15	98.7	75.7
PCB Congeners	PCB-26/29	ng/kg	6	6	100%	250	2260	1390	1280	862
PCB Congeners	PCB-27	ng/kg	5	5	83%	7.51	79.4	37.4	40.8	31.3
PCB Congeners	PCB-3	ng/kg	5	2	33%	3.57	29.7	16.635	16.6	18.5
PCB Congeners	PCB-31	ng/kg	6	6	100%	635	6290	3385	3040	2120
PCB Congeners	PCB-32	ng/kg	6	6	100%	50.6	640	267	318	244
PCB Congeners	PCB-34	ng/kg	6	5	83%	5.43	29.8	22.3	18.6	9.6
PCB Congeners	PCB-35	ng/kg	6	1	17%	1.7	1.7	NA	NA	NA
PCB Congeners	PCB-37	ng/kg	6	6	100%	32.1	344	231.5	213	123
PCB Congeners	PCB-38	ng/kg	6	6	100%	2.93	73.8	36	34.4	26.1
PCB Congeners	PCB-39	ng/kg	6	3	50%	0.969	4.46	3.96	3.13	1.89
PCB Congeners	PCB-4	ng/kg	6	6	100%	18	195	112.95	105	66.5
PCB Congeners	PCB-40/71	ng/kg	6	6	100%	223	2030	1280	1160	781
PCB Congeners	PCB-42	ng/kg	5	5	83%	589	7970	4390	4240	3620
PCB Congeners	PCB-43	ng/kg	6	5	83%	14.4	138	64.9	65.5	52.6
PCB Congeners	PCB-44/47/65	ng/kg	6	6	100%	4480	74400	36150	37000	27500
PCB Congeners	PCB-45	ng/kg	6	6	100%	31.5	394	291.5	244	169
PCB Congeners	PCB-46	ng/kg	6	6	100%	6.92	77.1	42.8	40.8	27
PCB Congeners	PCB-48	ng/kg	6	6	100%	12.6	128	66.4	71.5	48.9
PCB Congeners	PCB-49/69	ng/kg	6	6	100%	772	13500	6545	6590	5260
PCB Congeners	PCB-50/53	ng/kg	6	6	100%	48	600	425.5	360	263

Table 3-3
Statistical Summary of Detected Analytes by Zone - American Eel (Whole Body)

Parameter Group	Analyte	Units	Number of Valid Results[1]	Number of Detects	Detection Frequency	Minimum Detect	Maximum Detect	Median Value	Mean of Detects	Standard Deviation
PCB Congeners	PCB-51	ng/kg	6	6	100%	22.1	226	154	134	91.5
PCB Congeners	PCB-52	ng/kg	6	6	100%	5090	101000	44950	49400	39600
PCB Congeners	PCB-54	ng/kg	6	2	33%	1.87	2.81	2.34	2.34	0.665
PCB Congeners	PCB-55	ng/kg	3	3	50%	11.8	64.3	51.9	42.7	27.4
PCB Congeners	PCB-56	ng/kg	3	3	50%	21	356	146	174	169
PCB Congeners	PCB-57	ng/kg	3	3	50%	11.8	88.4	78.4	59.5	41.6
PCB Congeners	PCB-58	ng/kg	3	3	50%	38.4	251	181	157	108
PCB Congeners	PCB-6	ng/kg	6	5	83%	5.4	36	24.8	20.9	13.4
PCB Congeners	PCB-60	ng/kg	6	6	100%	681	15600	6485	7310	6060
PCB Congeners	PCB-61/70/74/76	ng/kg	6	6	100%	3160	52300	21950	23000	18500
PCB Congeners	PCB-62/75	ng/kg	6	6	100%	522	8590	4225	4290	3250
PCB Congeners	PCB-63	ng/kg	3	3	50%	322	3090	1490	1630	1390
PCB Congeners	PCB-64	ng/kg	4	4	67%	5830	42800	20150	22200	15300
PCB Congeners	PCB-66	ng/kg	3	3	50%	11700	79900	53400	48300	34400
PCB Congeners	PCB-67	ng/kg	4	4	67%	16.6	162	102.65	96	61
PCB Congeners	PCB-68	ng/kg	3	3	50%	63	361	350	258	169
PCB Congeners	PCB-72	ng/kg	5	5	83%	47.2	622	592	393	296
PCB Congeners	PCB-73	ng/kg	6	5	83%	5	62	38.3	34.3	26.2
PCB Congeners	PCB-77	ng/kg	6	6	100%	18.7	120	89	81	42.7
PCB Congeners	PCB-79	ng/kg	6	6	100%	17.7	445	160	167	156
PCB Congeners	PCB-8	ng/kg	6	5	83%	25.3	125	59.6	64.5	41.7
PCB Congeners	PCB-81	ng/kg	6	2	33%	18.9	36.2	27.55	27.6	12.2
PCB Congeners	PCB-82	ng/kg	5	5	83%	131	2440	1690	1240	1020
PCB Congeners	PCB-83	ng/kg	3	3	50%	457	2320	2200	1660	1040
PCB Congeners	PCB-84	ng/kg	6	6	100%	354	5880	3695	3240	2370
PCB Congeners	PCB-85/116/117	ng/kg	6	6	100%	1770	26900	12450	13500	9830
PCB Congeners	PCB-86/87/97/109/119/125	ng/kg	6	6	100%	1100	19600	12255	11200	8410
PCB Congeners	PCB-89	ng/kg	6	3	50%	1.55	12.7	2	5.42	6.31
PCB Congeners	PCB-9	ng/kg	6	3	50%	2.24	9.87	4.84	5.65	3.88
PCB Congeners	PCB-90/101/113	ng/kg	5	5	83%	2040	38400	31800	22000	17000
PCB Congeners	PCB-91	ng/kg	6	6	100%	240	6550	3255	3230	2560
PCB Congeners	PCB-92	ng/kg	3	3	50%	2100	12100	10900	8370	5460
PCB Congeners	PCB-93/100	ng/kg	6	6	100%	172	1880	963.5	1030	697
PCB Congeners	PCB-94	ng/kg	6	6	100%	3.51	48.5	27.45	25.1	18.3
PCB Congeners	PCB-95	ng/kg	6	6	100%	1070	23700	12385	11600	9220
PCB Congeners	PCB-96	ng/kg	6	5	83%	2.62	25.2	15.6	12.6	9.79
PCB Congeners	PCB-98/102	ng/kg	6	6	100%	12.9	175	80.15	76	59.6
PCB Congeners	PCB-99	ng/kg	3	3	50%	18100	78000	53100	49700	30100
PCB Congeners	Total PCB Congeners (209)	ng/kg	6	6	100%	101000	1500000	579000	704000	517000
Pesticides	2,4'-DDD	pg/g	6	6	100%	1830	5980	2555	3050	1570
Pesticides	2,4'-DDE	pg/g	6	6	100%	491	4970	1379	1820	1650
Pesticides	2,4'-DDT	pg/g	6	6	100%	161	710	525.5	476	235
Pesticides	4,4'-DDD	pg/g	6	6	100%	64500	173000	128000	126000	39700
Pesticides	4,4'-DDE	pg/g	6	6	100%	158000	427000	207500	242000	96600
Pesticides	4,4'-DDT	pg/g	6	6	100%	7270	16300	8975	9980	3330
Pesticides	Aldrin	pg/g	6	5	83%	14.4	60.5	43.7	40.1	18.2
Pesticides	Alpha BHC	pg/g	5	4	67%	21.7	149	78.15	81.8	55.7
Pesticides	Beta BHC	pg/g	6	6	100%	25.9	178	48.05	85.6	71.7
Pesticides	Cis-Chlordane	pg/g	6	6	100%	904	15000	3340	6540	6480
Pesticides	Cis-Nonachlor	pg/g	6	6	100%	2480	11800	7645	7690	3280
Pesticides	Delta BHC	pg/g	4	1	17%	15.1	15.1	NA	NA	NA
Pesticides	Dieldrin	pg/g	6	6	100%	2890	20900	8120	10800	7280
Pesticides	Gamma BHC (Lindane)	pg/g	6	6	100%	12.7	78.1	20.35	36.1	28.9
Pesticides	Heptachlor Epoxide	pg/g	6	6	100%	605	4380	1315	2070	1600
Pesticides	Hexachlorobenzene	pg/g	6	6	100%	1760	5970	3270	3370	1570
Pesticides	Mirex	pg/g	6	6	100%	178	495	246	284	123
Pesticides	Oxychlordane	pg/g	6	6	100%	2860	11100	7300	7180	3410
Pesticides	Trans-Chlordane	pg/g	6	6	100%	738	6020	1400	2380	2150
Pesticides	Trans-Heptachlor Epoxide	pg/g	6	1	17%	1360	1360	NA	NA	NA
Pesticides	Trans-Nonachlor	pg/g	6	6	100%	6000	29200	20450	19500	8170
Pesticides	Total Alpha + Gamma Chlordane	pg/g	6	6	100%	1640	21000	4740	8930	8570
Pesticides	Total DDT (2,4)	pg/g	6	6	100%	2820	11500	4400	5350	3310
Pesticides	Total DDT (4,4)	pg/g	6	6	100%	232000	605000	361000	378000	126000
Pesticides	Total DDT (2,4 & 4,4)	pg/g	6	6	100%	235000	611000	366000	383000	128000
Physical Parameters	Moisture (Water) Content	%	6	6	100%	202	385	255.5	267	62.5
Physical Parameters	Percent Moisture	%	6	6	100%	66.9	79.4	71.9	72.2	4.12
Semivolatiles	4-Methylphenol (P-Cresol)	ug/kg	6	1	17%	900	900	NA	NA	NA
Semivolatiles	Acenaphthene	ug/kg	6	2	33%	6.9	26	16.45	16.5	13.5
Semivolatiles	C1-Naphthalenes	ug/kg	6	1	17%	2.9	2.9	NA	NA	NA
Semivolatiles	C2-Naphthalenes	ug/kg	6	2	33%	3.8	5.8	4.8	4.8	1.41

Table 3-3
Statistical Summary of Detected Analytes by Zone - American Eel (Whole Body)

Parameter Group	Analyte	Units	Number of Valid Results[1]	Number of Detects	Detection Frequency	Minimum Detect	Maximum Detect	Median Value	Mean of Detects	Standard Deviation
Semivolatiles	C3-Naphthalenes	ug/kg	6	3	50%	5.2	14	7.5	8.9	4.56
Semivolatiles	Fluoranthene	ug/kg	6	3	50%	4.2	15	12	10.4	5.57
Semivolatiles	Fluorene	ug/kg	6	1	17%	5.8	5.8	NA	NA	NA
Semivolatiles	Naphthalene	ug/kg	6	3	50%	91	96	93	93.3	2.52
Semivolatiles	Phenanthrene	ug/kg	6	1	17%	14	14	NA	NA	NA
Semivolatiles	Pyrene	ug/kg	6	2	33%	7.5	14	10.75	10.8	4.6
Semivolatiles	Total HMW PAHs	ug/kg	6	4	67%	4.2	19.5	14.5	13.2	6.44
Semivolatiles	Total LMW PAHs	ug/kg	6	5	83%	6.9	96	91	66.5	39.2
Semivolatiles	Total PAHs	ug/kg	6	5	83%	11.1	111	91	77.1	41

Footnotes:
[1]Valid results are results that were found to be valid as a result of data validation. Only valid data are used in statistical analyses. Additional details regarding rejected data are provided in Appendix E of this report.

Notes:
1. Only detected values were included in the calculation of Totals.
2. Non-detect ("U" qualified) data were excluded from the statistical analysis.

DDD = dichlorodiphenyldichloroethane
DDE = dichlorodiphenyldichloroethylene
DDT = dichlorodiphenyltrichloroethane
HMW = high molecular weight
LMW = low molecular weight
PAH = polycyclic aromatic hydrocarbon
PCB = polychlorinated biphenyl
NA = not applicable

% = percent
mg/kg = milligrams per kilogram
ng/g = nanograms per gram
ng/kg = nanograms per kilogram
pg/g = picograms per gram
ppb = parts per billion
ug/kg = micrograms per kilogram

Table 3-4
Statistical Summary of Detected Analytes - Atlantic Silverside (Whole Body)

Parameter Group	Analyte	Units	Number of Valid Results[1]	Number of Detects	Detection Frequency	Minimum Detect	Maximum Detect	Median Value	Mean of Detects	Standard Deviation
Aroclor PCBs	Aroclor 1248	ug/kg	7	1	14%	530	530	NA	NA	NA
Aroclor PCBs	Aroclor 1254	ug/kg	7	6	86%	160	710	340	405	211
Aroclor PCBs	Aroclor 1262	ug/kg	7	2	29%	27	62	44.5	44.5	24.7
Aroclor PCBs	Total Aroclor PCBs (Sum of 7 Aroclors)	ug/kg	7	6	86%	160	1140	340	493	367
Aroclor PCBs	Total Aroclor PCBs (Sum of 9 Aroclors)	ug/kg	7	6	86%	187	1140	346	508	355
Butyltins	Tributyltin	ug/kg	7	4	57%	1.6	2.5	1.8	1.93	0.395
Dioxins/Furans	1,2,3,4,6,7,8-HpCDD	ng/kg	7	7	100%	0.0857	0.34	0.276	0.244	0.0905
Dioxins/Furans	1,2,3,4,6,7,8-HpCDF	ng/kg	7	7	100%	0.119	1.72	1.05	0.986	0.474
Dioxins/Furans	1,2,3,4,7,8,9-HpCDF	ng/kg	7	6	86%	0.0564	0.221	0.11595	0.127	0.0621
Dioxins/Furans	1,2,3,4,7,8-HxCDD	ng/kg	7	2	29%	0.0415	0.0795	0.0605	0.0605	0.0269
Dioxins/Furans	1,2,3,4,7,8-HxCDF	ng/kg	7	7	100%	0.067	0.158	0.11	0.109	0.0294
Dioxins/Furans	1,2,3,6,7,8-HxCDD	ng/kg	7	6	86%	0.0353	0.0635	0.04475	0.0465	0.0103
Dioxins/Furans	1,2,3,6,7,8-HxCDF	ng/kg	7	7	100%	0.337	0.752	0.416	0.484	0.156
Dioxins/Furans	1,2,3,7,8,9-HxCDD	ng/kg	7	5	71%	0.0354	0.11	0.047	0.0604	0.0309
Dioxins/Furans	1,2,3,7,8,9-HxCDF	ng/kg	7	7	100%	0.0418	0.121	0.0668	0.0728	0.0295
Dioxins/Furans	1,2,3,7,8-PCDD	ng/kg	7	5	71%	0.132	0.791	0.206	0.367	0.286
Dioxins/Furans	1,2,3,7,8-PCDF	ng/kg	7	6	86%	0.247	0.947	0.7025	0.661	0.235
Dioxins/Furans	2,3,4,6,7,8-HxCDF	ng/kg	7	5	71%	0.0359	0.0996	0.0449	0.0535	0.0265
Dioxins/Furans	2,3,4,7,8-PCDF	ng/kg	7	6	86%	0.165	1.14	0.7125	0.735	0.349
Dioxins/Furans	2,3,7,8-TCDD	ng/kg	7	7	100%	5.91	14.5	7.16	8.04	2.93
Dioxins/Furans	2,3,7,8-TCDF	ng/kg	7	7	100%	3.37	4.79	4.19	4.14	0.478
Dioxins/Furans	OCDD	ng/kg	7	7	100%	0.818	2.52	1.85	1.88	0.671
Dioxins/Furans	OCDF	ng/kg	7	7	100%	0.163	0.393	0.226	0.269	0.103
Dioxins/Furans	Percent Lipids	%	7	7	100%	1.2	1.7	1.4	1.46	0.207
Metals	Aluminum	mg/kg	7	6	86%	6	25.7	15.95	16.2	7.08
Metals	Arsenic	mg/kg	7	7	100%	0.33	0.846	0.597	0.564	0.176
Metals	Barium	mg/kg	7	7	100%	0.445	0.7	0.549	0.555	0.0949
Metals	Calcium	mg/kg	7	7	100%	9410	13300	11600	11400	1550
Metals	Chromium	mg/kg	7	4	57%	0.115	0.297	0.2085	0.207	0.0743
Metals	Cobalt	mg/kg	7	5	71%	0.023	0.0433	0.0309	0.0335	0.00802
Metals	Copper	mg/kg	7	6	86%	0.651	1.21	0.8845	0.907	0.201
Metals	Iron	mg/kg	7	7	100%	25.5	101	60.3	57.2	27.2
Metals	Lead	mg/kg	7	7	100%	0.124	0.426	0.279	0.277	0.121
Metals	Magnesium	mg/kg	7	7	100%	509	682	648	617	65.3
Metals	Manganese	mg/kg	7	7	100%	2.56	6.3	4.86	4.66	1.48
Metals	Mercury	ng/g	7	7	100%	53	85.1	68.3	65.1	11.9
Metals	Methyl Mercury	ng/g	7	7	100%	62.7	176	110	111	40.4
Metals	Potassium	mg/kg	7	7	100%	3140	3840	3510	3500	227
Metals	Selenium	mg/kg	7	7	100%	0.413	0.645	0.49	0.503	0.0737
Metals	Silver	mg/kg	7	1	14%	0.0216	0.0216	NA	NA	NA
Metals	Sodium	mg/kg	7	7	100%	1330	1940	1640	1640	202
Metals	Titanium	mg/kg	7	5	71%	0.426	1.82	0.781	0.929	0.583
Metals	Vanadium	mg/kg	7	7	100%	0.0628	0.117	0.0844	0.0869	0.0175
Metals	Zinc	mg/kg	7	7	100%	34.9	46.7	39.3	40	3.9
PCB Congeners	PCB-1	ng/kg	7	3	43%	16.5	89.8	44.6	50.3	37
PCB Congeners	PCB-10	ng/kg	7	7	100%	30.5	62.6	41.8	45.2	13.8
PCB Congeners	PCB-103	ng/kg	7	7	100%	422	710	508	538	110
PCB Congeners	PCB-104	ng/kg	7	7	100%	24.9	38.1	29	30.3	4.7
PCB Congeners	PCB-105	ng/kg	7	7	100%	7560	27500	9570	13500	8060
PCB Congeners	PCB-107	ng/kg	7	7	100%	2260	5330	2680	3270	1260
PCB Congeners	PCB-108/124	ng/kg	7	7	100%	682	1930	872	1120	521
PCB Congeners	PCB-11	ng/kg	7	3	43%	58.5	62.9	61.2	60.9	2.22
PCB Congeners	PCB-110/115	ng/kg	7	7	100%	23800	72400	29300	37600	18700
PCB Congeners	PCB-111	ng/kg	7	7	100%	40.8	56.2	46.4	47.6	4.88
PCB Congeners	PCB-112	ng/kg	7	3	43%	63.7	213	205	161	84
PCB Congeners	PCB-114	ng/kg	7	7	100%	545	2120	782	1060	660
PCB Congeners	PCB-118	ng/kg	7	7	100%	26300	72800	35000	43400	17800
PCB Congeners	PCB-12/13	ng/kg	7	3	43%	10	25.6	20	18.5	7.9
PCB Congeners	PCB-120	ng/kg	7	7	100%	215	295	233	243	30.3
PCB Congeners	PCB-121	ng/kg	7	6	86%	19.6	25.6	22	22.1	1.99
PCB Congeners	PCB-122	ng/kg	7	6	86%	30.2	165	37.95	73.9	59.8
PCB Congeners	PCB-123	ng/kg	7	7	100%	481	1740	624	904	517
PCB Congeners	PCB-126	ng/kg	7	5	71%	49	140	63.7	86.8	45.4
PCB Congeners	PCB-127	ng/kg	7	7	100%	26.5	56.7	33.8	37.9	12.3
PCB Congeners	PCB-128/166	ng/kg	7	7	100%	3290	6240	4060	4480	1140
PCB Congeners	PCB-129/138/163	ng/kg	7	7	100%	31900	50200	37800	39200	7190
PCB Congeners	PCB-130	ng/kg	7	7	100%	1700	2800	2060	2170	441
PCB Congeners	PCB-131	ng/kg	7	7	100%	110	260	146	162	56.1
PCB Congeners	PCB-132	ng/kg	7	7	100%	4840	9010	5620	6130	1570
PCB Congeners	PCB-133	ng/kg	7	7	100%	634	944	685	747	121

Table 3-4
Statistical Summary of Detected Analytes - Atlantic Silverside (Whole Body)

Parameter Group	Analyte	Units	Number of Valid Results[1]	Number of Detects	Detection Frequency	Minimum Detect	Maximum Detect	Median Value	Mean of Detects	Standard Deviation
PCB Congeners	PCB-134	ng/kg	7	7	100%	692	1320	894	918	227
PCB Congeners	PCB-135/151	ng/kg	7	7	100%	7980	12800	8900	9810	1820
PCB Congeners	PCB-136	ng/kg	7	7	100%	1130	2290	1300	1510	436
PCB Congeners	PCB-137	ng/kg	7	7	100%	1280	2450	1620	1770	489
PCB Congeners	PCB-139/140	ng/kg	7	7	100%	432	739	588	577	116
PCB Congeners	PCB-141	ng/kg	7	7	100%	3320	6210	3570	4230	1230
PCB Congeners	PCB-142	ng/kg	6	1	14%	1.99	1.99	NA	NA	NA
PCB Congeners	PCB-143	ng/kg	7	3	43%	30.1	66	56.2	50.8	18.6
PCB Congeners	PCB-144	ng/kg	7	7	100%	949	1620	1120	1210	269
PCB Congeners	PCB-145	ng/kg	7	5	71%	4.36	11.5	5.4	7.58	3.55
PCB Congeners	PCB-146	ng/kg	5	5	71%	6000	7190	6230	6410	502
PCB Congeners	PCB-147/149	ng/kg	7	7	100%	16000	24100	18100	18900	3000
PCB Congeners	PCB-148	ng/kg	7	7	100%	103	138	112	116	12
PCB Congeners	PCB-15	ng/kg	7	4	57%	20.9	143	73.8	77.9	53.8
PCB Congeners	PCB-150	ng/kg	7	7	100%	69	143	90.1	96.2	25.9
PCB Congeners	PCB-152	ng/kg	7	7	100%	10.1	19.3	12.2	13.7	3.95
PCB Congeners	PCB-153/168	ng/kg	7	7	100%	35600	46500	38900	39700	3940
PCB Congeners	PCB-154	ng/kg	7	7	100%	825	1920	939	1180	474
PCB Congeners	PCB-155	ng/kg	7	7	100%	178	296	234	236	42.8
PCB Congeners	PCB-156/157	ng/kg	7	7	100%	2660	4960	2880	3440	959
PCB Congeners	PCB-158	ng/kg	7	7	100%	2400	4200	2910	3210	723
PCB Congeners	PCB-159	ng/kg	7	2	29%	7.48	11.3	9.39	9.39	2.7
PCB Congeners	PCB-16	ng/kg	7	7	100%	623	1210	765	844	243
PCB Congeners	PCB-160	ng/kg	7	2	29%	32.2	33.5	32.85	32.9	0.919
PCB Congeners	PCB-161	ng/kg	6	1	14%	6.85	6.85	NA	NA	NA
PCB Congeners	PCB-162	ng/kg	2	1	14%	226	226	NA	NA	NA
PCB Congeners	PCB-164	ng/kg	7	7	100%	1230	2070	1550	1630	313
PCB Congeners	PCB-165	ng/kg	5	5	71%	31.8	36.4	33.4	33.5	1.77
PCB Congeners	PCB-167	ng/kg	7	7	100%	1100	1870	1240	1390	303
PCB Congeners	PCB-17	ng/kg	7	7	100%	1220	3230	1700	1930	855
PCB Congeners	PCB-170	ng/kg	7	7	100%	3480	7560	4670	5130	1400
PCB Congeners	PCB-171/173	ng/kg	5	5	71%	1460	1870	1550	1640	168
PCB Congeners	PCB-172	ng/kg	7	7	100%	845	1530	1010	1100	232
PCB Congeners	PCB-174	ng/kg	5	5	71%	2840	3700	2920	3180	402
PCB Congeners	PCB-175	ng/kg	5	5	71%	269	367	321	325	37.5
PCB Congeners	PCB-176	ng/kg	7	7	100%	445	704	504	522	89.6
PCB Congeners	PCB-177	ng/kg	1	1	14%	2890	2890	NA	NA	NA
PCB Congeners	PCB-178	ng/kg	7	7	100%	1780	2760	2030	2130	313
PCB Congeners	PCB-179	ng/kg	7	7	100%	1660	2560	1750	1880	317
PCB Congeners	PCB-18/30	ng/kg	7	7	100%	1980	4960	2470	3020	1300
PCB Congeners	PCB-180/193	ng/kg	7	7	100%	10400	21300	14000	15000	3550
PCB Congeners	PCB-181	ng/kg	3	3	43%	59.9	69.1	68.2	65.7	5.07
PCB Congeners	PCB-182	ng/kg	5	5	71%	50.9	58.3	53.9	54.1	2.82
PCB Congeners	PCB-183/185	ng/kg	6	6	86%	4550	5490	4900	4970	322
PCB Congeners	PCB-184	ng/kg	7	7	100%	16.8	36	29.5	26.9	6.62
PCB Congeners	PCB-186	ng/kg	7	2	29%	1.7	1.74	1.72	1.72	0.0283
PCB Congeners	PCB-187	ng/kg	5	5	71%	11000	14300	13300	12900	1300
PCB Congeners	PCB-188	ng/kg	7	7	100%	51.6	176	56.8	85	49.6
PCB Congeners	PCB-189	ng/kg	7	7	100%	140	249	177	187	36.4
PCB Congeners	PCB-19	ng/kg	7	7	100%	245	659	338	409	185
PCB Congeners	PCB-190	ng/kg	7	7	100%	630	1690	1110	1150	340
PCB Congeners	PCB-191	ng/kg	7	7	100%	190	367	233	257	60.5
PCB Congeners	PCB-192	ng/kg	7	3	43%	1.91	4.48	2.21	2.87	1.41
PCB Congeners	PCB-194	ng/kg	7	7	100%	1540	2910	1980	2120	477
PCB Congeners	PCB-195	ng/kg	7	7	100%	505	960	708	741	153
PCB Congeners	PCB-196	ng/kg	7	7	100%	1150	1930	1440	1480	253
PCB Congeners	PCB-197/200	ng/kg	6	6	86%	315	357	322.5	330	16.8
PCB Congeners	PCB-198/199	ng/kg	7	7	100%	3150	4680	3790	3760	532
PCB Congeners	PCB-20/28	ng/kg	7	7	100%	7120	20600	8890	11400	5860
PCB Congeners	PCB-201	ng/kg	7	7	100%	433	603	522	525	69.7
PCB Congeners	PCB-202	ng/kg	7	7	100%	1300	1650	1370	1440	135
PCB Congeners	PCB-203	ng/kg	7	7	100%	2040	2910	2380	2440	343
PCB Congeners	PCB-204	ng/kg	7	2	29%	5.23	5.74	5.485	5.49	0.361
PCB Congeners	PCB-205	ng/kg	7	7	100%	77.2	129	106	107	18.8
PCB Congeners	PCB-206	ng/kg	7	7	100%	1420	2080	1520	1590	226
PCB Congeners	PCB-207	ng/kg	7	7	100%	120	262	186	192	53.2
PCB Congeners	PCB-208	ng/kg	7	7	100%	589	817	631	675	85.1
PCB Congeners	PCB-209	ng/kg	7	7	100%	567	791	730	702	71.8
PCB Congeners	PCB-21/33	ng/kg	7	7	100%	391	1250	628	726	349
PCB Congeners	PCB-22	ng/kg	7	7	100%	719	2340	1010	1320	701

Table 3-4
Statistical Summary of Detected Analytes - Atlantic Silverside (Whole Body)

Parameter Group	Analyte	Units	Number of Valid Results[1]	Number of Detects	Detection Frequency	Minimum Detect	Maximum Detect	Median Value	Mean of Detects	Standard Deviation
PCB Congeners	PCB-23	ng/kg	7	6	86%	2.24	5.57	3.15	3.71	1.48
PCB Congeners	PCB-24	ng/kg	7	3	43%	28.2	56.8	50.8	45.3	15.1
PCB Congeners	PCB-25	ng/kg	7	7	100%	448	1850	706	928	590
PCB Congeners	PCB-26/29	ng/kg	7	7	100%	1080	3650	1420	1920	1130
PCB Congeners	PCB-27	ng/kg	7	7	100%	299	906	390	528	269
PCB Congeners	PCB-3	ng/kg	7	1	14%	7.03	7.03	NA	NA	NA
PCB Congeners	PCB-31	ng/kg	7	7	100%	4500	14100	5930	7630	3910
PCB Congeners	PCB-32	ng/kg	7	7	100%	1060	3390	1390	1840	1010
PCB Congeners	PCB-34	ng/kg	7	7	100%	19.6	71.7	43	42.5	20.8
PCB Congeners	PCB-35	ng/kg	7	2	29%	5.02	5.14	5.08	5.08	0.0849
PCB Congeners	PCB-37	ng/kg	7	7	100%	78.5	337	131	152	93.8
PCB Congeners	PCB-38	ng/kg	7	7	100%	7.29	24.8	9.69	14.1	7.1
PCB Congeners	PCB-39	ng/kg	7	7	100%	16.5	66.2	24.1	33.5	19.8
PCB Congeners	PCB-4	ng/kg	7	7	100%	268	942	384	528	291
PCB Congeners	PCB-40/71	ng/kg	7	7	100%	2730	11900	3410	5330	3890
PCB Congeners	PCB-41	ng/kg	7	7	100%	243	1070	303	496	354
PCB Congeners	PCB-42	ng/kg	7	7	100%	3880	12500	4470	6530	3890
PCB Congeners	PCB-43	ng/kg	7	7	100%	439	1300	578	740	385
PCB Congeners	PCB-44/47/65	ng/kg	7	7	100%	16000	49100	18300	25800	14600
PCB Congeners	PCB-45	ng/kg	7	7	100%	605	3450	835	1380	1100
PCB Congeners	PCB-46	ng/kg	7	7	100%	152	641	219	294	195
PCB Congeners	PCB-48	ng/kg	7	7	100%	912	3530	1110	1770	1210
PCB Congeners	PCB-49/69	ng/kg	7	7	100%	13200	39200	16500	21900	11800
PCB Congeners	PCB-5	ng/kg	7	2	29%	3.86	4.25	4.055	4.06	0.276
PCB Congeners	PCB-50/53	ng/kg	7	7	100%	1240	4550	1730	2270	1330
PCB Congeners	PCB-51	ng/kg	7	7	100%	616	1700	901	1060	452
PCB Congeners	PCB-52	ng/kg	7	7	100%	18900	54100	22500	30600	15600
PCB Congeners	PCB-54	ng/kg	7	7	100%	42.3	89.6	53.5	59.6	18.7
PCB Congeners	PCB-55	ng/kg	7	4	57%	46.6	247	109.7	128	98.3
PCB Congeners	PCB-56	ng/kg	7	7	100%	1250	7390	1710	3000	2550
PCB Congeners	PCB-57	ng/kg	7	6	86%	57.3	150	71.05	89.8	38.8
PCB Congeners	PCB-58	ng/kg	7	7	100%	47	120	59	71.6	30.4
PCB Congeners	PCB-6	ng/kg	7	3	43%	51	426	386	288	206
PCB Congeners	PCB-60	ng/kg	7	7	100%	2210	13900	2330	5380	5060
PCB Congeners	PCB-61/70/74/76	ng/kg	7	7	100%	23600	85000	28900	44000	27500
PCB Congeners	PCB-62/75	ng/kg	7	7	100%	1390	5220	1650	2470	1620
PCB Congeners	PCB-63	ng/kg	7	7	100%	788	3020	946	1480	977
PCB Congeners	PCB-64	ng/kg	7	7	100%	6070	31400	7770	12800	10400
PCB Congeners	PCB-66	ng/kg	7	7	100%	17400	75100	20700	34500	25200
PCB Congeners	PCB-67	ng/kg	7	7	100%	171	647	206	314	205
PCB Congeners	PCB-68	ng/kg	7	7	100%	244	468	267	316	92.9
PCB Congeners	PCB-7	ng/kg	7	3	43%	5.12	17.5	15	12.5	6.55
PCB Congeners	PCB-72	ng/kg	7	7	100%	386	784	430	517	172
PCB Congeners	PCB-73	ng/kg	7	4	57%	55.2	125	77.4	83.8	30.2
PCB Congeners	PCB-77	ng/kg	5	5	71%	159	985	185	464	400
PCB Congeners	PCB-79	ng/kg	7	6	86%	148	452	214	255	123
PCB Congeners	PCB-8	ng/kg	7	5	71%	176	707	536	438	226
PCB Congeners	PCB-80	ng/kg	7	1	14%	1.5	1.5	NA	NA	NA
PCB Congeners	PCB-81	ng/kg	7	7	100%	24.5	157	32.1	63.2	56.8
PCB Congeners	PCB-82	ng/kg	7	7	100%	1530	6520	1790	2870	2060
PCB Congeners	PCB-83	ng/kg	7	7	100%	1180	3560	1250	1780	960
PCB Congeners	PCB-84	ng/kg	7	7	100%	1720	6620	1890	2950	1930
PCB Congeners	PCB-85/116/117	ng/kg	7	7	100%	5250	19100	6520	9160	5540
PCB Congeners	PCB-86/87/97/109/119/125	ng/kg	7	7	100%	12700	42100	16700	21500	11600
PCB Congeners	PCB-88	ng/kg	7	3	43%	25.1	3170	45.7	1080	1810
PCB Congeners	PCB-89	ng/kg	7	7	100%	81.9	518	105	199	177
PCB Congeners	PCB-9	ng/kg	7	3	43%	10.8	35.5	28.8	25	12.8
PCB Congeners	PCB-90/101/113	ng/kg	7	7	100%	27000	74000	38000	43000	17300
PCB Congeners	PCB-91	ng/kg	7	7	100%	3370	11200	3880	5500	3090
PCB Congeners	PCB-92	ng/kg	7	7	100%	5000	13000	6550	7760	3030
PCB Congeners	PCB-93/100	ng/kg	7	7	100%	673	1200	913	921	177
PCB Congeners	PCB-94	ng/kg	7	6	86%	105	291	122.5	165	79
PCB Congeners	PCB-95	ng/kg	4	4	57%	11900	29300	14250	17400	8000
PCB Congeners	PCB-96	ng/kg	7	7	100%	58.5	281	69.2	116	87.5
PCB Congeners	PCB-98/102	ng/kg	7	7	100%	178	937	193	372	307
PCB Congeners	PCB-99	ng/kg	7	7	100%	18700	52600	24000	29700	12800
PCB Congeners	Total PCB Congeners (209)	ng/kg	7	7	100%	483000	1150000	544000	684000	278000
Pesticides	2,4'-DDD	pg/g	7	7	100%	1250	5490	1440	2370	1650
Pesticides	2,4'-DDE	pg/g	7	7	100%	3630	20600	4660	9500	6890
Pesticides	2,4'-DDT	pg/g	7	7	100%	33.3	196	72.2	92.3	64.6

Table 3-4
Statistical Summary of Detected Analytes - Atlantic Silverside (Whole Body)

Parameter Group	Analyte	Units	Number of Valid Results[1]	Number of Detects	Detection Frequency	Minimum Detect	Maximum Detect	Median Value	Mean of Detects	Standard Deviation
Pesticides	4,4'-DDD	pg/g	7	7	100%	11700	50200	15200	24400	15400
Pesticides	4,4'-DDE	pg/g	7	7	100%	55300	177000	74600	108000	52600
Pesticides	4,4'-DDT	pg/g	7	7	100%	898	5990	2290	2690	1790
Pesticides	Aldrin	pg/g	7	1	14%	2.9	2.9	NA	NA	NA
Pesticides	Alpha BHC	pg/g	7	6	86%	13.8	25.9	17.95	19.2	5.48
Pesticides	Beta BHC	pg/g	7	5	71%	14.9	27.7	17.5	19.3	5.35
Pesticides	Cis-Chlordane	pg/g	7	7	100%	1510	3910	2120	2390	847
Pesticides	Cis-Nonachlor	pg/g	7	7	100%	2040	4640	2750	2940	876
Pesticides	Dieldrin	pg/g	7	7	100%	1310	2780	1880	2000	487
Pesticides	Endosulfan Sulfate	pg/g	7	1	14%	39	39	NA	NA	NA
Pesticides	Endrin Ketone	pg/g	6	1	14%	50.1	50.1	NA	NA	NA
Pesticides	Gamma BHC (Lindane)	pg/g	7	7	100%	6.45	15.8	9.18	10.1	3.1
Pesticides	Heptachlor	pg/g	7	4	57%	6.52	12.1	8.465	8.89	2.63
Pesticides	Heptachlor Epoxide	pg/g	7	7	100%	186	519	234	288	119
Pesticides	Hexachlorobenzene	pg/g	7	7	100%	292	752	418	455	161
Pesticides	Mirex	pg/g	7	7	100%	51.7	140	77.1	88	27.7
Pesticides	Oxychlordane	pg/g	7	7	100%	1060	2580	1460	1600	481
Pesticides	Trans-Chlordane	pg/g	7	7	100%	452	911	660	671	183
Pesticides	Trans-Heptachlor Epoxide	pg/g	7	7	100%	437	1290	649	723	280
Pesticides	Trans-Nonachlor	pg/g	7	7	100%	5270	12200	6670	7480	2350
Pesticides	Total Alpha + Gamma Chlordane	pg/g	7	7	100%	1960	4820	2780	3060	1020
Pesticides	Total DDT (2,4)	pg/g	7	7	100%	5170	26300	5950	12000	8480
Pesticides	Total DDT (4,4)	pg/g	7	7	100%	68400	232000	92100	135000	68600
Pesticides	Total DDT (2,4 & 4,4)	pg/g	7	7	100%	74300	258000	97300	147000	76600
Physical Parameters	Moisture (Water) Content	%	7	7	100%	293	353	307	316	20.5
Physical Parameters	Percent Moisture	%	7	7	100%	74.6	77.9	75.5	75.9	1.12
Semivolatiles	Acenaphthene	ug/kg	7	1	14%	4	4	NA	NA	NA
Semivolatiles	Benzaldehyde	ug/kg	7	1	14%	880	880	NA	NA	NA
Semivolatiles	Benzo(a)Anthracene	ug/kg	7	1	14%	2.9	2.9	NA	NA	NA
Semivolatiles	Benzo(a)Pyrene	ug/kg	7	1	14%	3.6	3.6	NA	NA	NA
Semivolatiles	Benzo(b)Fluoranthene	ug/kg	7	1	14%	2.6	2.6	NA	NA	NA
Semivolatiles	Benzo(g,h,i)Perylene	ug/kg	7	1	14%	3.5	3.5	NA	NA	NA
Semivolatiles	Benzo(j)+(k)Fluoranthene	ug/kg	7	1	14%	3.8	3.8	NA	NA	NA
Semivolatiles	Chrysene	ug/kg	7	1	14%	3.2	3.2	NA	NA	NA
Semivolatiles	Fluoranthene	ug/kg	7	1	14%	3.1	3.1	NA	NA	NA
Semivolatiles	Perylene	ug/kg	7	1	14%	4.2	4.2	NA	NA	NA
Semivolatiles	Pyrene	ug/kg	7	2	29%	2.8	2.9	2.85	2.85	0.0707
Semivolatiles	Total HMW PAHs	ug/kg	7	3	43%	2.9	19.6	5.9	9.47	8.9
Semivolatiles	Total LMW PAHs	ug/kg	7	1	14%	4	4	NA	NA	NA
Semivolatiles	Total PAHs	ug/kg	7	4	57%	2.9	19.6	4.95	8.1	7.77

Footnotes:
[1]Valid results are results that were found to be valid as a result of data validation. Only valid data are used in statistical analyses. Additional details regarding rejected data are provided in Appendix E of this report.

Notes:
1. Only detected values were included in the calculation of Totals.
2. Non-detect ("U" qualified) data were excluded from the statistical analysis.

DDD = dichlorodiphenyldichloroethane
DDE = dichlorodiphenyldichloroethylene
DDT = dichlorodiphenyltrichloroethane
HMW = high molecular weight
LMW = low molecular weight
PAH = polycyclic aromatic hydrocarbon
PCB = polychlorinated biphenyl
NA = not applicable

% = percent
mg/kg = milligrams per kilogram
ng/g = nanograms per gram
ng/kg = nanograms per kilogram
pg/g = picograms per gram
ppb = parts per billion
ug/kg = micrograms per kilogram

Table 3-5
Statistical Summary of Detected Analytes by Zone - Atlantic Silverside (Whole Body)

Parameter Group	Analyte	Units	Number of Valid Results[1]	Number of Detects	Detection Frequency	Minimum Detect	Maximum Detect	Median Value	Mean of Detects	Standard Deviation
NORTH ZONE										
Aroclor PCBs	Aroclor 1254	ug/kg	1	1	100%	270	270	NA	NA	NA
Aroclor PCBs	Aroclor 1262	ug/kg	1	1	100%	62	62	NA	NA	NA
Aroclor PCBs	Total Aroclor PCBs (Sum of 7 Aroclors)	ug/kg	1	1	100%	270	270	NA	NA	NA
Aroclor PCBs	Total Aroclor PCBs (Sum of 9 Aroclors)	ug/kg	1	1	100%	332	332	NA	NA	NA
Butyltins	Tributyltin	ug/kg	1	1	100%	1.8	1.8	NA	NA	NA
Dioxins/Furans	1,2,3,4,6,7,8-HpCDD	ng/kg	1	1	100%	0.0857	0.0857	NA	NA	NA
Dioxins/Furans	1,2,3,4,6,7,8-HpCDF	ng/kg	1	1	100%	0.119	0.119	NA	NA	NA
Dioxins/Furans	1,2,3,4,7,8,9-HpCDF	ng/kg	1	1	100%	0.0808	0.0808	NA	NA	NA
Dioxins/Furans	1,2,3,4,7,8-HxCDF	ng/kg	1	1	100%	0.158	0.158	NA	NA	NA
Dioxins/Furans	1,2,3,6,7,8-HxCDD	ng/kg	1	1	100%	0.0353	0.0353	NA	NA	NA
Dioxins/Furans	1,2,3,6,7,8-HxCDF	ng/kg	1	1	100%	0.529	0.529	NA	NA	NA
Dioxins/Furans	1,2,3,7,8,9-HxCDF	ng/kg	1	1	100%	0.0561	0.0561	NA	NA	NA
Dioxins/Furans	1,2,3,7,8-PCDD	ng/kg	1	1	100%	0.206	0.206	NA	NA	NA
Dioxins/Furans	1,2,3,7,8-PCDF	ng/kg	1	1	100%	0.947	0.947	NA	NA	NA
Dioxins/Furans	2,3,4,6,7,8-HxCDF	ng/kg	1	1	100%	0.0449	0.0449	NA	NA	NA
Dioxins/Furans	2,3,4,7,8-PCDF	ng/kg	1	1	100%	1.06	1.06	NA	NA	NA
Dioxins/Furans	2,3,7,8-TCDD	ng/kg	1	1	100%	14.5	14.5	NA	NA	NA
Dioxins/Furans	2,3,7,8-TCDF	ng/kg	1	1	100%	4.45	4.45	NA	NA	NA
Dioxins/Furans	OCDD	ng/kg	1	1	100%	0.818	0.818	NA	NA	NA
Dioxins/Furans	OCDF	ng/kg	1	1	100%	0.163	0.163	NA	NA	NA
Dioxins/Furans	Percent Lipids	%	1	1	100%	1.4	1.4	NA	NA	NA
Metals	Aluminum	mg/kg	1	1	100%	12.6	12.6	NA	NA	NA
Metals	Arsenic	mg/kg	1	1	100%	0.423	0.423	NA	NA	NA
Metals	Barium	mg/kg	1	1	100%	0.55	0.55	NA	NA	NA
Metals	Calcium	mg/kg	1	1	100%	11600	11600	NA	NA	NA
Metals	Copper	mg/kg	1	1	100%	0.781	0.781	NA	NA	NA
Metals	Iron	mg/kg	1	1	100%	30.9	30.9	NA	NA	NA
Metals	Lead	mg/kg	1	1	100%	0.124	0.124	NA	NA	NA
Metals	Magnesium	mg/kg	1	1	100%	546	546	NA	NA	NA
Metals	Manganese	mg/kg	1	1	100%	2.56	2.56	NA	NA	NA
Metals	Mercury	ng/g	1	1	100%	71.7	71.7	NA	NA	NA
Metals	Methyl Mercury	ng/g	1	1	100%	110	110	NA	NA	NA
Metals	Potassium	mg/kg	1	1	100%	3390	3390	NA	NA	NA
Metals	Selenium	mg/kg	1	1	100%	0.49	0.49	NA	NA	NA
Metals	Sodium	mg/kg	1	1	100%	1510	1510	NA	NA	NA
Metals	Titanium	mg/kg	1	1	100%	0.448	0.448	NA	NA	NA
Metals	Vanadium	mg/kg	1	1	100%	0.0844	0.0844	NA	NA	NA
Metals	Zinc	mg/kg	1	1	100%	37.7	37.7	NA	NA	NA
PCB Congeners	PCB-10	ng/kg	1	1	100%	41.8	41.8	NA	NA	NA
PCB Congeners	PCB-103	ng/kg	1	1	100%	500	500	NA	NA	NA
PCB Congeners	PCB-104	ng/kg	1	1	100%	38.1	38.1	NA	NA	NA
PCB Congeners	PCB-105	ng/kg	1	1	100%	7660	7660	NA	NA	NA
PCB Congeners	PCB-107	ng/kg	1	1	100%	2420	2420	NA	NA	NA
PCB Congeners	PCB-108/124	ng/kg	1	1	100%	682	682	NA	NA	NA
PCB Congeners	PCB-110/115	ng/kg	1	1	100%	24700	24700	NA	NA	NA
PCB Congeners	PCB-111	ng/kg	1	1	100%	46.4	46.4	NA	NA	NA
PCB Congeners	PCB-114	ng/kg	1	1	100%	597	597	NA	NA	NA
PCB Congeners	PCB-118	ng/kg	1	1	100%	29700	29700	NA	NA	NA
PCB Congeners	PCB-120	ng/kg	1	1	100%	220	220	NA	NA	NA
PCB Congeners	PCB-121	ng/kg	1	1	100%	25.6	25.6	NA	NA	NA
PCB Congeners	PCB-122	ng/kg	1	1	100%	30.2	30.2	NA	NA	NA
PCB Congeners	PCB-123	ng/kg	1	1	100%	537	537	NA	NA	NA
PCB Congeners	PCB-126	ng/kg	1	1	100%	49.2	49.2	NA	NA	NA
PCB Congeners	PCB-127	ng/kg	1	1	100%	27	27	NA	NA	NA
PCB Congeners	PCB-128/166	ng/kg	1	1	100%	3290	3290	NA	NA	NA
PCB Congeners	PCB-129/138/163	ng/kg	1	1	100%	31900	31900	NA	NA	NA
PCB Congeners	PCB-130	ng/kg	1	1	100%	1700	1700	NA	NA	NA
PCB Congeners	PCB-131	ng/kg	1	1	100%	110	110	NA	NA	NA
PCB Congeners	PCB-132	ng/kg	1	1	100%	4840	4840	NA	NA	NA
PCB Congeners	PCB-133	ng/kg	1	1	100%	652	652	NA	NA	NA
PCB Congeners	PCB-134	ng/kg	1	1	100%	692	692	NA	NA	NA
PCB Congeners	PCB-135/151	ng/kg	1	1	100%	8460	8460	NA	NA	NA
PCB Congeners	PCB-136	ng/kg	1	1	100%	1170	1170	NA	NA	NA
PCB Congeners	PCB-137	ng/kg	1	1	100%	1280	1280	NA	NA	NA
PCB Congeners	PCB-139/140	ng/kg	1	1	100%	432	432	NA	NA	NA

Table 3-5
Statistical Summary of Detected Analytes by Zone - Atlantic Silverside (Whole Body)

Parameter Group	Analyte	Units	Number of Valid Results[1]	Number of Detects	Detection Frequency	Minimum Detect	Maximum Detect	Median Value	Mean of Detects	Standard Deviation
PCB Congeners	PCB-141	ng/kg	1	1	100%	3320	3320	NA	NA	NA
PCB Congeners	PCB-144	ng/kg	1	1	100%	967	967	NA	NA	NA
PCB Congeners	PCB-145	ng/kg	1	1	100%	5.4	5.4	NA	NA	NA
PCB Congeners	PCB-147/149	ng/kg	1	1	100%	16000	16000	NA	NA	NA
PCB Congeners	PCB-148	ng/kg	1	1	100%	110	110	NA	NA	NA
PCB Congeners	PCB-150	ng/kg	1	1	100%	82.4	82.4	NA	NA	NA
PCB Congeners	PCB-152	ng/kg	1	1	100%	12.2	12.2	NA	NA	NA
PCB Congeners	PCB-153/168	ng/kg	1	1	100%	35700	35700	NA	NA	NA
PCB Congeners	PCB-154	ng/kg	1	1	100%	939	939	NA	NA	NA
PCB Congeners	PCB-155	ng/kg	1	1	100%	277	277	NA	NA	NA
PCB Congeners	PCB-156/157	ng/kg	1	1	100%	2660	2660	NA	NA	NA
PCB Congeners	PCB-158	ng/kg	1	1	100%	2400	2400	NA	NA	NA
PCB Congeners	PCB-16	ng/kg	1	1	100%	927	927	NA	NA	NA
PCB Congeners	PCB-162	ng/kg	1	1	100%	226	226	NA	NA	NA
PCB Congeners	PCB-164	ng/kg	1	1	100%	1230	1230	NA	NA	NA
PCB Congeners	PCB-167	ng/kg	1	1	100%	1100	1100	NA	NA	NA
PCB Congeners	PCB-17	ng/kg	1	1	100%	1700	1700	NA	NA	NA
PCB Congeners	PCB-170	ng/kg	1	1	100%	4670	4670	NA	NA	NA
PCB Congeners	PCB-172	ng/kg	1	1	100%	1010	1010	NA	NA	NA
PCB Congeners	PCB-176	ng/kg	1	1	100%	445	445	NA	NA	NA
PCB Congeners	PCB-178	ng/kg	1	1	100%	1970	1970	NA	NA	NA
PCB Congeners	PCB-179	ng/kg	1	1	100%	1660	1660	NA	NA	NA
PCB Congeners	PCB-18/30	ng/kg	1	1	100%	2910	2910	NA	NA	NA
PCB Congeners	PCB-180/193	ng/kg	1	1	100%	14000	14000	NA	NA	NA
PCB Congeners	PCB-183/185	ng/kg	1	1	100%	4550	4550	NA	NA	NA
PCB Congeners	PCB-184	ng/kg	1	1	100%	30	30	NA	NA	NA
PCB Congeners	PCB-188	ng/kg	1	1	100%	54.8	54.8	NA	NA	NA
PCB Congeners	PCB-189	ng/kg	1	1	100%	177	177	NA	NA	NA
PCB Congeners	PCB-19	ng/kg	1	1	100%	338	338	NA	NA	NA
PCB Congeners	PCB-190	ng/kg	1	1	100%	1110	1110	NA	NA	NA
PCB Congeners	PCB-191	ng/kg	1	1	100%	229	229	NA	NA	NA
PCB Congeners	PCB-192	ng/kg	1	1	100%	4.48	4.48	NA	NA	NA
PCB Congeners	PCB-194	ng/kg	1	1	100%	1980	1980	NA	NA	NA
PCB Congeners	PCB-195	ng/kg	1	1	100%	708	708	NA	NA	NA
PCB Congeners	PCB-196	ng/kg	1	1	100%	1290	1290	NA	NA	NA
PCB Congeners	PCB-198/199	ng/kg	1	1	100%	3290	3290	NA	NA	NA
PCB Congeners	PCB-20/28	ng/kg	1	1	100%	9440	9440	NA	NA	NA
PCB Congeners	PCB-201	ng/kg	1	1	100%	467	467	NA	NA	NA
PCB Congeners	PCB-202	ng/kg	1	1	100%	1300	1300	NA	NA	NA
PCB Congeners	PCB-203	ng/kg	1	1	100%	2230	2230	NA	NA	NA
PCB Congeners	PCB-204	ng/kg	1	1	100%	5.23	5.23	NA	NA	NA
PCB Congeners	PCB-205	ng/kg	1	1	100%	106	106	NA	NA	NA
PCB Congeners	PCB-206	ng/kg	1	1	100%	1520	1520	NA	NA	NA
PCB Congeners	PCB-207	ng/kg	1	1	100%	193	193	NA	NA	NA
PCB Congeners	PCB-208	ng/kg	1	1	100%	615	615	NA	NA	NA
PCB Congeners	PCB-209	ng/kg	1	1	100%	680	680	NA	NA	NA
PCB Congeners	PCB-21/33	ng/kg	1	1	100%	628	628	NA	NA	NA
PCB Congeners	PCB-22	ng/kg	1	1	100%	1040	1040	NA	NA	NA
PCB Congeners	PCB-23	ng/kg	1	1	100%	3.12	3.12	NA	NA	NA
PCB Congeners	PCB-25	ng/kg	1	1	100%	736	736	NA	NA	NA
PCB Congeners	PCB-26/29	ng/kg	1	1	100%	1430	1430	NA	NA	NA
PCB Congeners	PCB-27	ng/kg	1	1	100%	390	390	NA	NA	NA
PCB Congeners	PCB-31	ng/kg	1	1	100%	6040	6040	NA	NA	NA
PCB Congeners	PCB-32	ng/kg	1	1	100%	1390	1390	NA	NA	NA
PCB Congeners	PCB-34	ng/kg	1	1	100%	43	43	NA	NA	NA
PCB Congeners	PCB-37	ng/kg	1	1	100%	90.1	90.1	NA	NA	NA
PCB Congeners	PCB-38	ng/kg	1	1	100%	9.69	9.69	NA	NA	NA
PCB Congeners	PCB-39	ng/kg	1	1	100%	19.8	19.8	NA	NA	NA
PCB Congeners	PCB-4	ng/kg	1	1	100%	384	384	NA	NA	NA
PCB Congeners	PCB-40/71	ng/kg	1	1	100%	3410	3410	NA	NA	NA
PCB Congeners	PCB-41	ng/kg	1	1	100%	266	266	NA	NA	NA
PCB Congeners	PCB-42	ng/kg	1	1	100%	4770	4770	NA	NA	NA
PCB Congeners	PCB-43	ng/kg	1	1	100%	578	578	NA	NA	NA
PCB Congeners	PCB-44/47/65	ng/kg	1	1	100%	19400	19400	NA	NA	NA
PCB Congeners	PCB-45	ng/kg	1	1	100%	905	905	NA	NA	NA
PCB Congeners	PCB-46	ng/kg	1	1	100%	223	223	NA	NA	NA

Table 3-5
Statistical Summary of Detected Analytes by Zone - Atlantic Silverside (Whole Body)

Parameter Group	Analyte	Units	Number of Valid Results[1]	Number of Detects	Detection Frequency	Minimum Detect	Maximum Detect	Median Value	Mean of Detects	Standard Deviation
PCB Congeners	PCB-48	ng/kg	1	1	100%	1110	1110	NA	NA	NA
PCB Congeners	PCB-49/69	ng/kg	1	1	100%	16800	16800	NA	NA	NA
PCB Congeners	PCB-50/53	ng/kg	1	1	100%	1790	1790	NA	NA	NA
PCB Congeners	PCB-51	ng/kg	1	1	100%	1030	1030	NA	NA	NA
PCB Congeners	PCB-52	ng/kg	1	1	100%	23300	23300	NA	NA	NA
PCB Congeners	PCB-54	ng/kg	1	1	100%	66.7	66.7	NA	NA	NA
PCB Congeners	PCB-56	ng/kg	1	1	100%	1710	1710	NA	NA	NA
PCB Congeners	PCB-57	ng/kg	1	1	100%	68.9	68.9	NA	NA	NA
PCB Congeners	PCB-58	ng/kg	1	1	100%	53.7	53.7	NA	NA	NA
PCB Congeners	PCB-60	ng/kg	1	1	100%	2310	2310	NA	NA	NA
PCB Congeners	PCB-61/70/74/76	ng/kg	1	1	100%	28900	28900	NA	NA	NA
PCB Congeners	PCB-62/75	ng/kg	1	1	100%	1670	1670	NA	NA	NA
PCB Congeners	PCB-63	ng/kg	1	1	100%	946	946	NA	NA	NA
PCB Congeners	PCB-64	ng/kg	1	1	100%	7770	7770	NA	NA	NA
PCB Congeners	PCB-66	ng/kg	1	1	100%	20700	20700	NA	NA	NA
PCB Congeners	PCB-67	ng/kg	1	1	100%	206	206	NA	NA	NA
PCB Congeners	PCB-68	ng/kg	1	1	100%	279	279	NA	NA	NA
PCB Congeners	PCB-72	ng/kg	1	1	100%	430	430	NA	NA	NA
PCB Congeners	PCB-79	ng/kg	1	1	100%	151	151	NA	NA	NA
PCB Congeners	PCB-8	ng/kg	1	1	100%	230	230	NA	NA	NA
PCB Congeners	PCB-81	ng/kg	1	1	100%	30.5	30.5	NA	NA	NA
PCB Congeners	PCB-82	ng/kg	1	1	100%	1530	1530	NA	NA	NA
PCB Congeners	PCB-83	ng/kg	1	1	100%	1180	1180	NA	NA	NA
PCB Congeners	PCB-84	ng/kg	1	1	100%	1880	1880	NA	NA	NA
PCB Congeners	PCB-85/116/117	ng/kg	1	1	100%	5450	5450	NA	NA	NA
PCB Congeners	PCB-86/87/97/109/119/125	ng/kg	1	1	100%	13100	13100	NA	NA	NA
PCB Congeners	PCB-89	ng/kg	1	1	100%	105	105	NA	NA	NA
PCB Congeners	PCB-90/101/113	ng/kg	1	1	100%	29700	29700	NA	NA	NA
PCB Congeners	PCB-91	ng/kg	1	1	100%	3880	3880	NA	NA	NA
PCB Congeners	PCB-92	ng/kg	1	1	100%	5560	5560	NA	NA	NA
PCB Congeners	PCB-93/100	ng/kg	1	1	100%	916	916	NA	NA	NA
PCB Congeners	PCB-94	ng/kg	1	1	100%	131	131	NA	NA	NA
PCB Congeners	PCB-96	ng/kg	1	1	100%	77.7	77.7	NA	NA	NA
PCB Congeners	PCB-98/102	ng/kg	1	1	100%	192	192	NA	NA	NA
PCB Congeners	PCB-99	ng/kg	1	1	100%	21100	21100	NA	NA	NA
PCB Congeners	Total PCB Congeners (209)	ng/kg	1	1	100%	483000	483000	NA	NA	NA
Pesticides	2,4'-DDD	pg/g	1	1	100%	1310	1310	NA	NA	NA
Pesticides	2,4'-DDE	pg/g	1	1	100%	4180	4180	NA	NA	NA
Pesticides	2,4'-DDT	pg/g	1	1	100%	42.7	42.7	NA	NA	NA
Pesticides	4,4'-DDD	pg/g	1	1	100%	11700	11700	NA	NA	NA
Pesticides	4,4'-DDE	pg/g	1	1	100%	70200	70200	NA	NA	NA
Pesticides	4,4'-DDT	pg/g	1	1	100%	1430	1430	NA	NA	NA
Pesticides	Alpha BHC	pg/g	1	1	100%	13.8	13.8	NA	NA	NA
Pesticides	Beta BHC	pg/g	1	1	100%	15.2	15.2	NA	NA	NA
Pesticides	Cis-Chlordane	pg/g	1	1	100%	2120	2120	NA	NA	NA
Pesticides	Cis-Nonachlor	pg/g	1	1	100%	2750	2750	NA	NA	NA
Pesticides	Dieldrin	pg/g	1	1	100%	1880	1880	NA	NA	NA
Pesticides	Gamma BHC (Lindane)	pg/g	1	1	100%	7.66	7.66	NA	NA	NA
Pesticides	Heptachlor	pg/g	1	1	100%	6.52	6.52	NA	NA	NA
Pesticides	Heptachlor Epoxide	pg/g	1	1	100%	234	234	NA	NA	NA
Pesticides	Hexachlorobenzene	pg/g	1	1	100%	345	345	NA	NA	NA
Pesticides	Mirex	pg/g	1	1	100%	76.9	76.9	NA	NA	NA
Pesticides	Oxychlordane	pg/g	1	1	100%	1460	1460	NA	NA	NA
Pesticides	Trans-Chlordane	pg/g	1	1	100%	660	660	NA	NA	NA
Pesticides	Trans-Heptachlor Epoxide	pg/g	1	1	100%	644	644	NA	NA	NA
Pesticides	Trans-Nonachlor	pg/g	1	1	100%	6670	6670	NA	NA	NA
Pesticides	Total Alpha + Gamma Chlordane	pg/g	1	1	100%	2780	2780	NA	NA	NA
Pesticides	Total DDT (2,4)	pg/g	1	1	100%	5530	5530	NA	NA	NA
Pesticides	Total DDT (4,4)	pg/g	1	1	100%	83300	83300	NA	NA	NA
Pesticides	Total DDT (2,4 & 4,4)	pg/g	1	1	100%	88900	88900	NA	NA	NA
Physical Parameters	Moisture (Water) Content	%	1	1	100%	333	333	NA	NA	NA
Physical Parameters	Percent Moisture	%	1	1	100%	76.9	76.9	NA	NA	NA
Semivolatiles	Acenaphthene	ug/kg	1	1	100%	4	4	NA	NA	NA
Semivolatiles	Total LMW PAHs	ug/kg	1	1	100%	4	4	NA	NA	NA
Semivolatiles	Total PAHs	ug/kg	1	1	100%	4	4	NA	NA	NA

Table 3-5
Statistical Summary of Detected Analytes by Zone - Atlantic Silverside (Whole Body)

Parameter Group	Analyte	Units	Number of Valid Results[1]	Number of Detects	Detection Frequency	Minimum Detect	Maximum Detect	Median Value	Mean of Detects	Standard Deviation
CENTRAL ZONE										
Aroclor PCBs	Aroclor 1254	ug/kg	3	2	67%	160	360	260	260	141
Aroclor PCBs	Aroclor 1262	ug/kg	3	1	33%	27	27	NA	NA	NA
Aroclor PCBs	Total Aroclor PCBs (Sum of 7 Aroclors)	ug/kg	3	2	67%	160	360	260	260	141
Aroclor PCBs	Total Aroclor PCBs (Sum of 9 Aroclors)	ug/kg	3	2	67%	187	360	273.5	274	122
Butyltins	Tributyltin	ug/kg	3	2	67%	1.6	1.8	1.7	1.7	0.141
Dioxins/Furans	1,2,3,4,6,7,8-HpCDD	ng/kg	3	3	100%	0.276	0.309	0.295	0.293	0.0166
Dioxins/Furans	1,2,3,4,6,7,8-HpCDF	ng/kg	3	3	100%	0.884	1.13	1.05	1.02	0.125
Dioxins/Furans	1,2,3,4,7,8,9-HpCDF	ng/kg	3	3	100%	0.0564	0.141	0.0909	0.0961	0.0425
Dioxins/Furans	1,2,3,4,7,8-HxCDD	ng/kg	3	1	33%	0.0415	0.0415	NA	NA	NA
Dioxins/Furans	1,2,3,4,7,8-HxCDF	ng/kg	3	3	100%	0.0833	0.128	0.107	0.106	0.0224
Dioxins/Furans	1,2,3,6,7,8-HxCDD	ng/kg	3	3	100%	0.0379	0.0526	0.045	0.0452	0.00735
Dioxins/Furans	1,2,3,6,7,8-HxCDF	ng/kg	3	3	100%	0.337	0.416	0.358	0.37	0.0409
Dioxins/Furans	1,2,3,7,8,9-HxCDD	ng/kg	3	2	67%	0.0391	0.047	0.04305	0.0431	0.00559
Dioxins/Furans	1,2,3,7,8,9-HxCDF	ng/kg	3	3	100%	0.0418	0.0703	0.0488	0.0536	0.0149
Dioxins/Furans	1,2,3,7,8-PCDD	ng/kg	3	2	67%	0.132	0.537	0.3345	0.335	0.286
Dioxins/Furans	1,2,3,7,8-PCDF	ng/kg	3	3	100%	0.247	0.766	0.599	0.537	0.265
Dioxins/Furans	2,3,4,6,7,8-HxCDF	ng/kg	3	3	100%	0.0367	0.0996	0.0503	0.0622	0.0331
Dioxins/Furans	2,3,4,7,8-PCDF	ng/kg	3	3	100%	0.621	0.723	0.702	0.682	0.0539
Dioxins/Furans	2,3,7,8-TCDD	ng/kg	3	3	100%	6.37	8	7.16	7.18	0.815
Dioxins/Furans	2,3,7,8-TCDF	ng/kg	3	3	100%	3.37	4.46	3.81	3.88	0.548
Dioxins/Furans	OCDD	ng/kg	3	3	100%	1.82	2.52	2.52	2.29	0.404
Dioxins/Furans	OCDF	ng/kg	3	3	100%	0.366	0.393	0.372	0.377	0.0142
Dioxins/Furans	Percent Lipids	%	3	3	100%	1.2	1.7	1.3	1.4	0.265
Metals	Aluminum	mg/kg	3	2	67%	6	25.7	15.85	15.9	13.9
Metals	Arsenic	mg/kg	3	3	100%	0.33	0.668	0.447	0.482	0.172
Metals	Barium	mg/kg	3	3	100%	0.445	0.655	0.549	0.55	0.105
Metals	Calcium	mg/kg	3	3	100%	9410	12100	9610	10400	1500
Metals	Chromium	mg/kg	3	2	67%	0.206	0.297	0.2515	0.252	0.0643
Metals	Cobalt	mg/kg	3	2	67%	0.0395	0.0433	0.0414	0.0414	0.00269
Metals	Copper	mg/kg	3	2	67%	0.804	1.03	0.917	0.917	0.16
Metals	Iron	mg/kg	3	3	100%	25.5	75.9	60.3	53.9	25.8
Metals	Lead	mg/kg	3	3	100%	0.154	0.399	0.279	0.277	0.123
Metals	Magnesium	mg/kg	3	3	100%	509	682	648	613	91.7
Metals	Manganese	mg/kg	3	3	100%	3.72	6	4.86	4.86	1.14
Metals	Mercury	ng/g	3	3	100%	68.3	85.1	69	74.1	9.5
Metals	Methyl Mercury	ng/g	3	3	100%	62.7	176	145	128	58.6
Metals	Potassium	mg/kg	3	3	100%	3140	3660	3380	3390	260
Metals	Selenium	mg/kg	3	3	100%	0.413	0.528	0.449	0.463	0.0588
Metals	Silver	mg/kg	3	1	33%	0.0216	0.0216	NA	NA	NA
Metals	Sodium	mg/kg	3	3	100%	1330	1940	1700	1660	307
Metals	Titanium	mg/kg	3	3	100%	0.426	1.82	1.17	1.14	0.698
Metals	Vanadium	mg/kg	3	3	100%	0.0628	0.0907	0.0837	0.0791	0.0145
Metals	Zinc	mg/kg	3	3	100%	34.9	39.3	37.4	37.2	2.21
PCB Congeners	PCB-1	ng/kg	3	1	33%	16.5	16.5	NA	NA	NA
PCB Congeners	PCB-10	ng/kg	3	3	100%	30.5	36.5	31.1	32.7	3.3
PCB Congeners	PCB-103	ng/kg	3	3	100%	442	515	508	488	40.3
PCB Congeners	PCB-104	ng/kg	3	3	100%	26.7	29.7	28.7	28.4	1.53
PCB Congeners	PCB-105	ng/kg	3	3	100%	7560	10600	9270	9140	1520
PCB Congeners	PCB-107	ng/kg	3	3	100%	2260	2930	2450	2550	345
PCB Congeners	PCB-108/124	ng/kg	3	3	100%	730	970	872	857	121
PCB Congeners	PCB-11	ng/kg	3	1	33%	58.5	58.5	NA	NA	NA
PCB Congeners	PCB-110/115	ng/kg	3	3	100%	23800	31400	29300	28200	3920
PCB Congeners	PCB-111	ng/kg	3	3	100%	40.8	46.2	45.5	44.2	2.94
PCB Congeners	PCB-112	ng/kg	3	1	33%	63.7	63.7	NA	NA	NA
PCB Congeners	PCB-114	ng/kg	3	3	100%	545	782	670	666	119
PCB Congeners	PCB-118	ng/kg	3	3	100%	26300	41200	35000	34200	7480
PCB Congeners	PCB-12/13	ng/kg	3	1	33%	10	10	NA	NA	NA
PCB Congeners	PCB-120	ng/kg	3	3	100%	215	247	233	232	16
PCB Congeners	PCB-121	ng/kg	3	3	100%	19.6	22	22	21.2	1.39
PCB Congeners	PCB-122	ng/kg	3	2	67%	37.3	37.8	37.55	37.6	0.354
PCB Congeners	PCB-123	ng/kg	3	3	100%	481	774	624	626	147
PCB Congeners	PCB-126	ng/kg	3	1	33%	49	49	NA	NA	NA
PCB Congeners	PCB-127	ng/kg	3	3	100%	27.3	48.7	33.8	36.6	11
PCB Congeners	PCB-128/166	ng/kg	3	3	100%	3650	4550	4060	4090	451
PCB Congeners	PCB-129/138/163	ng/kg	3	3	100%	32600	39700	37800	36700	3680

Table 3-5
Statistical Summary of Detected Analytes by Zone - Atlantic Silverside (Whole Body)

Parameter Group	Analyte	Units	Number of Valid Results[1]	Number of Detects	Detection Frequency	Minimum Detect	Maximum Detect	Median Value	Mean of Detects	Standard Deviation
PCB Congeners	PCB-130	ng/kg	3	3	100%	1830	2140	2060	2010	161
PCB Congeners	PCB-131	ng/kg	3	3	100%	129	159	146	145	15
PCB Congeners	PCB-132	ng/kg	3	3	100%	5050	5700	5620	5460	354
PCB Congeners	PCB-133	ng/kg	3	3	100%	634	748	680	687	57.4
PCB Congeners	PCB-134	ng/kg	3	3	100%	783	960	894	879	89.4
PCB Congeners	PCB-135/151	ng/kg	3	3	100%	7980	10100	8900	8990	1060
PCB Congeners	PCB-136	ng/kg	3	3	100%	1180	1670	1300	1380	255
PCB Congeners	PCB-137	ng/kg	3	3	100%	1300	1820	1620	1580	262
PCB Congeners	PCB-139/140	ng/kg	3	3	100%	485	610	588	561	66.7
PCB Congeners	PCB-141	ng/kg	3	3	100%	3380	4010	3380	3590	364
PCB Congeners	PCB-142	ng/kg	3	1	33%	1.99	1.99	NA	NA	NA
PCB Congeners	PCB-143	ng/kg	3	1	33%	30.1	30.1	NA	NA	NA
PCB Congeners	PCB-144	ng/kg	3	3	100%	949	1240	1120	1100	146
PCB Congeners	PCB-145	ng/kg	3	1	33%	4.36	4.36	NA	NA	NA
PCB Congeners	PCB-146	ng/kg	3	3	100%	6000	6630	6230	6290	319
PCB Congeners	PCB-147/149	ng/kg	3	3	100%	17100	19600	18100	18300	1260
PCB Congeners	PCB-148	ng/kg	3	3	100%	111	138	127	125	13.6
PCB Congeners	PCB-15	ng/kg	3	1	33%	20.9	20.9	NA	NA	NA
PCB Congeners	PCB-150	ng/kg	3	3	100%	77.8	143	119	113	33
PCB Congeners	PCB-152	ng/kg	3	3	100%	10.1	14.1	10.5	11.6	2.2
PCB Congeners	PCB-153/168	ng/kg	3	3	100%	35600	41200	38900	38600	2810
PCB Congeners	PCB-154	ng/kg	3	3	100%	938	1920	1820	1560	540
PCB Congeners	PCB-155	ng/kg	3	3	100%	234	296	249	260	32.3
PCB Congeners	PCB-156/157	ng/kg	3	3	100%	2670	3410	2880	2990	381
PCB Congeners	PCB-158	ng/kg	3	3	100%	2650	3320	2910	2960	338
PCB Congeners	PCB-16	ng/kg	3	3	100%	623	647	623	631	13.9
PCB Congeners	PCB-161	ng/kg	3	1	33%	6.85	6.85	NA	NA	NA
PCB Congeners	PCB-164	ng/kg	3	3	100%	1520	1580	1550	1550	30
PCB Congeners	PCB-165	ng/kg	3	3	100%	32.4	33.5	33.4	33.1	0.608
PCB Congeners	PCB-167	ng/kg	3	3	100%	1160	1420	1240	1270	133
PCB Congeners	PCB-17	ng/kg	3	3	100%	1220	1280	1250	1250	30
PCB Congeners	PCB-170	ng/kg	3	3	100%	3480	5190	4130	4270	863
PCB Congeners	PCB-171/173	ng/kg	3	3	100%	1460	1750	1550	1590	148
PCB Congeners	PCB-172	ng/kg	3	3	100%	845	1190	933	989	179
PCB Congeners	PCB-174	ng/kg	3	3	100%	2840	3520	2920	3090	372
PCB Congeners	PCB-175	ng/kg	3	3	100%	269	367	316	317	49
PCB Congeners	PCB-176	ng/kg	3	3	100%	456	507	504	489	28.6
PCB Congeners	PCB-177	ng/kg	1	1	33%	2890	2890	NA	NA	NA
PCB Congeners	PCB-178	ng/kg	3	3	100%	1780	2240	2030	2020	230
PCB Congeners	PCB-179	ng/kg	3	3	100%	1720	1780	1750	1750	30
PCB Congeners	PCB-18/30	ng/kg	3	3	100%	1980	2040	2020	2010	30.6
PCB Congeners	PCB-180/193	ng/kg	3	3	100%	10400	15500	12600	12800	2560
PCB Congeners	PCB-181	ng/kg	3	3	100%	59.9	69.1	68.2	65.7	5.07
PCB Congeners	PCB-182	ng/kg	3	3	100%	53.9	58.3	54.9	55.7	2.31
PCB Congeners	PCB-183/185	ng/kg	3	3	100%	4890	5490	4910	5100	341
PCB Congeners	PCB-184	ng/kg	3	3	100%	29.5	36	30.3	31.9	3.54
PCB Congeners	PCB-186	ng/kg	3	1	33%	1.7	1.7	NA	NA	NA
PCB Congeners	PCB-187	ng/kg	3	3	100%	11000	14300	13300	12900	1690
PCB Congeners	PCB-188	ng/kg	3	3	100%	56.8	176	134	122	60.5
PCB Congeners	PCB-189	ng/kg	3	3	100%	140	204	164	169	32.3
PCB Congeners	PCB-19	ng/kg	3	3	100%	245	259	252	252	7
PCB Congeners	PCB-190	ng/kg	3	3	100%	630	1150	974	918	264
PCB Congeners	PCB-191	ng/kg	3	3	100%	190	254	217	220	32.1
PCB Congeners	PCB-192	ng/kg	3	1	33%	1.91	1.91	NA	NA	NA
PCB Congeners	PCB-194	ng/kg	3	3	100%	1540	2480	1870	1960	477
PCB Congeners	PCB-195	ng/kg	3	3	100%	505	873	633	670	187
PCB Congeners	PCB-196	ng/kg	3	3	100%	1150	1620	1440	1400	237
PCB Congeners	PCB-197/200	ng/kg	3	3	100%	321	345	324	330	13.1
PCB Congeners	PCB-198/199	ng/kg	3	3	100%	3150	4140	3790	3690	502
PCB Congeners	PCB-20/28	ng/kg	3	3	100%	7120	7680	7120	7310	323
PCB Congeners	PCB-201	ng/kg	3	3	100%	576	603	601	593	15
PCB Congeners	PCB-202	ng/kg	3	3	100%	1370	1650	1520	1510	140
PCB Congeners	PCB-203	ng/kg	3	3	100%	2040	2910	2380	2440	438
PCB Congeners	PCB-204	ng/kg	3	1	33%	5.74	5.74	NA	NA	NA
PCB Congeners	PCB-205	ng/kg	3	3	100%	77.2	129	92.9	99.7	26.6
PCB Congeners	PCB-206	ng/kg	3	3	100%	1500	2080	1600	1730	310

Table 3-5
Statistical Summary of Detected Analytes by Zone - Atlantic Silverside (Whole Body)

Parameter Group	Analyte	Units	Number of Valid Results[1]	Number of Detects	Detection Frequency	Minimum Detect	Maximum Detect	Median Value	Mean of Detects	Standard Deviation
PCB Congeners	PCB-207	ng/kg	3	3	100%	186	262	258	235	42.8
PCB Congeners	PCB-208	ng/kg	3	3	100%	631	817	763	737	95.7
PCB Congeners	PCB-209	ng/kg	3	3	100%	567	735	730	677	95.6
PCB Congeners	PCB-21/33	ng/kg	3	3	100%	391	486	464	447	49.7
PCB Congeners	PCB-22	ng/kg	3	3	100%	719	918	864	834	103
PCB Congeners	PCB-23	ng/kg	3	2	67%	2.24	2.57	2.405	2.41	0.233
PCB Congeners	PCB-24	ng/kg	3	1	33%	28.2	28.2	NA	NA	NA
PCB Congeners	PCB-25	ng/kg	3	3	100%	448	537	516	500	46.5
PCB Congeners	PCB-26/29	ng/kg	3	3	100%	1080	1300	1090	1160	124
PCB Congeners	PCB-27	ng/kg	3	3	100%	299	345	316	320	23.3
PCB Congeners	PCB-31	ng/kg	3	3	100%	4500	5540	4880	4970	526
PCB Congeners	PCB-32	ng/kg	3	3	100%	1060	1110	1080	1080	25.2
PCB Congeners	PCB-34	ng/kg	3	3	100%	19.6	26.2	25.3	23.7	3.58
PCB Congeners	PCB-37	ng/kg	3	3	100%	78.5	134	81.2	97.9	31.3
PCB Congeners	PCB-38	ng/kg	3	3	100%	8.77	20.6	8.85	12.7	6.81
PCB Congeners	PCB-39	ng/kg	3	3	100%	16.5	34.8	18.2	23.2	10.1
PCB Congeners	PCB-4	ng/kg	3	3	100%	268	302	280	283	17.2
PCB Congeners	PCB-40/71	ng/kg	3	3	100%	2730	2900	2880	2840	92.9
PCB Congeners	PCB-41	ng/kg	3	3	100%	243	303	258	268	31.2
PCB Congeners	PCB-42	ng/kg	3	3	100%	3880	4220	3990	4030	173
PCB Congeners	PCB-43	ng/kg	3	3	100%	439	485	459	461	23.1
PCB Congeners	PCB-44/47/65	ng/kg	3	3	100%	16000	16900	16100	16300	493
PCB Congeners	PCB-45	ng/kg	3	3	100%	605	750	708	688	74.6
PCB Congeners	PCB-46	ng/kg	3	3	100%	152	169	155	159	9.07
PCB Congeners	PCB-48	ng/kg	3	3	100%	912	1020	937	956	56.5
PCB Congeners	PCB-49/69	ng/kg	3	3	100%	13200	14900	13600	13900	889
PCB Congeners	PCB-50/53	ng/kg	3	3	100%	1240	1440	1360	1350	101
PCB Congeners	PCB-51	ng/kg	3	3	100%	616	836	681	711	113
PCB Congeners	PCB-52	ng/kg	3	3	100%	18900	22000	20900	20600	1570
PCB Congeners	PCB-54	ng/kg	3	3	100%	42.3	44	43.7	43.3	0.907
PCB Congeners	PCB-55	ng/kg	3	1	33%	46.6	46.6	NA	NA	NA
PCB Congeners	PCB-56	ng/kg	3	3	100%	1250	1470	1460	1390	124
PCB Congeners	PCB-57	ng/kg	3	2	67%	57.3	62.2	59.75	59.8	3.46
PCB Congeners	PCB-58	ng/kg	3	3	100%	50.8	59.8	59	56.5	4.98
PCB Congeners	PCB-6	ng/kg	3	1	33%	51	51	NA	NA	NA
PCB Congeners	PCB-60	ng/kg	3	3	100%	2210	2330	2280	2270	60.3
PCB Congeners	PCB-61/70/74/76	ng/kg	3	3	100%	23600	27000	26800	25800	1910
PCB Congeners	PCB-62/75	ng/kg	3	3	100%	1390	1490	1470	1450	52.9
PCB Congeners	PCB-63	ng/kg	3	3	100%	788	867	867	841	45.6
PCB Congeners	PCB-64	ng/kg	3	3	100%	6070	6420	6330	6270	182
PCB Congeners	PCB-66	ng/kg	3	3	100%	17400	18900	18500	18300	777
PCB Congeners	PCB-67	ng/kg	3	3	100%	171	199	190	187	14.3
PCB Congeners	PCB-68	ng/kg	3	3	100%	244	266	255	255	11
PCB Congeners	PCB-7	ng/kg	3	1	33%	5.12	5.12	NA	NA	NA
PCB Congeners	PCB-72	ng/kg	3	3	100%	386	430	414	410	22.3
PCB Congeners	PCB-73	ng/kg	3	1	33%	55.2	55.2	NA	NA	NA
PCB Congeners	PCB-77	ng/kg	3	3	100%	159	185	181	175	14
PCB Congeners	PCB-79	ng/kg	3	2	67%	180	248	214	214	48.1
PCB Congeners	PCB-8	ng/kg	3	1	33%	176	176	NA	NA	NA
PCB Congeners	PCB-80	ng/kg	3	1	33%	1.5	1.5	NA	NA	NA
PCB Congeners	PCB-81	ng/kg	3	3	100%	24.5	32.1	26.9	27.8	3.89
PCB Congeners	PCB-82	ng/kg	3	3	100%	1600	1790	1750	1710	100
PCB Congeners	PCB-83	ng/kg	3	3	100%	1180	1380	1220	1260	106
PCB Congeners	PCB-84	ng/kg	3	3	100%	1720	2040	1890	1880	160
PCB Congeners	PCB-85/116/117	ng/kg	3	3	100%	5250	6550	6220	6010	676
PCB Congeners	PCB-86/87/97/109/119/125	ng/kg	3	3	100%	12700	17000	16700	15500	2400
PCB Congeners	PCB-88	ng/kg	3	1	33%	3170	3170	NA	NA	NA
PCB Congeners	PCB-89	ng/kg	3	3	100%	81.9	96	88.6	88.8	7.05
PCB Congeners	PCB-9	ng/kg	3	1	33%	10.8	10.8	NA	NA	NA
PCB Congeners	PCB-90/101/113	ng/kg	3	3	100%	27000	38500	38000	34500	6500
PCB Congeners	PCB-91	ng/kg	3	3	100%	3370	3950	3760	3690	296
PCB Congeners	PCB-92	ng/kg	3	3	100%	5000	7000	6550	6180	1050
PCB Congeners	PCB-93/100	ng/kg	3	3	100%	771	913	895	860	77.3
PCB Congeners	PCB-94	ng/kg	3	2	67%	105	111	108	108	4.24
PCB Congeners	PCB-95	ng/kg	3	3	100%	11900	14700	13800	13500	1430
PCB Congeners	PCB-96	ng/kg	3	3	100%	58.5	67.4	59.9	61.9	4.79

Table 3-5
Statistical Summary of Detected Analytes by Zone - Atlantic Silverside (Whole Body)

Parameter Group	Analyte	Units	Number of Valid Results[1]	Number of Detects	Detection Frequency	Minimum Detect	Maximum Detect	Median Value	Mean of Detects	Standard Deviation
PCB Congeners	PCB-98/102	ng/kg	3	3	100%	178	193	182	184	7.77
PCB Congeners	PCB-99	ng/kg	3	3	100%	18700	26000	24000	22900	3770
PCB Congeners	Total PCB Congeners (209)	ng/kg	3	3	100%	490000	565000	544000	533000	38700
Pesticides	2,4'-DDD	pg/g	3	3	100%	1250	1440	1290	1330	100
Pesticides	2,4'-DDE	pg/g	3	3	100%	3630	4660	4430	4240	541
Pesticides	2,4'-DDT	pg/g	3	3	100%	33.3	98.6	39.5	57.1	36
Pesticides	4,4'-DDD	pg/g	3	3	100%	11800	15200	12800	13300	1750
Pesticides	4,4'-DDE	pg/g	3	3	100%	55300	74600	71600	67200	10400
Pesticides	4,4'-DDT	pg/g	3	3	100%	898	2290	1260	1480	722
Pesticides	Alpha BHC	pg/g	3	3	100%	13.9	18.2	17.7	16.6	2.35
Pesticides	Beta BHC	pg/g	3	2	67%	17.5	21.4	19.45	19.5	2.76
Pesticides	Cis-Chlordane	pg/g	3	3	100%	1960	3910	3160	3010	984
Pesticides	Cis-Nonachlor	pg/g	3	3	100%	2290	4640	3450	3460	1180
Pesticides	Dieldrin	pg/g	3	3	100%	1860	2780	2470	2370	468
Pesticides	Gamma BHC (Lindane)	pg/g	3	3	100%	9.18	11.6	11.2	10.7	1.3
Pesticides	Heptachlor	pg/g	3	1	33%	9.97	9.97	NA	NA	NA
Pesticides	Heptachlor Epoxide	pg/g	3	3	100%	230	519	380	376	145
Pesticides	Hexachlorobenzene	pg/g	3	3	100%	292	752	580	541	232
Pesticides	Mirex	pg/g	3	3	100%	77.1	140	102	106	31.7
Pesticides	Oxychlordane	pg/g	3	3	100%	1460	2580	1750	1930	581
Pesticides	Trans-Chlordane	pg/g	3	3	100%	516	911	906	778	227
Pesticides	Trans-Heptachlor Epoxide	pg/g	3	3	100%	526	1290	649	822	410
Pesticides	Trans-Nonachlor	pg/g	3	3	100%	5960	12200	8640	8930	3130
Pesticides	Total Alpha + Gamma Chlordane	pg/g	3	3	100%	2480	4820	4070	3790	1190
Pesticides	Total DDT (2,4)	pg/g	3	3	100%	5170	5950	5750	5620	405
Pesticides	Total DDT (4,4)	pg/g	3	3	100%	68400	92100	85300	81900	12200
Pesticides	Total DDT (2,4 & 4,4)	pg/g	3	3	100%	74300	97300	91100	87600	11900
Physical Parameters	Moisture (Water) Content	%	3	3	100%	293	353	307	318	31.4
Physical Parameters	Percent Moisture	%	3	3	100%	74.6	77.9	75.5	76	1.71
Semivolatiles	Benzaldehyde	ug/kg	3	1	33%	880	880	NA	NA	NA
Semivolatiles	Benzo(a)Anthracene	ug/kg	3	1	33%	2.9	2.9	NA	NA	NA
Semivolatiles	Benzo(a)Pyrene	ug/kg	3	1	33%	3.6	3.6	NA	NA	NA
Semivolatiles	Benzo(b)Fluoranthene	ug/kg	3	1	33%	2.6	2.6	NA	NA	NA
Semivolatiles	Benzo(g,h,i)Perylene	ug/kg	3	1	33%	3.5	3.5	NA	NA	NA
Semivolatiles	Benzo(j)+(k)Fluoranthene	ug/kg	3	1	33%	3.8	3.8	NA	NA	NA
Semivolatiles	Chrysene	ug/kg	3	1	33%	3.2	3.2	NA	NA	NA
Semivolatiles	Fluoranthene	ug/kg	3	1	33%	3.1	3.1	NA	NA	NA
Semivolatiles	Pyrene	ug/kg	3	1	33%	2.8	2.8	NA	NA	NA
Semivolatiles	Total HMW PAHs	ug/kg	3	2	67%	5.9	19.6	12.75	12.8	9.69
Semivolatiles	Total PAHs	ug/kg	3	2	67%	5.9	19.6	12.75	12.8	9.69
SOUTH ZONE										
Aroclor PCBs	Aroclor 1248	ug/kg	3	1	33%	530	530	NA	NA	NA
Aroclor PCBs	Aroclor 1254	ug/kg	3	3	100%	320	710	610	547	203
Aroclor PCBs	Total Aroclor PCBs (Sum of 7 Aroclors)	ug/kg	3	3	100%	320	1140	710	723	410
Aroclor PCBs	Total Aroclor PCBs (Sum of 9 Aroclors)	ug/kg	3	3	100%	320	1140	710	723	410
Butyltins	Tributyltin	ug/kg	3	1	33%	2.5	2.5	NA	NA	NA
Dioxins/Furans	1,2,3,4,6,7,8-HpCDD	ng/kg	3	3	100%	0.16	0.34	0.241	0.247	0.0901
Dioxins/Furans	1,2,3,4,6,7,8-HpCDF	ng/kg	3	3	100%	0.9	1.72	1.1	1.24	0.428
Dioxins/Furans	1,2,3,4,7,8,9-HpCDF	ng/kg	3	2	67%	0.17	0.221	0.1955	0.196	0.0361
Dioxins/Furans	1,2,3,4,7,8-HxCDD	ng/kg	3	1	33%	0.0795	0.0795	NA	NA	NA
Dioxins/Furans	1,2,3,4,7,8-HxCDF	ng/kg	3	3	100%	0.067	0.112	0.11	0.0963	0.0254
Dioxins/Furans	1,2,3,6,7,8-HxCDD	ng/kg	3	2	67%	0.0445	0.0635	0.054	0.054	0.0134
Dioxins/Furans	1,2,3,6,7,8-HxCDF	ng/kg	3	3	100%	0.373	0.752	0.62	0.582	0.192
Dioxins/Furans	1,2,3,7,8,9-HxCDD	ng/kg	3	3	100%	0.0354	0.11	0.0707	0.072	0.0373
Dioxins/Furans	1,2,3,7,8,9-HxCDF	ng/kg	3	3	100%	0.0668	0.121	0.105	0.0976	0.0278
Dioxins/Furans	1,2,3,7,8-PCDD	ng/kg	3	2	67%	0.171	0.791	0.481	0.481	0.438
Dioxins/Furans	1,2,3,7,8-PCDF	ng/kg	3	2	67%	0.651	0.754	0.7025	0.703	0.0728
Dioxins/Furans	2,3,4,6,7,8-HxCDF	ng/kg	3	1	33%	0.0359	0.0359	NA	NA	NA
Dioxins/Furans	2,3,4,7,8-PCDF	ng/kg	3	2	67%	0.165	1.14	0.6525	0.653	0.689
Dioxins/Furans	2,3,7,8-TCDD	ng/kg	3	3	100%	5.91	7.38	6.94	6.74	0.754
Dioxins/Furans	2,3,7,8-TCDF	ng/kg	3	3	100%	3.92	4.79	4.19	4.3	0.445
Dioxins/Furans	OCDD	ng/kg	3	3	100%	1.21	2.43	1.85	1.83	0.61
Dioxins/Furans	OCDF	ng/kg	3	3	100%	0.176	0.226	0.188	0.197	0.0261
Dioxins/Furans	Percent Lipids	%	3	3	100%	1.3	1.7	1.6	1.53	0.208
Metals	Aluminum	mg/kg	3	3	100%	12.6	20.8	19.3	17.6	4.37
Metals	Arsenic	mg/kg	3	3	100%	0.597	0.846	0.639	0.694	0.133

Table 3-5
Statistical Summary of Detected Analytes by Zone - Atlantic Silverside (Whole Body)

Parameter Group	Analyte	Units	Number of Valid Results[1]	Number of Detects	Detection Frequency	Minimum Detect	Maximum Detect	Median Value	Mean of Detects	Standard Deviation
Metals	Barium	mg/kg	3	3	100%	0.454	0.7	0.529	0.561	0.126
Metals	Calcium	mg/kg	3	3	100%	10900	13300	13100	12400	1330
Metals	Chromium	mg/kg	3	2	67%	0.115	0.211	0.163	0.163	0.0679
Metals	Cobalt	mg/kg	3	3	100%	0.023	0.0309	0.0306	0.0282	0.00448
Metals	Copper	mg/kg	3	3	100%	0.651	1.21	0.965	0.942	0.28
Metals	Iron	mg/kg	3	3	100%	38.5	101	68.1	69.2	31.3
Metals	Lead	mg/kg	3	3	100%	0.199	0.426	0.355	0.327	0.116
Metals	Magnesium	mg/kg	3	3	100%	616	661	659	645	25.4
Metals	Manganese	mg/kg	3	3	100%	3.3	6.3	5.87	5.16	1.62
Metals	Mercury	ng/g	3	3	100%	53	55.1	53.3	53.8	1.14
Metals	Methyl Mercury	ng/g	3	3	100%	76.6	122	82.9	93.8	24.6
Metals	Potassium	mg/kg	3	3	100%	3510	3840	3610	3650	169
Metals	Selenium	mg/kg	3	3	100%	0.481	0.645	0.513	0.546	0.0869
Metals	Sodium	mg/kg	3	3	100%	1540	1810	1640	1660	137
Metals	Titanium	mg/kg	3	1	33%	0.781	0.781	NA	NA	NA
Metals	Vanadium	mg/kg	3	3	100%	0.0723	0.117	0.0972	0.0955	0.0224
Metals	Zinc	mg/kg	3	3	100%	41.9	46.7	42	43.5	2.74
PCB Congeners	PCB-1	ng/kg	3	2	67%	44.6	89.8	67.2	67.2	32
PCB Congeners	PCB-10	ng/kg	3	3	100%	51.3	62.6	62.5	58.8	6.5
PCB Congeners	PCB-103	ng/kg	3	3	100%	422	710	669	600	156
PCB Congeners	PCB-104	ng/kg	3	3	100%	24.9	35.3	29	29.7	5.24
PCB Congeners	PCB-105	ng/kg	3	3	100%	9570	27500	22600	19900	9270
PCB Congeners	PCB-107	ng/kg	3	3	100%	2680	5330	4830	4280	1410
PCB Congeners	PCB-108/124	ng/kg	3	3	100%	832	1930	1800	1520	600
PCB Congeners	PCB-11	ng/kg	3	2	67%	61.2	62.9	62.05	62.1	1.2
PCB Congeners	PCB-110/115	ng/kg	3	3	100%	26600	72400	54900	51300	23100
PCB Congeners	PCB-111	ng/kg	3	3	100%	46.6	56.2	51.3	51.4	4.8
PCB Congeners	PCB-112	ng/kg	3	2	67%	205	213	209	209	5.66
PCB Congeners	PCB-114	ng/kg	3	3	100%	787	2120	1900	1600	715
PCB Congeners	PCB-118	ng/kg	3	3	100%	34800	72800	63800	57100	19900
PCB Congeners	PCB-12/13	ng/kg	3	2	67%	20	25.6	22.8	22.8	3.96
PCB Congeners	PCB-120	ng/kg	3	3	100%	219	295	271	262	38.9
PCB Congeners	PCB-121	ng/kg	3	2	67%	21	22.3	21.65	21.7	0.919
PCB Congeners	PCB-122	ng/kg	3	3	100%	38.1	165	135	113	66.3
PCB Congeners	PCB-123	ng/kg	3	3	100%	620	1740	1550	1300	599
PCB Congeners	PCB-126	ng/kg	3	3	100%	63.7	140	132	112	41.9
PCB Congeners	PCB-127	ng/kg	3	3	100%	26.5	56.7	45.3	42.8	15.3
PCB Congeners	PCB-128/166	ng/kg	3	3	100%	3750	6240	5850	5280	1340
PCB Congeners	PCB-129/138/163	ng/kg	3	3	100%	34800	50200	47600	44200	8240
PCB Congeners	PCB-130	ng/kg	3	3	100%	1880	2800	2750	2480	517
PCB Congeners	PCB-131	ng/kg	3	3	100%	115	260	217	197	74.5
PCB Congeners	PCB-132	ng/kg	3	3	100%	5100	9010	7610	7240	1980
PCB Congeners	PCB-133	ng/kg	3	3	100%	685	944	886	838	136
PCB Congeners	PCB-134	ng/kg	3	3	100%	696	1320	1080	1030	315
PCB Congeners	PCB-135/151	ng/kg	3	3	100%	8710	12800	11700	11100	2120
PCB Congeners	PCB-136	ng/kg	3	3	100%	1130	2290	1820	1750	583
PCB Congeners	PCB-137	ng/kg	3	3	100%	1490	2450	2410	2120	543
PCB Congeners	PCB-139/140	ng/kg	3	3	100%	483	739	700	641	138
PCB Congeners	PCB-141	ng/kg	3	3	100%	3570	6210	5760	5180	1410
PCB Congeners	PCB-143	ng/kg	3	2	67%	56.2	66	61.1	61.1	6.93
PCB Congeners	PCB-144	ng/kg	3	3	100%	1060	1620	1540	1410	303
PCB Congeners	PCB-145	ng/kg	3	3	100%	5.25	11.5	11.4	9.38	3.58
PCB Congeners	PCB-146	ng/kg	2	2	67%	6020	7190	6605	6610	827
PCB Congeners	PCB-147/149	ng/kg	3	3	100%	16100	24100	21400	20500	4070
PCB Congeners	PCB-148	ng/kg	3	3	100%	103	113	112	109	5.51
PCB Congeners	PCB-15	ng/kg	3	3	100%	49.8	143	97.8	96.9	46.6
PCB Congeners	PCB-150	ng/kg	3	3	100%	69	92.3	90.1	83.8	12.9
PCB Congeners	PCB-152	ng/kg	3	3	100%	10.6	19.3	18.9	16.3	4.91
PCB Congeners	PCB-153/168	ng/kg	3	3	100%	37600	46500	42300	42100	4450
PCB Congeners	PCB-154	ng/kg	3	3	100%	825	957	867	883	67.4
PCB Congeners	PCB-155	ng/kg	3	3	100%	178	224	191	198	23.7
PCB Congeners	PCB-156/157	ng/kg	3	3	100%	2870	4960	4610	4150	1120
PCB Congeners	PCB-158	ng/kg	3	3	100%	2810	4200	4170	3730	794
PCB Congeners	PCB-159	ng/kg	3	2	67%	7.48	11.3	9.39	9.39	2.7
PCB Congeners	PCB-16	ng/kg	3	3	100%	765	1210	1110	1030	233
PCB Congeners	PCB-160	ng/kg	3	2	67%	32.2	33.5	32.85	32.9	0.919

Table 3-5
Statistical Summary of Detected Analytes by Zone - Atlantic Silverside (Whole Body)

Parameter Group	Analyte	Units	Number of Valid Results[1]	Number of Detects	Detection Frequency	Minimum Detect	Maximum Detect	Median Value	Mean of Detects	Standard Deviation
PCB Congeners	PCB-164	ng/kg	3	3	100%	1420	2070	2040	1840	367
PCB Congeners	PCB-165	ng/kg	2	2	67%	31.8	36.4	34.1	34.1	3.25
PCB Congeners	PCB-167	ng/kg	3	3	100%	1220	1870	1750	1610	346
PCB Congeners	PCB-17	ng/kg	3	3	100%	1780	3230	3040	2680	788
PCB Congeners	PCB-170	ng/kg	3	3	100%	4490	7560	6380	6140	1550
PCB Congeners	PCB-171/173	ng/kg	2	2	67%	1550	1870	1710	1710	226
PCB Congeners	PCB-172	ng/kg	3	3	100%	989	1530	1230	1250	271
PCB Congeners	PCB-174	ng/kg	2	2	67%	2900	3700	3300	3300	566
PCB Congeners	PCB-175	ng/kg	2	2	67%	321	350	335.5	336	20.5
PCB Congeners	PCB-176	ng/kg	3	3	100%	474	704	566	581	116
PCB Congeners	PCB-178	ng/kg	3	3	100%	1990	2760	2160	2300	405
PCB Congeners	PCB-179	ng/kg	3	3	100%	1710	2560	1980	2080	434
PCB Congeners	PCB-18/30	ng/kg	3	3	100%	2470	4960	4770	4070	1390
PCB Congeners	PCB-180/193	ng/kg	3	3	100%	13600	21300	17400	17400	3850
PCB Congeners	PCB-182	ng/kg	2	2	67%	50.9	52.3	51.6	51.6	0.99
PCB Congeners	PCB-183/185	ng/kg	2	2	67%	4810	5160	4985	4990	247
PCB Congeners	PCB-184	ng/kg	3	3	100%	16.8	25.9	19.9	20.9	4.63
PCB Congeners	PCB-186	ng/kg	3	1	33%	1.74	1.74	NA	NA	NA
PCB Congeners	PCB-187	ng/kg	2	2	67%	12300	13700	13000	13000	990
PCB Congeners	PCB-188	ng/kg	3	3	100%	51.6	67.6	54.1	57.8	8.61
PCB Congeners	PCB-189	ng/kg	3	3	100%	164	249	208	207	42.5
PCB Congeners	PCB-19	ng/kg	3	3	100%	457	659	655	590	115
PCB Congeners	PCB-190	ng/kg	3	3	100%	1050	1690	1450	1400	323
PCB Congeners	PCB-191	ng/kg	3	3	100%	233	367	306	302	67.1
PCB Congeners	PCB-192	ng/kg	3	1	33%	2.21	2.21	NA	NA	NA
PCB Congeners	PCB-194	ng/kg	3	3	100%	1740	2910	2340	2330	585
PCB Congeners	PCB-195	ng/kg	3	3	100%	699	960	811	823	131
PCB Congeners	PCB-196	ng/kg	3	3	100%	1380	1930	1560	1620	280
PCB Congeners	PCB-197/200	ng/kg	3	3	100%	315	357	319	330	23.2
PCB Congeners	PCB-198/199	ng/kg	3	3	100%	3430	4680	3810	3970	641
PCB Congeners	PCB-20/28	ng/kg	3	3	100%	8890	20600	19200	16200	6400
PCB Congeners	PCB-201	ng/kg	3	3	100%	433	522	472	476	44.6
PCB Congeners	PCB-202	ng/kg	3	3	100%	1330	1560	1350	1410	127
PCB Congeners	PCB-203	ng/kg	3	3	100%	2210	2910	2390	2500	364
PCB Congeners	PCB-205	ng/kg	3	3	100%	101	129	112	114	14.1
PCB Congeners	PCB-206	ng/kg	3	3	100%	1420	1600	1430	1480	101
PCB Congeners	PCB-207	ng/kg	3	3	100%	120	183	143	149	31.9
PCB Congeners	PCB-208	ng/kg	3	3	100%	589	684	625	633	48
PCB Congeners	PCB-209	ng/kg	3	3	100%	669	791	739	733	61.2
PCB Congeners	PCB-21/33	ng/kg	3	3	100%	682	1250	1180	1040	310
PCB Congeners	PCB-22	ng/kg	3	3	100%	1010	2340	2320	1890	762
PCB Congeners	PCB-23	ng/kg	3	3	100%	3.18	5.57	5.56	4.77	1.38
PCB Congeners	PCB-24	ng/kg	3	2	67%	50.8	56.8	53.8	53.8	4.24
PCB Congeners	PCB-25	ng/kg	3	3	100%	706	1850	1700	1420	622
PCB Congeners	PCB-26/29	ng/kg	3	3	100%	1420	3650	3450	2840	1230
PCB Congeners	PCB-27	ng/kg	3	3	100%	534	906	905	782	214
PCB Congeners	PCB-3	ng/kg	3	1	33%	7.03	7.03	NA	NA	NA
PCB Congeners	PCB-31	ng/kg	3	3	100%	5930	14100	12400	10800	4310
PCB Congeners	PCB-32	ng/kg	3	3	100%	1670	3390	3180	2750	938
PCB Congeners	PCB-34	ng/kg	3	3	100%	43.8	71.7	68	61.2	15.2
PCB Congeners	PCB-35	ng/kg	3	2	67%	5.02	5.14	5.08	5.08	0.0849
PCB Congeners	PCB-37	ng/kg	3	3	100%	131	337	212	227	104
PCB Congeners	PCB-38	ng/kg	3	3	100%	7.29	24.8	19	17	8.92
PCB Congeners	PCB-39	ng/kg	3	3	100%	24.1	66.2	55.2	48.5	21.8
PCB Congeners	PCB-4	ng/kg	3	3	100%	640	942	879	820	159
PCB Congeners	PCB-40/71	ng/kg	3	3	100%	3490	11900	10000	8460	4410
PCB Congeners	PCB-41	ng/kg	3	3	100%	386	1070	943	800	364
PCB Congeners	PCB-42	ng/kg	3	3	100%	4470	12500	11900	9620	4470
PCB Congeners	PCB-43	ng/kg	3	3	100%	631	1300	1290	1070	383
PCB Congeners	PCB-44/47/65	ng/kg	3	3	100%	18300	49100	44900	37400	16700
PCB Congeners	PCB-45	ng/kg	3	3	100%	835	3450	2400	2230	1320
PCB Congeners	PCB-46	ng/kg	3	3	100%	219	641	500	453	215
PCB Congeners	PCB-48	ng/kg	3	3	100%	1320	3530	3530	2790	1280
PCB Congeners	PCB-49/69	ng/kg	3	3	100%	16500	39200	38800	31500	13000
PCB Congeners	PCB-5	ng/kg	3	2	67%	3.86	4.25	4.055	4.06	0.276
PCB Congeners	PCB-50/53	ng/kg	3	3	100%	1730	4550	3810	3360	1460

Table 3-5
Statistical Summary of Detected Analytes by Zone - Atlantic Silverside (Whole Body)

Parameter Group	Analyte	Units	Number of Valid Results[1]	Number of Detects	Detection Frequency	Minimum Detect	Maximum Detect	Median Value	Mean of Detects	Standard Deviation
PCB Congeners	PCB-51	ng/kg	3	3	100%	901	1700	1690	1430	458
PCB Congeners	PCB-52	ng/kg	3	3	100%	22500	54100	52700	43100	17900
PCB Congeners	PCB-54	ng/kg	3	3	100%	53.5	89.6	77.4	73.5	18.4
PCB Congeners	PCB-55	ng/kg	3	3	100%	48.4	247	171	155	100
PCB Congeners	PCB-56	ng/kg	3	3	100%	1760	7390	5970	5040	2930
PCB Congeners	PCB-57	ng/kg	3	3	100%	73.2	150	127	117	39.4
PCB Congeners	PCB-58	ng/kg	3	3	100%	47	120	111	92.7	39.8
PCB Congeners	PCB-6	ng/kg	3	2	67%	386	426	406	406	28.3
PCB Congeners	PCB-60	ng/kg	3	3	100%	3130	13900	11500	9510	5650
PCB Congeners	PCB-61/70/74/76	ng/kg	3	3	100%	33400	85000	83000	67100	29200
PCB Congeners	PCB-62/75	ng/kg	3	3	100%	1650	5220	4390	3750	1870
PCB Congeners	PCB-63	ng/kg	3	3	100%	1090	3020	2780	2300	1050
PCB Congeners	PCB-64	ng/kg	3	3	100%	7770	31400	23700	21000	12100
PCB Congeners	PCB-66	ng/kg	3	3	100%	23900	75100	67100	55400	27500
PCB Congeners	PCB-67	ng/kg	3	3	100%	208	647	577	477	236
PCB Congeners	PCB-68	ng/kg	3	3	100%	267	468	432	389	107
PCB Congeners	PCB-7	ng/kg	3	2	67%	15	17.5	16.25	16.3	1.77
PCB Congeners	PCB-72	ng/kg	3	3	100%	426	784	751	654	198
PCB Congeners	PCB-73	ng/kg	3	3	100%	69.1	125	85.7	93.3	28.7
PCB Congeners	PCB-77	ng/kg	2	2	67%	808	985	896.5	897	125
PCB Congeners	PCB-79	ng/kg	3	3	100%	148	452	350	317	155
PCB Congeners	PCB-8	ng/kg	3	3	100%	536	707	541	595	97.3
PCB Congeners	PCB-81	ng/kg	3	3	100%	37.3	157	134	109	63.5
PCB Congeners	PCB-82	ng/kg	3	3	100%	1790	6520	5140	4480	2430
PCB Congeners	PCB-83	ng/kg	3	3	100%	1250	3560	2720	2510	1170
PCB Congeners	PCB-84	ng/kg	3	3	100%	1840	6620	4690	4380	2400
PCB Congeners	PCB-85/116/117	ng/kg	3	3	100%	6520	19100	15000	13500	6420
PCB Congeners	PCB-86/87/97/109/119/125	ng/kg	3	3	100%	15100	42100	33900	30400	13800
PCB Congeners	PCB-88	ng/kg	3	2	67%	25.1	45.7	35.4	35.4	14.6
PCB Congeners	PCB-89	ng/kg	3	3	100%	119	518	385	341	203
PCB Congeners	PCB-9	ng/kg	3	2	67%	28.8	35.5	32.15	32.2	4.74
PCB Congeners	PCB-90/101/113	ng/kg	3	3	100%	33800	74000	59700	55800	20400
PCB Congeners	PCB-91	ng/kg	3	3	100%	3820	11200	8550	7860	3740
PCB Congeners	PCB-92	ng/kg	3	3	100%	6190	13000	11000	10100	3500
PCB Congeners	PCB-93/100	ng/kg	3	3	100%	673	1200	1080	984	276
PCB Congeners	PCB-94	ng/kg	3	3	100%	114	291	236	214	90.6
PCB Congeners	PCB-95	ng/kg	1	1	33%	29300	29300	NA	NA	NA
PCB Congeners	PCB-96	ng/kg	3	3	100%	69.2	281	195	182	107
PCB Congeners	PCB-98/102	ng/kg	3	3	100%	245	937	675	619	349
PCB Congeners	PCB-99	ng/kg	3	3	100%	22800	52600	42900	39400	15200
PCB Congeners	Total PCB Congeners (209)	ng/kg	3	3	100%	539000	1150000	1020000	903000	322000
Pesticides	2,4'-DDD	pg/g	3	3	100%	2010	5490	3820	3770	1740
Pesticides	2,4'-DDE	pg/g	3	3	100%	14400	20600	14600	16500	3520
Pesticides	2,4'-DDT	pg/g	3	3	100%	72.2	196	164	144	64.3
Pesticides	4,4'-DDD	pg/g	3	3	100%	31100	50200	37700	39700	9700
Pesticides	4,4'-DDE	pg/g	3	3	100%	132000	177000	176000	162000	25700
Pesticides	4,4'-DDT	pg/g	3	3	100%	3470	5990	3500	4320	1450
Pesticides	Aldrin	pg/g	3	1	33%	2.9	2.9	NA	NA	NA
Pesticides	Alpha BHC	pg/g	3	2	67%	25.9	25.9	25.9	25.9	0
Pesticides	Beta BHC	pg/g	3	2	67%	14.9	27.7	21.3	21.3	9.05
Pesticides	Cis-Chlordane	pg/g	3	3	100%	1510	2240	1800	1850	368
Pesticides	Cis-Nonachlor	pg/g	3	3	100%	2040	2910	2510	2490	435
Pesticides	Dieldrin	pg/g	3	3	100%	1310	1980	1710	1670	337
Pesticides	Endosulfan Sulfate	pg/g	3	1	33%	39	39	NA	NA	NA
Pesticides	Endrin Ketone	pg/g	3	1	33%	50.1	50.1	NA	NA	NA
Pesticides	Gamma BHC (Lindane)	pg/g	3	3	100%	6.45	15.8	8.81	10.4	4.86
Pesticides	Heptachlor	pg/g	3	2	67%	6.96	12.1	9.53	9.53	3.63
Pesticides	Heptachlor Epoxide	pg/g	3	3	100%	186	256	211	218	35.5
Pesticides	Hexachlorobenzene	pg/g	3	3	100%	350	446	418	405	49.4
Pesticides	Mirex	pg/g	3	3	100%	51.7	91.4	76.6	73.2	20.1
Pesticides	Oxychlordane	pg/g	3	3	100%	1060	1550	1330	1310	245
Pesticides	Trans-Chlordane	pg/g	3	3	100%	452	708	547	569	129
Pesticides	Trans-Heptachlor Epoxide	pg/g	3	3	100%	437	844	671	651	204
Pesticides	Trans-Nonachlor	pg/g	3	3	100%	5270	7470	6160	6300	1110
Pesticides	Total Alpha + Gamma Chlordane	pg/g	3	3	100%	1960	2950	2350	2420	499
Pesticides	Total DDT (2,4)	pg/g	3	3	100%	16700	26300	18400	20500	5120

Table 3-5
Statistical Summary of Detected Analytes by Zone - Atlantic Silverside (Whole Body)

Parameter Group	Analyte	Units	Number of Valid Results[1]	Number of Detects	Detection Frequency	Minimum Detect	Maximum Detect	Median Value	Mean of Detects	Standard Deviation
Pesticides	Total DDT (4,4)	pg/g	3	3	100%	173000	232000	212000	206000	30000
Pesticides	Total DDT (2,4 & 4,4)	pg/g	3	3	100%	192000	258000	228000	226000	33000
Physical Parameters	Moisture (Water) Content	%	3	3	100%	303	317	307	309	7.21
Physical Parameters	Percent Moisture	%	3	3	100%	75.2	76	75.5	75.6	0.404
Semivolatiles	Perylene	ug/kg	3	1	33%	4.2	4.2	NA	NA	NA
Semivolatiles	Pyrene	ug/kg	3	1	33%	2.9	2.9	NA	NA	NA
Semivolatiles	Total HMW PAHs	ug/kg	3	1	33%	2.9	2.9	NA	NA	NA
Semivolatiles	Total PAHs	ug/kg	3	1	33%	2.9	2.9	NA	NA	NA

Footnotes:
[1]Valid results are results that were found to be valid as a result of data validation. Only valid data are used in statistical analyses. Additional details regarding rejected data are provided in Appendix E of this report.

Notes:
1. Only detected values were included in the calculation of Totals.
2. Non-detect ("U" qualified) data were excluded from the statistical analysis.

DDD = dichlorodiphenyldichloroethane
DDE = dichlorodiphenyldichloroethylene
DDT = dichlorodiphenyltrichloroethane
HMW = high molecular weight
LMW = low molecular weight
PAH = polycyclic aromatic hydrocarbon
PCB = polychlorinated biphenyl
NA = not applicable

% = percent
mg/kg = milligrams per kilogram
ng/g = nanograms per gram
ng/kg = nanograms per kilogram
pg/g = picograms per gram
ppb = parts per billion

Table 3-6
Statistical Summary of Detected Analytes - Atlantic Menhaden (Whole Body)

Parameter Group	Analyte	Units	Number of Valid Results[1]	Number of Detects	Detection Frequency	Minimum Detect	Maximum Detect	Median Value	Mean of Detects	Standard Deviation
Aroclor PCBs	Aroclor 1254	ug/kg	2	2	100%	265	380	322.5	323	81.3
Aroclor PCBs	Aroclor 1262	ug/kg	2	2	100%	67.5	89	78.25	78.3	15.2
Aroclor PCBs	Total Aroclor PCBs (Sum of 7 Aroclors)	ug/kg	2	2	100%	265	380	322.5	323	81.3
Aroclor PCBs	Total Aroclor PCBs (Sum of 9 Aroclors)	ug/kg	2	2	100%	332.5	469	400.75	401	96.5
Dioxins/Furans	1,2,3,4,6,7,8-HpCDD	ng/kg	2	2	100%	0.6205	1.27	0.94525	0.945	0.459
Dioxins/Furans	1,2,3,4,6,7,8-HpCDF	ng/kg	2	2	100%	2.085	2.48	2.2825	2.28	0.279
Dioxins/Furans	1,2,3,4,7,8,9-HpCDF	ng/kg	2	2	100%	0.107	0.122	0.1145	0.115	0.0106
Dioxins/Furans	1,2,3,4,7,8-HxCDD	ng/kg	2	2	100%	0.06965	0.218	0.143825	0.144	0.105
Dioxins/Furans	1,2,3,4,7,8-HxCDF	ng/kg	2	2	100%	0.4635	0.78	0.62175	0.622	0.224
Dioxins/Furans	1,2,3,6,7,8-HxCDD	ng/kg	2	2	100%	0.268	1.04	0.654	0.654	0.546
Dioxins/Furans	1,2,3,6,7,8-HxCDF	ng/kg	2	2	100%	0.564	0.867	0.7155	0.716	0.214
Dioxins/Furans	1,2,3,7,8,9-HxCDD	ng/kg	2	2	100%	0.122	0.465	0.2935	0.294	0.243
Dioxins/Furans	1,2,3,7,8,9-HxCDF	ng/kg	2	2	100%	0.05765	0.145	0.101325	0.101	0.0618
Dioxins/Furans	1,2,3,7,8-PCDD	ng/kg	2	2	100%	0.2375	0.872	0.55475	0.555	0.449
Dioxins/Furans	1,2,3,7,8-PCDF	ng/kg	2	2	100%	1.655	4.93	3.2925	3.29	2.32
Dioxins/Furans	2,3,4,6,7,8-HxCDF	ng/kg	2	2	100%	0.11595	0.392	0.253975	0.254	0.195
Dioxins/Furans	2,3,4,7,8-PCDF	ng/kg	2	2	100%	1.094	2.84	1.967	1.97	1.23
Dioxins/Furans	2,3,7,8-TCDD	ng/kg	2	2	100%	3.92	4.74	4.33	4.33	0.58
Dioxins/Furans	2,3,7,8-TCDF	ng/kg	2	2	100%	2.04	6.82	4.43	4.43	3.38
Dioxins/Furans	OCDD	ng/kg	2	2	100%	3.655	4.68	4.1675	4.17	0.725
Dioxins/Furans	OCDF	ng/kg	2	2	100%	0.743	0.883	0.813	0.813	0.099
Dioxins/Furans	Percent Lipids	%	2	2	100%	2	8.1	5.05	5.05	4.31
Metals	Aluminum	mg/kg	2	2	100%	19.3	34.25	26.775	26.8	10.6
Metals	Arsenic	mg/kg	2	2	100%	0.6045	1.21	0.90725	0.907	0.428
Metals	Barium	mg/kg	2	2	100%	0.333	0.5905	0.46175	0.462	0.182
Metals	Calcium	mg/kg	2	2	100%	3620	5930	4775	4780	1630
Metals	Chromium	mg/kg	2	2	100%	0.148	0.341	0.2445	0.245	0.136
Metals	Cobalt	mg/kg	2	2	100%	0.02935	0.0345	0.031925	0.0319	0.00364
Metals	Copper	mg/kg	2	2	100%	0.709	1.1	0.9045	0.905	0.276
Metals	Iron	mg/kg	2	2	100%	62.8	97.95	80.375	80.4	24.9
Metals	Lead	mg/kg	2	2	100%	0.243	0.5235	0.38325	0.383	0.198
Metals	Magnesium	mg/kg	2	2	100%	329	401.5	365.25	365	51.3
Metals	Manganese	mg/kg	2	2	100%	2.8	3.98	3.39	3.39	0.834
Metals	Mercury	ng/g	2	2	100%	48.15	59.2	53.675	53.7	7.81
Metals	Methyl Mercury	ng/g	2	2	100%	64.15	102	83.075	83.1	26.8
Metals	Potassium	mg/kg	2	2	100%	2445	2660	2552.5	2550	152
Metals	Selenium	mg/kg	2	2	100%	0.454	0.478	0.466	0.466	0.017
Metals	Sodium	mg/kg	2	2	100%	1470	2535	2002.5	2000	753
Metals	Titanium	mg/kg	2	2	100%	0.774	1.405	1.0895	1.09	0.446
Metals	Vanadium	mg/kg	2	2	100%	0.1837	0.396	0.28985	0.29	0.15
Metals	Zinc	mg/kg	2	2	100%	13.2	18.35	15.775	15.8	3.64
PCB Congeners	PCB-10	ng/kg	2	2	100%	90.05	127	108.525	109	26.1
PCB Congeners	PCB-103	ng/kg	2	2	100%	393.5	571	482.25	482	126
PCB Congeners	PCB-104	ng/kg	2	2	100%	8.925	24.7	16.8125	16.8	11.2
PCB Congeners	PCB-105	ng/kg	2	2	100%	4650	6920	5785	5790	1610
PCB Congeners	PCB-107	ng/kg	2	2	100%	1740	2640	2190	2190	636
PCB Congeners	PCB-108/124	ng/kg	2	2	100%	568.5	804	686.25	686	167
PCB Congeners	PCB-110/115	ng/kg	2	2	100%	21150	29400	25275	25300	5830
PCB Congeners	PCB-111	ng/kg	2	2	100%	40.3	75.5	57.9	57.9	24.9
PCB Congeners	PCB-114	ng/kg	2	2	100%	304.5	420	362.25	362	81.7
PCB Congeners	PCB-118	ng/kg	2	2	100%	18050	27700	22875	22900	6820
PCB Congeners	PCB-120	ng/kg	2	2	100%	200.5	361	280.75	281	113
PCB Congeners	PCB-121	ng/kg	2	2	100%	18.15	32.7	25.425	25.4	10.3
PCB Congeners	PCB-122	ng/kg	2	2	100%	109	210	159.5	160	71.4
PCB Congeners	PCB-123	ng/kg	2	2	100%	293.5	405	349.25	349	78.8
PCB Congeners	PCB-126	ng/kg	2	2	100%	38.55	50.9	44.725	44.7	8.73
PCB Congeners	PCB-127	ng/kg	2	1	50%	39.795	39.795	NA	NA	NA
PCB Congeners	PCB-128/166	ng/kg	2	2	100%	2540	3800	3170	3170	891
PCB Congeners	PCB-129/138/163	ng/kg	2	2	100%	24800	35300	30050	30100	7420
PCB Congeners	PCB-130	ng/kg	2	2	100%	1440	2000	1720	1720	396
PCB Congeners	PCB-131	ng/kg	2	2	100%	151.5	209	180.25	180	40.7
PCB Congeners	PCB-132	ng/kg	2	2	100%	4615	6020	5317.5	5320	993
PCB Congeners	PCB-133	ng/kg	2	2	100%	626.5	933	779.75	780	217
PCB Congeners	PCB-134	ng/kg	2	2	100%	830	1070	950	950	170
PCB Congeners	PCB-135/151	ng/kg	2	2	100%	7040	9690	8365	8370	1870
PCB Congeners	PCB-136	ng/kg	2	2	100%	1450	1920	1685	1690	332
PCB Congeners	PCB-137	ng/kg	2	2	100%	845.5	1140	992.75	993	208
PCB Congeners	PCB-139/140	ng/kg	2	2	100%	377	562	469.5	470	131
PCB Congeners	PCB-141	ng/kg	2	2	100%	2560	2960	2760	2760	283

Table 3-6
Statistical Summary of Detected Analytes - Atlantic Menhaden (Whole Body)

Parameter Group	Analyte	Units	Number of Valid Results[1]	Number of Detects	Detection Frequency	Minimum Detect	Maximum Detect	Median Value	Mean of Detects	Standard Deviation
PCB Congeners	PCB-144	ng/kg	2	2	100%	699.5	861	780.25	780	114
PCB Congeners	PCB-145	ng/kg	2	1	50%	3.53	3.53	NA	NA	NA
PCB Congeners	PCB-146	ng/kg	2	2	100%	5280	7500	6390	6390	1570
PCB Congeners	PCB-147/149	ng/kg	2	2	100%	14900	20500	17700	17700	3960
PCB Congeners	PCB-148	ng/kg	2	2	100%	126	214	170	170	62.2
PCB Congeners	PCB-15	ng/kg	2	2	100%	155	158	156.5	157	2.12
PCB Congeners	PCB-150	ng/kg	2	2	100%	90.95	140	115.475	115	34.7
PCB Congeners	PCB-152	ng/kg	2	2	100%	9.005	13.6	11.3025	11.3	3.25
PCB Congeners	PCB-153/168	ng/kg	2	2	100%	28950	40900	34925	34900	8450
PCB Congeners	PCB-154	ng/kg	2	2	100%	851	1410	1130.5	1130	395
PCB Congeners	PCB-155	ng/kg	2	2	100%	140	192	166	166	36.8
PCB Congeners	PCB-156/157	ng/kg	2	2	100%	1840	2520	2180	2180	481
PCB Congeners	PCB-158	ng/kg	2	2	100%	1580	2250	1915	1920	474
PCB Congeners	PCB-16	ng/kg	2	2	100%	1235	1760	1497.5	1500	371
PCB Congeners	PCB-164	ng/kg	2	2	100%	1175	1430	1302.5	1300	180
PCB Congeners	PCB-165	ng/kg	2	2	100%	39.9	78.7	59.3	59.3	27.4
PCB Congeners	PCB-167	ng/kg	2	2	100%	850.5	1100	975.25	975	176
PCB Congeners	PCB-17	ng/kg	2	2	100%	2120	3340	2730	2730	863
PCB Congeners	PCB-170	ng/kg	2	2	100%	4370	4500	4435	4440	91.9
PCB Congeners	PCB-171/173	ng/kg	2	2	100%	1380	1620	1500	1500	170
PCB Congeners	PCB-172	ng/kg	2	2	100%	1030	1040	1035	1040	7.07
PCB Congeners	PCB-174	ng/kg	2	2	100%	3450	3530	3490	3490	56.6
PCB Congeners	PCB-175	ng/kg	2	2	100%	306	375	340.5	341	48.8
PCB Congeners	PCB-176	ng/kg	2	2	100%	475.5	516	495.75	496	28.6
PCB Congeners	PCB-178	ng/kg	2	2	100%	2120	2580	2350	2350	325
PCB Congeners	PCB-179	ng/kg	2	2	100%	2120	2400	2260	2260	198
PCB Congeners	PCB-18/30	ng/kg	2	2	100%	3305	4990	4147.5	4150	1190
PCB Congeners	PCB-180/193	ng/kg	2	2	100%	13050	13200	13125	13100	106
PCB Congeners	PCB-181	ng/kg	2	2	100%	20.85	52.4	36.625	36.6	22.3
PCB Congeners	PCB-182	ng/kg	2	2	100%	68.5	88	78.25	78.3	13.8
PCB Congeners	PCB-183/185	ng/kg	2	2	100%	4460	4970	4715	4720	361
PCB Congeners	PCB-184	ng/kg	2	2	100%	37.2	48.9	43.05	43.1	8.27
PCB Congeners	PCB-187	ng/kg	2	2	100%	12900	15200	14050	14100	1630
PCB Congeners	PCB-188	ng/kg	2	2	100%	101.5	174	137.75	138	51.3
PCB Congeners	PCB-189	ng/kg	2	2	100%	174.5	197	185.75	186	15.9
PCB Congeners	PCB-19	ng/kg	2	2	100%	571	941	756	756	262
PCB Congeners	PCB-190	ng/kg	2	2	100%	915.5	966	940.75	941	35.7
PCB Congeners	PCB-191	ng/kg	2	2	100%	175.5	208	191.75	192	23
PCB Congeners	PCB-194	ng/kg	2	2	100%	2505	2730	2617.5	2620	159
PCB Congeners	PCB-195	ng/kg	2	2	100%	860	914.5	887.25	887	38.5
PCB Congeners	PCB-196	ng/kg	2	2	100%	1720	1850	1785	1790	91.9
PCB Congeners	PCB-197/200	ng/kg	2	2	100%	407	438	422.5	423	21.9
PCB Congeners	PCB-198/199	ng/kg	2	2	100%	4840	4980	4910	4910	99
PCB Congeners	PCB-20/28	ng/kg	2	2	100%	8815	13800	11307.5	11300	3520
PCB Congeners	PCB-201	ng/kg	2	2	100%	728	844	786	786	82
PCB Congeners	PCB-202	ng/kg	2	2	100%	2070	2390	2230	2230	226
PCB Congeners	PCB-203	ng/kg	2	2	100%	2825	2840	2832.5	2830	10.6
PCB Congeners	PCB-204	ng/kg	2	2	100%	4.755	8.81	6.7825	6.78	2.87
PCB Congeners	PCB-205	ng/kg	2	2	100%	137	139	138	138	1.41
PCB Congeners	PCB-206	ng/kg	2	2	100%	3265	3790	3527.5	3530	371
PCB Congeners	PCB-207	ng/kg	2	2	100%	372.5	455	413.75	414	58.3
PCB Congeners	PCB-208	ng/kg	2	2	100%	1515	1740	1627.5	1630	159
PCB Congeners	PCB-209	ng/kg	2	2	100%	2500	2880	2690	2690	269
PCB Congeners	PCB-21/33	ng/kg	2	2	100%	929	1410	1169.5	1170	340
PCB Congeners	PCB-22	ng/kg	2	2	100%	1540	2320	1930	1930	552
PCB Congeners	PCB-23	ng/kg	2	2	100%	3.545	5.64	4.5925	4.59	1.48
PCB Congeners	PCB-25	ng/kg	2	2	100%	876.5	1350	1113.25	1110	335
PCB Congeners	PCB-26/29	ng/kg	2	2	100%	1535	2400	1967.5	1970	612
PCB Congeners	PCB-27	ng/kg	2	2	100%	561.5	1030	795.75	796	331
PCB Congeners	PCB-31	ng/kg	2	2	100%	5840	8810	7325	7330	2100
PCB Congeners	PCB-32	ng/kg	2	2	100%	1635	2410	2022.5	2020	548
PCB Congeners	PCB-34	ng/kg	2	2	100%	62.35	84	73.175	73.2	15.3
PCB Congeners	PCB-37	ng/kg	2	2	100%	349.5	476	412.75	413	89.4
PCB Congeners	PCB-38	ng/kg	2	2	100%	7.725	12.1	9.9125	9.91	3.09
PCB Congeners	PCB-39	ng/kg	2	2	100%	40.5	50.9	45.7	45.7	7.35
PCB Congeners	PCB-4	ng/kg	2	2	100%	690	962	826	826	192
PCB Congeners	PCB-40/71	ng/kg	2	2	100%	6425	8400	7412.5	7410	1400
PCB Congeners	PCB-42	ng/kg	2	2	100%	5135	5950	5542.5	5540	576
PCB Congeners	PCB-43	ng/kg	2	2	100%	558	697	627.5	628	98.3

Table 3-6
Statistical Summary of Detected Analytes - Atlantic Menhaden (Whole Body)

Parameter Group	Analyte	Units	Number of Valid Results[1]	Number of Detects	Detection Frequency	Minimum Detect	Maximum Detect	Median Value	Mean of Detects	Standard Deviation
PCB Congeners	PCB-44/47/65	ng/kg	2	2	100%	17050	22700	19875	19900	4000
PCB Congeners	PCB-45	ng/kg	2	2	100%	1075	1470	1272.5	1270	279
PCB Congeners	PCB-46	ng/kg	2	2	100%	411	626	518.5	519	152
PCB Congeners	PCB-48	ng/kg	2	2	100%	1875	2560	2217.5	2220	484
PCB Congeners	PCB-49/69	ng/kg	2	2	100%	14850	20000	17425	17400	3640
PCB Congeners	PCB-50/53	ng/kg	2	2	100%	1750	2780	2265	2270	728
PCB Congeners	PCB-51	ng/kg	2	2	100%	805.5	1230	1017.75	1020	300
PCB Congeners	PCB-52	ng/kg	2	2	100%	19750	26400	23075	23100	4700
PCB Congeners	PCB-54	ng/kg	2	2	100%	40.6	71.4	56	56	21.8
PCB Congeners	PCB-55	ng/kg	2	1	50%	109	109	NA	NA	NA
PCB Congeners	PCB-56	ng/kg	2	2	100%	3895	5980	4937.5	4940	1470
PCB Congeners	PCB-57	ng/kg	2	2	100%	85	115	100	100	21.2
PCB Congeners	PCB-58	ng/kg	2	2	100%	112	125	118.5	119	9.19
PCB Congeners	PCB-60	ng/kg	2	2	100%	1415	2020	1717.5	1720	428
PCB Congeners	PCB-61/70/74/76	ng/kg	2	2	100%	21300	28500	24900	24900	5090
PCB Congeners	PCB-62/75	ng/kg	2	2	100%	1335	1860	1597.5	1600	371
PCB Congeners	PCB-63	ng/kg	2	2	100%	720.5	933	826.75	827	150
PCB Congeners	PCB-64	ng/kg	2	2	100%	6865	7970	7417.5	7420	781
PCB Congeners	PCB-66	ng/kg	2	2	100%	14700	19200	16950	17000	3180
PCB Congeners	PCB-67	ng/kg	2	2	100%	280	464	372	372	130
PCB Congeners	PCB-68	ng/kg	2	2	100%	253	370	311.5	312	82.7
PCB Congeners	PCB-72	ng/kg	2	2	100%	386.5	530	458.25	458	101
PCB Congeners	PCB-77	ng/kg	2	2	100%	271.5	946	608.75	609	477
PCB Congeners	PCB-79	ng/kg	2	2	100%	167.5	232	199.75	200	45.6
PCB Congeners	PCB-8	ng/kg	2	2	100%	337.5	522	429.75	430	130
PCB Congeners	PCB-80	ng/kg	2	2	100%	1.69	7.59	4.64	4.64	4.17
PCB Congeners	PCB-81	ng/kg	2	2	100%	15.5	30.2	22.85	22.9	10.4
PCB Congeners	PCB-82	ng/kg	2	2	100%	1540	2090	1815	1820	389
PCB Congeners	PCB-83	ng/kg	2	2	100%	1053.5	1340	1196.75	1200	203
PCB Congeners	PCB-84	ng/kg	2	2	100%	3225	4330	3777.5	3780	781
PCB Congeners	PCB-85/116/117	ng/kg	2	2	100%	3695	5370	4532.5	4530	1180
PCB Congeners	PCB-86/87/97/109/119/125	ng/kg	2	2	100%	11000	15400	13200	13200	3110
PCB Congeners	PCB-89	ng/kg	2	2	100%	99.55	153	126.275	126	37.8
PCB Congeners	PCB-90/101/113	ng/kg	2	2	100%	21900	32800	27350	27400	7710
PCB Congeners	PCB-91	ng/kg	2	2	100%	3765	5080	4422.5	4420	930
PCB Congeners	PCB-92	ng/kg	2	2	100%	4465	6550	5507.5	5510	1470
PCB Congeners	PCB-93/100	ng/kg	2	2	100%	564.5	763	663.75	664	140
PCB Congeners	PCB-94	ng/kg	2	2	100%	124.5	169	146.75	147	31.5
PCB Congeners	PCB-95	ng/kg	2	2	100%	6400	16600	11500	11500	7210
PCB Congeners	PCB-96	ng/kg	2	2	100%	65.4	106	85.7	85.7	28.7
PCB Congeners	PCB-98/102	ng/kg	2	2	100%	404	720	562	562	223
PCB Congeners	PCB-99	ng/kg	2	2	100%	15100	24100	19600	19600	6360
PCB Congeners	Total PCB Congeners (209)	ng/kg	2	2	100%	448000	617000	532500	533000	120000
Pesticides	2,4'-DDD	pg/g	2	2	100%	18850	41400	30125	30100	15900
Pesticides	2,4'-DDE	pg/g	2	2	100%	8490	28000	18245	18200	13800
Pesticides	2,4'-DDT	pg/g	2	2	100%	542.5	1410	976.25	976	613
Pesticides	4,4'-DDD	pg/g	2	2	100%	57550	108000	82775	82800	35700
Pesticides	4,4'-DDE	pg/g	2	2	100%	50750	120000	85375	85400	49000
Pesticides	4,4'-DDT	pg/g	2	2	100%	1685	6840	4262.5	4260	3650
Pesticides	Aldrin	pg/g	2	2	100%	29.95	96.9	63.425	63.4	47.3
Pesticides	Alpha BHC	pg/g	2	2	100%	43.35	110	76.675	76.7	47.1
Pesticides	Beta BHC	pg/g	2	2	100%	66.2	148	107.1	107	57.8
Pesticides	Cis-Chlordane	pg/g	2	2	100%	5745	11800	8772.5	8770	4280
Pesticides	Cis-Nonachlor	pg/g	2	2	100%	2770	4900	3835	3840	1510
Pesticides	Dieldrin	pg/g	2	2	100%	3660	8550	6105	6110	3460
Pesticides	Endosulfan Sulfate	pg/g	2	1	50%	71.3	71.3	NA	NA	NA
Pesticides	Endrin	pg/g	2	1	50%	14.75	14.75	NA	NA	NA
Pesticides	Endrin Ketone	pg/g	2	1	50%	54.75	54.75	NA	NA	NA
Pesticides	Gamma BHC (Lindane)	pg/g	2	2	100%	24.95	63.3	44.125	44.1	27.1
Pesticides	Heptachlor	pg/g	2	1	50%	7.59	7.59	NA	NA	NA
Pesticides	Heptachlor Epoxide	pg/g	2	2	100%	795.5	1440	1117.75	1120	456
Pesticides	Hexachlorobenzene	pg/g	2	2	100%	556	1360	958	958	569
Pesticides	Mirex	pg/g	1	1	50%	70.95	70.95	NA	NA	NA
Pesticides	Oxychlordane	pg/g	2	2	100%	538.5	2200	1369.25	1370	1170
Pesticides	Trans-Chlordane	pg/g	2	2	100%	2560	3880	3220	3220	933
Pesticides	Trans-Heptachlor Epoxide	pg/g	2	2	100%	316.5	1830	1073.25	1070	1070
Pesticides	Trans-Nonachlor	pg/g	2	2	100%	6050	13800	9925	9930	5480
Pesticides	Total Alpha + Gamma Chlordane	pg/g	2	2	100%	8305	15700	12002.5	12000	5230
Pesticides	Total DDT (2,4)	pg/g	2	2	100%	27900	70800	49350	49400	30300

Table 3-6
Statistical Summary of Detected Analytes - Atlantic Menhaden (Whole Body)

Parameter Group	Analyte	Units	Number of Valid Results[1]	Number of Detects	Detection Frequency	Minimum Detect	Maximum Detect	Median Value	Mean of Detects	Standard Deviation
Pesticides	Total DDT (4,4)	pg/g	2	2	100%	110000	235000	172500	173000	88400
Pesticides	Total DDT (2,4 & 4,4)	pg/g	2	2	100%	138000	306000	222000	222000	119000
Physical Parameters	Moisture (Water) Content	%	2	2	100%	272	347.5	309.75	310	53.4
Physical Parameters	Percent Moisture	%	2	2	100%	73.2	77.3	75.25	75.3	2.9
Semivolatiles	Acenaphthene	ug/kg	2	2	100%	13	15	14	14	1.41
Semivolatiles	Anthracene	ug/kg	2	1	50%	2.9	2.9	NA	NA	NA
Semivolatiles	Benzaldehyde	ug/kg	2	1	50%	1500	1500	NA	NA	NA
Semivolatiles	Benzo(a)Anthracene	ug/kg	2	1	50%	3.6	3.6	NA	NA	NA
Semivolatiles	Benzo(a)Pyrene	ug/kg	2	1	50%	3.1	3.1	NA	NA	NA
Semivolatiles	Benzo(b)Fluoranthene	ug/kg	2	1	50%	3.15	3.15	NA	NA	NA
Semivolatiles	Benzo(g,h,i)Perylene	ug/kg	2	1	50%	2.95	2.95	NA	NA	NA
Semivolatiles	Benzo(j)+(k)Fluoranthene	ug/kg	2	1	50%	3.9	3.9	NA	NA	NA
Semivolatiles	Benzo[e]Pyrene	ug/kg	2	1	50%	3.1	3.1	NA	NA	NA
Semivolatiles	C1-Naphthalenes	ug/kg	2	2	100%	5.4	5.6	5.5	5.5	0.141
Semivolatiles	Chrysene	ug/kg	2	1	50%	4.25	4.25	NA	NA	NA
Semivolatiles	Fluoranthene	ug/kg	2	2	100%	5	8.1	6.55	6.55	2.19
Semivolatiles	Fluorene	ug/kg	2	2	100%	4.7	7.1	5.9	5.9	1.7
Semivolatiles	Naphthalene	ug/kg	2	2	100%	4.6	4.7	4.65	4.65	0.0707
Semivolatiles	Phenanthrene	ug/kg	2	2	100%	3.9	6.55	5.225	5.23	1.87
Semivolatiles	Phenol	ug/kg	2	1	50%	410	410	NA	NA	NA
Semivolatiles	Pyrene	ug/kg	2	1	50%	6	6	NA	NA	NA
Semivolatiles	Total HMW PAHs	ug/kg	2	2	100%	5	31	18	18	18.4
Semivolatiles	Total LMW PAHs	ug/kg	2	2	100%	26.3	36.15	31.225	31.2	6.97
Semivolatiles	Total PAHs	ug/kg	2	2	100%	31.3	67.15	49.225	49.2	25.3

Footnotes:
[1]Valid results are results that were found to be valid as a result of data validation. Only valid data are used in statistical analyses. Additional details regarding rejected data are provided in Appendix E of this report.

Notes:
1. Only detected values were included in the calculation of Totals.
2. Non-detect ("U" qualified) data were excluded from the statistical analysis.

DDD = dichlorodiphenyldichloroethane
DDE = dichlorodiphenyldichloroethylene
DDT = dichlorodiphenyltrichloroethane
HMW = high molecular weight
LMW = low molecular weight
PAH = polycyclic aromatic hydrocarbon
PCB = polychlorinated biphenyl
NA = not applicable

% = percent
mg/kg = milligrams per kilogram
ng/g = nanograms per gram
ng/kg = nanograms per kilogram
pg/g = picograms per gram
ppb = parts per billion
ug/kg = micrograms per kilogram

Table 3-7
Statistical Summary of Detected Analytes - Mummichog (Whole Body)

Parameter Group	Analyte	Units	Number of Valid Results[1]	Number of Detects	Detection Frequency	Minimum Detect	Maximum Detect	Median Value	Mean of Detects	Standard Deviation
Aroclor PCBs	Aroclor 1248	ug/kg	4	1	25%	86.5	86.5	NA	NA	NA
Aroclor PCBs	Aroclor 1254	ug/kg	4	4	100%	210	1600	335	620	658
Aroclor PCBs	Aroclor 1262	ug/kg	4	2	50%	30.8	71	50.9	50.9	28.4
Aroclor PCBs	Total Aroclor PCBs (Sum of 7 Aroclors)	ug/kg	4	4	100%	270	1600	348.25	642	641
Aroclor PCBs	Total Aroclor PCBs (Sum of 9 Aroclors)	ug/kg	4	4	100%	324	1600	370.5	666	623
Dioxins/Furans	1,2,3,4,6,7,8-HpCDD	ng/kg	4	4	100%	0.293	1.65	1.0395	1.01	0.671
Dioxins/Furans	1,2,3,4,6,7,8-HpCDF	ng/kg	4	4	100%	1.28	16.2	2.2025	5.47	7.2
Dioxins/Furans	1,2,3,4,7,8,9-HpCDF	ng/kg	4	2	50%	0.1455	0.229	0.18725	0.187	0.059
Dioxins/Furans	1,2,3,4,7,8-HxCDD	ng/kg	4	2	50%	0.06325	0.0654	0.064325	0.0643	0.00152
Dioxins/Furans	1,2,3,4,7,8-HxCDF	ng/kg	4	4	100%	0.0901	1.19	0.30875	0.474	0.518
Dioxins/Furans	1,2,3,6,7,8-HxCDD	ng/kg	4	4	100%	0.0674	0.17	0.12195	0.12	0.0474
Dioxins/Furans	1,2,3,6,7,8-HxCDF	ng/kg	4	4	100%	0.528	2.46	0.7385	1.12	0.911
Dioxins/Furans	1,2,3,7,8,9-HxCDD	ng/kg	4	4	100%	0.0535	0.1377	0.10155	0.0986	0.0374
Dioxins/Furans	1,2,3,7,8,9-HxCDF	ng/kg	4	3	75%	0.08825	0.108	0.107	0.101	0.0111
Dioxins/Furans	1,2,3,7,8-PCDD	ng/kg	4	4	100%	0.166	0.261	0.20675	0.21	0.0406
Dioxins/Furans	1,2,3,7,8-PCDF	ng/kg	4	4	100%	0.353	1.85	0.751	0.926	0.646
Dioxins/Furans	2,3,4,6,7,8-HxCDF	ng/kg	4	4	100%	0.049	0.102	0.0724	0.074	0.0272
Dioxins/Furans	2,3,4,7,8-PCDF	ng/kg	4	4	100%	0.6125	4.74	0.946	1.81	1.96
Dioxins/Furans	2,3,7,8-TCDD	ng/kg	4	4	100%	5.99	16.4	8.51	9.85	4.7
Dioxins/Furans	2,3,7,8-TCDF	ng/kg	4	4	100%	0.446	1.29	0.67075	0.769	0.363
Dioxins/Furans	OCDD	ng/kg	4	4	100%	1.84	13.75	6.63	7.21	5.29
Dioxins/Furans	OCDF	ng/kg	4	4	100%	0.107	20	1.681	5.87	9.48
Dioxins/Furans	Percent Lipids	%	4	4	100%	2.5	4.1	2.525	2.91	0.792
Metals	Aluminum	mg/kg	4	4	100%	5.71	157.5	31.45	56.5	70.7
Metals	Arsenic	mg/kg	4	4	100%	0.49	0.713	0.59225	0.597	0.0912
Metals	Barium	mg/kg	4	4	100%	0.749	2.55	1.675	1.66	0.749
Metals	Calcium	mg/kg	4	4	100%	13400	19200	15300	15800	2440
Metals	Chromium	mg/kg	4	3	75%	0.13	1.0295	0.407	0.522	0.461
Metals	Cobalt	mg/kg	4	3	75%	0.031	0.1155	0.0626	0.0697	0.0427
Metals	Copper	mg/kg	4	4	100%	3.81	4.945	4.71	4.54	0.51
Metals	Iron	mg/kg	4	4	100%	31.5	277.5	89.2	122	112
Metals	Lead	mg/kg	4	4	100%	0.306	1.79	0.5845	0.816	0.662
Metals	Magnesium	mg/kg	4	4	100%	680	768	718.5	721	36.9
Metals	Manganese	mg/kg	4	4	100%	9.21	22.3	14.95	15.4	5.67
Metals	Mercury	ng/g	4	4	100%	29.7	67.6	37.1	42.9	17.1
Metals	Methyl Mercury	ng/g	4	4	100%	47.1	60.5	47.875	50.8	6.45
Metals	Nickel	mg/kg	4	1	25%	0.4245	0.4245	NA	NA	NA
Metals	Potassium	mg/kg	4	4	100%	3340	3780	3715	3640	206
Metals	Selenium	mg/kg	4	4	100%	0.392	0.633	0.5685	0.541	0.104
Metals	Silver	mg/kg	4	4	100%	0.0475	0.07085	0.0575	0.0583	0.0118
Metals	Sodium	mg/kg	4	4	100%	1870	2100	2017.5	2000	107
Metals	Titanium	mg/kg	4	2	50%	1.55	4.035	2.7925	2.79	1.76
Metals	Vanadium	mg/kg	4	4	100%	0.165	0.5595	0.228	0.295	0.184
Metals	Zinc	mg/kg	4	4	100%	58.75	72.7	67.5	66.6	6.04
PCB Congeners	PCB-1	ng/kg	4	4	100%	11.8	79	14.025	29.7	32.9
PCB Congeners	PCB-10	ng/kg	4	4	100%	12.6	96.2	17.85	36.1	40.2
PCB Congeners	PCB-103	ng/kg	4	4	100%	172.5	1440	357.5	582	583
PCB Congeners	PCB-104	ng/kg	4	4	100%	14.1	64.7	38.875	39.1	24.6
PCB Congeners	PCB-105	ng/kg	4	4	100%	3520	88700	10340	28200	40500
PCB Congeners	PCB-107	ng/kg	4	4	100%	1080	14100	2460	5030	6090
PCB Congeners	PCB-108/124	ng/kg	4	4	100%	165	2620	362.5	878	1170
PCB Congeners	PCB-11	ng/kg	4	4	100%	57.2	91.3	73.75	74	15.8
PCB Congeners	PCB-110/115	ng/kg	4	4	100%	13400	221000	33700	75500	97700
PCB Congeners	PCB-111	ng/kg	4	4	100%	20.8	93	34.05	45.5	32.3
PCB Congeners	PCB-112	ng/kg	4	4	100%	43.1	720	65.5	224	331
PCB Congeners	PCB-114	ng/kg	4	4	100%	268.5	6730	752.5	2130	3080
PCB Congeners	PCB-118	ng/kg	4	4	100%	13350	234000	36600	80100	103000
PCB Congeners	PCB-12/13	ng/kg	4	4	100%	5.79	51	7.8725	18.1	21.9
PCB Congeners	PCB-120	ng/kg	4	4	100%	97.7	522	172	241	191
PCB Congeners	PCB-121	ng/kg	4	4	100%	6.085	47.5	21.15	24	18.3
PCB Congeners	PCB-122	ng/kg	4	4	100%	8.345	145	16.15	46.4	65.8

Table 3-7
Statistical Summary of Detected Analytes - Mummichog (Whole Body)

Parameter Group	Analyte	Units	Number of Valid Results[1]	Number of Detects	Detection Frequency	Minimum Detect	Maximum Detect	Median Value	Mean of Detects	Standard Deviation
PCB Congeners	PCB-123	ng/kg	4	4	100%	210	5750	618.5	1800	2640
PCB Congeners	PCB-126	ng/kg	4	4	100%	41.35	620	95.25	213	273
PCB Congeners	PCB-127	ng/kg	4	4	100%	15.65	127	36.5	53.9	50
PCB Congeners	PCB-128/166	ng/kg	4	4	100%	1975	14900	4400	6420	5870
PCB Congeners	PCB-129/138/163	ng/kg	4	4	100%	25200	116000	42550	56600	40900
PCB Congeners	PCB-130	ng/kg	4	4	100%	1280	6890	2205	3150	2560
PCB Congeners	PCB-131	ng/kg	4	4	100%	33.4	381	67.6	137	164
PCB Congeners	PCB-132	ng/kg	4	4	100%	3295	19100	5730	8460	7310
PCB Congeners	PCB-133	ng/kg	4	4	100%	484	1760	722.5	922	572
PCB Congeners	PCB-134	ng/kg	4	4	100%	362	2340	633	992	918
PCB Congeners	PCB-135/151	ng/kg	4	4	100%	5620	20800	7750	10500	6980
PCB Congeners	PCB-136	ng/kg	4	4	100%	565	3040	945.5	1370	1140
PCB Congeners	PCB-137	ng/kg	4	4	100%	793.5	6750	1840	2810	2690
PCB Congeners	PCB-139/140	ng/kg	4	4	100%	237	1700	588	778	643
PCB Congeners	PCB-14	ng/kg	4	1	25%	1.1975	1.1975	NA	NA	NA
PCB Congeners	PCB-141	ng/kg	4	4	100%	3800	14000	4700	6800	4860
PCB Congeners	PCB-142	ng/kg	4	1	25%	11.9	11.9	NA	NA	NA
PCB Congeners	PCB-143	ng/kg	4	4	100%	22.75	147	57.55	71.2	57.3
PCB Congeners	PCB-144	ng/kg	4	4	100%	790.5	3040	1089	1500	1050
PCB Congeners	PCB-145	ng/kg	4	4	100%	2.33	28.3	5.53	10.4	12.1
PCB Congeners	PCB-146	ng/kg	3	3	75%	4565	14500	6880	8650	5200
PCB Congeners	PCB-147/149	ng/kg	4	4	100%	12200	44600	19100	23800	14500
PCB Congeners	PCB-148	ng/kg	4	4	100%	41.9	171	90.05	98.3	55.1
PCB Congeners	PCB-15	ng/kg	4	4	100%	18.6	87.3	49.3	51.1	28.1
PCB Congeners	PCB-150	ng/kg	4	4	100%	23.3	156	57.65	73.7	57.7
PCB Congeners	PCB-152	ng/kg	4	4	100%	1.86	32.9	4.525	11	14.7
PCB Congeners	PCB-153/168	ng/kg	4	4	100%	28300	96000	44150	53200	29700
PCB Congeners	PCB-154	ng/kg	4	4	100%	388.5	1600	774	884	529
PCB Congeners	PCB-155	ng/kg	4	4	100%	132.5	384	240	249	111
PCB Congeners	PCB-156/157	ng/kg	4	4	100%	1935	12600	3475	5370	4910
PCB Congeners	PCB-158	ng/kg	4	4	100%	1950	9500	3420	4570	3410
PCB Congeners	PCB-159	ng/kg	4	4	100%	2.98	13.3	4.435	6.29	4.83
PCB Congeners	PCB-16	ng/kg	4	4	100%	274.5	2080	540	859	827
PCB Congeners	PCB-160	ng/kg	4	4	100%	9.925	51.5	20.65	25.7	18.9
PCB Congeners	PCB-161	ng/kg	4	4	100%	2.19	14.4	4.89	6.59	5.43
PCB Congeners	PCB-162	ng/kg	3	3	75%	189	305	233	242	58.6
PCB Congeners	PCB-164	ng/kg	4	4	100%	1080	4860	1630	2300	1740
PCB Congeners	PCB-165	ng/kg	3	3	75%	16.15	55.3	23.7	31.7	20.8
PCB Congeners	PCB-167	ng/kg	4	4	100%	841.5	4520	1440	2060	1680
PCB Congeners	PCB-17	ng/kg	4	4	100%	647	8420	1320	2930	3680
PCB Congeners	PCB-170	ng/kg	4	4	100%	5740	14300	6447.5	8230	4060
PCB Congeners	PCB-171/173	ng/kg	1	1	25%	3410	3410	NA	NA	NA
PCB Congeners	PCB-172	ng/kg	4	4	100%	1190	2710	1307.5	1630	726
PCB Congeners	PCB-174	ng/kg	3	3	75%	3610	7910	3790	5100	2430
PCB Congeners	PCB-175	ng/kg	3	3	75%	310.5	588	386	428	143
PCB Congeners	PCB-176	ng/kg	4	4	100%	387	985	468	577	280
PCB Congeners	PCB-178	ng/kg	3	3	75%	1700	3840	2060	2530	1150
PCB Congeners	PCB-179	ng/kg	4	4	100%	513	2140	879.5	1100	725
PCB Congeners	PCB-18/30	ng/kg	4	4	100%	751.5	11000	1690	3780	4840
PCB Congeners	PCB-180/193	ng/kg	2	2	50%	18000	35500	26750	26800	12400
PCB Congeners	PCB-182	ng/kg	3	3	75%	35.9	115	61.3	70.7	40.4
PCB Congeners	PCB-183/185	ng/kg	3	3	75%	5130	9630	6350	7040	2330
PCB Congeners	PCB-184	ng/kg	4	4	100%	13.2	32.4	26.3	24.6	8.48
PCB Congeners	PCB-186	ng/kg	4	1	25%	2.23	2.23	NA	NA	NA
PCB Congeners	PCB-187	ng/kg	4	4	100%	11500	25700	13900	16300	6410
PCB Congeners	PCB-188	ng/kg	4	4	100%	17.3	68.6	40.9	41.9	21.8
PCB Congeners	PCB-189	ng/kg	4	4	100%	208	591	226.75	313	186
PCB Congeners	PCB-19	ng/kg	3	3	75%	101.5	1990	133	742	1080
PCB Congeners	PCB-190	ng/kg	4	4	100%	1230	2910	1332.5	1700	809
PCB Congeners	PCB-191	ng/kg	4	4	100%	279	549	312.75	363	127
PCB Congeners	PCB-192	ng/kg	4	3	75%	1.345	3.8	1.64	2.26	1.34

Table 3-7
Statistical Summary of Detected Analytes - Mummichog (Whole Body)

Parameter Group	Analyte	Units	Number of Valid Results[1]	Number of Detects	Detection Frequency	Minimum Detect	Maximum Detect	Median Value	Mean of Detects	Standard Deviation
PCB Congeners	PCB-194	ng/kg	4	4	100%	2240	4840	2417.5	2980	1250
PCB Congeners	PCB-195	ng/kg	4	4	100%	868	1830	980	1160	447
PCB Congeners	PCB-196	ng/kg	4	4	100%	1675	2810	1730	1990	551
PCB Congeners	PCB-197/200	ng/kg	4	4	100%	57.5	588	220	271	242
PCB Congeners	PCB-198/199	ng/kg	4	4	100%	3730	7690	4070	4890	1870
PCB Congeners	PCB-2	ng/kg	4	3	75%	2.48	3.7	2.61	2.93	0.67
PCB Congeners	PCB-20/28	ng/kg	4	4	100%	7000	106000	15500	36000	46800
PCB Congeners	PCB-201	ng/kg	4	4	100%	382.5	783	522	552	171
PCB Congeners	PCB-202	ng/kg	4	4	100%	857.5	2000	1315	1370	474
PCB Congeners	PCB-203	ng/kg	4	4	100%	2250	4760	2525	3020	1170
PCB Congeners	PCB-204	ng/kg	4	3	75%	3.35	5.17	4.81	4.44	0.964
PCB Congeners	PCB-205	ng/kg	4	4	100%	77.5	200	90.5	115	57.6
PCB Congeners	PCB-206	ng/kg	4	4	100%	889	2020	1295	1370	529
PCB Congeners	PCB-207	ng/kg	4	4	100%	157.5	255	216.5	211	47.3
PCB Congeners	PCB-208	ng/kg	4	4	100%	456.5	825	639.5	640	182
PCB Congeners	PCB-209	ng/kg	4	4	100%	570	1010	683	737	208
PCB Congeners	PCB-21/33	ng/kg	4	4	100%	100.55	1290	221.5	458	558
PCB Congeners	PCB-22	ng/kg	4	4	100%	783	7990	1375	2880	3420
PCB Congeners	PCB-23	ng/kg	4	4	100%	1.36	13.1	3.475	5.35	5.26
PCB Congeners	PCB-24	ng/kg	4	4	100%	5.14	73.9	19.25	29.4	30.6
PCB Congeners	PCB-25	ng/kg	4	4	100%	181	3260	298	1010	1500
PCB Congeners	PCB-26/29	ng/kg	4	4	100%	412	6830	785	2200	3090
PCB Congeners	PCB-27	ng/kg	4	4	100%	114	2780	259	853	1290
PCB Congeners	PCB-3	ng/kg	4	1	25%	7.93	7.93	NA	NA	NA
PCB Congeners	PCB-31	ng/kg	4	4	100%	2980	31100	5265	11200	13300
PCB Congeners	PCB-32	ng/kg	4	4	100%	1315	15000	2445	5300	6490
PCB Congeners	PCB-34	ng/kg	4	4	100%	10.3	187	18.05	58.4	85.9
PCB Congeners	PCB-35	ng/kg	4	3	75%	1.65	7.45	2.005	3.7	3.25
PCB Congeners	PCB-36	ng/kg	4	2	50%	1.01	1.22	1.115	1.12	0.148
PCB Congeners	PCB-37	ng/kg	4	4	100%	69.5	891	102.1	291	400
PCB Congeners	PCB-38	ng/kg	4	4	100%	2.455	56.9	6.065	17.9	26.1
PCB Congeners	PCB-39	ng/kg	4	4	100%	3.935	136	6.65	38.3	65.1
PCB Congeners	PCB-4	ng/kg	4	4	100%	180	2450	261.5	788	1110
PCB Congeners	PCB-40/71	ng/kg	4	4	100%	2480	46200	5775	15100	20800
PCB Congeners	PCB-41	ng/kg	4	4	100%	118.5	3450	318	1050	1600
PCB Congeners	PCB-42	ng/kg	4	4	100%	1485	37800	3695	11700	17500
PCB Congeners	PCB-43	ng/kg	4	4	100%	174.5	4000	471.5	1280	1820
PCB Congeners	PCB-44/47/65	ng/kg	4	4	100%	7595	167000	18500	52900	76200
PCB Congeners	PCB-45	ng/kg	4	4	100%	278	8110	575	2380	3820
PCB Congeners	PCB-46	ng/kg	4	4	100%	49.3	1380	115.5	415	644
PCB Congeners	PCB-48	ng/kg	4	4	100%	180.5	8610	405.5	2400	4140
PCB Congeners	PCB-49/69	ng/kg	4	4	100%	5700	155000	15400	47900	71600
PCB Congeners	PCB-5	ng/kg	4	4	100%	1.053	5.24	2.035	2.59	1.84
PCB Congeners	PCB-50/53	ng/kg	4	4	100%	514	11900	1215	3710	5470
PCB Congeners	PCB-51	ng/kg	4	4	100%	806.5	5860	1340	2340	2390
PCB Congeners	PCB-52	ng/kg	4	4	100%	6650	172000	19200	54300	78700
PCB Congeners	PCB-54	ng/kg	4	4	100%	13.9	125	34.45	52	51
PCB Congeners	PCB-55	ng/kg	4	4	100%	20.6	346	49.55	116	154
PCB Congeners	PCB-56	ng/kg	3	3	75%	464	10600	865	3980	5740
PCB Congeners	PCB-57	ng/kg	4	4	100%	14.295	205	22.15	65.9	92.8
PCB Congeners	PCB-58	ng/kg	4	4	100%	15.1	157	22.35	54.2	68.6
PCB Congeners	PCB-6	ng/kg	4	4	100%	26.85	963	54.45	275	459
PCB Congeners	PCB-60	ng/kg	4	4	100%	1260	50100	3895	14800	23600
PCB Congeners	PCB-61/70/74/76	ng/kg	4	4	100%	8580	249000	23000	75900	116000
PCB Congeners	PCB-62/75	ng/kg	4	4	100%	583.5	13700	1445	4290	6280
PCB Congeners	PCB-63	ng/kg	4	4	100%	438.5	8640	1015.5	2780	3920
PCB Congeners	PCB-64	ng/kg	4	4	100%	4160	117000	10985	35800	54200
PCB Congeners	PCB-66	ng/kg	4	4	100%	8410	367000	27650	108000	173000
PCB Congeners	PCB-67	ng/kg	4	4	100%	37.4	604	72.1	196	272
PCB Congeners	PCB-68	ng/kg	4	4	100%	126	1130	232.5	430	470
PCB Congeners	PCB-7	ng/kg	4	4	100%	7.265	24	8.625	12.1	7.94

Table 3-7
Statistical Summary of Detected Analytes - Mummichog (Whole Body)

Parameter Group	Analyte	Units	Number of Valid Results[1]	Number of Detects	Detection Frequency	Minimum Detect	Maximum Detect	Median Value	Mean of Detects	Standard Deviation
PCB Congeners	PCB-72	ng/kg	4	4	100%	162	1760	308	635	754
PCB Congeners	PCB-73	ng/kg	4	4	100%	19	364	51.95	122	162
PCB Congeners	PCB-77	ng/kg	1	1	25%	4220	4220	NA	NA	NA
PCB Congeners	PCB-79	ng/kg	4	4	100%	40.4	840	102.4	271	381
PCB Congeners	PCB-8	ng/kg	4	4	100%	147.5	1360	279.5	517	566
PCB Congeners	PCB-81	ng/kg	4	4	100%	12.65	467	30.3	135	221
PCB Congeners	PCB-82	ng/kg	4	4	100%	347.5	14000	974.5	4070	6630
PCB Congeners	PCB-83	ng/kg	4	4	100%	238	6920	578	2080	3230
PCB Congeners	PCB-84	ng/kg	4	4	100%	588.5	13200	1420	4160	6050
PCB Congeners	PCB-85/116/117	ng/kg	4	4	100%	2500	58300	6885	18600	26500
PCB Congeners	PCB-86/87/97/109/119/125	ng/kg	3	3	75%	5905	108000	11700	41900	57300
PCB Congeners	PCB-88	ng/kg	4	4	100%	5.76	65.4	8.145	21.9	29
PCB Congeners	PCB-89	ng/kg	4	4	100%	55.5	1880	148	558	883
PCB Congeners	PCB-9	ng/kg	4	4	100%	4.13	40.6	8.865	15.6	16.8
PCB Congeners	PCB-90/101/113	ng/kg	4	4	100%	9725	172000	26350	58600	76000
PCB Congeners	PCB-91	ng/kg	4	4	100%	1635	27900	4035	9400	12400
PCB Congeners	PCB-92	ng/kg	4	4	100%	2980	31700	6240	11800	13400
PCB Congeners	PCB-93/100	ng/kg	4	4	100%	425	2480	887	1170	958
PCB Congeners	PCB-94	ng/kg	4	4	100%	18.2	535	50.85	164	248
PCB Congeners	PCB-95	ng/kg	1	1	25%	11800	11800	NA	NA	NA
PCB Congeners	PCB-96	ng/kg	4	4	100%	14.5	431	33.75	128	202
PCB Congeners	PCB-98/102	ng/kg	4	4	100%	318	6550	773	2100	2970
PCB Congeners	PCB-99	ng/kg	4	4	100%	9150	159000	23600	53800	70500
PCB Congeners	Total PCB Congeners (209)	ng/kg	4	4	100%	275000	3370000	544500	1180000	1460000
Pesticides	2,4'-DDD	pg/g	4	4	100%	380.5	6900	2472	3060	3080
Pesticides	2,4'-DDE	pg/g	4	4	100%	606.5	11900	3960	5110	5380
Pesticides	2,4'-DDT	pg/g	4	2	50%	51.75	116	83.875	83.9	45.4
Pesticides	4,4'-DDD	pg/g	4	4	100%	13350	177000	78600	86900	77400
Pesticides	4,4'-DDE	pg/g	4	4	100%	26250	220000	134200	129000	92300
Pesticides	4,4'-DDT	pg/g	4	4	100%	1885	4840	2315	2840	1350
Pesticides	Alpha BHC	pg/g	3	1	25%	40.5	40.5	NA	NA	NA
Pesticides	Beta BHC	pg/g	4	3	75%	28.9	57.4	50.35	45.6	14.8
Pesticides	Cis-Chlordane	pg/g	4	4	100%	2200	6210	3825	4020	1760
Pesticides	Cis-Nonachlor	pg/g	4	4	100%	1605	3990	2430	2610	1060
Pesticides	Dieldrin	pg/g	4	4	100%	3535	8170	4715	5280	2070
Pesticides	Gamma BHC (Lindane)	pg/g	4	2	50%	10.245	25.2	17.7225	17.7	10.6
Pesticides	Heptachlor	pg/g	4	1	25%	16.9	16.9	NA	NA	NA
Pesticides	Heptachlor Epoxide	pg/g	4	4	100%	295	914	698.75	652	287
Pesticides	Hexachlorobenzene	pg/g	4	4	100%	20.6	117	33.6	51.2	44.3
Pesticides	Mirex	pg/g	4	3	75%	34.6	75.7	43.1	51.1	21.7
Pesticides	Oxychlordane	pg/g	4	4	100%	595	1650	1112.5	1120	539
Pesticides	Trans-Chlordane	pg/g	4	4	100%	694	1650	1171	1170	469
Pesticides	Trans-Heptachlor Epoxide	pg/g	4	3	75%	150	503	465	373	194
Pesticides	Trans-Nonachlor	pg/g	4	4	100%	3575	9930	6340	6550	2960
Pesticides	Total Alpha + Gamma Chlordane	pg/g	4	4	100%	3055	7700	4995	5190	2150
Pesticides	Total DDT (2,4)	pg/g	4	4	100%	1037.5	18800	6470	8190	8420
Pesticides	Total DDT (4,4)	pg/g	4	4	100%	41500	374000	229000	218000	167000
Pesticides	Total DDT (2,4 & 4,4)	pg/g	4	4	100%	42500	393000	235500	227000	175000
Physical Parameters	Moisture (Water) Content	%	4	4	100%	278	324	306.5	304	22.4
Physical Parameters	Percent Moisture	%	4	4	100%	73.5	76.4	75.375	75.2	1.4
Semivolatiles	2-Methylnaphthalene	ug/kg	4	1	25%	3.1	3.1	NA	NA	NA
Semivolatiles	Acenaphthene	ug/kg	4	2	50%	2.8	6.2	4.5	4.5	2.4
Semivolatiles	Anthracene	ug/kg	4	1	25%	4.15	4.15	NA	NA	NA
Semivolatiles	C1-Naphthalenes	ug/kg	4	1	25%	8.2	8.2	NA	NA	NA
Semivolatiles	C2-Naphthalenes	ug/kg	4	1	25%	22	22	NA	NA	NA
Semivolatiles	Chrysene	ug/kg	4	1	25%	2.7	2.7	NA	NA	NA
Semivolatiles	Fluoranthene	ug/kg	4	1	25%	6.3	6.3	NA	NA	NA
Semivolatiles	Fluorene	ug/kg	4	1	25%	4.2	4.2	NA	NA	NA
Semivolatiles	Naphthalene	ug/kg	4	1	25%	3.2	3.2	NA	NA	NA
Semivolatiles	Phenanthrene	ug/kg	4	1	25%	4.15	4.15	NA	NA	NA
Semivolatiles	Pyrene	ug/kg	4	2	50%	3.4	6	4.7	4.7	1.84

Table 3-7
Statistical Summary of Detected Analytes - Mummichog (Whole Body)

Parameter Group	Analyte	Units	Number of Valid Results[1]	Number of Detects	Detection Frequency	Minimum Detect	Maximum Detect	Median Value	Mean of Detects	Standard Deviation
Semivolatiles	Total HMW PAHs	ug/kg	4	2	50%	3.4	13.7	8.55	8.55	7.28
Semivolatiles	Total LMW PAHs	ug/kg	4	3	75%	2.8	16.7	3.1	7.53	7.94
Semivolatiles	Total PAHs	ug/kg	4	3	75%	2.8	30.4	6.5	13.2	15

Footnotes:
[1]Valid results are results that were found to be valid as a result of data validation. Only valid data are used in statistical analyses. Additional details regarding rejected data are provided in Appendix E of this report.

Notes:
1. Only detected values were included in the calculation of Totals.
2. Non-detect ("U" qualified) data were excluded from the statistical analysis.

DDD = dichlorodiphenyldichloroethane
DDE = dichlorodiphenyldichloroethylene
DDT = dichlorodiphenyltrichloroethane
HMW = high molecular weight
LMW = low molecular weight
PAH = polycyclic aromatic hydrocarbon
PCB = polychlorinated biphenyl
NA = not applicable

% = percent
mg/kg = milligrams per kilogram
ng/g = nanograms per gram
ng/kg = nanograms per kilogram
pg/g = picograms per gram
ppb = parts per billion
ug/kg = micrograms per kilogram

Table 3-8
Statistical Summary of Detected Analytes by Zone - Mummichog (Whole Body)

Parameter Group	Analyte	Units	Number of Valid Results[1]	Number of Detects	Detection Frequency	Minimum Detect	Maximum Detect	Median Value	Mean of Detects	Standard Deviation
NORTH ZONE										
Aroclor PCBs	Aroclor 1248	ug/kg	2	1	50%	86.5	86.5	NA	NA	NA
Aroclor PCBs	Aroclor 1254	ug/kg	2	2	100%	210	270	240	240	42.4
Aroclor PCBs	Aroclor 1262	ug/kg	2	2	100%	30.8	71	50.9	50.9	28.4
Aroclor PCBs	Total Aroclor PCBs (Sum of 7 Aroclors)	ug/kg	2	2	100%	270	296.5	283.25	283	18.7
Aroclor PCBs	Total Aroclor PCBs (Sum of 9 Aroclors)	ug/kg	2	2	100%	324	341	332.5	333	12
Dioxins/Furans	1,2,3,4,6,7,8-HpCDF	ng/kg	2	2	100%	3.015	16.2	9.6075	9.61	9.32
Dioxins/Furans	1,2,3,4,6,7,8-HpCDD	ng/kg	2	2	100%	1.5	1.65	1.575	1.58	0.106
Dioxins/Furans	1,2,3,4,7,8,9-HpCDF	ng/kg	2	2	100%	0.1455	0.229	0.18725	0.187	0.059
Dioxins/Furans	1,2,3,4,7,8-HxCDF	ng/kg	2	2	100%	0.5225	1.19	0.85625	0.856	0.472
Dioxins/Furans	1,2,3,4,7,8-HxCDD	ng/kg	2	1	50%	0.06325	0.06325	NA	NA	NA
Dioxins/Furans	1,2,3,6,7,8-HxCDF	ng/kg	2	2	100%	0.897	2.46	1.6785	1.68	1.11
Dioxins/Furans	1,2,3,6,7,8-HxCDD	ng/kg	2	2	100%	0.149	0.17	0.1595	0.16	0.0148
Dioxins/Furans	1,2,3,7,8,9-HxCDF	ng/kg	2	2	100%	0.08825	0.108	0.098125	0.0981	0.014
Dioxins/Furans	1,2,3,7,8,9-HxCDD	ng/kg	2	2	100%	0.119	0.1377	0.12835	0.128	0.0132
Dioxins/Furans	1,2,3,7,8-PCDF	ng/kg	2	2	100%	0.353	0.683	0.518	0.518	0.233
Dioxins/Furans	1,2,3,7,8-PCDD	ng/kg	2	2	100%	0.193	0.2205	0.20675	0.207	0.0194
Dioxins/Furans	2,3,4,6,7,8-HxCDF	ng/kg	2	2	100%	0.0924	0.102	0.0972	0.0972	0.00679
Dioxins/Furans	2,3,4,7,8-PCDF	ng/kg	2	2	100%	0.6125	4.74	2.67625	2.68	2.92
Dioxins/Furans	2,3,7,8-TCDF	ng/kg	2	2	100%	0.668	0.6735	0.67075	0.671	0.00389
Dioxins/Furans	2,3,7,8-TCDD	ng/kg	2	2	100%	10.06	16.4	13.23	13.2	4.48
Dioxins/Furans	OCDF	ng/kg	2	2	100%	2.555	20	11.2775	11.3	12.3
Dioxins/Furans	OCDD	ng/kg	2	2	100%	9.05	13.75	11.4	11.4	3.32
Dioxins/Furans	Percent Lipids	%	2	2	100%	2.5	2.55	2.525	2.53	0.0354
Metals	Aluminum	mg/kg	2	2	100%	53.2	157.5	105.35	105	73.8
Metals	Arsenic	mg/kg	2	2	100%	0.5895	0.595	0.59225	0.592	0.00389
Metals	Barium	mg/kg	2	2	100%	1.5	2.55	2.025	2.03	0.742
Metals	Calcium	mg/kg	2	2	100%	15100	15500	15300	15300	283
Metals	Chromium	mg/kg	2	2	100%	0.407	1.0295	0.71825	0.718	0.44
Metals	Cobalt	mg/kg	2	2	100%	0.0626	0.1155	0.08905	0.0891	0.0374
Metals	Copper	mg/kg	2	2	100%	4.82	4.945	4.8825	4.88	0.0884
Metals	Iron	mg/kg	2	2	100%	129	277.5	203.25	203	105
Metals	Lead	mg/kg	2	2	100%	0.588	1.79	1.189	1.19	0.85
Metals	Magnesium	mg/kg	2	2	100%	709	728	718.5	719	13.4
Metals	Manganese	mg/kg	2	2	100%	12.7	22.3	17.5	17.5	6.79
Metals	Mercury	ng/g	2	2	100%	40.5	67.6	54.05	54.1	19.2
Metals	Methyl Mercury	ng/g	2	2	100%	48.05	60.5	54.275	54.3	8.8
Metals	Nickel	mg/kg	2	1	50%	0.4245	0.4245	NA	NA	NA
Metals	Potassium	mg/kg	2	2	100%	3340	3770	3555	3560	304
Metals	Selenium	mg/kg	2	2	100%	0.392	0.582	0.487	0.487	0.134
Metals	Silver	mg/kg	2	2	100%	0.066	0.07085	0.068425	0.0684	0.00343
Metals	Sodium	mg/kg	2	2	100%	1960	2075	2017.5	2020	81.3
Metals	Titanium	mg/kg	2	2	100%	1.55	4.035	2.7925	2.79	1.76
Metals	Vanadium	mg/kg	2	2	100%	0.284	0.5595	0.42175	0.422	0.195
Metals	Zinc	mg/kg	2	2	100%	58.75	72.7	65.725	65.7	9.86
PCB Congeners	PCB-1	ng/kg	2	2	100%	11.8	13.05	12.425	12.4	0.884
PCB Congeners	PCB-10	ng/kg	2	2	100%	12.6	21.2	16.9	16.9	6.08
PCB Congeners	PCB-103	ng/kg	2	2	100%	172.5	440	306.25	306	189
PCB Congeners	PCB-104	ng/kg	2	2	100%	22.45	64.7	43.575	43.6	29.9
PCB Congeners	PCB-105	ng/kg	2	2	100%	3520	7580	5550	5550	2870
PCB Congeners	PCB-107	ng/kg	2	2	100%	1080	2060	1570	1570	693
PCB Congeners	PCB-108/124	ng/kg	2	2	100%	165	286	225.5	226	85.6
PCB Congeners	PCB-11	ng/kg	2	2	100%	64.7	91.3	78	78	18.8
PCB Congeners	PCB-110/115	ng/kg	2	2	100%	13400	25400	19400	19400	8490
PCB Congeners	PCB-111	ng/kg	2	2	100%	20.8	36	28.4	28.4	10.7
PCB Congeners	PCB-112	ng/kg	2	2	100%	43.1	58.6	50.85	50.9	11
PCB Congeners	PCB-114	ng/kg	2	2	100%	268.5	586	427.25	427	225
PCB Congeners	PCB-118	ng/kg	2	2	100%	13350	28700	21025	21000	10900
PCB Congeners	PCB-12/13	ng/kg	2	2	100%	7.51	8.235	7.8725	7.87	0.513
PCB Congeners	PCB-120	ng/kg	2	2	100%	97.7	170	133.85	134	51.1
PCB Congeners	PCB-121	ng/kg	2	2	100%	6.085	28.8	17.4425	17.4	16.1
PCB Congeners	PCB-122	ng/kg	2	2	100%	8.345	16.1	12.2225	12.2	5.48
PCB Congeners	PCB-123	ng/kg	2	2	100%	210	490	350	350	198
PCB Congeners	PCB-126	ng/kg	2	2	100%	41.35	72.5	56.925	56.9	22
PCB Congeners	PCB-127	ng/kg	2	2	100%	15.65	29.4	22.525	22.5	9.72
PCB Congeners	PCB-128/166	ng/kg	2	2	100%	1975	3080	2527.5	2530	781
PCB Congeners	PCB-129/138/163	ng/kg	2	2	100%	25200	35100	30150	30200	7000

Table 3-8
Statistical Summary of Detected Analytes by Zone - Mummichog (Whole Body)

Parameter Group	Analyte	Units	Number of Valid Results[1]	Number of Detects	Detection Frequency	Minimum Detect	Maximum Detect	Median Value	Mean of Detects	Standard Deviation
PCB Congeners	PCB-130	ng/kg	2	2	100%	1280	1800	1540	1540	368
PCB Congeners	PCB-131	ng/kg	2	2	100%	33.4	42.4	37.9	37.9	6.36
PCB Congeners	PCB-132	ng/kg	2	2	100%	3295	4100	3697.5	3700	569
PCB Congeners	PCB-133	ng/kg	2	2	100%	484	667	575.5	576	129
PCB Congeners	PCB-134	ng/kg	2	2	100%	362	467	414.5	415	74.2
PCB Congeners	PCB-135/151	ng/kg	2	2	100%	5620	6990	6305	6310	969
PCB Congeners	PCB-136	ng/kg	2	2	100%	565	721	643	643	110
PCB Congeners	PCB-137	ng/kg	2	2	100%	793.5	1480	1136.75	1140	485
PCB Congeners	PCB-139/140	ng/kg	2	2	100%	237	475	356	356	168
PCB Congeners	PCB-14	ng/kg	2	1	50%	1.1975	1.1975	NA	NA	NA
PCB Congeners	PCB-141	ng/kg	2	2	100%	3800	3940	3870	3870	99
PCB Congeners	PCB-143	ng/kg	2	2	100%	22.75	31.4	27.075	27.1	6.12
PCB Congeners	PCB-144	ng/kg	2	2	100%	790.5	878	834.25	834	61.9
PCB Congeners	PCB-145	ng/kg	2	2	100%	2.33	3.97	3.15	3.15	1.16
PCB Congeners	PCB-146	ng/kg	1	1	50%	4565	4565	NA	NA	NA
PCB Congeners	PCB-147/149	ng/kg	2	2	100%	12200	16000	14100	14100	2690
PCB Congeners	PCB-148	ng/kg	2	2	100%	41.9	106	73.95	74	45.3
PCB Congeners	PCB-15	ng/kg	2	2	100%	48.8	49.8	49.3	49.3	0.707
PCB Congeners	PCB-150	ng/kg	2	2	100%	23.3	66.6	44.95	45	30.6
PCB Congeners	PCB-152	ng/kg	2	2	100%	1.86	4.48	3.17	3.17	1.85
PCB Congeners	PCB-153/168	ng/kg	2	2	100%	28300	40700	34500	34500	8770
PCB Congeners	PCB-154	ng/kg	2	2	100%	388.5	945	666.75	667	394
PCB Congeners	PCB-155	ng/kg	2	2	100%	132.5	384	258.25	258	178
PCB Congeners	PCB-156/157	ng/kg	2	2	100%	1935	2790	2362.5	2360	605
PCB Congeners	PCB-158	ng/kg	2	2	100%	1950	2690	2320	2320	523
PCB Congeners	PCB-159	ng/kg	2	2	100%	2.98	3.2	3.09	3.09	0.156
PCB Congeners	PCB-16	ng/kg	2	2	100%	274.5	626	450.25	450	249
PCB Congeners	PCB-160	ng/kg	2	2	100%	9.925	13.4	11.6625	11.7	2.46
PCB Congeners	PCB-161	ng/kg	2	2	100%	2.19	5.96	4.075	4.08	2.67
PCB Congeners	PCB-162	ng/kg	2	2	100%	189	233	211	211	31.1
PCB Congeners	PCB-164	ng/kg	2	2	100%	1080	1330	1205	1210	177
PCB Congeners	PCB-165	ng/kg	1	1	50%	16.15	16.15	NA	NA	NA
PCB Congeners	PCB-167	ng/kg	2	2	100%	841.5	1140	990.75	991	211
PCB Congeners	PCB-17	ng/kg	2	2	100%	647	1470	1058.5	1060	582
PCB Congeners	PCB-170	ng/kg	2	2	100%	5740	6195	5967.5	5970	322
PCB Congeners	PCB-172	ng/kg	2	2	100%	1190	1225	1207.5	1210	24.7
PCB Congeners	PCB-174	ng/kg	1	1	50%	3610	3610	NA	NA	NA
PCB Congeners	PCB-175	ng/kg	1	1	50%	310.5	310.5	NA	NA	NA
PCB Congeners	PCB-176	ng/kg	2	2	100%	387	403	395	395	11.3
PCB Congeners	PCB-178	ng/kg	1	1	50%	1700	1700	NA	NA	NA
PCB Congeners	PCB-179	ng/kg	2	2	100%	513	719	616	616	146
PCB Congeners	PCB-18/30	ng/kg	2	2	100%	751.5	1980	1365.75	1370	869
PCB Congeners	PCB-180/193	ng/kg	1	1	50%	18000	18000	NA	NA	NA
PCB Congeners	PCB-182	ng/kg	1	1	50%	35.9	35.9	NA	NA	NA
PCB Congeners	PCB-183/185	ng/kg	1	1	50%	5130	5130	NA	NA	NA
PCB Congeners	PCB-184	ng/kg	2	2	100%	13.2	32.4	22.8	22.8	13.6
PCB Congeners	PCB-187	ng/kg	2	2	100%	11500	13600	12550	12600	1480
PCB Congeners	PCB-188	ng/kg	2	2	100%	17.3	48.3	32.8	32.8	21.9
PCB Congeners	PCB-189	ng/kg	2	2	100%	208	210.5	209.25	209	1.77
PCB Congeners	PCB-19	ng/kg	1	1	50%	101.5	101.5	NA	NA	NA
PCB Congeners	PCB-190	ng/kg	2	2	100%	1230	1265	1247.5	1250	24.7
PCB Congeners	PCB-191	ng/kg	2	2	100%	279	286.5	282.75	283	5.3
PCB Congeners	PCB-192	ng/kg	2	2	100%	1.345	3.8	2.5725	2.57	1.74
PCB Congeners	PCB-194	ng/kg	2	2	100%	2240	2285	2262.5	2260	31.8
PCB Congeners	PCB-195	ng/kg	2	2	100%	868	981	924.5	925	79.9
PCB Congeners	PCB-196	ng/kg	2	2	100%	1675	1680	1677.5	1680	3.54
PCB Congeners	PCB-197/200	ng/kg	2	2	100%	57.5	111	84.25	84.3	37.8
PCB Congeners	PCB-198/199	ng/kg	2	2	100%	3730	4030	3880	3880	212
PCB Congeners	PCB-2	ng/kg	2	2	100%	2.48	3.7	3.09	3.09	0.863
PCB Congeners	PCB-20/28	ng/kg	2	2	100%	7000	15800	11400	11400	6220
PCB Congeners	PCB-201	ng/kg	2	2	100%	382.5	477	429.75	430	66.8
PCB Congeners	PCB-202	ng/kg	2	2	100%	857.5	1250	1053.75	1050	278
PCB Congeners	PCB-203	ng/kg	2	2	100%	2250	2460	2355	2360	148
PCB Congeners	PCB-204	ng/kg	2	2	100%	3.35	5.17	4.26	4.26	1.29
PCB Congeners	PCB-205	ng/kg	2	2	100%	77.5	83	80.25	80.3	3.89
PCB Congeners	PCB-206	ng/kg	2	2	100%	889	1000	944.5	945	78.5
PCB Congeners	PCB-207	ng/kg	2	2	100%	157.5	186	171.75	172	20.2

Table 3-8
Statistical Summary of Detected Analytes by Zone - Mummichog (Whole Body)

Parameter Group	Analyte	Units	Number of Valid Results[1]	Number of Detects	Detection Frequency	Minimum Detect	Maximum Detect	Median Value	Mean of Detects	Standard Deviation
PCB Congeners	PCB-208	ng/kg	2	2	100%	456.5	514	485.25	485	40.7
PCB Congeners	PCB-209	ng/kg	2	2	100%	570	578	574	574	5.66
PCB Congeners	PCB-21/33	ng/kg	2	2	100%	100.55	254	177.275	177	109
PCB Congeners	PCB-22	ng/kg	2	2	100%	783	1450	1116.5	1120	472
PCB Congeners	PCB-23	ng/kg	2	2	100%	1.36	3.48	2.42	2.42	1.5
PCB Congeners	PCB-24	ng/kg	2	2	100%	5.14	23.3	14.22	14.2	12.8
PCB Congeners	PCB-25	ng/kg	2	2	100%	181	345	263	263	116
PCB Congeners	PCB-26/29	ng/kg	2	2	100%	412	877	644.5	645	329
PCB Congeners	PCB-27	ng/kg	2	2	100%	114	319	216.5	217	145
PCB Congeners	PCB-31	ng/kg	2	2	100%	2980	5470	4225	4230	1760
PCB Congeners	PCB-32	ng/kg	2	2	100%	1315	2700	2007.5	2010	979
PCB Congeners	PCB-34	ng/kg	2	2	100%	10.3	19.5	14.9	14.9	6.51
PCB Congeners	PCB-35	ng/kg	2	2	100%	1.65	2.005	1.8275	1.83	0.251
PCB Congeners	PCB-36	ng/kg	2	1	50%	1.01	1.01	NA	NA	NA
PCB Congeners	PCB-37	ng/kg	2	2	100%	69.5	114	91.75	91.8	31.5
PCB Congeners	PCB-38	ng/kg	2	2	100%	2.455	7.12	4.7875	4.79	3.3
PCB Congeners	PCB-39	ng/kg	2	2	100%	3.935	6.31	5.1225	5.12	1.68
PCB Congeners	PCB-4	ng/kg	2	2	100%	180	327	253.5	254	104
PCB Congeners	PCB-40/71	ng/kg	2	2	100%	2480	5390	3935	3940	2060
PCB Congeners	PCB-41	ng/kg	2	2	100%	118.5	250	184.25	184	93
PCB Congeners	PCB-42	ng/kg	2	2	100%	1485	3360	2422.5	2420	1330
PCB Congeners	PCB-43	ng/kg	2	2	100%	174.5	456	315.25	315	199
PCB Congeners	PCB-44/47/65	ng/kg	2	2	100%	7595	19300	13447.5	13400	8280
PCB Congeners	PCB-45	ng/kg	2	2	100%	278	591	434.5	435	221
PCB Congeners	PCB-46	ng/kg	2	2	100%	49.3	126	87.65	87.7	54.2
PCB Congeners	PCB-48	ng/kg	2	2	100%	180.5	388	284.25	284	147
PCB Congeners	PCB-49/69	ng/kg	2	2	100%	5700	15900	10800	10800	7210
PCB Congeners	PCB-5	ng/kg	2	2	100%	1.053	1.73	1.3915	1.39	0.479
PCB Congeners	PCB-50/53	ng/kg	2	2	100%	514	1390	952	952	619
PCB Congeners	PCB-51	ng/kg	2	2	100%	806.5	1760	1283.25	1280	674
PCB Congeners	PCB-52	ng/kg	2	2	100%	6650	19300	12975	13000	8940
PCB Congeners	PCB-54	ng/kg	2	2	100%	20.2	48.7	34.45	34.5	20.2
PCB Congeners	PCB-55	ng/kg	2	2	100%	20.6	50.2	35.4	35.4	20.9
PCB Congeners	PCB-56	ng/kg	2	2	100%	464	865	664.5	665	284
PCB Congeners	PCB-57	ng/kg	2	2	100%	14.295	23.2	18.7475	18.7	6.3
PCB Congeners	PCB-58	ng/kg	2	2	100%	15.1	21.9	18.5	18.5	4.81
PCB Congeners	PCB-6	ng/kg	2	2	100%	26.85	61.8	44.325	44.3	24.7
PCB Congeners	PCB-60	ng/kg	2	2	100%	1260	3070	2165	2170	1280
PCB Congeners	PCB-61/70/74/76	ng/kg	2	2	100%	8580	19900	14240	14200	8000
PCB Congeners	PCB-62/75	ng/kg	2	2	100%	583.5	1510	1046.75	1050	655
PCB Congeners	PCB-63	ng/kg	2	2	100%	438.5	901	669.75	670	327
PCB Congeners	PCB-64	ng/kg	2	2	100%	4160	9970	7065	7070	4110
PCB Congeners	PCB-66	ng/kg	2	2	100%	8410	24400	16405	16400	11300
PCB Congeners	PCB-67	ng/kg	2	2	100%	37.4	83.1	60.25	60.3	32.3
PCB Congeners	PCB-68	ng/kg	2	2	100%	126	263	194.5	195	96.9
PCB Congeners	PCB-7	ng/kg	2	2	100%	7.265	8.9	8.0825	8.08	1.16
PCB Congeners	PCB-72	ng/kg	2	2	100%	162	315	238.5	239	108
PCB Congeners	PCB-73	ng/kg	2	2	100%	19	56.1	37.55	37.6	26.2
PCB Congeners	PCB-79	ng/kg	2	2	100%	40.4	81.8	61.1	61.1	29.3
PCB Congeners	PCB-8	ng/kg	2	2	100%	147.5	312	229.75	230	116
PCB Congeners	PCB-81	ng/kg	2	2	100%	12.65	27.5	20.075	20.1	10.5
PCB Congeners	PCB-82	ng/kg	2	2	100%	347.5	559	453.25	453	150
PCB Congeners	PCB-83	ng/kg	2	2	100%	238	467	352.5	353	162
PCB Congeners	PCB-84	ng/kg	2	2	100%	588.5	1080	834.25	834	348
PCB Congeners	PCB-85/116/117	ng/kg	2	2	100%	2500	5580	4040	4040	2180
PCB Congeners	PCB-86/87/97/109/119/125	ng/kg	2	2	100%	5905	11700	8802.5	8800	4100
PCB Congeners	PCB-88	ng/kg	2	2	100%	5.76	8.11	6.935	6.94	1.66
PCB Congeners	PCB-89	ng/kg	2	2	100%	55.5	112	83.75	83.8	40
PCB Congeners	PCB-9	ng/kg	2	2	100%	4.13	9.79	6.96	6.96	4
PCB Congeners	PCB-90/101/113	ng/kg	2	2	100%	9725	23300	16512.5	16500	9600
PCB Congeners	PCB-91	ng/kg	2	2	100%	1635	3450	2542.5	2540	1280
PCB Congeners	PCB-92	ng/kg	2	2	100%	2980	5320	4150	4150	1650
PCB Congeners	PCB-93/100	ng/kg	2	2	100%	425	1290	857.5	858	612
PCB Congeners	PCB-94	ng/kg	2	2	100%	18.2	53.2	35.7	35.7	24.7
PCB Congeners	PCB-95	ng/kg	1	1	50%	11800	11800	NA	NA	NA
PCB Congeners	PCB-96	ng/kg	2	2	100%	14.5	34.6	24.55	24.6	14.2
PCB Congeners	PCB-98/102	ng/kg	2	2	100%	318	723	520.5	521	286

Table 3-8
Statistical Summary of Detected Analytes by Zone - Mummichog (Whole Body)

Parameter Group	Analyte	Units	Number of Valid Results[1]	Number of Detects	Detection Frequency	Minimum Detect	Maximum Detect	Median Value	Mean of Detects	Standard Deviation
PCB Congeners	PCB-99	ng/kg	2	2	100%	9150	21200	15175	15200	8520
PCB Congeners	Total PCB Congeners (209)	ng/kg	2	2	100%	275000	498000	386500	387000	158000
Pesticides	2,4'-DDD	pg/g	2	2	100%	380.5	754	567.25	567	264
Pesticides	2,4'-DDE	pg/g	2	2	100%	606.5	970	788.25	788	257
Pesticides	2,4'-DDT	pg/g	2	2	100%	51.75	116	83.875	83.9	45.4
Pesticides	4,4'-DDD	pg/g	2	2	100%	13350	32200	22775	22800	13300
Pesticides	4,4'-DDE	pg/g	2	2	100%	26250	76400	51325	51300	35500
Pesticides	4,4'-DDT	pg/g	2	2	100%	1885	2400	2142.5	2140	364
Pesticides	Beta BHC	pg/g	2	1	50%	50.35	50.35	NA	NA	NA
Pesticides	Cis-Chlordane	pg/g	2	2	100%	2200	6210	4205	4210	2840
Pesticides	Cis-Nonachlor	pg/g	2	2	100%	1605	3990	2797.5	2800	1690
Pesticides	Dieldrin	pg/g	2	2	100%	3535	8170	5852.5	5850	3280
Pesticides	Gamma BHC (Lindane)	pg/g	2	1	50%	10.245	10.245	NA	NA	NA
Pesticides	Heptachlor Epoxide	pg/g	2	2	100%	546.5	914	730.25	730	260
Pesticides	Hexachlorobenzene	pg/g	2	2	100%	20.6	117	68.8	68.8	68.2
Pesticides	Mirex	pg/g	2	1	50%	34.6	34.6	NA	NA	NA
Pesticides	Oxychlordane	pg/g	2	2	100%	595	1650	1122.5	1120	746
Pesticides	Trans-Chlordane	pg/g	2	2	100%	852	1490	1171	1170	451
Pesticides	Trans-Heptachlor Epoxide	pg/g	2	1	50%	503	503	NA	NA	NA
Pesticides	Trans-Nonachlor	pg/g	2	2	100%	3575	9930	6752.5	6750	4490
Pesticides	Total Alpha + Gamma Chlordane	pg/g	2	2	100%	3055	7700	5377.5	5380	3280
Pesticides	Total DDT (2,4)	pg/g	2	2	100%	1037.5	1840	1438.75	1440	567
Pesticides	Total DDT (4,4)	pg/g	2	2	100%	41500	111000	76250	76300	49100
Pesticides	Total DDT (2,4 & 4,4)	pg/g	2	2	100%	42500	113000	77750	77800	49900
Physical Parameters	Moisture (Water) Content	%	2	2	100%	292	321	306.5	307	20.5
Physical Parameters	Percent Moisture	%	2	2	100%	74.5	76.25	75.375	75.4	1.24
Semivolatiles	2-Methylnaphthalene	ug/kg	2	1	50%	3.1	3.1	NA	NA	NA
Semivolatiles	Acenaphthene	ug/kg	2	1	50%	6.2	6.2	NA	NA	NA
Semivolatiles	Anthracene	ug/kg	2	1	50%	4.15	4.15	NA	NA	NA
Semivolatiles	C1-Naphthalenes	ug/kg	2	1	50%	8.2	8.2	NA	NA	NA
Semivolatiles	Chrysene	ug/kg	2	1	50%	2.7	2.7	NA	NA	NA
Semivolatiles	Fluoranthene	ug/kg	2	1	50%	6.3	6.3	NA	NA	NA
Semivolatiles	Fluorene	ug/kg	2	1	50%	4.2	4.2	NA	NA	NA
Semivolatiles	Naphthalene	ug/kg	2	1	50%	3.2	3.2	NA	NA	NA
Semivolatiles	Phenanthrene	ug/kg	2	1	50%	4.15	4.15	NA	NA	NA
Semivolatiles	Pyrene	ug/kg	2	2	100%	3.4	6	4.7	4.7	1.84
Semivolatiles	Total HMW PAHs	ug/kg	2	2	100%	3.4	13.7	8.55	8.55	7.28
Semivolatiles	Total LMW PAHs	ug/kg	2	2	100%	3.1	16.7	9.9	9.9	9.62
Semivolatiles	Total PAHs	ug/kg	2	2	100%	6.5	30.4	18.45	18.5	16.9
SOUTH ZONE										
Aroclor PCBs	Aroclor 1254	ug/kg	2	2	100%	400	1600	1000	1000	849
Aroclor PCBs	Total Aroclor PCBs (Sum of 7 Aroclors)	ug/kg	2	2	100%	400	1600	1000	1000	849
Aroclor PCBs	Total Aroclor PCBs (Sum of 9 Aroclors)	ug/kg	2	2	100%	400	1600	1000	1000	849
Dioxins/Furans	1,2,3,4,6,7,8-HpCDF	ng/kg	2	2	100%	1.28	1.39	1.335	1.34	0.0778
Dioxins/Furans	1,2,3,4,6,7,8-HpCDD	ng/kg	2	2	100%	0.293	0.579	0.436	0.436	0.202
Dioxins/Furans	1,2,3,4,7,8-HxCDF	ng/kg	2	2	100%	0.0901	0.095	0.09255	0.0926	0.00346
Dioxins/Furans	1,2,3,4,7,8-HxCDD	ng/kg	2	1	50%	0.0654	0.0654	NA	NA	NA
Dioxins/Furans	1,2,3,6,7,8-HxCDF	ng/kg	2	2	100%	0.528	0.58	0.554	0.554	0.0368
Dioxins/Furans	1,2,3,6,7,8-HxCDD	ng/kg	2	2	100%	0.0674	0.0949	0.08115	0.0812	0.0194
Dioxins/Furans	1,2,3,7,8,9-HxCDF	ng/kg	2	1	50%	0.107	0.107	NA	NA	NA
Dioxins/Furans	1,2,3,7,8,9-HxCDD	ng/kg	2	2	100%	0.0535	0.0841	0.0688	0.0688	0.0216
Dioxins/Furans	1,2,3,7,8-PCDF	ng/kg	2	2	100%	0.819	1.85	1.3345	1.33	0.729
Dioxins/Furans	1,2,3,7,8-PCDD	ng/kg	2	2	100%	0.166	0.261	0.2135	0.214	0.0672
Dioxins/Furans	2,3,4,6,7,8-HxCDF	ng/kg	2	2	100%	0.049	0.0524	0.0507	0.0507	0.0024
Dioxins/Furans	2,3,4,7,8-PCDF	ng/kg	2	2	100%	0.772	1.12	0.946	0.946	0.246
Dioxins/Furans	2,3,7,8-TCDF	ng/kg	2	2	100%	0.446	1.29	0.868	0.868	0.597
Dioxins/Furans	2,3,7,8-TCDD	ng/kg	2	2	100%	5.99	6.96	6.475	6.48	0.686
Dioxins/Furans	OCDF	ng/kg	2	2	100%	0.107	0.807	0.457	0.457	0.495
Dioxins/Furans	OCDD	ng/kg	2	2	100%	1.84	4.21	3.025	3.03	1.68
Dioxins/Furans	Percent Lipids	%	2	2	100%	2.5	4.1	3.3	3.3	1.13
Metals	Aluminum	mg/kg	2	2	100%	5.71	9.7	7.705	7.71	2.82
Metals	Arsenic	mg/kg	2	2	100%	0.49	0.713	0.6015	0.602	0.158
Metals	Barium	mg/kg	2	2	100%	0.749	1.85	1.2995	1.3	0.779
Metals	Calcium	mg/kg	2	2	100%	13400	19200	16300	16300	4100
Metals	Chromium	mg/kg	2	1	50%	0.13	0.13	NA	NA	NA
Metals	Cobalt	mg/kg	2	1	50%	0.031	0.031	NA	NA	NA
Metals	Copper	mg/kg	2	2	100%	3.81	4.6	4.205	4.21	0.559

Table 3-8
Statistical Summary of Detected Analytes by Zone - Mummichog (Whole Body)

Parameter Group	Analyte	Units	Number of Valid Results[1]	Number of Detects	Detection Frequency	Minimum Detect	Maximum Detect	Median Value	Mean of Detects	Standard Deviation
Metals	Iron	mg/kg	2	2	100%	31.5	49.4	40.45	40.5	12.7
Metals	Lead	mg/kg	2	2	100%	0.306	0.581	0.4435	0.444	0.194
Metals	Magnesium	mg/kg	2	2	100%	680	768	724	724	62.2
Metals	Manganese	mg/kg	2	2	100%	9.21	17.2	13.205	13.2	5.65
Metals	Mercury	ng/g	2	2	100%	29.7	33.7	31.7	31.7	2.83
Metals	Methyl Mercury	ng/g	2	2	100%	47.1	47.7	47.4	47.4	0.424
Metals	Potassium	mg/kg	2	2	100%	3660	3780	3720	3720	84.9
Metals	Selenium	mg/kg	2	2	100%	0.555	0.633	0.594	0.594	0.0552
Metals	Silver	mg/kg	2	2	100%	0.0475	0.049	0.04825	0.0483	0.00106
Metals	Sodium	mg/kg	2	2	100%	1870	2100	1985	1990	163
Metals	Vanadium	mg/kg	2	2	100%	0.165	0.172	0.1685	0.169	0.00495
Metals	Zinc	mg/kg	2	2	100%	65.4	69.6	67.5	67.5	2.97
PCB Congeners	PCB-1	ng/kg	2	2	100%	15	79	47	47	45.3
PCB Congeners	PCB-10	ng/kg	2	2	100%	14.5	96.2	55.35	55.4	57.8
PCB Congeners	PCB-103	ng/kg	2	2	100%	275	1440	857.5	858	824
PCB Congeners	PCB-104	ng/kg	2	2	100%	14.1	55.3	34.7	34.7	29.1
PCB Congeners	PCB-105	ng/kg	2	2	100%	13100	88700	50900	50900	53500
PCB Congeners	PCB-107	ng/kg	2	2	100%	2860	14100	8480	8480	7950
PCB Congeners	PCB-108/124	ng/kg	2	2	100%	439	2620	1529.5	1530	1540
PCB Congeners	PCB-11	ng/kg	2	2	100%	57.2	82.8	70	70	18.1
PCB Congeners	PCB-110/115	ng/kg	2	2	100%	42000	221000	131500	132000	127000
PCB Congeners	PCB-111	ng/kg	2	2	100%	32.1	93	62.55	62.6	43.1
PCB Congeners	PCB-112	ng/kg	2	2	100%	72.4	720	396.2	396	458
PCB Congeners	PCB-114	ng/kg	2	2	100%	919	6730	3824.5	3820	4110
PCB Congeners	PCB-118	ng/kg	2	2	100%	44500	234000	139250	139000	134000
PCB Congeners	PCB-12/13	ng/kg	2	2	100%	5.79	51	28.395	28.4	32
PCB Congeners	PCB-120	ng/kg	2	2	100%	174	522	348	348	246
PCB Congeners	PCB-121	ng/kg	2	2	100%	13.5	47.5	30.5	30.5	24
PCB Congeners	PCB-122	ng/kg	2	2	100%	16.2	145	80.6	80.6	91.1
PCB Congeners	PCB-123	ng/kg	2	2	100%	747	5750	3248.5	3250	3540
PCB Congeners	PCB-126	ng/kg	2	2	100%	118	620	369	369	355
PCB Congeners	PCB-127	ng/kg	2	2	100%	43.6	127	85.3	85.3	59
PCB Congeners	PCB-128/166	ng/kg	2	2	100%	5720	14900	10310	10300	6490
PCB Congeners	PCB-129/138/163	ng/kg	2	2	100%	50000	116000	83000	83000	46700
PCB Congeners	PCB-130	ng/kg	2	2	100%	2610	6890	4750	4750	3030
PCB Congeners	PCB-131	ng/kg	2	2	100%	92.8	381	236.9	237	204
PCB Congeners	PCB-132	ng/kg	2	2	100%	7360	19100	13230	13200	8300
PCB Congeners	PCB-133	ng/kg	2	2	100%	778	1760	1269	1270	694
PCB Congeners	PCB-134	ng/kg	2	2	100%	799	2340	1569.5	1570	1090
PCB Congeners	PCB-135/151	ng/kg	2	2	100%	8510	20800	14655	14700	8690
PCB Congeners	PCB-136	ng/kg	2	2	100%	1170	3040	2105	2110	1320
PCB Congeners	PCB-137	ng/kg	2	2	100%	2200	6750	4475	4480	3220
PCB Congeners	PCB-139/140	ng/kg	2	2	100%	701	1700	1200.5	1200	706
PCB Congeners	PCB-141	ng/kg	2	2	100%	5460	14000	9730	9730	6040
PCB Congeners	PCB-142	ng/kg	2	1	50%	11.9	11.9	NA	NA	NA
PCB Congeners	PCB-143	ng/kg	2	2	100%	83.7	147	115.35	115	44.8
PCB Congeners	PCB-144	ng/kg	2	2	100%	1300	3040	2170	2170	1230
PCB Congeners	PCB-145	ng/kg	2	2	100%	7.09	28.3	17.695	17.7	15
PCB Congeners	PCB-146	ng/kg	2	2	100%	6880	14500	10690	10700	5390
PCB Congeners	PCB-147/149	ng/kg	2	2	100%	22200	44600	33400	33400	15800
PCB Congeners	PCB-148	ng/kg	2	2	100%	74.1	171	122.55	123	68.5
PCB Congeners	PCB-15	ng/kg	2	2	100%	18.6	87.3	52.95	53	48.6
PCB Congeners	PCB-150	ng/kg	2	2	100%	48.7	156	102.35	102	75.9
PCB Congeners	PCB-152	ng/kg	2	2	100%	4.57	32.9	18.735	18.7	20
PCB Congeners	PCB-153/168	ng/kg	2	2	100%	47600	96000	71800	71800	34200
PCB Congeners	PCB-154	ng/kg	2	2	100%	603	1600	1101.5	1100	705
PCB Congeners	PCB-155	ng/kg	2	2	100%	189	291	240	240	72.1
PCB Congeners	PCB-156/157	ng/kg	2	2	100%	4160	12600	8380	8380	5970
PCB Congeners	PCB-158	ng/kg	2	2	100%	4150	9500	6825	6830	3780
PCB Congeners	PCB-159	ng/kg	2	2	100%	5.67	13.3	9.485	9.49	5.4
PCB Congeners	PCB-16	ng/kg	2	2	100%	454	2080	1267	1270	1150
PCB Congeners	PCB-160	ng/kg	2	2	100%	27.9	51.5	39.7	39.7	16.7
PCB Congeners	PCB-161	ng/kg	2	2	100%	3.82	14.4	9.11	9.11	7.48
PCB Congeners	PCB-162	ng/kg	1	1	50%	305	305	NA	NA	NA
PCB Congeners	PCB-164	ng/kg	2	2	100%	1930	4860	3395	3400	2070
PCB Congeners	PCB-165	ng/kg	2	2	100%	23.7	55.3	39.5	39.5	22.3
PCB Congeners	PCB-167	ng/kg	2	2	100%	1740	4520	3130	3130	1970

Table 3-8
Statistical Summary of Detected Analytes by Zone - Mummichog (Whole Body)

Parameter Group	Analyte	Units	Number of Valid Results[1]	Number of Detects	Detection Frequency	Minimum Detect	Maximum Detect	Median Value	Mean of Detects	Standard Deviation
PCB Congeners	PCB-17	ng/kg	2	2	100%	1170	8420	4795	4800	5130
PCB Congeners	PCB-170	ng/kg	2	2	100%	6700	14300	10500	10500	5370
PCB Congeners	PCB-171/173	ng/kg	1	1	50%	3410	3410	NA	NA	NA
PCB Congeners	PCB-172	ng/kg	2	2	100%	1390	2710	2050	2050	933
PCB Congeners	PCB-174	ng/kg	2	2	100%	3790	7910	5850	5850	2910
PCB Congeners	PCB-175	ng/kg	2	2	100%	386	588	487	487	143
PCB Congeners	PCB-176	ng/kg	2	2	100%	533	985	759	759	320
PCB Congeners	PCB-178	ng/kg	2	2	100%	2060	3840	2950	2950	1260
PCB Congeners	PCB-179	ng/kg	2	2	100%	1040	2140	1590	1590	778
PCB Congeners	PCB-18/30	ng/kg	2	2	100%	1400	11000	6200	6200	6790
PCB Congeners	PCB-180/193	ng/kg	1	1	50%	35500	35500	NA	NA	NA
PCB Congeners	PCB-182	ng/kg	2	2	100%	61.3	115	88.15	88.2	38
PCB Congeners	PCB-183/185	ng/kg	2	2	100%	6350	9630	7990	7990	2320
PCB Congeners	PCB-184	ng/kg	2	2	100%	23.2	29.4	26.3	26.3	4.38
PCB Congeners	PCB-186	ng/kg	2	1	50%	2.23	2.23	NA	NA	NA
PCB Congeners	PCB-187	ng/kg	2	2	100%	14200	25700	19950	20000	8130
PCB Congeners	PCB-188	ng/kg	2	2	100%	33.5	68.6	51.05	51.1	24.8
PCB Congeners	PCB-189	ng/kg	2	2	100%	243	591	417	417	246
PCB Congeners	PCB-19	ng/kg	2	2	100%	133	1990	1061.5	1060	1310
PCB Congeners	PCB-190	ng/kg	2	2	100%	1400	2910	2155	2160	1070
PCB Congeners	PCB-191	ng/kg	2	2	100%	339	549	444	444	148
PCB Congeners	PCB-192	ng/kg	2	1	50%	1.64	1.64	NA	NA	NA
PCB Congeners	PCB-194	ng/kg	2	2	100%	2550	4840	3695	3700	1620
PCB Congeners	PCB-195	ng/kg	2	2	100%	979	1830	1404.5	1400	602
PCB Congeners	PCB-196	ng/kg	2	2	100%	1780	2810	2295	2300	728
PCB Congeners	PCB-197/200	ng/kg	2	2	100%	329	588	458.5	459	183
PCB Congeners	PCB-198/199	ng/kg	2	2	100%	4110	7690	5900	5900	2530
PCB Congeners	PCB-2	ng/kg	2	1	50%	2.61	2.61	NA	NA	NA
PCB Congeners	PCB-20/28	ng/kg	2	2	100%	15200	106000	60600	60600	64200
PCB Congeners	PCB-201	ng/kg	2	2	100%	567	783	675	675	153
PCB Congeners	PCB-202	ng/kg	2	2	100%	1380	2000	1690	1690	438
PCB Congeners	PCB-203	ng/kg	2	2	100%	2590	4760	3675	3680	1530
PCB Congeners	PCB-204	ng/kg	2	1	50%	4.81	4.81	NA	NA	NA
PCB Congeners	PCB-205	ng/kg	2	2	100%	98	200	149	149	72.1
PCB Congeners	PCB-206	ng/kg	2	2	100%	1590	2020	1805	1810	304
PCB Congeners	PCB-207	ng/kg	2	2	100%	247	255	251	251	5.66
PCB Congeners	PCB-208	ng/kg	2	2	100%	765	825	795	795	42.4
PCB Congeners	PCB-209	ng/kg	2	2	100%	788	1010	899	899	157
PCB Congeners	PCB-21/33	ng/kg	2	2	100%	189	1290	739.5	740	779
PCB Congeners	PCB-22	ng/kg	2	2	100%	1300	7990	4645	4650	4730
PCB Congeners	PCB-23	ng/kg	2	2	100%	3.47	13.1	8.285	8.29	6.81
PCB Congeners	PCB-24	ng/kg	2	2	100%	15.2	73.9	44.55	44.6	41.5
PCB Congeners	PCB-25	ng/kg	2	2	100%	251	3260	1755.5	1760	2130
PCB Congeners	PCB-26/29	ng/kg	2	2	100%	693	6830	3761.5	3760	4340
PCB Congeners	PCB-27	ng/kg	2	2	100%	199	2780	1489.5	1490	1830
PCB Congeners	PCB-3	ng/kg	2	1	50%	7.93	7.93	NA	NA	NA
PCB Congeners	PCB-31	ng/kg	2	2	100%	5060	31100	18080	18100	18400
PCB Congeners	PCB-32	ng/kg	2	2	100%	2190	15000	8595	8600	9060
PCB Congeners	PCB-34	ng/kg	2	2	100%	16.6	187	101.8	102	120
PCB Congeners	PCB-35	ng/kg	2	1	50%	7.45	7.45	NA	NA	NA
PCB Congeners	PCB-36	ng/kg	2	1	50%	1.22	1.22	NA	NA	NA
PCB Congeners	PCB-37	ng/kg	2	2	100%	90.2	891	490.6	491	566
PCB Congeners	PCB-38	ng/kg	2	2	100%	5.01	56.9	30.955	31	36.7
PCB Congeners	PCB-39	ng/kg	2	2	100%	6.99	136	71.495	71.5	91.2
PCB Congeners	PCB-4	ng/kg	2	2	100%	196	2450	1323	1320	1590
PCB Congeners	PCB-40/71	ng/kg	2	2	100%	6160	46200	26180	26200	28300
PCB Congeners	PCB-41	ng/kg	2	2	100%	386	3450	1918	1920	2170
PCB Congeners	PCB-42	ng/kg	2	2	100%	4030	37800	20915	20900	23900
PCB Congeners	PCB-43	ng/kg	2	2	100%	487	4000	2243.5	2240	2480
PCB Congeners	PCB-44/47/65	ng/kg	2	2	100%	17700	167000	92350	92400	106000
PCB Congeners	PCB-45	ng/kg	2	2	100%	559	8110	4334.5	4330	5340
PCB Congeners	PCB-46	ng/kg	2	2	100%	105	1380	742.5	743	902
PCB Congeners	PCB-48	ng/kg	2	2	100%	423	8610	4516.5	4520	5790
PCB Congeners	PCB-49/69	ng/kg	2	2	100%	14900	155000	84950	85000	99100
PCB Congeners	PCB-5	ng/kg	2	2	100%	2.34	5.24	3.79	3.79	2.05
PCB Congeners	PCB-50/53	ng/kg	2	2	100%	1040	11900	6470	6470	7680
PCB Congeners	PCB-51	ng/kg	2	2	100%	920	5860	3390	3390	3490

Table 3-8
Statistical Summary of Detected Analytes by Zone - Mummichog (Whole Body)

Parameter Group	Analyte	Units	Number of Valid Results[1]	Number of Detects	Detection Frequency	Minimum Detect	Maximum Detect	Median Value	Mean of Detects	Standard Deviation
PCB Congeners	PCB-52	ng/kg	2	2	100%	19100	172000	95550	95600	108000
PCB Congeners	PCB-54	ng/kg	2	2	100%	13.9	125	69.45	69.5	78.6
PCB Congeners	PCB-55	ng/kg	2	2	100%	48.9	346	197.45	197	210
PCB Congeners	PCB-56	ng/kg	1	1	50%	10600	10600	NA	NA	NA
PCB Congeners	PCB-57	ng/kg	2	2	100%	21.1	205	113.05	113	130
PCB Congeners	PCB-58	ng/kg	2	2	100%	22.8	157	89.9	89.9	94.9
PCB Congeners	PCB-6	ng/kg	2	2	100%	47.1	963	505.05	505	648
PCB Congeners	PCB-60	ng/kg	2	2	100%	4720	50100	27410	27400	32100
PCB Congeners	PCB-61/70/74/76	ng/kg	2	2	100%	26100	249000	137550	138000	158000
PCB Congeners	PCB-62/75	ng/kg	2	2	100%	1380	13700	7540	7540	8710
PCB Congeners	PCB-63	ng/kg	2	2	100%	1130	8640	4885	4890	5310
PCB Congeners	PCB-64	ng/kg	2	2	100%	12000	117000	64500	64500	74200
PCB Congeners	PCB-66	ng/kg	2	2	100%	30900	367000	198950	199000	238000
PCB Congeners	PCB-67	ng/kg	2	2	100%	61.1	604	332.55	333	384
PCB Congeners	PCB-68	ng/kg	2	2	100%	202	1130	666	666	656
PCB Congeners	PCB-7	ng/kg	2	2	100%	8.35	24	16.175	16.2	11.1
PCB Congeners	PCB-72	ng/kg	2	2	100%	301	1760	1030.5	1030	1030
PCB Congeners	PCB-73	ng/kg	2	2	100%	47.8	364	205.9	206	224
PCB Congeners	PCB-77	ng/kg	1	1	50%	4220	4220	NA	NA	NA
PCB Congeners	PCB-79	ng/kg	2	2	100%	123	840	481.5	482	507
PCB Congeners	PCB-8	ng/kg	2	2	100%	247	1360	803.5	804	787
PCB Congeners	PCB-81	ng/kg	2	2	100%	33.1	467	250.05	250	307
PCB Congeners	PCB-82	ng/kg	2	2	100%	1390	14000	7695	7700	8920
PCB Congeners	PCB-83	ng/kg	2	2	100%	689	6920	3804.5	3800	4410
PCB Congeners	PCB-84	ng/kg	2	2	100%	1760	13200	7480	7480	8090
PCB Congeners	PCB-85/116/117	ng/kg	2	2	100%	8190	58300	33245	33200	35400
PCB Congeners	PCB-86/87/97/109/119/125	ng/kg	1	1	50%	108000	108000	NA	NA	NA
PCB Congeners	PCB-88	ng/kg	2	2	100%	8.18	65.4	36.79	36.8	40.5
PCB Congeners	PCB-89	ng/kg	2	2	100%	184	1880	1032	1030	1200
PCB Congeners	PCB-9	ng/kg	2	2	100%	7.94	40.6	24.27	24.3	23.1
PCB Congeners	PCB-90/101/113	ng/kg	2	2	100%	29400	172000	100700	101000	101000
PCB Congeners	PCB-91	ng/kg	2	2	100%	4620	27900	16260	16300	16500
PCB Congeners	PCB-92	ng/kg	2	2	100%	7160	31700	19430	19400	17400
PCB Congeners	PCB-93/100	ng/kg	2	2	100%	484	2480	1482	1480	1410
PCB Congeners	PCB-94	ng/kg	2	2	100%	48.5	535	291.75	292	344
PCB Congeners	PCB-96	ng/kg	2	2	100%	32.9	431	231.95	232	281
PCB Congeners	PCB-98/102	ng/kg	2	2	100%	823	6550	3686.5	3690	4050
PCB Congeners	PCB-99	ng/kg	2	2	100%	26000	159000	92500	92500	94000
PCB Congeners	Total PCB Congeners (209)	ng/kg	2	2	100%	591000	3370000	1980500	1980000	1970000
Pesticides	2,4'-DDD	pg/g	2	2	100%	4190	6900	5545	5550	1920
Pesticides	2,4'-DDE	pg/g	2	2	100%	6950	11900	9425	9430	3500
Pesticides	4,4'-DDD	pg/g	2	2	100%	125000	177000	151000	151000	36800
Pesticides	4,4'-DDE	pg/g	2	2	100%	192000	220000	206000	206000	19800
Pesticides	4,4'-DDT	pg/g	2	2	100%	2230	4840	3535	3540	1850
Pesticides	Alpha BHC	pg/g	2	1	50%	40.5	40.5	NA	NA	NA
Pesticides	Beta BHC	pg/g	2	2	100%	28.9	57.4	43.15	43.2	20.2
Pesticides	Cis-Chlordane	pg/g	2	2	100%	3090	4560	3825	3830	1040
Pesticides	Cis-Nonachlor	pg/g	2	2	100%	1980	2880	2430	2430	636
Pesticides	Dieldrin	pg/g	2	2	100%	4090	5340	4715	4720	884
Pesticides	Gamma BHC (Lindane)	pg/g	2	1	50%	25.2	25.2	NA	NA	NA
Pesticides	Heptachlor	pg/g	2	1	50%	16.9	16.9	NA	NA	NA
Pesticides	Heptachlor Epoxide	pg/g	2	2	100%	295	851	573	573	393
Pesticides	Hexachlorobenzene	pg/g	2	2	100%	32.5	34.7	33.6	33.6	1.56
Pesticides	Mirex	pg/g	2	2	100%	43.1	75.7	59.4	59.4	23.1
Pesticides	Oxychlordane	pg/g	2	2	100%	715	1510	1112.5	1110	562
Pesticides	Trans-Chlordane	pg/g	2	2	100%	694	1650	1172	1170	676
Pesticides	Trans-Heptachlor Epoxide	pg/g	2	2	100%	150	465	307.5	308	223
Pesticides	Trans-Nonachlor	pg/g	2	2	100%	4630	8050	6340	6340	2420
Pesticides	Total Alpha + Gamma Chlordane	pg/g	2	2	100%	3780	6210	4995	5000	1720
Pesticides	Total DDT (2,4)	pg/g	2	2	100%	11100	18800	14950	15000	5440
Pesticides	Total DDT (4,4)	pg/g	2	2	100%	347000	374000	360500	361000	19100
Pesticides	Total DDT (2,4 & 4,4)	pg/g	2	2	100%	358000	393000	375500	376000	24700
Physical Parameters	Moisture (Water) Content	%	2	2	100%	278	324	301	301	32.5
Physical Parameters	Percent Moisture	%	2	2	100%	73.5	76.4	74.95	75	2.05
Semivolatiles	Acenaphthene	ug/kg	2	1	50%	2.8	2.8	NA	NA	NA
Semivolatiles	C2-Naphthalenes	ug/kg	2	1	50%	22	22	NA	NA	NA
Semivolatiles	Total LMW PAHs	ug/kg	2	1	50%	2.8	2.8	NA	NA	NA

Table 3-8
Statistical Summary of Detected Analytes by Zone - Mummichog (Whole Body)

Parameter Group	Analyte	Units	Number of Valid Results[1]	Number of Detects	Detection Frequency	Minimum Detect	Maximum Detect	Median Value	Mean of Detects	Standard Deviation
Semivolatiles	Total PAHs	ug/kg	2	1	50%	2.8	2.8	NA	NA	NA

Footnotes:
[1]Valid results are results that were found to be valid as a result of data validation. Only valid data are used in statistical analyses. Additional details regarding rejected data are provided in Appendix E of this report.

Notes:
1. Only detected values were included in the calculation of Totals.
2. Non-detect ("U" qualified) data were excluded from the statistical analysis.

DDD = dichlorodiphenyldichloroethane
DDE = dichlorodiphenyldichloroethylene
DDT = dichlorodiphenyltrichloroethane
HMW = high molecular weight
LMW = low molecular weight
PAH = polycyclic aromatic hydrocarbon
PCB = polychlorinated biphenyl
NA = not applicable

% = percent
mg/kg = milligrams per kilogram
ng/g = nanograms per gram
ng/kg = nanograms per kilogram
pg/g = picograms per gram
ug/kg = micrograms per kilogram

Table 3-9
Statistical Summary of Detected Analytes - Striped Killifish (Whole Body)

Parameter Group	Analyte	Units	Number of Valid Results[1]	Number of Detects	Detection Frequency	Minimum Detect	Maximum Detect	Median Value	Mean of Detects	Standard Deviation
Aroclor PCBs	Aroclor 1248	ug/kg	13	9	69%	360	1800	510	781	562
Aroclor PCBs	Aroclor 1254	ug/kg	13	13	100%	400	950	610	638	144
Aroclor PCBs	Aroclor 1260	ug/kg	13	1	8%	380	380	NA	NA	NA
Aroclor PCBs	Aroclor 1262	ug/kg	13	9	69%	76	150	140	127	24.9
Aroclor PCBs	Total Aroclor PCBs (Sum of 7 Aroclors)	ug/kg	13	13	100%	400	2750	1110	1210	711
Aroclor PCBs	Total Aroclor PCBs (Sum of 9 Aroclors)	ug/kg	13	13	100%	476	2900	1260	1300	734
Butyltins	Tributyltin	ug/kg	13	1	8%	1.9	1.9	NA	NA	NA
Dioxins/Furans	1,2,3,4,6,7,8-HpCDD	ng/kg	13	13	100%	0.58	2	1.22	1.22	0.398
Dioxins/Furans	1,2,3,4,6,7,8-HpCDF	ng/kg	13	13	100%	0.284	13.3	1.81	3.37	4.23
Dioxins/Furans	1,2,3,4,7,8,9-HpCDF	ng/kg	13	4	31%	0.194	0.333	0.262	0.263	0.0788
Dioxins/Furans	1,2,3,4,7,8-HxCDD	ng/kg	13	13	100%	0.06	0.315	0.13	0.153	0.0749
Dioxins/Furans	1,2,3,4,7,8-HxCDF	ng/kg	13	13	100%	0.208	2.72	0.479	0.719	0.745
Dioxins/Furans	1,2,3,6,7,8-HxCDD	ng/kg	13	13	100%	0.126	0.359	0.241	0.24	0.0701
Dioxins/Furans	1,2,3,6,7,8-HxCDF	ng/kg	13	13	100%	0.674	5.49	1.13	1.76	1.52
Dioxins/Furans	1,2,3,7,8,9-HxCDD	ng/kg	13	13	100%	0.103	0.389	0.201	0.219	0.0905
Dioxins/Furans	1,2,3,7,8,9-HxCDF	ng/kg	13	10	77%	0.0489	0.218	0.08665	0.103	0.0517
Dioxins/Furans	1,2,3,7,8-PCDD	ng/kg	13	11	85%	0.204	0.774	0.487	0.514	0.202
Dioxins/Furans	1,2,3,7,8-PCDF	ng/kg	13	12	92%	0.21	4.98	2.23	2.44	1.32
Dioxins/Furans	2,3,4,6,7,8-HxCDF	ng/kg	13	13	100%	0.0828	0.269	0.112	0.134	0.0572
Dioxins/Furans	2,3,4,7,8-PCDF	ng/kg	13	12	92%	0.232	14.1	2.505	3.47	3.85
Dioxins/Furans	2,3,7,8-TCDD	ng/kg	13	13	100%	3.62	39.5	20.3	23.9	11.9
Dioxins/Furans	2,3,7,8-TCDF	ng/kg	13	13	100%	0.477	0.94	0.743	0.759	0.144
Dioxins/Furans	OCDD	ng/kg	13	13	100%	2.89	13.2	7.61	7.95	3.26
Dioxins/Furans	OCDF	ng/kg	13	13	100%	0.434	3.26	1.05	1.26	0.898
Dioxins/Furans	Percent Lipids	%	13	13	100%	0.29	4.9	3.6	3.3	1.46
Metals	Aluminum	mg/kg	13	12	92%	21.6	67.8	43.3	46.5	13.7
Metals	Arsenic	mg/kg	13	13	100%	0.535	2.36	0.904	0.996	0.465
Metals	Barium	mg/kg	13	13	100%	0.465	5.28	2.89	2.96	1.69
Metals	Calcium	mg/kg	13	13	100%	1380	34300	16600	16500	7260
Metals	Chromium	mg/kg	13	12	92%	0.306	1.24	0.4085	0.48	0.264
Metals	Cobalt	mg/kg	13	12	92%	0.0457	0.112	0.05755	0.0678	0.0222
Metals	Copper	mg/kg	13	13	100%	1.7	14.5	2.98	3.58	3.34
Metals	Iron	mg/kg	13	13	100%	5.3	211	99.9	113	53.5
Metals	Lead	mg/kg	13	12	92%	0.29	1.06	0.4875	0.583	0.271
Metals	Magnesium	mg/kg	13	13	100%	464	906	621	613	110
Metals	Manganese	mg/kg	13	13	100%	3.13	9.87	4.39	4.95	1.81
Metals	Mercury	ng/g	13	13	100%	16.6	98.2	32.3	39.3	21.4
Metals	Methyl Mercury	ng/g	13	13	100%	11.3	128	39.2	42.7	28.6
Metals	Nickel	mg/kg	13	6	46%	0.42	0.921	0.55	0.602	0.206
Metals	Potassium	mg/kg	13	13	100%	2910	4270	3390	3420	429
Metals	Selenium	mg/kg	13	13	100%	0.575	0.975	0.732	0.738	0.102
Metals	Silver	mg/kg	13	13	100%	0.0233	0.364	0.0584	0.0786	0.0877
Metals	Sodium	mg/kg	13	13	100%	1570	2420	1830	1850	236
Metals	Titanium	mg/kg	13	11	85%	1.14	3.17	1.6	1.89	0.634
Metals	Vanadium	mg/kg	13	13	100%	0.148	0.601	0.255	0.295	0.113
Metals	Zinc	mg/kg	13	13	100%	23.5	50.9	37.3	37.8	6.7
PCB Congeners	PCB-1	ng/kg	13	13	100%	25.3	3290	50.9	438	920
PCB Congeners	PCB-10	ng/kg	13	13	100%	64.1	504	88.8	143	121
PCB Congeners	PCB-103	ng/kg	13	13	100%	668	1660	1250	1140	335
PCB Congeners	PCB-104	ng/kg	13	13	100%	63.9	365	125	164	93.8
PCB Congeners	PCB-105	ng/kg	13	13	100%	9640	35500	15900	18100	7610
PCB Congeners	PCB-107	ng/kg	13	13	100%	2330	7220	3960	4120	1460
PCB Congeners	PCB-108/124	ng/kg	13	13	100%	429	1310	595	684	256
PCB Congeners	PCB-11	ng/kg	13	13	100%	44.2	89.3	62.2	64.7	14.5
PCB Congeners	PCB-110/115	ng/kg	13	13	100%	42600	119000	64400	68900	22900
PCB Congeners	PCB-111	ng/kg	13	13	100%	39.5	83.7	63.1	61.6	15.9
PCB Congeners	PCB-112	ng/kg	13	13	100%	70.6	314	126	167	83.5
PCB Congeners	PCB-114	ng/kg	13	13	100%	633	2680	1120	1300	590
PCB Congeners	PCB-118	ng/kg	13	13	100%	32800	102000	58100	60300	18900
PCB Congeners	PCB-12/13	ng/kg	13	13	100%	9.56	60.2	15.7	23.5	16.4
PCB Congeners	PCB-120	ng/kg	13	13	100%	193	414	328	317	76.1
PCB Congeners	PCB-121	ng/kg	9	8	62%	28	59.5	44.7	44.1	13
PCB Congeners	PCB-122	ng/kg	13	11	85%	11.2	62.1	23.9	25.6	14.6
PCB Congeners	PCB-123	ng/kg	13	13	100%	656	2310	1080	1180	478
PCB Congeners	PCB-126	ng/kg	13	13	100%	71.3	235	124	126	44.8
PCB Congeners	PCB-127	ng/kg	13	13	100%	37.7	97.3	58.3	61.5	17.2

Table 3-9
Statistical Summary of Detected Analytes - Striped Killifish (Whole Body)

Parameter Group	Analyte	Units	Number of Valid Results[1]	Number of Detects	Detection Frequency	Minimum Detect	Maximum Detect	Median Value	Mean of Detects	Standard Deviation
PCB Congeners	PCB-128/166	ng/kg	13	13	100%	4600	8690	7020	6710	1340
PCB Congeners	PCB-129/138/163	ng/kg	13	13	100%	43700	109000	73300	68600	17400
PCB Congeners	PCB-130	ng/kg	13	13	100%	2440	4410	3500	3500	646
PCB Congeners	PCB-131	ng/kg	11	11	85%	204	534	377	385	106
PCB Congeners	PCB-132	ng/kg	11	11	85%	7320	14900	11300	11500	2430
PCB Congeners	PCB-133	ng/kg	13	13	100%	737	1660	1170	1170	269
PCB Congeners	PCB-134	ng/kg	11	11	85%	1140	2080	1580	1680	318
PCB Congeners	PCB-135/151	ng/kg	12	12	92%	10100	23000	17100	17000	4330
PCB Congeners	PCB-136	ng/kg	12	12	92%	918	2120	1605	1630	414
PCB Congeners	PCB-137	ng/kg	13	13	100%	1740	3320	2520	2500	469
PCB Congeners	PCB-139/140	ng/kg	11	11	85%	529	1110	903	861	192
PCB Congeners	PCB-14	ng/kg	13	4	31%	0.814	1.23	0.932	0.977	0.179
PCB Congeners	PCB-141	ng/kg	13	13	100%	4210	16200	6920	7670	3090
PCB Congeners	PCB-142	ng/kg	13	4	31%	5.21	10.3	7.445	7.6	2.4
PCB Congeners	PCB-143	ng/kg	11	11	85%	29.3	99.3	76.5	71.2	22.8
PCB Congeners	PCB-144	ng/kg	11	11	85%	1130	2700	2090	2020	558
PCB Congeners	PCB-145	ng/kg	13	13	100%	2.05	17.7	13	12	4.72
PCB Congeners	PCB-146	ng/kg	11	11	85%	6710	16400	9850	10500	2620
PCB Congeners	PCB-147/149	ng/kg	11	11	85%	20000	37200	32100	29700	5870
PCB Congeners	PCB-148	ng/kg	11	11	85%	113	306	208	207	57.5
PCB Congeners	PCB-15	ng/kg	13	13	100%	16	87.7	36.2	42.9	21.3
PCB Congeners	PCB-150	ng/kg	13	13	100%	110	479	236	257	111
PCB Congeners	PCB-152	ng/kg	13	13	100%	15.7	166	45.3	51.1	38.2
PCB Congeners	PCB-153/168	ng/kg	13	13	100%	43500	142000	72500	74000	25400
PCB Congeners	PCB-154	ng/kg	12	12	92%	980	6060	1740	2060	1330
PCB Congeners	PCB-155	ng/kg	13	13	100%	282	844	471	524	200
PCB Congeners	PCB-156/157	ng/kg	13	13	100%	3150	6650	5210	5170	1080
PCB Congeners	PCB-158	ng/kg	13	13	100%	2520	7460	4520	4770	1370
PCB Congeners	PCB-159	ng/kg	13	11	85%	5.44	18.8	11	11.2	4.22
PCB Congeners	PCB-16	ng/kg	13	13	100%	722	4690	1310	1630	1090
PCB Congeners	PCB-160	ng/kg	13	10	77%	18.4	44.5	34.8	31.5	9.02
PCB Congeners	PCB-161	ng/kg	13	10	77%	3.6	13.2	9.74	9.31	3.34
PCB Congeners	PCB-162	ng/kg	7	5	38%	295	444	372	362	65
PCB Congeners	PCB-164	ng/kg	13	13	100%	1980	4680	2960	3030	758
PCB Congeners	PCB-165	ng/kg	11	11	85%	31.4	66	46.4	47.5	10.8
PCB Congeners	PCB-167	ng/kg	13	13	100%	1350	2930	2150	2150	464
PCB Congeners	PCB-17	ng/kg	13	13	100%	3160	20300	4640	7240	5650
PCB Congeners	PCB-170	ng/kg	13	13	100%	5170	25700	9970	10600	5260
PCB Congeners	PCB-171/173	ng/kg	8	8	62%	2400	7250	3135	3660	1510
PCB Congeners	PCB-172	ng/kg	13	13	100%	1110	4930	2090	2180	994
PCB Congeners	PCB-174	ng/kg	10	10	77%	3530	8460	5710	5810	1490
PCB Congeners	PCB-175	ng/kg	11	11	85%	293	1220	552	577	251
PCB Congeners	PCB-176	ng/kg	13	13	100%	571	2580	1130	1100	517
PCB Congeners	PCB-177	ng/kg	2	2	15%	6870	9030	7950	7950	1530
PCB Congeners	PCB-178	ng/kg	11	11	85%	2260	6670	3730	4040	1320
PCB Congeners	PCB-179	ng/kg	13	13	100%	1590	7280	3070	3350	1460
PCB Congeners	PCB-18/30	ng/kg	13	13	100%	4780	30200	7160	10000	7910
PCB Congeners	PCB-180/193	ng/kg	12	12	92%	14800	80400	30450	32500	16900
PCB Congeners	PCB-181	ng/kg	3	3	23%	112	197	135	148	44
PCB Congeners	PCB-182	ng/kg	11	11	85%	58.4	167	91.8	96.9	31.7
PCB Congeners	PCB-183/185	ng/kg	11	11	85%	5240	22100	9280	9690	4550
PCB Congeners	PCB-184	ng/kg	13	13	100%	31.9	70.3	38.7	44.5	13.1
PCB Congeners	PCB-186	ng/kg	13	6	46%	1.95	17.1	3.275	5.33	5.81
PCB Congeners	PCB-187	ng/kg	13	13	100%	13500	50000	25400	26500	9560
PCB Congeners	PCB-188	ng/kg	13	13	100%	60.4	737	118	179	180
PCB Congeners	PCB-189	ng/kg	13	13	100%	221	876	360	408	172
PCB Congeners	PCB-19	ng/kg	11	11	85%	627	3740	878	1600	1130
PCB Congeners	PCB-190	ng/kg	13	13	100%	1170	5410	2370	2400	1130
PCB Congeners	PCB-191	ng/kg	13	13	100%	217	1230	418	455	257
PCB Congeners	PCB-192	ng/kg	13	8	62%	1.86	8.41	3.915	4.7	2.48
PCB Congeners	PCB-194	ng/kg	13	13	100%	1780	9440	4040	4420	1880
PCB Congeners	PCB-195	ng/kg	13	13	100%	791	3590	1510	1540	711
PCB Congeners	PCB-196	ng/kg	13	13	100%	1420	5780	2270	2490	1120
PCB Congeners	PCB-197/200	ng/kg	11	11	85%	102	1410	589	589	325
PCB Congeners	PCB-198/199	ng/kg	13	13	100%	3580	12200	6030	6670	2160
PCB Congeners	PCB-2	ng/kg	13	13	100%	1.88	17.2	3.88	5.75	4.76

Table 3-9
Statistical Summary of Detected Analytes - Striped Killifish (Whole Body)

Parameter Group	Analyte	Units	Number of Valid Results[1]	Number of Detects	Detection Frequency	Minimum Detect	Maximum Detect	Median Value	Mean of Detects	Standard Deviation
PCB Congeners	PCB-20/28	ng/kg	13	13	100%	15900	138000	25900	41000	41300
PCB Congeners	PCB-201	ng/kg	13	13	100%	486	1460	856	852	256
PCB Congeners	PCB-202	ng/kg	13	13	100%	1410	3480	2440	2510	577
PCB Congeners	PCB-203	ng/kg	13	13	100%	2500	8190	4550	4790	1440
PCB Congeners	PCB-204	ng/kg	13	8	62%	4.65	12.3	8.525	8.53	2.66
PCB Congeners	PCB-205	ng/kg	13	13	100%	111	502	235	234	102
PCB Congeners	PCB-206	ng/kg	13	13	100%	1470	4650	2590	2640	865
PCB Congeners	PCB-207	ng/kg	13	13	100%	156	459	240	257	92.1
PCB Congeners	PCB-208	ng/kg	13	13	100%	530	1380	856	919	235
PCB Congeners	PCB-209	ng/kg	13	13	100%	483	1170	861	853	215
PCB Congeners	PCB-21/33	ng/kg	13	13	100%	483	3930	1140	1320	944
PCB Congeners	PCB-22	ng/kg	13	13	100%	834	7170	1410	2020	1860
PCB Congeners	PCB-23	ng/kg	13	13	100%	4.13	32.6	10.5	12.1	8.25
PCB Congeners	PCB-24	ng/kg	13	13	100%	41.6	412	77.6	116	113
PCB Congeners	PCB-25	ng/kg	13	13	100%	390	3950	659	1090	1100
PCB Congeners	PCB-26/29	ng/kg	13	13	100%	1070	9380	1650	2820	2580
PCB Congeners	PCB-27	ng/kg	13	13	100%	696	4460	903	1640	1320
PCB Congeners	PCB-3	ng/kg	13	4	31%	8.65	24.5	9.765	13.2	7.6
PCB Congeners	PCB-31	ng/kg	13	13	100%	6780	44200	11300	15200	11800
PCB Congeners	PCB-32	ng/kg	13	13	100%	1720	14100	2960	5000	4070
PCB Congeners	PCB-34	ng/kg	13	13	100%	35.6	325	69.6	120	101
PCB Congeners	PCB-35	ng/kg	13	2	15%	1.34	1.57	1.455	1.46	0.163
PCB Congeners	PCB-36	ng/kg	13	1	8%	3.21	3.21	NA	NA	NA
PCB Congeners	PCB-37	ng/kg	13	13	100%	73.4	557	178	221	152
PCB Congeners	PCB-38	ng/kg	13	13	100%	9.14	71.2	18.1	28	22.8
PCB Congeners	PCB-39	ng/kg	13	13	100%	40.4	285	76	111	79.2
PCB Congeners	PCB-4	ng/kg	13	13	100%	731	14000	1020	2830	3830
PCB Congeners	PCB-40/71	ng/kg	13	13	100%	3780	28400	7270	9550	7140
PCB Congeners	PCB-41	ng/kg	13	13	100%	438	4330	812	1230	1090
PCB Congeners	PCB-42	ng/kg	13	13	100%	6630	45900	11500	15500	12100
PCB Congeners	PCB-43	ng/kg	13	13	100%	640	4020	1350	1690	1000
PCB Congeners	PCB-44/47/65	ng/kg	13	13	100%	26000	161000	46200	59500	41000
PCB Congeners	PCB-45	ng/kg	13	13	100%	1260	9440	1980	2820	2470
PCB Congeners	PCB-46	ng/kg	13	13	100%	417	2380	676	867	558
PCB Congeners	PCB-48	ng/kg	13	13	100%	2640	18300	5430	6810	4670
PCB Congeners	PCB-49/69	ng/kg	13	13	100%	22500	146000	44200	53900	38200
PCB Congeners	PCB-5	ng/kg	13	13	100%	2.95	34.2	7.92	11	8.88
PCB Congeners	PCB-50/53	ng/kg	13	13	100%	2520	12800	4320	5510	3170
PCB Congeners	PCB-51	ng/kg	13	13	100%	1430	7520	3630	3680	1830
PCB Congeners	PCB-52	ng/kg	13	13	100%	29700	193000	54400	71000	49800
PCB Congeners	PCB-54	ng/kg	13	13	100%	91.3	437	197	196	95
PCB Congeners	PCB-55	ng/kg	13	11	85%	41.4	263	66.1	110	80.7
PCB Congeners	PCB-56	ng/kg	12	12	92%	503	4600	1130	1380	1190
PCB Congeners	PCB-57	ng/kg	13	13	100%	17.8	225	30.2	59.4	60.9
PCB Congeners	PCB-58	ng/kg	13	13	100%	15.1	112	26.1	37.1	27.7
PCB Congeners	PCB-6	ng/kg	13	13	100%	111	2670	211	664	798
PCB Congeners	PCB-60	ng/kg	13	13	100%	3250	34500	6520	10000	9980
PCB Congeners	PCB-61/70/74/76	ng/kg	13	13	100%	21600	169000	42200	55900	47500
PCB Congeners	PCB-62/75	ng/kg	13	13	100%	2420	15500	3960	5340	3970
PCB Congeners	PCB-63	ng/kg	13	13	100%	988	6470	1870	2360	1640
PCB Congeners	PCB-64	ng/kg	13	13	100%	10500	82900	20600	27000	22700
PCB Congeners	PCB-66	ng/kg	13	13	100%	23700	232000	50700	69600	62100
PCB Congeners	PCB-67	ng/kg	12	12	92%	85.4	481	170	184	113
PCB Congeners	PCB-68	ng/kg	13	13	100%	315	1070	498	546	230
PCB Congeners	PCB-7	ng/kg	13	13	100%	12	145	27.1	43.4	40.9
PCB Congeners	PCB-72	ng/kg	13	13	100%	376	1420	576	660	314
PCB Congeners	PCB-73	ng/kg	13	13	100%	67.1	644	136	196	166
PCB Congeners	PCB-77	ng/kg	7	7	54%	287	1980	447	727	616
PCB Congeners	PCB-79	ng/kg	13	13	100%	183	689	305	329	142
PCB Congeners	PCB-8	ng/kg	13	13	100%	420	6000	782	1680	1720
PCB Congeners	PCB-81	ng/kg	13	13	100%	30.2	314	49.2	82.1	84.7
PCB Congeners	PCB-82	ng/kg	13	13	100%	3100	12400	4640	5650	2830
PCB Congeners	PCB-83	ng/kg	13	13	100%	1550	5850	2600	2770	1220
PCB Congeners	PCB-84	ng/kg	13	13	100%	3270	10400	5170	5570	2030
PCB Congeners	PCB-85/116/117	ng/kg	13	13	100%	7020	25800	12200	13100	5880
PCB Congeners	PCB-86/87/97/109/119/125	ng/kg	11	11	85%	18500	60100	31400	33700	13200

Table 3-9
Statistical Summary of Detected Analytes - Striped Killifish (Whole Body)

Parameter Group	Analyte	Units	Number of Valid Results[1]	Number of Detects	Detection Frequency	Minimum Detect	Maximum Detect	Median Value	Mean of Detects	Standard Deviation
PCB Congeners	PCB-88	ng/kg	13	12	92%	6.87	83.4	22.3	30.5	22.7
PCB Congeners	PCB-89	ng/kg	13	13	100%	208	1070	455	507	256
PCB Congeners	PCB-9	ng/kg	13	13	100%	27.5	340	62.3	114	111
PCB Congeners	PCB-90/101/113	ng/kg	12	12	92%	41600	113000	69500	71000	22000
PCB Congeners	PCB-91	ng/kg	13	13	100%	4120	12800	6580	7370	2500
PCB Congeners	PCB-92	ng/kg	9	9	69%	7140	18400	12200	12400	3960
PCB Congeners	PCB-93/100	ng/kg	13	13	100%	1240	3690	2260	2270	802
PCB Congeners	PCB-94	ng/kg	13	13	100%	181	627	428	406	145
PCB Congeners	PCB-95	ng/kg	4	4	31%	15800	22000	21150	20000	2890
PCB Congeners	PCB-96	ng/kg	13	13	100%	76.1	355	171	173	78.6
PCB Congeners	PCB-98/102	ng/kg	13	13	100%	1110	3740	2270	2240	775
PCB Congeners	PCB-99	ng/kg	13	13	100%	27100	76300	42000	44900	14600
PCB Congeners	Total PCB Congeners (209)	ng/kg	13	13	100%	660000	2540000	1190000	1230000	536000
Pesticides	2,4'-DDD	pg/g	13	13	100%	6950	48200	8690	13400	11200
Pesticides	2,4'-DDE	pg/g	13	13	100%	4910	51200	12000	18300	13500
Pesticides	2,4'-DDT	pg/g	13	13	100%	64.4	629	137	226	179
Pesticides	4,4'-DDD	pg/g	13	13	100%	34600	255000	58100	80800	59100
Pesticides	4,4'-DDE	pg/g	13	13	100%	86500	251000	113000	134000	49500
Pesticides	4,4'-DDT	pg/g	13	13	100%	892	6930	2500	3320	2040
Pesticides	Aldrin	pg/g	13	9	69%	10.8	43.6	23.1	25.7	10
Pesticides	Alpha BHC	pg/g	13	9	69%	34.9	183	46.2	61.2	48.5
Pesticides	Beta BHC	pg/g	13	13	100%	41.1	885	64.4	138	232
Pesticides	Cis-Chlordane	pg/g	13	13	100%	3820	25700	9510	12300	7630
Pesticides	Cis-Nonachlor	pg/g	13	13	100%	3150	9780	7050	6580	2170
Pesticides	Delta BHC	pg/g	11	6	46%	4.95	68.2	16.6	23	23.8
Pesticides	Dieldrin	pg/g	13	13	100%	5120	11500	8930	8700	2080
Pesticides	Endosulfan Sulfate	pg/g	13	7	54%	35.7	448	297	271	154
Pesticides	Endrin	pg/g	13	6	46%	21	77.3	42.3	43.9	20.2
Pesticides	Gamma BHC (Lindane)	pg/g	13	12	92%	18	33	23.85	24.6	4.84
Pesticides	Heptachlor	pg/g	13	6	46%	5.96	89.2	10.85	23.4	32.5
Pesticides	Heptachlor Epoxide	pg/g	13	13	100%	563	2500	1360	1310	570
Pesticides	Hexachlorobenzene	pg/g	13	13	100%	12.6	203	23.8	43.3	51.8
Pesticides	Mirex	pg/g	13	13	100%	78.7	525	166	210	137
Pesticides	Oxychlordane	pg/g	13	13	100%	979	4710	2360	2420	1260
Pesticides	Trans-Chlordane	pg/g	13	13	100%	2820	7030	4420	4770	1500
Pesticides	Trans-Heptachlor Epoxide	pg/g	13	13	100%	260	2740	623	784	658
Pesticides	Trans-Nonachlor	pg/g	13	13	100%	8790	21000	17800	15800	4720
Pesticides	Total Alpha + Gamma Chlordane	pg/g	13	13	100%	6770	32700	13000	17100	8800
Pesticides	Total DDT (2,4)	pg/g	13	13	100%	13400	69900	25000	31900	20200
Pesticides	Total DDT (4,4)	pg/g	13	13	100%	133000	439000	187000	218000	97500
Pesticides	Total DDT (2,4 & 4,4)	pg/g	13	13	100%	149000	509000	210000	250000	117000
Physical Parameters	Moisture (Water) Content	%	13	13	100%	244	280	263	264	10.9
Physical Parameters	Percent Moisture	%	13	13	100%	70.9	73.7	72.4	72.5	0.835
Semivolatiles	1-Methylnaphthalene	ug/kg	13	1	8%	2.7	2.7	NA	NA	NA
Semivolatiles	2-Methylnaphthalene	ug/kg	13	5	38%	3.1	7.8	3.9	4.68	1.86
Semivolatiles	Acenaphthene	ug/kg	13	11	85%	3.5	11	4.7	5.67	2.41
Semivolatiles	Acenaphthylene	ug/kg	13	1	8%	2.9	2.9	NA	NA	NA
Semivolatiles	Anthracene	ug/kg	13	4	31%	2.8	27	7.3	11.1	11.2
Semivolatiles	Benzaldehyde	ug/kg	13	2	15%	930	1300	1115	1120	262
Semivolatiles	Benzo(a)Anthracene	ug/kg	13	4	31%	3.5	10	5.5	6.13	2.78
Semivolatiles	Benzo(a)Pyrene	ug/kg	13	3	23%	3.4	7.1	4.3	4.93	1.93
Semivolatiles	Benzo(b)Fluoranthene	ug/kg	13	3	23%	3.7	7.6	4	5.1	2.17
Semivolatiles	Benzo(g,h,i)Perylene	ug/kg	13	2	15%	2.9	3.4	3.15	3.15	0.354
Semivolatiles	Benzo(j)+(k)Fluoranthene	ug/kg	13	4	31%	2.7	7.6	3.25	4.2	2.3
Semivolatiles	Benzo[e]Pyrene	ug/kg	13	3	23%	3	5.7	3.8	4.17	1.39
Semivolatiles	C1-Fluoranthenes/Pyrenes	ug/kg	13	1	8%	5.5	5.5	NA	NA	NA
Semivolatiles	C1-Naphthalenes	ug/kg	13	6	46%	4.6	12	7.9	7.55	2.73
Semivolatiles	C1-Phenanthrene/Anthracene	ug/kg	13	1	8%	3	3	NA	NA	NA
Semivolatiles	C2-Naphthalenes	ug/kg	13	5	38%	3.7	8.9	7.4	6.76	2.32
Semivolatiles	Chrysene	ug/kg	13	4	31%	3.6	11	5.3	6.3	3.27
Semivolatiles	Fluoranthene	ug/kg	13	9	69%	2.7	43	3.6	11.1	13.4
Semivolatiles	Fluorene	ug/kg	13	4	31%	3.2	17	6.8	8.45	6.43
Semivolatiles	Indeno(1,2,3-c,d)Pyrene	ug/kg	13	2	15%	3.4	27	15.2	15.2	16.7
Semivolatiles	Naphthalene	ug/kg	13	2	15%	4.1	4.4	4.25	4.25	0.212
Semivolatiles	Perylene	ug/kg	13	2	15%	3	3.1	3.05	3.05	0.0707
Semivolatiles	Phenanthrene	ug/kg	13	7	54%	2.7	31	4.8	11.2	11.3

Table 3-9
Statistical Summary of Detected Analytes - Striped Killifish (Whole Body)

Parameter Group	Analyte	Units	Number of Valid Results[1]	Number of Detects	Detection Frequency	Minimum Detect	Maximum Detect	Median Value	Mean of Detects	Standard Deviation
Semivolatiles	Pyrene	ug/kg	13	5	38%	3.6	23	10	11.6	7.94
Semivolatiles	Total HMW PAHs	ug/kg	13	9	69%	2.7	87.3	30.6	32.4	31.1
Semivolatiles	Total LMW PAHs	ug/kg	13	11	85%	3.5	84.5	8.7	23.1	28.8
Semivolatiles	Total PAHs	ug/kg	13	11	85%	4.7	172	19.8	49.6	57.8

Footnotes:
[1]Valid results are results that were found to be valid as a result of data validation. Only valid data are used in statistical analyses. Additional details regarding rejected data are provided in Appendix E of this report.

Notes:
1. Only detected values were included in the calculation of Totals.
2. Non-detect ("U" qualified) data were excluded from the statistical analysis.

DDD = dichlorodiphenyldichloroethane
DDE = dichlorodiphenyldichloroethylene
DDT = dichlorodiphenyltrichloroethane
HMW = high molecular weight
LMW = low molecular weight
PAH = polycyclic aromatic hydrocarbon
PCB = polychlorinated biphenyl
NA = not applicable

% = percent
mg/kg = milligrams per kilogram
ng/g = nanograms per gram
ng/kg = nanograms per kilogram
pg/g = picograms per gram
ug/kg = micrograms per kilogram

Table 3-10
Statistical Summary of Detected Analytes by Zone - Striped Killifish (Whole Body)

Parameter Group	Analyte	Units	Number of Valid Results[1]	Number of Detects	Detection Frequency	Minimum Detect	Maximum Detect	Median Value	Mean of Detects	Standard Deviation
NORTH ZONE										
Aroclor PCBs	Aroclor 1248	ug/kg	6	5	83%	490	1800	560	1010	675
Aroclor PCBs	Aroclor 1254	ug/kg	6	6	100%	540	950	625	692	156
Aroclor PCBs	Aroclor 1262	ug/kg	6	5	83%	120	150	140	138	13
Aroclor PCBs	Total Aroclor PCBs (Sum of 7 Aroclors)	ug/kg	6	6	100%	540	2750	1150	1540	883
Aroclor PCBs	Total Aroclor PCBs (Sum of 9 Aroclors)	ug/kg	6	6	100%	540	2900	1280	1650	917
Dioxins/Furans	1,2,3,4,6,7,8-HpCDF	ng/kg	6	6	100%	0.563	13.3	2.98	5.44	5.75
Dioxins/Furans	1,2,3,4,6,7,8-HpCDD	ng/kg	6	6	100%	0.922	2	1.27	1.34	0.358
Dioxins/Furans	1,2,3,4,7,8,9-HpCDF	ng/kg	6	4	67%	0.194	0.333	0.262	0.263	0.0788
Dioxins/Furans	1,2,3,4,7,8-HxCDF	ng/kg	6	6	100%	0.497	2.72	0.703	1.19	0.907
Dioxins/Furans	1,2,3,4,7,8-HxCDD	ng/kg	6	6	100%	0.0806	0.315	0.185	0.188	0.0886
Dioxins/Furans	1,2,3,6,7,8-HxCDF	ng/kg	6	6	100%	1.14	5.49	1.71	2.68	1.9
Dioxins/Furans	1,2,3,6,7,8-HxCDD	ng/kg	6	6	100%	0.222	0.359	0.2735	0.284	0.052
Dioxins/Furans	1,2,3,7,8,9-HxCDF	ng/kg	6	6	100%	0.0796	0.218	0.11455	0.129	0.0519
Dioxins/Furans	1,2,3,7,8,9-HxCDD	ng/kg	6	6	100%	0.201	0.389	0.2835	0.282	0.0762
Dioxins/Furans	1,2,3,7,8-PCDF	ng/kg	6	5	83%	1.33	4.98	3.12	3.19	1.63
Dioxins/Furans	1,2,3,7,8-PCDD	ng/kg	6	5	83%	0.423	0.767	0.648	0.598	0.14
Dioxins/Furans	2,3,4,6,7,8-HxCDF	ng/kg	6	6	100%	0.0828	0.269	0.1095	0.151	0.082
Dioxins/Furans	2,3,4,7,8-PCDF	ng/kg	6	6	100%	2.85	14.1	4.135	5.85	4.31
Dioxins/Furans	2,3,7,8-TCDF	ng/kg	6	6	100%	0.683	0.934	0.825	0.822	0.113
Dioxins/Furans	2,3,7,8-TCDD	ng/kg	6	6	100%	24.5	39.5	37.3	35	5.84
Dioxins/Furans	OCDF	ng/kg	6	6	100%	0.88	3.26	1.435	1.84	1.04
Dioxins/Furans	OCDD	ng/kg	6	6	100%	7.07	13.2	7.67	8.54	2.31
Dioxins/Furans	Percent Lipids	%	6	6	100%	0.29	4.8	3.45	3.23	1.6
Metals	Aluminum	mg/kg	6	5	83%	37.9	57.6	40.9	44	8.24
Metals	Arsenic	mg/kg	6	6	100%	0.535	2.36	0.8555	1.03	0.668
Metals	Barium	mg/kg	6	6	100%	0.465	3.58	1.67	1.78	1.03
Metals	Calcium	mg/kg	6	6	100%	1380	34300	17500	17700	10700
Metals	Chromium	mg/kg	6	5	83%	0.333	1.24	0.338	0.59	0.397
Metals	Cobalt	mg/kg	6	5	83%	0.0457	0.102	0.0538	0.0637	0.0228
Metals	Copper	mg/kg	6	6	100%	1.94	14.5	3.055	4.71	4.84
Metals	Iron	mg/kg	6	6	100%	5.3	159	92.1	96.4	54.2
Metals	Lead	mg/kg	6	5	83%	0.29	0.881	0.422	0.55	0.252
Metals	Magnesium	mg/kg	6	6	100%	480	906	602.5	628	147
Metals	Manganese	mg/kg	6	6	100%	3.13	7.3	4.555	4.77	1.53
Metals	Mercury	ng/g	6	6	100%	30.5	98.2	37.8	51.1	27.2
Metals	Methyl Mercury	ng/g	6	6	100%	31.7	128	40.75	54	36.6
Metals	Nickel	mg/kg	6	1	17%	0.423	0.423	NA	NA	NA
Metals	Potassium	mg/kg	6	6	100%	2910	4270	3385	3480	496
Metals	Selenium	mg/kg	6	6	100%	0.709	0.802	0.7375	0.749	0.0336
Metals	Silver	mg/kg	6	6	100%	0.0412	0.364	0.06575	0.114	0.124
Metals	Sodium	mg/kg	6	6	100%	1650	2420	1910	1930	273
Metals	Titanium	mg/kg	6	5	83%	1.47	3.17	1.51	1.89	0.732
Metals	Vanadium	mg/kg	6	6	100%	0.252	0.601	0.2995	0.34	0.132
Metals	Zinc	mg/kg	6	6	100%	32.4	50.9	35.2	38.2	7.06
PCB Congeners	PCB-1	ng/kg	6	6	100%	30	76.3	46.75	49.8	17.5
PCB Congeners	PCB-10	ng/kg	6	6	100%	64.1	244	76	115	73
PCB Congeners	PCB-103	ng/kg	6	6	100%	747	1660	1275	1250	303
PCB Congeners	PCB-104	ng/kg	6	6	100%	103	238	162.5	171	56.9
PCB Congeners	PCB-105	ng/kg	6	6	100%	10900	35500	16650	20600	9450
PCB Congeners	PCB-107	ng/kg	6	6	100%	2800	7220	4475	4640	1580
PCB Congeners	PCB-108/124	ng/kg	6	6	100%	429	1310	757	780	320
PCB Congeners	PCB-11	ng/kg	6	6	100%	47.8	83.8	56.65	63.4	16
PCB Congeners	PCB-110/115	ng/kg	6	6	100%	44000	119000	70400	76600	26200
PCB Congeners	PCB-111	ng/kg	6	6	100%	47.4	83.4	67.5	67.4	14
PCB Congeners	PCB-112	ng/kg	6	6	100%	85.5	314	175.5	183	92.7
PCB Congeners	PCB-114	ng/kg	6	6	100%	789	2680	1160	1480	713
PCB Congeners	PCB-118	ng/kg	6	6	100%	42300	102000	58900	67400	22000
PCB Congeners	PCB-12/13	ng/kg	6	6	100%	10.1	46.9	18.35	23.9	15.3
PCB Congeners	PCB-120	ng/kg	6	6	100%	223	414	333	337	70.8
PCB Congeners	PCB-121	ng/kg	5	4	67%	31.5	56.2	47.3	45.6	12.6
PCB Congeners	PCB-122	ng/kg	6	5	83%	18.7	62.1	28.8	33.5	17
PCB Congeners	PCB-123	ng/kg	6	6	100%	736	2310	1120	1340	584
PCB Congeners	PCB-126	ng/kg	6	6	100%	94.2	235	136	147	54.7
PCB Congeners	PCB-127	ng/kg	6	6	100%	43.4	82	60.95	63.4	16
PCB Congeners	PCB-128/166	ng/kg	6	6	100%	4840	8670	6275	6530	1320
PCB Congeners	PCB-129/138/163	ng/kg	6	6	100%	54500	77900	73550	69200	9930

Table 3-10
Statistical Summary of Detected Analytes by Zone - Striped Killifish (Whole Body)

Parameter Group	Analyte	Units	Number of Valid Results[1]	Number of Detects	Detection Frequency	Minimum Detect	Maximum Detect	Median Value	Mean of Detects	Standard Deviation
PCB Congeners	PCB-130	ng/kg	6	6	100%	2830	4410	3595	3630	589
PCB Congeners	PCB-131	ng/kg	6	6	100%	204	534	370.5	363	107
PCB Congeners	PCB-132	ng/kg	6	6	100%	9450	14900	11800	12000	1990
PCB Congeners	PCB-133	ng/kg	6	6	100%	933	1420	1285	1220	212
PCB Congeners	PCB-134	ng/kg	6	6	100%	1450	2080	1750	1760	290
PCB Congeners	PCB-135/151	ng/kg	6	6	100%	13200	23000	18950	18500	3850
PCB Congeners	PCB-136	ng/kg	6	6	100%	1260	2120	1765	1730	408
PCB Congeners	PCB-137	ng/kg	6	6	100%	1760	3320	2535	2510	517
PCB Congeners	PCB-139/140	ng/kg	6	6	100%	529	1110	864	847	190
PCB Congeners	PCB-14	ng/kg	6	3	50%	0.814	1.23	0.901	0.982	0.219
PCB Congeners	PCB-141	ng/kg	6	6	100%	5370	9800	7635	7700	1680
PCB Congeners	PCB-142	ng/kg	6	3	50%	5.21	8.9	5.99	6.7	1.94
PCB Congeners	PCB-143	ng/kg	6	6	100%	50.7	93.3	72.55	73.8	17.2
PCB Congeners	PCB-144	ng/kg	6	6	100%	1130	2670	2090	2030	503
PCB Congeners	PCB-145	ng/kg	6	6	100%	9.93	16.3	13.6	13.2	2.26
PCB Congeners	PCB-146	ng/kg	5	5	83%	8260	12100	11400	10400	1910
PCB Congeners	PCB-147/149	ng/kg	6	6	100%	25600	37200	34050	32200	5080
PCB Congeners	PCB-148	ng/kg	6	6	100%	156	306	247.5	232	56.1
PCB Congeners	PCB-15	ng/kg	6	6	100%	19.1	87.7	43.7	47.8	25.5
PCB Congeners	PCB-150	ng/kg	6	6	100%	166	325	250	242	57.8
PCB Congeners	PCB-152	ng/kg	6	6	100%	24.9	68.3	41	44.3	15.3
PCB Congeners	PCB-153/168	ng/kg	6	6	100%	58600	93400	77950	76300	14800
PCB Congeners	PCB-154	ng/kg	6	6	100%	1220	2260	1980	1820	393
PCB Congeners	PCB-155	ng/kg	6	6	100%	421	844	647	639	172
PCB Congeners	PCB-156/157	ng/kg	6	6	100%	4080	6650	5230	5390	946
PCB Congeners	PCB-158	ng/kg	6	6	100%	2520	6430	4335	4370	1250
PCB Congeners	PCB-159	ng/kg	6	5	83%	9.25	18.8	13.6	13.8	3.87
PCB Congeners	PCB-16	ng/kg	6	6	100%	1030	4690	1415	2140	1460
PCB Congeners	PCB-160	ng/kg	6	4	67%	26.2	40.9	35.25	34.4	6.08
PCB Congeners	PCB-161	ng/kg	6	4	67%	8.91	13.2	11.3	11.2	1.9
PCB Congeners	PCB-162	ng/kg	3	2	33%	402	444	423	423	29.7
PCB Congeners	PCB-164	ng/kg	6	6	100%	2380	4010	3015	3120	582
PCB Congeners	PCB-165	ng/kg	5	5	83%	38.7	60.2	54.2	50.2	10
PCB Congeners	PCB-167	ng/kg	6	6	100%	1680	2670	2210	2210	392
PCB Congeners	PCB-17	ng/kg	6	6	100%	3570	20300	5045	8900	7230
PCB Congeners	PCB-170	ng/kg	6	6	100%	8140	14200	11000	10700	2320
PCB Congeners	PCB-171/173	ng/kg	4	4	67%	2400	3470	3010	2970	440
PCB Congeners	PCB-172	ng/kg	6	6	100%	1680	2950	2305	2240	489
PCB Congeners	PCB-174	ng/kg	5	5	83%	4630	8460	6600	6610	1500
PCB Congeners	PCB-175	ng/kg	5	5	83%	293	693	552	518	146
PCB Congeners	PCB-176	ng/kg	6	6	100%	693	1240	1105	1030	230
PCB Congeners	PCB-177	ng/kg	1	1	17%	9030	9030	NA	NA	NA
PCB Congeners	PCB-178	ng/kg	5	5	83%	3070	5740	4380	4210	1130
PCB Congeners	PCB-179	ng/kg	6	6	100%	2360	4680	3210	3390	861
PCB Congeners	PCB-18/30	ng/kg	6	6	100%	5410	30200	8115	13600	10700
PCB Congeners	PCB-180/193	ng/kg	6	6	100%	23600	39300	33100	32000	6740
PCB Congeners	PCB-181	ng/kg	1	1	17%	135	135	NA	NA	NA
PCB Congeners	PCB-182	ng/kg	5	5	83%	58.4	131	95.5	97.2	29.6
PCB Congeners	PCB-183/185	ng/kg	5	5	83%	5240	10900	9280	8490	2210
PCB Congeners	PCB-184	ng/kg	6	6	100%	32.7	70.3	58.25	53.3	14.5
PCB Congeners	PCB-186	ng/kg	6	3	50%	2.44	3.92	3.61	3.32	0.781
PCB Congeners	PCB-187	ng/kg	6	6	100%	20300	37000	28600	27400	6320
PCB Congeners	PCB-188	ng/kg	6	6	100%	81.1	149	123.5	118	28.5
PCB Congeners	PCB-189	ng/kg	6	6	100%	312	529	465	435	81.7
PCB Congeners	PCB-19	ng/kg	5	5	83%	627	3120	878	1580	1120
PCB Congeners	PCB-190	ng/kg	6	6	100%	1880	3450	2510	2520	579
PCB Congeners	PCB-191	ng/kg	6	6	100%	231	545	421	408	104
PCB Congeners	PCB-192	ng/kg	6	4	67%	4.45	8.41	6.88	6.66	1.91
PCB Congeners	PCB-194	ng/kg	6	6	100%	3450	5850	4600	4540	1010
PCB Congeners	PCB-195	ng/kg	6	6	100%	1200	1880	1630	1550	292
PCB Congeners	PCB-196	ng/kg	6	6	100%	1440	3210	2340	2390	604
PCB Congeners	PCB-197/200	ng/kg	6	6	100%	102	645	594.5	495	211
PCB Congeners	PCB-198/199	ng/kg	6	6	100%	5050	8440	7070	6870	1340
PCB Congeners	PCB-2	ng/kg	6	6	100%	3.33	4.71	3.74	3.85	0.48
PCB Congeners	PCB-20/28	ng/kg	6	6	100%	17000	138000	32150	61300	56000
PCB Congeners	PCB-201	ng/kg	6	6	100%	501	989	848	805	186
PCB Congeners	PCB-202	ng/kg	6	6	100%	1820	3480	2670	2610	570

Table 3-10
Statistical Summary of Detected Analytes by Zone - Striped Killifish (Whole Body)

Parameter Group	Analyte	Units	Number of Valid Results[1]	Number of Detects	Detection Frequency	Minimum Detect	Maximum Detect	Median Value	Mean of Detects	Standard Deviation
PCB Congeners	PCB-203	ng/kg	6	6	100%	3760	6250	5000	4890	1010
PCB Congeners	PCB-204	ng/kg	6	4	67%	6.2	12.3	10.6	9.93	2.61
PCB Congeners	PCB-205	ng/kg	6	6	100%	173	310	266	250	53
PCB Congeners	PCB-206	ng/kg	6	6	100%	1880	3470	2470	2540	654
PCB Congeners	PCB-207	ng/kg	6	6	100%	166	311	220.5	235	56.6
PCB Congeners	PCB-208	ng/kg	6	6	100%	665	1190	851	890	210
PCB Congeners	PCB-209	ng/kg	6	6	100%	509	1170	824.5	829	236
PCB Congeners	PCB-21/33	ng/kg	6	6	100%	742	3930	1260	1750	1250
PCB Congeners	PCB-22	ng/kg	6	6	100%	904	7170	1730	2900	2540
PCB Congeners	PCB-23	ng/kg	6	6	100%	7.18	32.6	10.55	15.7	10.8
PCB Congeners	PCB-24	ng/kg	6	6	100%	48.8	412	92.75	172	153
PCB Congeners	PCB-25	ng/kg	6	6	100%	399	3950	695	1520	1520
PCB Congeners	PCB-26/29	ng/kg	6	6	100%	1070	9380	1790	3740	3570
PCB Congeners	PCB-27	ng/kg	6	6	100%	696	3870	956.5	1670	1360
PCB Congeners	PCB-31	ng/kg	6	6	100%	7090	44200	11950	20300	15900
PCB Congeners	PCB-32	ng/kg	6	6	100%	2060	14100	3030	5760	4940
PCB Congeners	PCB-34	ng/kg	6	6	100%	50.6	325	72	135	117
PCB Congeners	PCB-35	ng/kg	6	2	33%	1.34	1.57	1.455	1.46	0.163
PCB Congeners	PCB-36	ng/kg	6	1	17%	3.21	3.21	NA	NA	NA
PCB Congeners	PCB-37	ng/kg	6	6	100%	99.9	557	234.5	288	185
PCB Congeners	PCB-38	ng/kg	6	6	100%	11.6	71.2	36.95	37.8	26.6
PCB Congeners	PCB-39	ng/kg	6	6	100%	62.5	285	126	147	92.1
PCB Congeners	PCB-4	ng/kg	6	6	100%	731	2980	1060	1490	926
PCB Congeners	PCB-40/71	ng/kg	6	6	100%	5500	28400	8400	12800	9320
PCB Congeners	PCB-41	ng/kg	6	6	100%	673	4330	915	1690	1490
PCB Congeners	PCB-42	ng/kg	6	6	100%	7890	45900	13450	21400	15800
PCB Congeners	PCB-43	ng/kg	6	6	100%	968	4020	1570	2090	1190
PCB Congeners	PCB-44/47/65	ng/kg	6	6	100%	31400	161000	53650	79200	52600
PCB Congeners	PCB-45	ng/kg	6	6	100%	1510	9440	2210	4030	3320
PCB Congeners	PCB-46	ng/kg	6	6	100%	494	2380	768.5	1120	736
PCB Congeners	PCB-48	ng/kg	6	6	100%	4050	18300	6385	9110	5810
PCB Congeners	PCB-49/69	ng/kg	6	6	100%	27700	146000	46700	71500	49500
PCB Congeners	PCB-5	ng/kg	6	6	100%	5.02	34.2	7.555	13.3	11.7
PCB Congeners	PCB-50/53	ng/kg	6	6	100%	2920	12800	4915	6540	3860
PCB Congeners	PCB-51	ng/kg	6	6	100%	2050	6050	3865	3960	1320
PCB Congeners	PCB-52	ng/kg	6	6	100%	29700	193000	57950	92000	67100
PCB Congeners	PCB-54	ng/kg	6	6	100%	121	272	198	198	49.2
PCB Congeners	PCB-55	ng/kg	6	5	83%	42.7	263	118	150	105
PCB Congeners	PCB-56	ng/kg	6	6	100%	528	4600	1130	1820	1570
PCB Congeners	PCB-57	ng/kg	6	6	100%	23.5	225	51.8	87.8	82.3
PCB Congeners	PCB-58	ng/kg	6	6	100%	19.3	112	37.4	50.2	36.5
PCB Congeners	PCB-6	ng/kg	6	6	100%	117	1700	194.5	601	702
PCB Congeners	PCB-60	ng/kg	6	6	100%	4030	34500	6900	14500	13600
PCB Congeners	PCB-61/70/74/76	ng/kg	6	6	100%	27000	169000	45500	78800	62800
PCB Congeners	PCB-62/75	ng/kg	6	6	100%	2690	15500	4620	7180	5230
PCB Congeners	PCB-63	ng/kg	6	6	100%	1230	6470	2070	3070	2110
PCB Congeners	PCB-64	ng/kg	6	6	100%	13600	82900	23450	38300	29600
PCB Congeners	PCB-66	ng/kg	6	6	100%	33700	232000	54850	99900	82100
PCB Congeners	PCB-67	ng/kg	6	6	100%	96	481	186	225	146
PCB Congeners	PCB-68	ng/kg	6	6	100%	349	1070	585.5	648	255
PCB Congeners	PCB-7	ng/kg	6	6	100%	18.2	145	24.25	55.7	54.9
PCB Congeners	PCB-72	ng/kg	6	6	100%	401	1420	680	790	385
PCB Congeners	PCB-73	ng/kg	6	6	100%	79.6	644	163.5	245	207
PCB Congeners	PCB-77	ng/kg	4	4	67%	287	1980	726	930	795
PCB Congeners	PCB-79	ng/kg	6	6	100%	183	689	321	370	184
PCB Congeners	PCB-8	ng/kg	6	6	100%	449	3930	794.5	1560	1420
PCB Congeners	PCB-81	ng/kg	6	6	100%	30.2	314	49.45	117	118
PCB Congeners	PCB-82	ng/kg	6	6	100%	3240	12400	5180	6620	3490
PCB Congeners	PCB-83	ng/kg	6	6	100%	1750	5850	2715	3190	1480
PCB Congeners	PCB-84	ng/kg	6	6	100%	3580	10400	5665	6190	2430
PCB Congeners	PCB-85/116/117	ng/kg	6	6	100%	7540	25800	13050	15000	6660
PCB Congeners	PCB-86/87/97/109/119/125	ng/kg	6	6	100%	20500	60100	33500	36700	14300
PCB Congeners	PCB-88	ng/kg	6	5	83%	21.1	83.4	40.4	44.6	25.6
PCB Congeners	PCB-89	ng/kg	6	6	100%	312	1070	508	606	280
PCB Congeners	PCB-9	ng/kg	6	6	100%	36.1	323	57.2	122	121
PCB Congeners	PCB-90/101/113	ng/kg	6	6	100%	47500	113000	77900	78700	22100
PCB Congeners	PCB-91	ng/kg	6	6	100%	4820	12800	7925	8210	2760

Table 3-10
Statistical Summary of Detected Analytes by Zone - Striped Killifish (Whole Body)

Parameter Group	Analyte	Units	Number of Valid Results[1]	Number of Detects	Detection Frequency	Minimum Detect	Maximum Detect	Median Value	Mean of Detects	Standard Deviation
PCB Congeners	PCB-92	ng/kg	5	5	83%	7140	18400	13400	12600	4190
PCB Congeners	PCB-93/100	ng/kg	6	6	100%	1490	2920	2595	2380	560
PCB Congeners	PCB-94	ng/kg	6	6	100%	299	531	439	417	85.1
PCB Congeners	PCB-95	ng/kg	2	2	33%	20500	21800	21150	21200	919
PCB Congeners	PCB-96	ng/kg	6	6	100%	103	355	183.5	198	91.5
PCB Congeners	PCB-98/102	ng/kg	6	6	100%	1480	3740	2465	2520	752
PCB Congeners	PCB-99	ng/kg	6	6	100%	29900	76300	48750	50400	16600
PCB Congeners	Total PCB Congeners (209)	ng/kg	6	6	100%	776000	2540000	1205000	1480000	659000
Pesticides	2,4'-DDD	pg/g	6	6	100%	6950	12800	8125	8700	2100
Pesticides	2,4'-DDE	pg/g	6	6	100%	6460	19700	11050	12600	5780
Pesticides	2,4'-DDT	pg/g	6	6	100%	106	203	124	136	37
Pesticides	4,4'-DDD	pg/g	6	6	100%	45700	59400	57750	54400	6390
Pesticides	4,4'-DDE	pg/g	6	6	100%	88100	156000	110500	116000	24500
Pesticides	4,4'-DDT	pg/g	6	6	100%	1260	3190	1960	2120	656
Pesticides	Aldrin	pg/g	6	4	67%	19.6	32	23.8	24.8	5.64
Pesticides	Alpha BHC	pg/g	6	4	67%	34.9	46.2	35.35	38	5.51
Pesticides	Beta BHC	pg/g	6	6	100%	41.1	77.4	61.9	61.3	15.2
Pesticides	Cis-Chlordane	pg/g	6	6	100%	4690	24400	12635	13200	8690
Pesticides	Cis-Nonachlor	pg/g	6	6	100%	6990	9780	7995	8110	1080
Pesticides	Delta BHC	pg/g	4	1	17%	4.95	4.95	NA	NA	NA
Pesticides	Dieldrin	pg/g	6	6	100%	8480	11500	10550	10200	1270
Pesticides	Endosulfan Sulfate	pg/g	6	5	83%	91.4	448	341	317	139
Pesticides	Endrin	pg/g	6	3	50%	21	51.7	34.6	35.8	15.4
Pesticides	Gamma BHC (Lindane)	pg/g	6	5	83%	23.1	31.7	26.9	26.8	3.3
Pesticides	Heptachlor	pg/g	6	2	33%	10.1	11.6	10.85	10.9	1.06
Pesticides	Heptachlor Epoxide	pg/g	6	6	100%	1030	1930	1435	1430	332
Pesticides	Hexachlorobenzene	pg/g	6	6	100%	12.6	71	23.8	30.7	20.8
Pesticides	Mirex	pg/g	6	6	100%	201	525	243	315	137
Pesticides	Oxychlordane	pg/g	6	6	100%	1830	4710	2835	3170	1170
Pesticides	Total Alpha + Gamma Chlordane	pg/g	6	6	100%	8820	31300	18250	18600	9510
Pesticides	Total DDT (2,4 & 4,4)	pg/g	6	6	100%	149000	232000	189000	194000	29200
Pesticides	Total DDT (2,4)	pg/g	6	6	100%	13500	27900	21950	21400	6170
Pesticides	Total DDT (4,4)	pg/g	6	6	100%	135000	205000	171500	172000	24600
Pesticides	Trans-Chlordane	pg/g	6	6	100%	4130	6870	5420	5440	1110
Pesticides	Trans-Heptachlor Epoxide	pg/g	6	6	100%	352	1150	754	759	277
Pesticides	Trans-Nonachlor	pg/g	6	6	100%	17200	21000	18800	19100	1550
Physical Parameters	Moisture (Water) Content	%	6	6	100%	244	271	255.5	258	9.4
Physical Parameters	Percent Moisture	%	6	6	100%	70.9	73	71.85	72	0.729
Semivolatiles	1-Methylnaphthalene	ug/kg	6	1	17%	2.7	2.7	NA	NA	NA
Semivolatiles	2-Methylnaphthalene	ug/kg	6	2	33%	3.1	3.7	3.4	3.4	0.424
Semivolatiles	Acenaphthene	ug/kg	6	6	100%	4	11	4.5	5.98	2.87
Semivolatiles	Acenaphthylene	ug/kg	6	1	17%	2.9	2.9	NA	NA	NA
Semivolatiles	Anthracene	ug/kg	6	3	50%	2.8	11	3.6	5.8	4.52
Semivolatiles	Benzaldehyde	ug/kg	6	1	17%	1300	1300	NA	NA	NA
Semivolatiles	Benzo(A)Anthracene	ug/kg	6	3	50%	3.5	6	5	4.83	1.26
Semivolatiles	Benzo(A)Pyrene	ug/kg	6	2	33%	3.4	4.3	3.85	3.85	0.636
Semivolatiles	Benzo(B)Fluoranthene	ug/kg	6	2	33%	3.7	4	3.85	3.85	0.212
Semivolatiles	Benzo(G,H,I)Perylene	ug/kg	6	2	33%	2.9	3.4	3.15	3.15	0.354
Semivolatiles	Benzo(J)+(K)Fluoranthene	ug/kg	6	2	33%	2.9	3.6	3.25	3.25	0.495
Semivolatiles	Benzo[E]Pyrene	ug/kg	6	2	33%	3	3.8	3.4	3.4	0.566
Semivolatiles	C1-Naphthalenes	ug/kg	6	3	50%	4.6	8.2	7.7	6.83	1.95
Semivolatiles	C2-Naphthalenes	ug/kg	6	2	33%	7.4	8.8	8.1	8.1	0.99
Semivolatiles	Chrysene	ug/kg	6	3	50%	3.6	5.9	4.7	4.73	1.15
Semivolatiles	Fluoranthene	ug/kg	6	5	83%	3.5	43	8.1	14	16.6
Semivolatiles	Fluorene	ug/kg	6	2	33%	3.2	9.8	6.5	6.5	4.67
Semivolatiles	Indeno(1,2,3-C,D)Pyrene	ug/kg	6	1	17%	3.4	3.4	NA	NA	NA
Semivolatiles	Naphthalene	ug/kg	6	1	17%	4.4	4.4	NA	NA	NA
Semivolatiles	Perylene	ug/kg	6	1	17%	3	3	NA	NA	NA
Semivolatiles	Phenanthrene	ug/kg	6	3	50%	3.2	31	10	14.7	14.5
Semivolatiles	Pyrene	ug/kg	6	4	67%	3.6	16	7.8	8.8	5.49
Semivolatiles	Total HMW PAHs	ug/kg	6	5	83%	3.5	68.7	37.4	33.1	27.8
Semivolatiles	Total LMW PAHs	ug/kg	6	6	100%	4.3	73.8	7	20.8	27.5
Semivolatiles	Total PAHs	ug/kg	6	6	100%	4.7	143	29.25	48.5	53.8
CENTRAL ZONE										
Aroclor PCBs	Aroclor 1248	ug/kg	3	2	67%	390	460	425	425	49.5
Aroclor PCBs	Aroclor 1254	ug/kg	3	3	100%	400	640	510	517	120
Aroclor PCBs	Aroclor 1262	ug/kg	3	3	100%	76	140	100	105	32.3

Table 3-10
Statistical Summary of Detected Analytes by Zone - Striped Killifish (Whole Body)

Parameter Group	Analyte	Units	Number of Valid Results[1]	Number of Detects	Detection Frequency	Minimum Detect	Maximum Detect	Median Value	Mean of Detects	Standard Deviation
Aroclor PCBs	Total Aroclor PCBs (Sum of 7 Aroclors)	ug/kg	3	3	100%	400	1100	900	800	361
Aroclor PCBs	Total Aroclor PCBs (Sum of 9 Aroclors)	ug/kg	3	3	100%	476	1240	1000	905	391
Dioxins/Furans	1,2,3,4,6,7,8-HpCDF	ng/kg	3	3	100%	0.284	2.16	1.75	1.4	0.986
Dioxins/Furans	1,2,3,4,6,7,8-HpCDD	ng/kg	3	3	100%	0.58	0.949	0.74	0.756	0.185
Dioxins/Furans	1,2,3,4,7,8-HxCDF	ng/kg	3	3	100%	0.261	0.385	0.263	0.303	0.071
Dioxins/Furans	1,2,3,4,7,8-HxCDD	ng/kg	3	3	100%	0.06	0.13	0.119	0.103	0.0376
Dioxins/Furans	1,2,3,6,7,8-HxCDF	ng/kg	3	3	100%	0.979	1.13	1.11	1.07	0.082
Dioxins/Furans	1,2,3,6,7,8-HxCDD	ng/kg	3	3	100%	0.126	0.206	0.148	0.16	0.0413
Dioxins/Furans	1,2,3,7,8,9-HxCDF	ng/kg	3	2	67%	0.0489	0.0626	0.05575	0.0558	0.00969
Dioxins/Furans	1,2,3,7,8,9-HxCDD	ng/kg	3	3	100%	0.126	0.182	0.142	0.15	0.0288
Dioxins/Furans	1,2,3,7,8-PCDF	ng/kg	3	3	100%	0.21	1.93	1.78	1.31	0.953
Dioxins/Furans	1,2,3,7,8-PCDD	ng/kg	3	2	67%	0.347	0.774	0.5605	0.561	0.302
Dioxins/Furans	2,3,4,6,7,8-HxCDF	ng/kg	3	3	100%	0.0992	0.114	0.108	0.107	0.00744
Dioxins/Furans	2,3,4,7,8-PCDF	ng/kg	3	3	100%	0.232	2.16	0.359	0.917	1.08
Dioxins/Furans	2,3,7,8-TCDF	ng/kg	3	3	100%	0.6	0.824	0.76	0.728	0.115
Dioxins/Furans	2,3,7,8-TCDD	ng/kg	3	3	100%	14.2	18.1	15.8	16	1.96
Dioxins/Furans	OCDF	ng/kg	3	3	100%	0.434	0.563	0.505	0.501	0.0646
Dioxins/Furans	OCDD	ng/kg	3	3	100%	2.89	5.28	4.77	4.31	1.26
Dioxins/Furans	Percent Lipids	%	3	3	100%	3.9	4.9	4.2	4.33	0.513
Metals	Aluminum	mg/kg	3	3	100%	21.6	50.4	35.8	35.9	14.4
Metals	Arsenic	mg/kg	3	3	100%	0.684	0.763	0.738	0.728	0.0404
Metals	Barium	mg/kg	3	3	100%	1.03	4.67	2.89	2.86	1.82
Metals	Calcium	mg/kg	3	3	100%	9910	16600	14500	13700	3420
Metals	Chromium	mg/kg	3	3	100%	0.306	0.41	0.312	0.343	0.0584
Metals	Cobalt	mg/kg	3	3	100%	0.0499	0.0575	0.0569	0.0548	0.00423
Metals	Copper	mg/kg	3	3	100%	1.7	2.98	2.83	2.5	0.7
Metals	Iron	mg/kg	3	3	100%	52.9	99.9	85.3	79.4	24.1
Metals	Lead	mg/kg	3	3	100%	0.297	0.49	0.401	0.396	0.0966
Metals	Magnesium	mg/kg	3	3	100%	464	636	536	545	86.4
Metals	Manganese	mg/kg	3	3	100%	4.11	9.87	4.81	6.26	3.14
Metals	Mercury	ng/g	3	3	100%	26.1	31.9	30.5	29.5	3.03
Metals	Methyl Mercury	ng/g	3	3	100%	34.2	41.6	41.2	39	4.16
Metals	Nickel	mg/kg	3	1	33%	0.42	0.42	NA	NA	NA
Metals	Potassium	mg/kg	3	3	100%	2920	3680	3090	3230	399
Metals	Selenium	mg/kg	3	3	100%	0.575	0.69	0.631	0.632	0.0575
Metals	Silver	mg/kg	3	3	100%	0.0233	0.0512	0.0453	0.0399	0.0147
Metals	Sodium	mg/kg	3	3	100%	1590	1820	1660	1690	118
Metals	Titanium	mg/kg	3	2	67%	1.14	1.6	1.37	1.37	0.325
Metals	Vanadium	mg/kg	3	3	100%	0.148	0.296	0.222	0.222	0.074
Metals	Zinc	mg/kg	3	3	100%	23.5	37.3	36	32.3	7.62
PCB Congeners	PCB-1	ng/kg	3	3	100%	25.3	32.1	28.9	28.8	3.4
PCB Congeners	PCB-10	ng/kg	3	3	100%	78.7	92	88.8	86.5	6.94
PCB Congeners	PCB-103	ng/kg	3	3	100%	668	960	701	776	160
PCB Congeners	PCB-104	ng/kg	3	3	100%	63.9	96.2	67	75.7	17.8
PCB Congeners	PCB-105	ng/kg	3	3	100%	9640	15800	10800	12100	3270
PCB Congeners	PCB-107	ng/kg	3	3	100%	2330	3360	2660	2780	526
PCB Congeners	PCB-108/124	ng/kg	3	3	100%	437	535	474	482	49.5
PCB Congeners	PCB-11	ng/kg	3	3	100%	44.2	72.6	62.2	59.7	14.4
PCB Congeners	PCB-110/115	ng/kg	3	3	100%	42600	64400	43700	50200	12300
PCB Congeners	PCB-111	ng/kg	3	3	100%	39.5	45.4	41.4	42.1	3.01
PCB Congeners	PCB-112	ng/kg	3	3	100%	70.6	124	111	102	27.8
PCB Congeners	PCB-114	ng/kg	3	3	100%	633	1050	747	810	216
PCB Congeners	PCB-118	ng/kg	3	3	100%	32800	63300	38600	44900	16200
PCB Congeners	PCB-12/13	ng/kg	3	3	100%	9.56	10.6	10.5	10.2	0.574
PCB Congeners	PCB-120	ng/kg	3	3	100%	193	343	219	252	80.2
PCB Congeners	PCB-121	ng/kg	1	1	33%	28	28	NA	NA	NA
PCB Congeners	PCB-122	ng/kg	3	3	100%	11.2	14.5	14.4	13.4	1.88
PCB Congeners	PCB-123	ng/kg	3	3	100%	656	971	759	795	161
PCB Congeners	PCB-126	ng/kg	3	3	100%	71.3	91.6	82	81.6	10.2
PCB Congeners	PCB-127	ng/kg	3	3	100%	37.7	58.3	43.1	46.4	10.7
PCB Congeners	PCB-128/166	ng/kg	3	3	100%	4600	7230	5220	5680	1370
PCB Congeners	PCB-129/138/163	ng/kg	3	3	100%	43700	63100	43900	50200	11100
PCB Congeners	PCB-130	ng/kg	3	3	100%	2440	3380	2500	2770	526
PCB Congeners	PCB-131	ng/kg	2	2	67%	277	320	298.5	299	30.4
PCB Congeners	PCB-132	ng/kg	2	2	67%	7320	8440	7880	7880	792
PCB Congeners	PCB-133	ng/kg	3	3	100%	737	1080	811	876	181
PCB Congeners	PCB-134	ng/kg	2	2	67%	1140	1390	1265	1270	177

Table 3-10
Statistical Summary of Detected Analytes by Zone - Striped Killifish (Whole Body)

Parameter Group	Analyte	Units	Number of Valid Results[1]	Number of Detects	Detection Frequency	Minimum Detect	Maximum Detect	Median Value	Mean of Detects	Standard Deviation
PCB Congeners	PCB-135/151	ng/kg	3	3	100%	10100	13900	10700	11600	2040
PCB Congeners	PCB-136	ng/kg	3	3	100%	918	1590	1110	1210	346
PCB Congeners	PCB-137	ng/kg	3	3	100%	1740	2810	2030	2190	553
PCB Congeners	PCB-139/140	ng/kg	2	2	67%	618	697	657.5	658	55.9
PCB Congeners	PCB-14	ng/kg	3	1	33%	0.963	0.963	NA	NA	NA
PCB Congeners	PCB-141	ng/kg	3	3	100%	4210	5910	4420	4850	927
PCB Congeners	PCB-143	ng/kg	2	2	67%	29.3	43.4	36.35	36.4	9.97
PCB Congeners	PCB-144	ng/kg	2	2	67%	1280	1300	1290	1290	14.1
PCB Congeners	PCB-145	ng/kg	3	3	100%	5.82	10.1	7.8	7.91	2.14
PCB Congeners	PCB-146	ng/kg	2	2	67%	6710	8840	7775	7780	1510
PCB Congeners	PCB-147/149	ng/kg	2	2	67%	20000	21700	20850	20900	1200
PCB Congeners	PCB-148	ng/kg	2	2	67%	113	146	129.5	130	23.3
PCB Congeners	PCB-15	ng/kg	3	3	100%	16	58.9	27.1	34	22.3
PCB Congeners	PCB-150	ng/kg	3	3	100%	110	472	236	273	184
PCB Congeners	PCB-152	ng/kg	3	3	100%	15.7	33.7	21.5	23.6	9.19
PCB Congeners	PCB-153/168	ng/kg	3	3	100%	43500	65500	46000	51700	12000
PCB Congeners	PCB-154	ng/kg	3	3	100%	980	6060	2370	3140	2630
PCB Congeners	PCB-155	ng/kg	3	3	100%	315	796	400	504	257
PCB Congeners	PCB-156/157	ng/kg	3	3	100%	3150	5080	3550	3930	1020
PCB Congeners	PCB-158	ng/kg	3	3	100%	3290	4990	3430	3900	944
PCB Congeners	PCB-159	ng/kg	3	3	100%	5.44	7.34	5.88	6.22	0.995
PCB Congeners	PCB-16	ng/kg	3	3	100%	722	967	951	880	137
PCB Congeners	PCB-160	ng/kg	3	3	100%	18.4	21.7	21.2	20.4	1.78
PCB Congeners	PCB-161	ng/kg	3	3	100%	3.6	6.33	5.15	5.03	1.37
PCB Congeners	PCB-162	ng/kg	3	3	100%	295	372	299	322	43.3
PCB Congeners	PCB-164	ng/kg	3	3	100%	1980	2700	2000	2230	410
PCB Congeners	PCB-165	ng/kg	2	2	67%	31.4	37.9	34.65	34.7	4.6
PCB Congeners	PCB-167	ng/kg	3	3	100%	1350	2060	1530	1650	369
PCB Congeners	PCB-17	ng/kg	3	3	100%	3160	3590	3290	3350	221
PCB Congeners	PCB-170	ng/kg	3	3	100%	5170	6500	5760	5810	666
PCB Congeners	PCB-172	ng/kg	3	3	100%	1110	1390	1130	1210	156
PCB Congeners	PCB-174	ng/kg	2	2	67%	3530	4440	3985	3990	643
PCB Congeners	PCB-175	ng/kg	2	2	67%	316	427	371.5	372	78.5
PCB Congeners	PCB-176	ng/kg	3	3	100%	571	775	586	644	114
PCB Congeners	PCB-178	ng/kg	2	2	67%	2260	2870	2565	2570	431
PCB Congeners	PCB-179	ng/kg	3	3	100%	1590	2500	1870	1990	466
PCB Congeners	PCB-18/30	ng/kg	3	3	100%	4780	5640	4820	5080	485
PCB Congeners	PCB-180/193	ng/kg	2	2	67%	14800	16900	15850	15900	1480
PCB Congeners	PCB-182	ng/kg	2	2	67%	68.1	80	74.05	74.1	8.41
PCB Congeners	PCB-183/185	ng/kg	2	2	67%	5400	7520	6460	6460	1500
PCB Congeners	PCB-184	ng/kg	3	3	100%	31.9	45.9	33	36.9	7.78
PCB Congeners	PCB-186	ng/kg	3	2	67%	1.95	2.94	2.445	2.45	0.7
PCB Congeners	PCB-187	ng/kg	3	3	100%	13500	23700	15800	17700	5350
PCB Congeners	PCB-188	ng/kg	3	3	100%	60.4	737	252	350	349
PCB Congeners	PCB-189	ng/kg	3	3	100%	221	280	222	241	33.8
PCB Congeners	PCB-19	ng/kg	2	2	67%	667	689	678	678	15.6
PCB Congeners	PCB-190	ng/kg	3	3	100%	1170	1470	1300	1310	150
PCB Congeners	PCB-191	ng/kg	3	3	100%	217	312	269	266	47.6
PCB Congeners	PCB-192	ng/kg	3	3	100%	1.86	3.27	2.5	2.54	0.706
PCB Congeners	PCB-194	ng/kg	3	3	100%	1780	3760	2400	2650	1010
PCB Congeners	PCB-195	ng/kg	3	3	100%	791	996	798	862	116
PCB Congeners	PCB-196	ng/kg	3	3	100%	1420	2270	1440	1710	485
PCB Congeners	PCB-197/200	ng/kg	1	1	33%	271	271	NA	NA	NA
PCB Congeners	PCB-198/199	ng/kg	3	3	100%	3580	7440	4760	5260	1980
PCB Congeners	PCB-2	ng/kg	3	3	100%	1.88	3.88	2.35	2.7	1.05
PCB Congeners	PCB-20/28	ng/kg	3	3	100%	15900	21500	21200	19500	3150
PCB Congeners	PCB-201	ng/kg	3	3	100%	486	956	602	681	245
PCB Congeners	PCB-202	ng/kg	3	3	100%	1410	3280	2240	2310	937
PCB Congeners	PCB-203	ng/kg	3	3	100%	2500	5620	3500	3870	1590
PCB Congeners	PCB-204	ng/kg	3	3	100%	4.65	9.81	6.87	7.11	2.59
PCB Congeners	PCB-205	ng/kg	3	3	100%	111	141	121	124	15.3
PCB Congeners	PCB-206	ng/kg	3	3	100%	1470	4650	2720	2950	1600
PCB Congeners	PCB-207	ng/kg	3	3	100%	161	459	251	290	153
PCB Congeners	PCB-208	ng/kg	3	3	100%	530	1380	1010	973	426
PCB Congeners	PCB-209	ng/kg	3	3	100%	483	971	849	768	254
PCB Congeners	PCB-21/33	ng/kg	3	3	100%	483	679	653	605	106
PCB Congeners	PCB-22	ng/kg	3	3	100%	834	1240	837	970	234

Table 3-10
Statistical Summary of Detected Analytes by Zone - Striped Killifish (Whole Body)

Parameter Group	Analyte	Units	Number of Valid Results[1]	Number of Detects	Detection Frequency	Minimum Detect	Maximum Detect	Median Value	Mean of Detects	Standard Deviation
PCB Congeners	PCB-23	ng/kg	3	3	100%	4.13	6.49	5.52	5.38	1.19
PCB Congeners	PCB-24	ng/kg	3	3	100%	41.6	65.4	63	56.7	13.1
PCB Congeners	PCB-25	ng/kg	3	3	100%	390	463	440	431	37.3
PCB Congeners	PCB-26/29	ng/kg	3	3	100%	1120	1380	1290	1260	132
PCB Congeners	PCB-27	ng/kg	3	3	100%	704	739	720	721	17.5
PCB Congeners	PCB-31	ng/kg	3	3	100%	6780	7920	7050	7250	596
PCB Congeners	PCB-32	ng/kg	3	3	100%	1720	1990	1980	1900	153
PCB Congeners	PCB-34	ng/kg	3	3	100%	35.6	42.2	39.2	39	3.3
PCB Congeners	PCB-37	ng/kg	3	3	100%	73.4	108	97	92.8	17.7
PCB Congeners	PCB-38	ng/kg	3	3	100%	9.89	11.9	10	10.6	1.13
PCB Congeners	PCB-39	ng/kg	3	3	100%	40.4	51.2	41	44.2	6.07
PCB Congeners	PCB-4	ng/kg	3	3	100%	748	812	798	786	33.6
PCB Congeners	PCB-40/71	ng/kg	3	3	100%	3780	4730	4490	4330	494
PCB Congeners	PCB-41	ng/kg	3	3	100%	438	586	543	522	76.1
PCB Congeners	PCB-42	ng/kg	3	3	100%	6630	8260	7770	7550	836
PCB Congeners	PCB-43	ng/kg	3	3	100%	640	1090	706	812	243
PCB Congeners	PCB-44/47/65	ng/kg	3	3	100%	26000	33700	28700	29500	3910
PCB Congeners	PCB-45	ng/kg	3	3	100%	1260	1500	1330	1360	123
PCB Congeners	PCB-46	ng/kg	3	3	100%	417	480	456	451	31.8
PCB Congeners	PCB-48	ng/kg	3	3	100%	2640	3650	2670	2990	575
PCB Congeners	PCB-49/69	ng/kg	3	3	100%	22500	30800	24200	25800	4380
PCB Congeners	PCB-5	ng/kg	3	3	100%	2.95	4.03	3.96	3.65	0.604
PCB Congeners	PCB-50/53	ng/kg	3	3	100%	2520	2930	2690	2710	206
PCB Congeners	PCB-51	ng/kg	3	3	100%	1430	1730	1670	1610	159
PCB Congeners	PCB-52	ng/kg	3	3	100%	34200	47400	35500	39000	7270
PCB Congeners	PCB-54	ng/kg	3	3	100%	91.3	104	103	99.4	7.06
PCB Congeners	PCB-55	ng/kg	3	3	100%	41.4	65.8	45.3	50.8	13.1
PCB Congeners	PCB-56	ng/kg	3	3	100%	503	693	504	567	109
PCB Congeners	PCB-57	ng/kg	3	3	100%	17.8	28.1	19.6	21.8	5.5
PCB Congeners	PCB-58	ng/kg	3	3	100%	15.1	26.1	20.6	20.6	5.5
PCB Congeners	PCB-6	ng/kg	3	3	100%	111	211	129	150	53.3
PCB Congeners	PCB-60	ng/kg	3	3	100%	3250	4470	4380	4030	680
PCB Congeners	PCB-61/70/74/76	ng/kg	3	3	100%	21600	27700	25700	25000	3110
PCB Congeners	PCB-62/75	ng/kg	3	3	100%	2460	2850	2840	2720	222
PCB Congeners	PCB-63	ng/kg	3	3	100%	1010	1250	1150	1140	121
PCB Congeners	PCB-64	ng/kg	3	3	100%	10500	13600	12000	12000	1550
PCB Congeners	PCB-66	ng/kg	3	3	100%	23700	34600	30800	29700	5530
PCB Congeners	PCB-67	ng/kg	3	3	100%	85.4	111	97.3	97.9	12.8
PCB Congeners	PCB-68	ng/kg	3	3	100%	315	350	317	327	19.7
PCB Congeners	PCB-7	ng/kg	3	3	100%	12	18.5	15.2	15.2	3.25
PCB Congeners	PCB-72	ng/kg	3	3	100%	388	439	393	407	28.1
PCB Congeners	PCB-73	ng/kg	3	3	100%	67.1	103	94.2	88.1	18.7
PCB Congeners	PCB-79	ng/kg	3	3	100%	197	259	213	223	32.2
PCB Congeners	PCB-8	ng/kg	3	3	100%	420	512	438	457	48.8
PCB Congeners	PCB-81	ng/kg	3	3	100%	31.5	39.9	35.3	35.6	4.21
PCB Congeners	PCB-82	ng/kg	3	3	100%	3100	4110	3210	3470	554
PCB Congeners	PCB-83	ng/kg	3	3	100%	1550	2460	1730	1910	482
PCB Congeners	PCB-84	ng/kg	3	3	100%	3270	4800	3780	3950	779
PCB Congeners	PCB-85/116/117	ng/kg	3	3	100%	7020	10100	7230	8120	1720
PCB Congeners	PCB-86/87/97/109/119/125	ng/kg	2	2	67%	18500	19600	19050	19100	778
PCB Congeners	PCB-88	ng/kg	3	3	100%	6.87	13.8	10.5	10.4	3.47
PCB Congeners	PCB-89	ng/kg	3	3	100%	208	276	222	235	35.9
PCB Congeners	PCB-9	ng/kg	3	3	100%	27.5	37.2	34.3	33	4.98
PCB Congeners	PCB-90/101/113	ng/kg	3	3	100%	41600	63700	42400	49200	12500
PCB Congeners	PCB-91	ng/kg	3	3	100%	4120	6410	4630	5050	1200
PCB Congeners	PCB-92	ng/kg	1	1	33%	7230	7230	NA	NA	NA
PCB Congeners	PCB-93/100	ng/kg	3	3	100%	1240	1870	1240	1450	364
PCB Congeners	PCB-94	ng/kg	3	3	100%	181	256	197	211	39.5
PCB Congeners	PCB-95	ng/kg	1	1	33%	15800	15800	NA	NA	NA
PCB Congeners	PCB-96	ng/kg	3	3	100%	76.1	110	85.7	90.6	17.5
PCB Congeners	PCB-98/102	ng/kg	3	3	100%	1110	1510	1150	1260	220
PCB Congeners	PCB-99	ng/kg	3	3	100%	27100	40300	27200	31500	7590
PCB Congeners	Total PCB Congeners (209)	ng/kg	3	3	100%	660000	838000	673000	724000	99200
Pesticides	2,4'-DDD	pg/g	3	3	100%	7100	12700	7910	9240	3030
Pesticides	2,4'-DDE	pg/g	3	3	100%	4910	12000	10100	9000	3670
Pesticides	2,4'-DDT	pg/g	3	3	100%	64.4	629	440	378	287
Pesticides	4,4'-DDD	pg/g	3	3	100%	34600	78200	55700	56200	21800

Table 3-10
Statistical Summary of Detected Analytes by Zone - Striped Killifish (Whole Body)

Parameter Group	Analyte	Units	Number of Valid Results[1]	Number of Detects	Detection Frequency	Minimum Detect	Maximum Detect	Median Value	Mean of Detects	Standard Deviation
Pesticides	4,4'-DDE	pg/g	3	3	100%	86500	104000	97500	96000	8850
Pesticides	4,4'-DDT	pg/g	3	3	100%	892	6890	4810	4200	3050
Pesticides	Aldrin	pg/g	3	1	33%	35.8	35.8	NA	NA	NA
Pesticides	Alpha BHC	pg/g	3	2	67%	35.3	46.3	40.8	40.8	7.78
Pesticides	Beta BHC	pg/g	3	3	100%	43.5	64.4	43.8	50.6	12
Pesticides	Cis-Chlordane	pg/g	3	3	100%	3820	25700	6790	12100	11900
Pesticides	Cis-Nonachlor	pg/g	3	3	100%	4550	8920	7050	6840	2190
Pesticides	Delta BHC	pg/g	3	1	33%	5.14	5.14	NA	NA	NA
Pesticides	Dieldrin	pg/g	3	3	100%	8930	9320	8970	9070	215
Pesticides	Endosulfan Sulfate	pg/g	3	2	67%	35.7	277	156.35	156	171
Pesticides	Endrin	pg/g	3	3	100%	29	77.3	50	52.1	24.2
Pesticides	Gamma BHC (Lindane)	pg/g	3	3	100%	19.7	27	20.9	22.5	3.91
Pesticides	Heptachlor	pg/g	3	2	67%	5.96	17.5	11.73	11.7	8.16
Pesticides	Heptachlor Epoxide	pg/g	3	3	100%	859	1830	1360	1350	486
Pesticides	Hexachlorobenzene	pg/g	3	3	100%	17	73.5	18.2	36.2	32.3
Pesticides	Mirex	pg/g	3	3	100%	78.7	112	99	96.6	16.8
Pesticides	Oxychlordane	pg/g	3	3	100%	1400	3560	2830	2600	1100
Pesticides	Total Alpha + Gamma Chlordane	pg/g	3	3	100%	6770	32700	11100	16900	13900
Pesticides	Total DDT (2,4 & 4,4)	pg/g	3	3	100%	152000	210000	163000	175000	30800
Pesticides	Total DDT (2,4)	pg/g	3	3	100%	13400	23200	19200	18600	4930
Pesticides	Total DDT (4,4)	pg/g	3	3	100%	133000	187000	149000	156000	27700
Pesticides	Trans-Chlordane	pg/g	3	3	100%	2950	7030	4300	4760	2080
Pesticides	Trans-Heptachlor Epoxide	pg/g	3	3	100%	278	2740	1040	1350	1260
Pesticides	Trans-Nonachlor	pg/g	3	3	100%	11800	20500	19200	17200	4690
Physical Parameters	Moisture (Water) Content	%	3	3	100%	257	280	271	269	11.6
Physical Parameters	Percent Moisture	%	3	3	100%	72	73.7	73	72.9	0.854
Semivolatiles	2-Methylnaphthalene	ug/kg	3	1	33%	7.8	7.8	NA	NA	NA
Semivolatiles	Acenaphthene	ug/kg	3	2	67%	3.5	3.8	3.65	3.65	0.212
Semivolatiles	Benzo(J)+(K)Fluoranthene	ug/kg	3	1	33%	2.7	2.7	NA	NA	NA
Semivolatiles	C1-Naphthalenes	ug/kg	3	2	67%	8.1	12	10.05	10.1	2.76
Semivolatiles	C2-Naphthalenes	ug/kg	3	2	67%	5	8.9	6.95	6.95	2.76
Semivolatiles	Fluoranthene	ug/kg	3	2	67%	2.7	2.8	2.75	2.75	0.0707
Semivolatiles	Phenanthrene	ug/kg	3	1	33%	2.7	2.7	NA	NA	NA
Semivolatiles	Total HMW PAHs	ug/kg	3	2	67%	2.7	5.5	4.1	4.1	1.98
Semivolatiles	Total LMW PAHs	ug/kg	3	2	67%	3.5	14.3	8.9	8.9	7.64
Semivolatiles	Total PAHs	ug/kg	3	2	67%	6.2	19.8	13	13	9.62
SOUTH ZONE										
Aroclor PCBs	Aroclor 1248	ug/kg	4	2	50%	360	760	560	560	283
Aroclor PCBs	Aroclor 1254	ug/kg	4	4	100%	530	780	640	648	110
Aroclor PCBs	Aroclor 1260	ug/kg	4	1	25%	380	380	NA	NA	NA
Aroclor PCBs	Aroclor 1262	ug/kg	4	1	25%	140	140	NA	NA	NA
Aroclor PCBs	Total Aroclor PCBs (Sum of 7 Aroclors)	ug/kg	4	4	100%	590	1540	980	1020	457
Aroclor PCBs	Total Aroclor PCBs (Sum of 9 Aroclors)	ug/kg	4	4	100%	690	1540	1000	1060	416
Butyltins	Tributyltin	ug/kg	4	1	25%	1.9	1.9	NA	NA	NA
Dioxins/Furans	1,2,3,4,6,7,8-HpCDF	ng/kg	4	4	100%	1.67	1.83	1.78	1.77	0.0719
Dioxins/Furans	1,2,3,4,6,7,8-HpCDD	ng/kg	4	4	100%	0.925	1.65	1.475	1.38	0.343
Dioxins/Furans	1,2,3,4,7,8-HxCDF	ng/kg	4	4	100%	0.208	0.479	0.2995	0.322	0.116
Dioxins/Furans	1,2,3,4,7,8-HxCDD	ng/kg	4	4	100%	0.0715	0.206	0.1345	0.137	0.0551
Dioxins/Furans	1,2,3,6,7,8-HxCDF	ng/kg	4	4	100%	0.674	1.13	0.8875	0.895	0.192
Dioxins/Furans	1,2,3,6,7,8-HxCDD	ng/kg	4	4	100%	0.155	0.305	0.2385	0.234	0.0615
Dioxins/Furans	1,2,3,7,8,9-HxCDF	ng/kg	4	2	50%	0.0674	0.0765	0.07195	0.072	0.00643
Dioxins/Furans	1,2,3,7,8,9-HxCDD	ng/kg	4	4	100%	0.103	0.294	0.1525	0.176	0.0854
Dioxins/Furans	1,2,3,7,8-PCDF	ng/kg	4	4	100%	2.15	2.54	2.355	2.35	0.164
Dioxins/Furans	1,2,3,7,8-PCDD	ng/kg	4	4	100%	0.204	0.672	0.335	0.387	0.212
Dioxins/Furans	2,3,4,6,7,8-HxCDF	ng/kg	4	4	100%	0.104	0.151	0.1275	0.128	0.023
Dioxins/Furans	2,3,4,7,8-PCDF	ng/kg	4	3	75%	0.926	1.52	1.39	1.28	0.312
Dioxins/Furans	2,3,7,8-TCDF	ng/kg	4	4	100%	0.477	0.94	0.668	0.688	0.192
Dioxins/Furans	2,3,7,8-TCDD	ng/kg	4	4	100%	3.62	20.3	14.7	13.3	7.18
Dioxins/Furans	OCDF	ng/kg	4	4	100%	0.697	1.25	0.977	0.975	0.251
Dioxins/Furans	OCDD	ng/kg	4	4	100%	5.09	13.1	10.535	9.82	3.74
Dioxins/Furans	Percent Lipids	%	4	4	100%	0.35	3.6	3.25	2.61	1.54
Metals	Aluminum	mg/kg	4	4	100%	40	67.8	61.45	57.7	13.2
Metals	Arsenic	mg/kg	4	4	100%	0.965	1.29	1.165	1.15	0.136
Metals	Barium	mg/kg	4	4	100%	4.17	5.28	4.855	4.79	0.474
Metals	Calcium	mg/kg	4	4	100%	15300	17200	17200	16700	950
Metals	Chromium	mg/kg	4	4	100%	0.407	0.51	0.4305	0.445	0.0462
Metals	Cobalt	mg/kg	4	4	100%	0.0576	0.112	0.08055	0.0827	0.0247

Table 3-10
Statistical Summary of Detected Analytes by Zone - Striped Killifish (Whole Body)

Parameter Group	Analyte	Units	Number of Valid Results[1]	Number of Detects	Detection Frequency	Minimum Detect	Maximum Detect	Median Value	Mean of Detects	Standard Deviation
Metals	Copper	mg/kg	4	4	100%	1.89	3.49	2.685	2.69	0.772
Metals	Iron	mg/kg	4	4	100%	138	211	152	163	33.2
Metals	Lead	mg/kg	4	4	100%	0.485	1.06	0.7595	0.766	0.311
Metals	Magnesium	mg/kg	4	4	100%	598	688	639.5	641	38
Metals	Manganese	mg/kg	4	4	100%	3.62	4.76	4.315	4.25	0.471
Metals	Mercury	ng/g	4	4	100%	16.6	36.6	31.6	29.1	9.2
Metals	Methyl Mercury	ng/g	4	4	100%	11.3	58.5	21.85	28.4	22.1
Metals	Nickel	mg/kg	4	4	100%	0.454	0.921	0.6955	0.692	0.195
Metals	Potassium	mg/kg	4	4	100%	2990	4000	3490	3490	414
Metals	Selenium	mg/kg	4	4	100%	0.632	0.975	0.801	0.802	0.143
Metals	Silver	mg/kg	4	4	100%	0.0308	0.0702	0.05965	0.0551	0.017
Metals	Sodium	mg/kg	4	4	100%	1570	2100	1895	1870	225
Metals	Titanium	mg/kg	4	4	100%	1.44	2.7	2.23	2.15	0.567
Metals	Vanadium	mg/kg	4	4	100%	0.205	0.42	0.25	0.281	0.0949
Metals	Zinc	mg/kg	4	4	100%	39	45.9	40.3	41.4	3.08
PCB Congeners	PCB-1	ng/kg	4	4	100%	129	3290	943.5	1330	1360
PCB Congeners	PCB-10	ng/kg	4	4	100%	83.7	504	161.5	228	189
PCB Congeners	PCB-103	ng/kg	4	4	100%	803	1550	1335	1260	322
PCB Congeners	PCB-104	ng/kg	4	4	100%	104	365	205	220	132
PCB Congeners	PCB-105	ng/kg	4	4	100%	11500	23200	20500	18900	5160
PCB Congeners	PCB-107	ng/kg	4	4	100%	3010	6230	4085	4350	1350
PCB Congeners	PCB-108/124	ng/kg	4	4	100%	534	931	652.5	693	175
PCB Congeners	PCB-11	ng/kg	4	4	100%	55.4	89.3	68.75	70.6	14.1
PCB Congeners	PCB-110/115	ng/kg	4	4	100%	52800	97100	67900	71400	19200
PCB Congeners	PCB-111	ng/kg	4	4	100%	50	83.7	67.95	67.4	13.8
PCB Congeners	PCB-112	ng/kg	4	4	100%	112	289	185.5	193	86.2
PCB Congeners	PCB-114	ng/kg	4	4	100%	801	1850	1495	1410	440
PCB Congeners	PCB-118	ng/kg	4	4	100%	48200	69300	63350	61100	9980
PCB Congeners	PCB-12/13	ng/kg	4	4	100%	12.7	60.2	29	32.7	19.9
PCB Congeners	PCB-120	ng/kg	4	4	100%	275	400	337	337	70.2
PCB Congeners	PCB-121	ng/kg	3	3	75%	31.8	59.5	51	47.4	14.2
PCB Congeners	PCB-122	ng/kg	4	3	75%	14.6	34.6	25.2	24.8	10
PCB Congeners	PCB-123	ng/kg	4	4	100%	699	1490	1340	1220	355
PCB Congeners	PCB-126	ng/kg	4	4	100%	117	139	124.5	126	9.22
PCB Congeners	PCB-127	ng/kg	4	4	100%	55.4	97.3	63.35	69.9	18.8
PCB Congeners	PCB-128/166	ng/kg	4	4	100%	7020	8690	7660	7760	696
PCB Congeners	PCB-129/138/163	ng/kg	4	4	100%	60600	109000	78050	81400	20100
PCB Congeners	PCB-130	ng/kg	4	4	100%	3350	4240	3900	3850	425
PCB Congeners	PCB-131	ng/kg	3	3	75%	423	529	507	486	55.9
PCB Congeners	PCB-132	ng/kg	3	3	75%	11300	14300	13300	13000	1530
PCB Congeners	PCB-133	ng/kg	4	4	100%	1010	1660	1265	1300	279
PCB Congeners	PCB-134	ng/kg	3	3	75%	1520	1960	1940	1810	248
PCB Congeners	PCB-135/151	ng/kg	3	3	75%	17500	21000	19300	19300	1750
PCB Congeners	PCB-136	ng/kg	3	3	75%	1620	1980	1930	1840	195
PCB Congeners	PCB-137	ng/kg	4	4	100%	2510	3090	2625	2710	271
PCB Congeners	PCB-139/140	ng/kg	3	3	75%	909	1100	1070	1030	103
PCB Congeners	PCB-141	ng/kg	4	4	100%	6620	16200	8105	9760	4360
PCB Congeners	PCB-142	ng/kg	4	1	25%	10.3	10.3	NA	NA	NA
PCB Congeners	PCB-143	ng/kg	3	3	75%	81.7	99.3	87	89.3	9.03
PCB Congeners	PCB-144	ng/kg	3	3	75%	2320	2700	2500	2510	190
PCB Congeners	PCB-145	ng/kg	4	4	100%	2.05	17.7	16.55	13.2	7.48
PCB Congeners	PCB-146	ng/kg	4	4	100%	9550	16400	10675	11800	3170
PCB Congeners	PCB-147/149	ng/kg	3	3	75%	27300	32500	32100	30600	2890
PCB Congeners	PCB-148	ng/kg	3	3	75%	185	227	208	207	21
PCB Congeners	PCB-15	ng/kg	4	4	100%	30.3	67	35.9	42.3	16.7
PCB Congeners	PCB-150	ng/kg	4	4	100%	185	479	202	267	142
PCB Congeners	PCB-152	ng/kg	4	4	100%	45.7	166	58.2	82	57.1
PCB Congeners	PCB-153/168	ng/kg	4	4	100%	59200	142000	73850	87200	37200
PCB Congeners	PCB-154	ng/kg	3	3	75%	1400	1530	1490	1470	66.6
PCB Congeners	PCB-155	ng/kg	4	4	100%	282	471	354	365	78.3
PCB Congeners	PCB-156/157	ng/kg	4	4	100%	5210	6470	5700	5770	572
PCB Congeners	PCB-158	ng/kg	4	4	100%	5180	7460	5725	6020	1050
PCB Congeners	PCB-159	ng/kg	4	3	75%	9.83	13.5	12.4	11.9	1.88
PCB Congeners	PCB-16	ng/kg	4	4	100%	1220	1790	1375	1440	247
PCB Congeners	PCB-160	ng/kg	4	3	75%	34.4	44.5	37.5	38.8	5.17
PCB Congeners	PCB-161	ng/kg	4	3	75%	9.08	12.9	11.3	11.1	1.92
PCB Congeners	PCB-164	ng/kg	4	4	100%	2880	4680	3180	3480	832

Table 3-10
Statistical Summary of Detected Analytes by Zone - Striped Killifish (Whole Body)

Parameter Group	Analyte	Units	Number of Valid Results[1]	Number of Detects	Detection Frequency	Minimum Detect	Maximum Detect	Median Value	Mean of Detects	Standard Deviation
PCB Congeners	PCB-165	ng/kg	4	4	100%	41.5	66	47.2	50.5	10.7
PCB Congeners	PCB-167	ng/kg	4	4	100%	2120	2930	2350	2440	376
PCB Congeners	PCB-17	ng/kg	4	4	100%	3720	14000	6455	7660	4450
PCB Congeners	PCB-170	ng/kg	4	4	100%	8210	25700	10935	13900	7980
PCB Congeners	PCB-171/173	ng/kg	4	4	100%	3090	7250	3505	4340	1970
PCB Congeners	PCB-172	ng/kg	4	4	100%	1820	4930	2260	2820	1430
PCB Congeners	PCB-174	ng/kg	3	3	75%	5200	6260	5650	5700	532
PCB Congeners	PCB-175	ng/kg	4	4	100%	491	1220	652	754	324
PCB Congeners	PCB-176	ng/kg	4	4	100%	1130	2580	1255	1560	691
PCB Congeners	PCB-177	ng/kg	1	1	25%	6870	6870	NA	NA	NA
PCB Congeners	PCB-178	ng/kg	4	4	100%	3400	6670	4110	4570	1470
PCB Congeners	PCB-179	ng/kg	4	4	100%	3070	7280	3430	4300	2010
PCB Congeners	PCB-18/30	ng/kg	4	4	100%	5680	11600	7950	8300	2460
PCB Congeners	PCB-180/193	ng/kg	4	4	100%	24700	80400	30700	41600	26100
PCB Congeners	PCB-181	ng/kg	2	2	50%	112	197	154.5	155	60.1
PCB Congeners	PCB-182	ng/kg	4	4	100%	74.2	167	95.2	108	40.7
PCB Congeners	PCB-183/185	ng/kg	4	4	100%	8600	22100	10235	12800	6290
PCB Congeners	PCB-184	ng/kg	4	4	100%	33.2	40.3	36.95	36.9	3.02
PCB Congeners	PCB-186	ng/kg	4	1	25%	17.1	17.1	NA	NA	NA
PCB Congeners	PCB-187	ng/kg	4	4	100%	20900	50000	27900	31700	12800
PCB Congeners	PCB-188	ng/kg	4	4	100%	81	282	105	143	93.8
PCB Congeners	PCB-189	ng/kg	4	4	100%	326	876	381.5	491	259
PCB Congeners	PCB-19	ng/kg	4	4	100%	794	3740	1890	2080	1310
PCB Congeners	PCB-190	ng/kg	4	4	100%	1490	5410	2625	3040	1680
PCB Congeners	PCB-191	ng/kg	4	4	100%	418	1230	513	669	378
PCB Congeners	PCB-192	ng/kg	4	1	25%	3.38	3.38	NA	NA	NA
PCB Congeners	PCB-194	ng/kg	4	4	100%	3580	9440	4610	5560	2630
PCB Congeners	PCB-195	ng/kg	4	4	100%	1370	3590	1555	2020	1050
PCB Congeners	PCB-196	ng/kg	4	4	100%	2250	5780	2450	3230	1700
PCB Congeners	PCB-197/200	ng/kg	4	4	100%	575	1410	627	810	402
PCB Congeners	PCB-198/199	ng/kg	4	4	100%	5520	12200	6005	7430	3190
PCB Congeners	PCB-2	ng/kg	4	4	100%	5.23	17.2	10.545	10.9	6.15
PCB Congeners	PCB-20/28	ng/kg	4	4	100%	18700	32600	27900	26800	6050
PCB Congeners	PCB-201	ng/kg	4	4	100%	840	1460	950.5	1050	280
PCB Congeners	PCB-202	ng/kg	4	4	100%	2150	3040	2395	2500	383
PCB Congeners	PCB-203	ng/kg	4	4	100%	4040	8190	4535	5330	1920
PCB Congeners	PCB-204	ng/kg	4	1	25%	7.24	7.24	NA	NA	NA
PCB Congeners	PCB-205	ng/kg	4	4	100%	196	502	238.5	294	140
PCB Congeners	PCB-206	ng/kg	4	4	100%	1790	3420	2515	2560	670
PCB Congeners	PCB-207	ng/kg	4	4	100%	156	406	247.5	264	104
PCB Congeners	PCB-208	ng/kg	4	4	100%	835	1140	855	921	146
PCB Congeners	PCB-209	ng/kg	4	4	100%	709	1050	1025	952	163
PCB Congeners	PCB-21/33	ng/kg	4	4	100%	935	1360	1245	1200	202
PCB Congeners	PCB-22	ng/kg	4	4	100%	1260	1740	1470	1490	203
PCB Congeners	PCB-23	ng/kg	4	4	100%	8.73	13.7	12.1	11.7	2.13
PCB Congeners	PCB-24	ng/kg	4	4	100%	61.6	86	78.3	76.1	10.3
PCB Congeners	PCB-25	ng/kg	4	4	100%	526	1440	914.5	949	375
PCB Congeners	PCB-26/29	ng/kg	4	4	100%	1360	4100	2490	2610	1130
PCB Congeners	PCB-27	ng/kg	4	4	100%	840	4460	1930	2290	1580
PCB Congeners	PCB-3	ng/kg	4	4	100%	8.65	24.5	9.765	13.2	7.6
PCB Congeners	PCB-31	ng/kg	4	4	100%	7460	17000	14600	13400	4280
PCB Congeners	PCB-32	ng/kg	4	4	100%	2620	10400	5845	6180	3580
PCB Congeners	PCB-34	ng/kg	4	4	100%	48.4	277	156.5	160	95.5
PCB Congeners	PCB-37	ng/kg	4	4	100%	110	337	210.5	217	95.1
PCB Congeners	PCB-38	ng/kg	4	4	100%	9.14	55.2	20.5	26.3	20.1
PCB Congeners	PCB-39	ng/kg	4	4	100%	51.9	196	88.5	106	62.4
PCB Congeners	PCB-4	ng/kg	4	4	100%	834	14000	5350	6380	5710
PCB Congeners	PCB-40/71	ng/kg	4	4	100%	5100	12400	8550	8650	3160
PCB Congeners	PCB-41	ng/kg	4	4	100%	812	1490	1030	1090	286
PCB Congeners	PCB-42	ng/kg	4	4	100%	7020	18400	12750	12700	4760
PCB Congeners	PCB-43	ng/kg	4	4	100%	856	2560	1785	1750	712
PCB Congeners	PCB-44/47/65	ng/kg	4	4	100%	29900	71600	54600	52700	18900
PCB Congeners	PCB-45	ng/kg	4	4	100%	1440	2840	2075	2110	578
PCB Congeners	PCB-46	ng/kg	4	4	100%	596	1020	799.5	804	200
PCB Congeners	PCB-48	ng/kg	4	4	100%	3520	9100	6160	6240	2300
PCB Congeners	PCB-49/69	ng/kg	4	4	100%	26400	66700	50350	48500	17300
PCB Congeners	PCB-5	ng/kg	4	4	100%	8.55	17.6	12.8	12.9	4.19

Table 3-10
Statistical Summary of Detected Analytes by Zone - Striped Killifish (Whole Body)

Parameter Group	Analyte	Units	Number of Valid Results[1]	Number of Detects	Detection Frequency	Minimum Detect	Maximum Detect	Median Value	Mean of Detects	Standard Deviation
PCB Congeners	PCB-50/53	ng/kg	4	4	100%	3890	8160	6070	6050	2250
PCB Congeners	PCB-51	ng/kg	4	4	100%	2640	7520	4515	4800	2100
PCB Congeners	PCB-52	ng/kg	4	4	100%	38000	85500	65050	63400	19500
PCB Congeners	PCB-54	ng/kg	4	4	100%	135	437	242	264	129
PCB Congeners	PCB-55	ng/kg	4	3	75%	64.5	127	120	104	34.2
PCB Congeners	PCB-56	ng/kg	3	3	75%	1140	1580	1160	1290	248
PCB Congeners	PCB-57	ng/kg	4	4	100%	28	62.7	44.55	45	15.4
PCB Congeners	PCB-58	ng/kg	4	4	100%	16.1	44.6	29.35	29.9	12
PCB Congeners	PCB-6	ng/kg	4	4	100%	208	2670	845	1140	1070
PCB Congeners	PCB-60	ng/kg	4	4	100%	3950	10900	8250	7840	2910
PCB Congeners	PCB-61/70/74/76	ng/kg	4	4	100%	23100	63400	46300	44800	16900
PCB Congeners	PCB-62/75	ng/kg	4	4	100%	2420	6450	4665	4550	1750
PCB Congeners	PCB-63	ng/kg	4	4	100%	988	3180	2365	2220	923
PCB Congeners	PCB-64	ng/kg	4	4	100%	11300	30600	21250	21100	7900
PCB Congeners	PCB-66	ng/kg	4	4	100%	26500	76400	57100	54300	21400
PCB Congeners	PCB-67	ng/kg	3	3	75%	166	201	201	189	20.2
PCB Congeners	PCB-68	ng/kg	4	4	100%	328	712	591.5	556	185
PCB Congeners	PCB-7	ng/kg	4	4	100%	30.7	80.1	36.95	46.2	23.3
PCB Congeners	PCB-72	ng/kg	4	4	100%	376	864	692.5	656	222
PCB Congeners	PCB-73	ng/kg	4	4	100%	89.5	414	154.5	203	147
PCB Congeners	PCB-77	ng/kg	3	3	75%	437	485	447	456	25.3
PCB Congeners	PCB-79	ng/kg	4	4	100%	232	451	351.5	347	94.7
PCB Congeners	PCB-8	ng/kg	4	4	100%	732	6000	2195	2780	2300
PCB Congeners	PCB-81	ng/kg	4	4	100%	37.5	84.6	69.45	65.3	21.7
PCB Congeners	PCB-82	ng/kg	4	4	100%	3360	8690	5660	5840	2190
PCB Congeners	PCB-83	ng/kg	4	4	100%	1590	4050	2765	2790	1010
PCB Congeners	PCB-84	ng/kg	4	4	100%	4300	8190	5480	5860	1660
PCB Congeners	PCB-85/116/117	ng/kg	4	4	100%	7570	20900	13650	13900	5450
PCB Congeners	PCB-86/87/97/109/119/125	ng/kg	3	3	75%	31400	48800	32400	37500	9770
PCB Congeners	PCB-88	ng/kg	4	4	100%	15.1	51.8	22.55	28	16.5
PCB Congeners	PCB-89	ng/kg	4	4	100%	346	789	555	561	181
PCB Congeners	PCB-9	ng/kg	4	4	100%	71.6	340	117.95	162	122
PCB Congeners	PCB-90/101/113	ng/kg	3	3	75%	61900	97500	72900	77400	18200
PCB Congeners	PCB-91	ng/kg	4	4	100%	6410	10800	7100	7850	2040
PCB Congeners	PCB-92	ng/kg	3	3	75%	11300	17600	12200	13700	3410
PCB Congeners	PCB-93/100	ng/kg	4	4	100%	1500	3690	2810	2700	1010
PCB Congeners	PCB-94	ng/kg	4	4	100%	386	627	564	535	104
PCB Congeners	PCB-95	ng/kg	1	1	25%	22000	22000	NA	NA	NA
PCB Congeners	PCB-96	ng/kg	4	4	100%	157	251	193	199	40.3
PCB Congeners	PCB-98/102	ng/kg	4	4	100%	2040	3060	2555	2550	417
PCB Congeners	PCB-99	ng/kg	4	4	100%	38100	62100	43150	46600	10600
PCB Congeners	Total PCB Congeners (209)	ng/kg	4	4	100%	1020000	1490000	1205000	1230000	194000
Pesticides	2,4'-DDD	pg/g	4	4	100%	9600	48200	18300	23600	17100
Pesticides	2,4'-DDE	pg/g	4	4	100%	21200	51200	31350	33800	13900
Pesticides	2,4'-DDT	pg/g	4	4	100%	97.7	485	202	247	175
Pesticides	4,4'-DDD	pg/g	4	4	100%	57400	255000	121500	139000	84200
Pesticides	4,4'-DDE	pg/g	4	4	100%	135000	251000	189000	191000	48000
Pesticides	4,4'-DDT	pg/g	4	4	100%	1880	6930	4540	4470	2070
Pesticides	Aldrin	pg/g	4	4	100%	10.8	43.6	20.8	24	14
Pesticides	Alpha BHC	pg/g	4	3	75%	47.2	183	87	106	69.8
Pesticides	Beta BHC	pg/g	4	4	100%	52.7	885	169.5	319	388
Pesticides	Cis-Chlordane	pg/g	4	4	100%	9200	15900	9855	11200	3160
Pesticides	Cis-Nonachlor	pg/g	4	4	100%	3150	5080	4035	4080	789
Pesticides	Delta BHC	pg/g	4	4	100%	11.3	68.2	24.25	32	25
Pesticides	Dieldrin	pg/g	4	4	100%	5120	7270	6075	6140	994
Pesticides	Gamma BHC (Lindane)	pg/g	4	4	100%	18	33	20.95	23.2	6.78
Pesticides	Heptachlor	pg/g	4	2	50%	6.13	89.2	47.665	47.7	58.7
Pesticides	Heptachlor Epoxide	pg/g	4	4	100%	563	2500	669	1100	935
Pesticides	Hexachlorobenzene	pg/g	4	4	100%	20.2	203	23.55	67.6	90.3
Pesticides	Mirex	pg/g	4	4	100%	88.1	166	147	137	34.3
Pesticides	Oxychlordane	pg/g	4	4	100%	979	1440	1135	1170	193
Pesticides	Total Alpha + Gamma Chlordane	pg/g	4	4	100%	12200	21700	13050	15000	4480
Pesticides	Total DDT (2,4 & 4,4)	pg/g	4	4	100%	228000	509000	415500	392000	118000
Pesticides	Total DDT (2,4)	pg/g	4	4	100%	33800	69900	63400	57600	16400
Pesticides	Total DDT (4,4)	pg/g	4	4	100%	194000	439000	352000	334000	102000
Pesticides	Trans-Chlordane	pg/g	4	4	100%	2820	5780	3255	3780	1370
Pesticides	Trans-Heptachlor Epoxide	pg/g	4	4	100%	260	561	381.5	396	131

Table 3-10
Statistical Summary of Detected Analytes by Zone - Striped Killifish (Whole Body)

Parameter Group	Analyte	Units	Number of Valid Results[1]	Number of Detects	Detection Frequency	Minimum Detect	Maximum Detect	Median Value	Mean of Detects	Standard Deviation
Pesticides	Trans-Nonachlor	pg/g	4	4	100%	8790	10500	10125	9890	811
Physical Parameters	Moisture (Water) Content	%	4	4	100%	262	280	269	270	8.91
Physical Parameters	Percent Moisture	%	4	4	100%	72.4	73.7	72.9	73	0.675
Semivolatiles	2-Methylnaphthalene	ug/kg	4	2	50%	3.9	4.9	4.4	4.4	0.707
Semivolatiles	Acenaphthene	ug/kg	4	3	75%	5.2	8.5	5.5	6.4	1.82
Semivolatiles	Anthracene	ug/kg	4	1	25%	27	27	NA	NA	NA
Semivolatiles	Benzaldehyde	ug/kg	4	1	25%	930	930	NA	NA	NA
Semivolatiles	Benzo(A)Anthracene	ug/kg	4	1	25%	10	10	NA	NA	NA
Semivolatiles	Benzo(A)Pyrene	ug/kg	4	1	25%	7.1	7.1	NA	NA	NA
Semivolatiles	Benzo(B)Fluoranthene	ug/kg	4	1	25%	7.6	7.6	NA	NA	NA
Semivolatiles	Benzo(J)+(K)Fluoranthene	ug/kg	4	1	25%	7.6	7.6	NA	NA	NA
Semivolatiles	Benzo[E]Pyrene	ug/kg	4	1	25%	5.7	5.7	NA	NA	NA
Semivolatiles	C1-Fluoranthenes/Pyrenes	ug/kg	4	1	25%	5.5	5.5	NA	NA	NA
Semivolatiles	C1-Naphthalenes	ug/kg	4	1	25%	4.7	4.7	NA	NA	NA
Semivolatiles	C1-Phenanthrene/Anthracene	ug/kg	4	1	25%	3	3	NA	NA	NA
Semivolatiles	C2-Naphthalenes	ug/kg	4	1	25%	3.7	3.7	NA	NA	NA
Semivolatiles	Chrysene	ug/kg	4	1	25%	11	11	NA	NA	NA
Semivolatiles	Fluoranthene	ug/kg	4	2	50%	3.6	21	12.3	12.3	12.3
Semivolatiles	Fluorene	ug/kg	4	2	50%	3.8	17	10.4	10.4	9.33
Semivolatiles	Indeno(1,2,3-C,D)Pyrene	ug/kg	4	1	25%	27	27	NA	NA	NA
Semivolatiles	Naphthalene	ug/kg	4	1	25%	4.1	4.1	NA	NA	NA
Semivolatiles	Perylene	ug/kg	4	1	25%	3.1	3.1	NA	NA	NA
Semivolatiles	Phenanthrene	ug/kg	4	3	75%	3.5	23	4.8	10.4	10.9
Semivolatiles	Pyrene	ug/kg	4	1	25%	23	23	NA	NA	NA
Semivolatiles	Total HMW PAHs	ug/kg	4	2	50%	30.6	87.3	58.95	59	40.1
Semivolatiles	Total LMW PAHs	ug/kg	4	3	75%	8.7	84.5	18	37.1	41.3
Semivolatiles	Total PAHs	ug/kg	4	3	75%	18	172	39.3	76.4	83.4

Footnotes:
[1]Valid results are results that were found to be valid as a result of data validation. Only valid data are used in statistical analyses. Additional details regarding rejected data are provided in Appendix E of this report.

Notes:
1. Only detected values were included in the calculation of Totals.
2. Non-detect ("U" qualified) data were excluded from the statistical analysis.

DDD = dichlorodiphenyldichloroethane
DDE = dichlorodiphenyldichloroethylene
DDT = dichlorodiphenyltrichloroethane
HMW = high molecular weight
LMW = low molecular weight
PAH = polycyclic aromatic hydrocarbon
PCB = polychlorinated biphenyl
NA = not applicable

% = percent
mg/kg = milligrams per kilogram
ng/g = nanograms per gram
ng/kg = nanograms per kilogram
pg/g = picograms per gram
ug/kg = micrograms per kilogram

Table 3-11
Statistical Summary of Detected Analytes - Summer Flounder (Whole Body)

Parameter Group	Analyte	Units	Number of Valid Results[1]	Number of Detects	Detection Frequency	Minimum Detect	Maximum Detect	Median Value	Mean of Detects	Standard Deviation
Aroclor PCBs	Aroclor 1248	ug/kg	8	3	38%	34.8	60	50.5	48.4	12.7
Aroclor PCBs	Aroclor 1254	ug/kg	8	5	63%	23	96	83.5	65.3	34.1
Aroclor PCBs	Aroclor 1260	ug/kg	8	6	75%	25	74	30.5	41	20.8
Aroclor PCBs	Total Aroclor PCBs (Sum of 7 Aroclors)	ug/kg	8	8	100%	23	189	82.75	89.3	63.8
Aroclor PCBs	Total Aroclor PCBs (Sum of 9 Aroclors)	ug/kg	8	8	100%	23	189	82.75	89.3	63.8
Butyltins	Tributyltin	ug/kg	8	5	63%	2.2	3.4	2.5	2.74	0.527
Dioxins/Furans	1,2,3,4,6,7,8-HpCDD	ng/kg	8	8	100%	0.186	0.692	0.3105	0.382	0.164
Dioxins/Furans	1,2,3,4,6,7,8-HpCDF	ng/kg	8	8	100%	0.103	1.225	0.3395	0.413	0.34
Dioxins/Furans	1,2,3,4,7,8,9-HpCDF	ng/kg	8	5	63%	0.0458	0.127	0.0796	0.0802	0.0321
Dioxins/Furans	1,2,3,4,7,8-HxCDD	ng/kg	8	6	75%	0.0259	0.08065	0.04795	0.0506	0.0218
Dioxins/Furans	1,2,3,4,7,8-HxCDF	ng/kg	8	8	100%	0.0679	0.9695	0.19125	0.319	0.304
Dioxins/Furans	1,2,3,6,7,8-HxCDD	ng/kg	8	8	100%	0.111	0.374	0.24	0.235	0.0894
Dioxins/Furans	1,2,3,6,7,8-HxCDF	ng/kg	8	8	100%	0.0705	0.659	0.234	0.272	0.177
Dioxins/Furans	1,2,3,7,8,9-HxCDD	ng/kg	8	8	100%	0.0396	0.136	0.086375	0.0875	0.0334
Dioxins/Furans	1,2,3,7,8,9-HxCDF	ng/kg	8	8	100%	0.0199	0.133	0.07195	0.0765	0.0331
Dioxins/Furans	1,2,3,7,8-PCDD	ng/kg	8	5	63%	0.0667	0.32	0.2575	0.233	0.0992
Dioxins/Furans	1,2,3,7,8-PCDF	ng/kg	8	8	100%	0.193	0.8825	0.3835	0.433	0.211
Dioxins/Furans	2,3,4,6,7,8-HxCDF	ng/kg	8	8	100%	0.0283	0.2115	0.1007	0.103	0.0582
Dioxins/Furans	2,3,4,7,8-PCDF	ng/kg	8	8	100%	0.286	1.475	0.685	0.757	0.372
Dioxins/Furans	2,3,7,8-TCDD	ng/kg	8	8	100%	1.58	16.4	3.015	5.49	5.37
Dioxins/Furans	2,3,7,8-TCDF	ng/kg	8	8	100%	0.087	0.2155	0.126	0.135	0.0395
Dioxins/Furans	OCDD	ng/kg	8	8	100%	0.309	1.305	0.6055	0.745	0.376
Dioxins/Furans	OCDF	ng/kg	8	8	100%	0.0518	0.41	0.1175	0.152	0.112
Dioxins/Furans	Percent Lipids	%	8	8	100%	0.39	1.55	0.91	0.918	0.461
Metals	Aluminum	mg/kg	8	1	13%	7.17	7.17	NA	NA	NA
Metals	Arsenic	mg/kg	8	8	100%	0.5165	2.255	1.595	1.5	0.615
Metals	Barium	mg/kg	8	8	100%	0.2	0.757	0.3795	0.408	0.18
Metals	Calcium	mg/kg	8	8	100%	2730	28500	8075	9960	8070
Metals	Chromium	mg/kg	8	4	50%	0.115	0.242	0.151	0.165	0.0547
Metals	Copper	mg/kg	8	7	88%	0.2731	0.909	0.71	0.714	0.216
Metals	Iron	mg/kg	8	8	100%	4.765	21.4	13.05	13.2	5.18
Metals	Lead	mg/kg	8	6	75%	0.03145	0.0687	0.0505	0.0506	0.0125
Metals	Magnesium	mg/kg	8	8	100%	316	799	442.75	476	143
Metals	Manganese	mg/kg	8	8	100%	0.794	3.1	1.245	1.43	0.72
Metals	Mercury	ng/g	8	8	100%	52.9	131	83.55	88.2	26.2
Metals	Methyl Mercury	ng/g	8	8	100%	39	126.5	99.5	95.1	27.3
Metals	Nickel	mg/kg	8	2	25%	0.212	0.3885	0.30025	0.3	0.125
Metals	Potassium	mg/kg	8	8	100%	3490	5730	4357.5	4570	752
Metals	Selenium	mg/kg	8	8	100%	0.402	0.61	0.4445	0.461	0.0696
Metals	Silver	mg/kg	8	1	13%	0.022	0.022	NA	NA	NA
Metals	Sodium	mg/kg	8	8	100%	960	1730	1530	1420	313
Metals	Titanium	mg/kg	8	6	75%	0.176	0.361	0.2705	0.262	0.0743
Metals	Zinc	mg/kg	8	8	100%	10.585	27.1	18.8	18.1	5.31
PCB Congeners	PCB-1	ng/kg	8	8	100%	14.75	241	24.5	60.6	79.5
PCB Congeners	PCB-10	ng/kg	8	7	88%	24	111	56.05	53.3	30.7
PCB Congeners	PCB-103	ng/kg	8	8	100%	117	607.5	264.5	294	171
PCB Congeners	PCB-104	ng/kg	8	8	100%	6.235	90.95	20.1	31	28.6
PCB Congeners	PCB-105	ng/kg	8	8	100%	1790	9250	3305	4400	2850
PCB Congeners	PCB-107	ng/kg	8	8	100%	786	2960	1510	1760	797
PCB Congeners	PCB-108/124	ng/kg	8	8	100%	115	677	262	336	213
PCB Congeners	PCB-11	ng/kg	8	5	63%	28.8	128	48.4	71.9	44
PCB Congeners	PCB-110/115	ng/kg	8	8	100%	4025	25650	8570	12100	8610
PCB Congeners	PCB-111	ng/kg	8	8	100%	26.9	83.4	43.15	47.1	17.8
PCB Congeners	PCB-112	ng/kg	8	7	88%	12.13	74.8	42.3	43.3	19.6
PCB Congeners	PCB-114	ng/kg	8	8	100%	144.5	785	383.5	416	246
PCB Congeners	PCB-118	ng/kg	8	8	100%	8140	40900	17100	19700	11700
PCB Congeners	PCB-12/13	ng/kg	8	5	63%	2.65	25.9	4.215	8.57	9.77
PCB Congeners	PCB-120	ng/kg	8	8	100%	106	326	160	187	73.1
PCB Congeners	PCB-121	ng/kg	8	8	100%	10.2	44.9	18.35	21	11.2
PCB Congeners	PCB-122	ng/kg	8	7	88%	6.36	37.5	15.6	18.2	11.6
PCB Congeners	PCB-123	ng/kg	8	8	100%	53.825	577.5	233.5	284	186
PCB Congeners	PCB-126	ng/kg	8	8	100%	14.8	60.9	32.25	36.4	19.2
PCB Congeners	PCB-127	ng/kg	7	7	88%	9.57	39.55	20.1	22.6	10.8
PCB Congeners	PCB-128/166	ng/kg	8	8	100%	992	4530	1705	2160	1330
PCB Congeners	PCB-129/138/163	ng/kg	8	8	100%	10100	47750	16800	21600	13100
PCB Congeners	PCB-130	ng/kg	8	8	100%	596	2245	1135	1270	595
PCB Congeners	PCB-131	ng/kg	8	8	100%	9.655	96.1	32.85	39.7	30.5
PCB Congeners	PCB-132	ng/kg	7	7	88%	505	4245	1490	1950	1330
PCB Congeners	PCB-133	ng/kg	8	8	100%	350	1405	644	763	370

Table 3-11
Statistical Summary of Detected Analytes - Summer Flounder (Whole Body)

Parameter Group	Analyte	Units	Number of Valid Results[1]	Number of Detects	Detection Frequency	Minimum Detect	Maximum Detect	Median Value	Mean of Detects	Standard Deviation
PCB Congeners	PCB-134	ng/kg	8	8	100%	40.8	388	142	167	118
PCB Congeners	PCB-135/151	ng/kg	8	8	100%	2310	10500	4260	5100	2710
PCB Congeners	PCB-136	ng/kg	8	8	100%	157	1240	402.5	521	359
PCB Congeners	PCB-137	ng/kg	8	8	100%	388	1970	835	937	544
PCB Congeners	PCB-139/140	ng/kg	8	8	100%	127	732	248	317	217
PCB Congeners	PCB-141	ng/kg	8	8	100%	901	5175	1720	2330	1630
PCB Congeners	PCB-142	ng/kg	8	1	13%	4.395	4.395	NA	NA	NA
PCB Congeners	PCB-143	ng/kg	8	5	63%	6.2	39.9	11.2	20	16.2
PCB Congeners	PCB-144	ng/kg	8	8	100%	244	1170	395.5	547	348
PCB Congeners	PCB-145	ng/kg	8	2	25%	2.07	5.68	3.875	3.88	2.55
PCB Congeners	PCB-146	ng/kg	3	3	38%	2470	4620	3400	3500	1080
PCB Congeners	PCB-147/149	ng/kg	8	8	100%	3250	21000	7095	9250	6350
PCB Congeners	PCB-148	ng/kg	8	8	100%	53.8	261	91.2	121	70.1
PCB Congeners	PCB-15	ng/kg	8	3	38%	17.75	111	42.8	57.2	48.3
PCB Congeners	PCB-150	ng/kg	8	8	100%	22.4	133.5	44.7	58.1	38.5
PCB Congeners	PCB-152	ng/kg	8	8	100%	2.25	26.45	6.565	9.69	7.99
PCB Congeners	PCB-153/168	ng/kg	8	8	100%	11200	53300	18000	23300	14500
PCB Congeners	PCB-154	ng/kg	8	8	100%	383	1895	581.25	805	502
PCB Congeners	PCB-155	ng/kg	8	8	100%	39.4	394	79.75	136	129
PCB Congeners	PCB-156/157	ng/kg	8	8	100%	1040	3865	1980	2130	1010
PCB Congeners	PCB-158	ng/kg	8	8	100%	551	3100	975.5	1350	990
PCB Congeners	PCB-159	ng/kg	8	5	63%	2.27	11.05	3.27	4.65	3.62
PCB Congeners	PCB-16	ng/kg	8	8	100%	39	253	67.225	101	85.2
PCB Congeners	PCB-160	ng/kg	8	3	38%	7.03	27.1	8.88	14.3	11.1
PCB Congeners	PCB-161	ng/kg	8	4	50%	1.58	7	3.045	3.67	2.35
PCB Congeners	PCB-162	ng/kg	8	8	100%	95.5	347.5	162	190	91.5
PCB Congeners	PCB-164	ng/kg	8	8	100%	196	1495	492.5	673	520
PCB Congeners	PCB-165	ng/kg	8	8	100%	23.6	96.05	40.15	47.5	25.4
PCB Congeners	PCB-167	ng/kg	8	8	100%	416	1525	753	833	391
PCB Congeners	PCB-169	ng/kg	8	3	38%	1.61	2.515	1.725	1.95	0.493
PCB Congeners	PCB-17	ng/kg	8	8	100%	176	2360	733.5	1120	872
PCB Congeners	PCB-170	ng/kg	8	8	100%	1510	7415	2625	3290	2070
PCB Congeners	PCB-171/173	ng/kg	1	1	13%	815	815	NA	NA	NA
PCB Congeners	PCB-172	ng/kg	8	8	100%	301	1720	541	755	503
PCB Congeners	PCB-174	ng/kg	1	1	13%	915	915	NA	NA	NA
PCB Congeners	PCB-175	ng/kg	1	1	13%	168	168	NA	NA	NA
PCB Congeners	PCB-176	ng/kg	8	8	100%	79.9	524.5	136	204	162
PCB Congeners	PCB-177	ng/kg	1	1	13%	1710	1710	NA	NA	NA
PCB Congeners	PCB-178	ng/kg	3	3	38%	795	1250	1090	1050	231
PCB Congeners	PCB-179	ng/kg	8	8	100%	290	1775	504	692	509
PCB Congeners	PCB-18/30	ng/kg	8	8	100%	284	4280	1275	1790	1470
PCB Congeners	PCB-180/193	ng/kg	8	8	100%	4630	24200	8130	10300	6770
PCB Congeners	PCB-181	ng/kg	1	1	13%	26.8	26.8	NA	NA	NA
PCB Congeners	PCB-182	ng/kg	1	1	13%	34.5	34.5	NA	NA	NA
PCB Congeners	PCB-183/185	ng/kg	1	1	13%	2600	2600	NA	NA	NA
PCB Congeners	PCB-184	ng/kg	8	8	100%	9.4	51.75	15.925	20.8	13.7
PCB Congeners	PCB-187	ng/kg	1	1	13%	7750	7750	NA	NA	NA
PCB Congeners	PCB-188	ng/kg	8	8	100%	33.7	132.5	71.4	73.5	38.4
PCB Congeners	PCB-189	ng/kg	8	8	100%	69.5	314	115.5	142	83.6
PCB Congeners	PCB-19	ng/kg	8	8	100%	87.5	904	208.75	328	278
PCB Congeners	PCB-190	ng/kg	8	8	100%	342	1825	573.5	763	534
PCB Congeners	PCB-191	ng/kg	8	8	100%	69.1	355	122.5	156	101
PCB Congeners	PCB-194	ng/kg	8	8	100%	575.5	3350	1110	1540	1010
PCB Congeners	PCB-195	ng/kg	8	8	100%	197.5	1225	300.5	476	365
PCB Congeners	PCB-196	ng/kg	8	8	100%	396	2210	616.5	930	639
PCB Congeners	PCB-197/200	ng/kg	8	8	100%	88.3	476	114.5	194	139
PCB Congeners	PCB-198/199	ng/kg	8	8	100%	1100	5880	1755	2690	1740
PCB Congeners	PCB-2	ng/kg	8	6	75%	1.43	15.9	2.08	5.37	5.98
PCB Congeners	PCB-20/28	ng/kg	8	8	100%	1160	11400	3555	5120	3870
PCB Congeners	PCB-201	ng/kg	8	8	100%	195	823.5	262.25	387	229
PCB Congeners	PCB-202	ng/kg	8	8	100%	823	2500	1112.5	1450	663
PCB Congeners	PCB-203	ng/kg	8	8	100%	809	4290	1305	1880	1220
PCB Congeners	PCB-204	ng/kg	8	4	50%	2.05	10.14	4.2425	5.17	3.7
PCB Congeners	PCB-205	ng/kg	8	8	100%	29.65	183.5	43.85	70.1	53.5
PCB Congeners	PCB-206	ng/kg	8	8	100%	627	2590	773.5	1200	731
PCB Congeners	PCB-207	ng/kg	8	8	100%	70.7	295.5	86.025	137	85
PCB Congeners	PCB-208	ng/kg	8	8	100%	318	1085	392.5	582	294
PCB Congeners	PCB-209	ng/kg	3	3	38%	329	380	353.5	354	25.5
PCB Congeners	PCB-21/33	ng/kg	8	8	100%	86.3	1440	361	589	508

Table 3-11
Statistical Summary of Detected Analytes - Summer Flounder (Whole Body)

Parameter Group	Analyte	Units	Number of Valid Results[1]	Number of Detects	Detection Frequency	Minimum Detect	Maximum Detect	Median Value	Mean of Detects	Standard Deviation
PCB Congeners	PCB-22	ng/kg	8	8	100%	199	1910	781	1020	726
PCB Congeners	PCB-23	ng/kg	8	7	88%	0.951	5.74	1.85	2.84	1.97
PCB Congeners	PCB-24	ng/kg	8	8	100%	4.54	69.1	20.35	27.5	22.3
PCB Congeners	PCB-25	ng/kg	8	8	100%	66.5	587	266.5	295	185
PCB Congeners	PCB-26/29	ng/kg	8	8	100%	258	1930	904.5	1010	618
PCB Congeners	PCB-27	ng/kg	8	8	100%	40.4	391	130	168	134
PCB Congeners	PCB-3	ng/kg	8	4	50%	4.195	72.8	19.09	28.8	31.8
PCB Congeners	PCB-31	ng/kg	8	8	100%	1020	7670	2595	3750	2670
PCB Congeners	PCB-32	ng/kg	8	8	100%	212	2370	734	1100	829
PCB Congeners	PCB-34	ng/kg	8	8	100%	6.29	63.4	23.4	31	21.2
PCB Congeners	PCB-37	ng/kg	8	8	100%	14.1	91.2	28.4	42.7	27.7
PCB Congeners	PCB-38	ng/kg	8	6	75%	1.755	10.8	4.15	5.8	3.8
PCB Congeners	PCB-39	ng/kg	8	8	100%	3.67	39.5	11.84	19.2	15.8
PCB Congeners	PCB-4	ng/kg	8	8	100%	184	1330	300.25	447	392
PCB Congeners	PCB-40/71	ng/kg	8	8	100%	607	5005	1890	2530	1710
PCB Congeners	PCB-41	ng/kg	8	8	100%	20.1	455.5	120	192	177
PCB Congeners	PCB-42	ng/kg	8	8	100%	168	3470	1039.5	1400	1220
PCB Congeners	PCB-43	ng/kg	8	8	100%	25.1	476.5	138.2	195	173
PCB Congeners	PCB-44/47/65	ng/kg	8	8	100%	2680	16850	5730	7830	4940
PCB Congeners	PCB-45	ng/kg	8	8	100%	85.7	1165	366.5	477	391
PCB Congeners	PCB-46	ng/kg	8	8	100%	5.45	29	9.2775	12.9	9.63
PCB Congeners	PCB-48	ng/kg	8	8	100%	208	2325	721.5	1070	873
PCB Congeners	PCB-49/69	ng/kg	8	8	100%	3180	19300	7525	9900	6240
PCB Congeners	PCB-5	ng/kg	8	4	50%	1.22	31.3	2.725	9.49	14.6
PCB Congeners	PCB-50/53	ng/kg	8	8	100%	83.5	1790	486	668	613
PCB Congeners	PCB-51	ng/kg	8	8	100%	96.3	1725	380.5	587	543
PCB Congeners	PCB-52	ng/kg	8	8	100%	4630	26600	12050	14700	8600
PCB Congeners	PCB-54	ng/kg	8	8	100%	10.6	156	33.75	63.8	59.3
PCB Congeners	PCB-55	ng/kg	8	7	88%	6.13	59	20.6	28.4	21.4
PCB Congeners	PCB-56	ng/kg	8	8	100%	183	2420	764	1040	804
PCB Congeners	PCB-57	ng/kg	8	7	88%	21.4	68.9	50.55	47	17.7
PCB Congeners	PCB-58	ng/kg	8	8	100%	5	59.3	20.95	25.3	19.6
PCB Congeners	PCB-6	ng/kg	8	8	100%	21.1	176	45.825	67	52.7
PCB Congeners	PCB-60	ng/kg	8	8	100%	485	2720	1056	1380	938
PCB Congeners	PCB-61/70/74/76	ng/kg	8	8	100%	4340	27450	8840	12800	8940
PCB Congeners	PCB-62/75	ng/kg	8	8	100%	266	1900	706	932	612
PCB Congeners	PCB-63	ng/kg	8	8	100%	293	1245	625.5	747	386
PCB Congeners	PCB-64	ng/kg	8	8	100%	1220	8380	2790	4150	2990
PCB Congeners	PCB-66	ng/kg	8	8	100%	3170	24100	6995	10500	8200
PCB Congeners	PCB-67	ng/kg	8	8	100%	28.5	202	85.65	102	64.4
PCB Congeners	PCB-68	ng/kg	8	8	100%	89.1	336	206	213	86.3
PCB Congeners	PCB-7	ng/kg	8	6	75%	3.35	39.2	5.7275	11.3	13.8
PCB Congeners	PCB-72	ng/kg	8	7	88%	146	517	330	335	124
PCB Congeners	PCB-73	ng/kg	8	8	100%	7.13	67.95	22.75	30.2	22.2
PCB Congeners	PCB-77	ng/kg	8	8	100%	24.4	230	60.575	79.6	64.3
PCB Congeners	PCB-79	ng/kg	8	8	100%	13.3	145.5	40.05	54.8	44.7
PCB Congeners	PCB-8	ng/kg	3	3	38%	84	778	152	338	383
PCB Congeners	PCB-81	ng/kg	8	6	75%	2.64	21.3	5.735	8.32	7
PCB Congeners	PCB-82	ng/kg	8	8	100%	25.8	725	161.5	234	238
PCB Congeners	PCB-83	ng/kg	8	7	88%	10.755	108.5	28	39.2	35.1
PCB Congeners	PCB-84	ng/kg	8	8	100%	42.4	616.5	141	244	216
PCB Congeners	PCB-85/116/117	ng/kg	8	8	100%	1400	6745	2420	3290	2080
PCB Congeners	PCB-86/87/97/109/119/125	ng/kg	8	8	100%	2130	13700	4280	6030	4260
PCB Congeners	PCB-88	ng/kg	8	2	25%	4.31	12.265	8.2875	8.29	5.63
PCB Congeners	PCB-89	ng/kg	8	8	100%	6.29	112	26.95	42.3	39.9
PCB Congeners	PCB-9	ng/kg	8	6	75%	5.89	45.3	9.5575	16.7	15.1
PCB Congeners	PCB-90/101/113	ng/kg	8	8	100%	5800	31600	10650	14800	9760
PCB Congeners	PCB-91	ng/kg	8	8	100%	552	3855	1630	1860	1200
PCB Congeners	PCB-92	ng/kg	8	8	100%	1540	6645	2870	3550	1820
PCB Congeners	PCB-93/100	ng/kg	8	8	100%	201	1475	448.5	558	411
PCB Congeners	PCB-94	ng/kg	8	7	88%	5.55	67.1	15.1	22.9	22.6
PCB Congeners	PCB-95	ng/kg	8	8	100%	1310	12450	3955	5820	4160
PCB Congeners	PCB-96	ng/kg	8	8	100%	4.93	75.65	21.7	28.3	24.5
PCB Congeners	PCB-98/102	ng/kg	8	8	100%	78	758	273.5	334	237
PCB Congeners	Total PCB Congeners (209)	ng/kg	8	8	100%	111000	599500	208500	287000	176000
Pesticides	2,4'-DDD	pg/g	8	8	100%	177	1280	482.5	566	365
Pesticides	2,4'-DDE	pg/g	8	8	100%	395	2280	981.5	1190	630
Pesticides	2,4'-DDT	pg/g	8	8	100%	13.7	101	64.425	58.9	30.8
Pesticides	4,4'-DDD	pg/g	8	8	100%	815	8880	4697.5	4710	2630

Table 3-11
Statistical Summary of Detected Analytes - Summer Flounder (Whole Body)

Parameter Group	Analyte	Units	Number of Valid Results[1]	Number of Detects	Detection Frequency	Minimum Detect	Maximum Detect	Median Value	Mean of Detects	Standard Deviation
Pesticides	4,4'-DDE	pg/g	8	8	100%	3250	28800	18950	17300	8650
Pesticides	4,4'-DDT	pg/g	8	8	100%	71.5	1400	403.5	482	434
Pesticides	Aldrin	pg/g	8	3	38%	4.13	6.47	4.63	5.08	1.23
Pesticides	Alpha BHC	pg/g	8	7	88%	6.22	26.55	17.5	15.1	7.79
Pesticides	Beta BHC	pg/g	8	6	75%	5.75	22.3	12.5	13.2	6.31
Pesticides	Cis-Chlordane	pg/g	8	8	100%	217	2320	1335	1390	677
Pesticides	Cis-Nonachlor	pg/g	8	8	100%	155	1585	904.75	920	448
Pesticides	Dieldrin	pg/g	8	8	100%	253	1175	726	723	298
Pesticides	Endrin Ketone	pg/g	8	1	13%	44.6	44.6	NA	NA	NA
Pesticides	Gamma BHC (Lindane)	pg/g	8	8	100%	5.74	16.2	9.3825	9.7	3.84
Pesticides	Heptachlor Epoxide	pg/g	8	8	100%	80.4	292	132.5	153	68
Pesticides	Hexachlorobenzene	pg/g	8	8	100%	101	423.5	211.5	249	105
Pesticides	Mirex	pg/g	8	8	100%	21.3	118	79.175	75.4	34.6
Pesticides	Oxychlordane	pg/g	8	8	100%	133	850.5	466	512	242
Pesticides	Trans-Chlordane	pg/g	8	8	100%	82	759.5	423.5	398	200
Pesticides	Trans-Heptachlor Epoxide	pg/g	8	6	75%	70.9	444	209	251	158
Pesticides	Trans-Nonachlor	pg/g	8	8	100%	376	4240	2302.5	2350	1200
Pesticides	Total Alpha + Gamma Chlordane	pg/g	8	8	100%	299	2750	1905	1790	782
Pesticides	TOTAL DDT (2,4)	pg/g	8	8	100%	586	3640	1587.5	1820	988
Pesticides	TOTAL DDT (4,4)	pg/g	8	8	100%	4140	36000	25575	22500	11200
Pesticides	TOTAL DDT (2,4 & 4,4)	pg/g	8	8	100%	4720	38750	27150	24300	12000
Physical Parameters	Moisture (Water) Content	%	8	8	100%	307	393	347	348	24.4
Physical Parameters	Percent Moisture	%	8	8	100%	75.4	79.7	77.625	77.6	1.22
Semivolatiles	Phenol	ug/kg	8	3	38%	500	800	650	650	150

Footnotes:
[1]Valid results are results that were found to be valid as a result of data validation. Only valid data are used in statistical analyses. Additional details regarding rejected data are provided in Appendix E of this report.

Notes:
1. Only detected values were included in the calculation of totals.
2. Non-detect ("U" qualified) data were excluded from the statistical analysis.

DDD = dichlorodiphenyldichloroethane
DDE = dichlorodiphenyldichloroethylene
DDT = dichlorodiphenyltrichloroethane
HMW = high molecular weight
LMW = low molecular weight
PAH = polycyclic aromatic hydrocarbon
PCB = polychlorinated biphenyl
NA = not applicable

% = percent
mg/kg = milligrams per kilogram
ng/g = nanograms per gram
ng/kg = nanograms per kilogram
pg/g = picograms per gram
ug/kg = micrograms per kilogram

Table 3-12
Statistical Summary of Detected Analytes by Zone - Summer Flounder (Whole Body)

Parameter Group	Analyte	Units	Number of Valid Results[1]	Number of Detects	Detection Frequency	Minimum Detect	Maximum Detect	Median Value	Mean of Detects	Standard Deviation
NORTH ZONE										
Aroclor PCBs	Aroclor 1248	ug/kg	2	1	50%	34.8	34.8	NA	NA	NA
Aroclor PCBs	Aroclor 1254	ug/kg	2	1	50%	23	23	NA	NA	NA
Aroclor PCBs	Aroclor 1260	ug/kg	2	1	50%	74	74	NA	NA	NA
Aroclor PCBs	Total Aroclor PCBs (Sum of 7 Aroclors)	ug/kg	2	2	100%	23	105.5	64.25	64.3	58.3
Aroclor PCBs	Total Aroclor PCBs (Sum of 9 Aroclors)	ug/kg	2	2	100%	23	105.5	64.25	64.3	58.3
Butyltins	Tributyltin	ug/kg	2	1	50%	2.2	2.2	NA	NA	NA
Dioxins/Furans	1,2,3,4,6,7,8-HpCDD	ng/kg	2	2	100%	0.503	0.692	0.5975	0.598	0.134
Dioxins/Furans	1,2,3,4,6,7,8-HpCDF	ng/kg	2	2	100%	0.343	1.225	0.784	0.784	0.624
Dioxins/Furans	1,2,3,4,7,8,9-HpCDF	ng/kg	2	2	100%	0.056	0.0927	0.07435	0.0744	0.026
Dioxins/Furans	1,2,3,4,7,8-HxCDD	ng/kg	2	2	100%	0.0383	0.0688	0.05355	0.0536	0.0216
Dioxins/Furans	1,2,3,4,7,8-HxCDF	ng/kg	2	2	100%	0.498	0.9695	0.73375	0.734	0.333
Dioxins/Furans	1,2,3,6,7,8-HxCDD	ng/kg	2	2	100%	0.253	0.374	0.3135	0.314	0.0856
Dioxins/Furans	1,2,3,6,7,8-HxCDF	ng/kg	2	2	100%	0.338	0.659	0.4985	0.499	0.227
Dioxins/Furans	1,2,3,7,8,9-HxCDD	ng/kg	2	2	100%	0.108	0.136	0.122	0.122	0.0198
Dioxins/Furans	1,2,3,7,8,9-HxCDF	ng/kg	2	2	100%	0.0678	0.0773	0.07255	0.0726	0.00672
Dioxins/Furans	1,2,3,7,8-PCDD	ng/kg	2	2	100%	0.2575	0.32	0.28875	0.289	0.0442
Dioxins/Furans	1,2,3,7,8-PCDF	ng/kg	2	2	100%	0.363	0.8825	0.62275	0.623	0.367
Dioxins/Furans	2,3,4,6,7,8-HxCDF	ng/kg	2	2	100%	0.146	0.2115	0.17875	0.179	0.0463
Dioxins/Furans	2,3,4,7,8-PCDF	ng/kg	2	2	100%	0.999	1.475	1.237	1.24	0.337
Dioxins/Furans	2,3,7,8-TCDD	ng/kg	2	2	100%	4.58	16.4	10.49	10.5	8.36
Dioxins/Furans	2,3,7,8-TCDF	ng/kg	2	2	100%	0.128	0.153	0.1405	0.141	0.0177
Dioxins/Furans	OCDD	ng/kg	2	2	100%	1.28	1.305	1.2925	1.29	0.0177
Dioxins/Furans	OCDF	ng/kg	2	2	100%	0.118	0.41	0.264	0.264	0.206
Dioxins/Furans	Percent Lipids	%	2	2	100%	0.4	1.15	0.775	0.775	0.53
Metals	Arsenic	mg/kg	2	2	100%	0.5165	0.87	0.69325	0.693	0.25
Metals	Barium	mg/kg	2	2	100%	0.2355	0.407	0.32125	0.321	0.121
Metals	Calcium	mg/kg	2	2	100%	2730	9540	6135	6140	4820
Metals	Chromium	mg/kg	2	1	50%	0.16	0.16	NA	NA	NA
Metals	Copper	mg/kg	2	2	100%	0.2731	0.909	0.59105	0.591	0.45
Metals	Iron	mg/kg	2	2	100%	4.765	17.2	10.9825	11	8.79
Metals	Lead	mg/kg	2	2	100%	0.03145	0.0567	0.044075	0.0441	0.0179
Metals	Magnesium	mg/kg	2	2	100%	435.5	450	442.75	443	10.3
Metals	Manganese	mg/kg	2	2	100%	1.0075	1.41	1.20875	1.21	0.285
Metals	Mercury	ng/g	2	2	100%	84.3	131	107.65	108	33
Metals	Methyl Mercury	ng/g	2	2	100%	99	126.5	112.75	113	19.4
Metals	Nickel	mg/kg	2	2	100%	0.212	0.3885	0.30025	0.3	0.125
Metals	Potassium	mg/kg	2	2	100%	3490	5090	4290	4290	1130
Metals	Selenium	mg/kg	2	2	100%	0.444	0.4685	0.45625	0.456	0.0173
Metals	Sodium	mg/kg	2	2	100%	1530	1665	1597.5	1600	95.5
Metals	Titanium	mg/kg	2	2	100%	0.1765	0.316	0.24625	0.246	0.0986
Metals	Zinc	mg/kg	2	2	100%	10.585	19.6	15.0925	15.1	6.37
PCB Congeners	PCB-1	ng/kg	2	2	100%	14.75	112	63.375	63.4	68.8
PCB Congeners	PCB-10	ng/kg	2	2	100%	58.65	66.5	62.575	62.6	5.55
PCB Congeners	PCB-103	ng/kg	2	2	100%	482	607.5	544.75	545	88.7
PCB Congeners	PCB-104	ng/kg	2	2	100%	47.7	90.95	69.325	69.3	30.6
PCB Congeners	PCB-105	ng/kg	2	2	100%	7660	9250	8455	8460	1120
PCB Congeners	PCB-107	ng/kg	2	2	100%	2750	2960	2855	2860	148
PCB Congeners	PCB-108/124	ng/kg	2	2	100%	594	677	635.5	636	58.7
PCB Congeners	PCB-11	ng/kg	2	1	50%	110	110	NA	NA	NA
PCB Congeners	PCB-110/115	ng/kg	2	2	100%	24800	25650	25225	25200	601
PCB Congeners	PCB-111	ng/kg	2	2	100%	61.2	83.4	72.3	72.3	15.7
PCB Congeners	PCB-112	ng/kg	2	2	100%	56.1	74.8	65.45	65.5	13.2
PCB Congeners	PCB-114	ng/kg	2	2	100%	643	785	714	714	100
PCB Congeners	PCB-118	ng/kg	2	2	100%	30300	40900	35600	35600	7500
PCB Congeners	PCB-12/13	ng/kg	2	1	50%	6.185	6.185	NA	NA	NA
PCB Congeners	PCB-120	ng/kg	2	2	100%	267	326	296.5	297	41.7
PCB Congeners	PCB-121	ng/kg	2	2	100%	27.9	44.9	36.4	36.4	12
PCB Congeners	PCB-122	ng/kg	2	2	100%	20.8	28.95	24.875	24.9	5.76
PCB Congeners	PCB-123	ng/kg	2	2	100%	485	577.5	531.25	531	65.4
PCB Congeners	PCB-126	ng/kg	2	2	100%	58.35	60.9	59.625	59.6	1.8
PCB Congeners	PCB-127	ng/kg	2	2	100%	32.8	39.55	36.175	36.2	4.77
PCB Congeners	PCB-128/166	ng/kg	2	2	100%	3920	4530	4225	4230	431
PCB Congeners	PCB-129/138/163	ng/kg	2	2	100%	35200	47750	41475	41500	8870
PCB Congeners	PCB-130	ng/kg	2	2	100%	2070	2245	2157.5	2160	124
PCB Congeners	PCB-131	ng/kg	2	2	100%	61.1	96.1	78.6	78.6	24.7
PCB Congeners	PCB-132	ng/kg	2	2	100%	3320	4245	3782.5	3780	654
PCB Congeners	PCB-133	ng/kg	2	2	100%	1200	1405	1302.5	1300	145
PCB Congeners	PCB-134	ng/kg	2	2	100%	238	388	313	313	106
PCB Congeners	PCB-135/151	ng/kg	2	2	100%	7500	10500	9000	9000	2120

Table 3-12
Statistical Summary of Detected Analytes by Zone - Summer Flounder (Whole Body)

Parameter Group	Analyte	Units	Number of Valid Results[1]	Number of Detects	Detection Frequency	Minimum Detect	Maximum Detect	Median Value	Mean of Detects	Standard Deviation
PCB Congeners	PCB-136	ng/kg	2	2	100%	795	1240	1017.5	1020	315
PCB Congeners	PCB-137	ng/kg	2	2	100%	1480	1970	1725	1730	346
PCB Congeners	PCB-139/140	ng/kg	2	2	100%	562	732	647	647	120
PCB Congeners	PCB-141	ng/kg	2	2	100%	4480	5175	4827.5	4830	491
PCB Congeners	PCB-142	ng/kg	2	1	50%	4.395	4.395	NA	NA	NA
PCB Congeners	PCB-143	ng/kg	2	2	100%	35.1	39.9	37.5	37.5	3.39
PCB Congeners	PCB-144	ng/kg	2	2	100%	979	1170	1074.5	1070	135
PCB Congeners	PCB-145	ng/kg	2	1	50%	5.68	5.68	NA	NA	NA
PCB Congeners	PCB-147/149	ng/kg	2	2	100%	16800	21000	18900	18900	2970
PCB Congeners	PCB-148	ng/kg	2	2	100%	166	261	213.5	214	67.2
PCB Congeners	PCB-15	ng/kg	2	2	100%	17.75	42.8	30.275	30.3	17.7
PCB Congeners	PCB-150	ng/kg	2	2	100%	94.4	133.5	113.95	114	27.6
PCB Congeners	PCB-152	ng/kg	2	2	100%	14.8	26.45	20.625	20.6	8.24
PCB Congeners	PCB-153/168	ng/kg	2	2	100%	36600	53300	44950	45000	11800
PCB Congeners	PCB-154	ng/kg	2	2	100%	1060	1895	1477.5	1480	590
PCB Congeners	PCB-155	ng/kg	2	2	100%	275	394	334.5	335	84.1
PCB Congeners	PCB-156/157	ng/kg	2	2	100%	3240	3865	3552.5	3550	442
PCB Congeners	PCB-158	ng/kg	2	2	100%	2700	3100	2900	2900	283
PCB Congeners	PCB-159	ng/kg	2	1	50%	11.05	11.05	NA	NA	NA
PCB Congeners	PCB-16	ng/kg	2	2	100%	80.5	219.5	150	150	98.3
PCB Congeners	PCB-160	ng/kg	2	1	50%	27.1	27.1	NA	NA	NA
PCB Congeners	PCB-161	ng/kg	2	1	50%	7	7	NA	NA	NA
PCB Congeners	PCB-162	ng/kg	2	2	100%	313	347.5	330.25	330	24.4
PCB Congeners	PCB-164	ng/kg	2	2	100%	1480	1495	1487.5	1490	10.6
PCB Congeners	PCB-165	ng/kg	2	2	100%	54.8	96.05	75.425	75.4	29.2
PCB Congeners	PCB-167	ng/kg	2	2	100%	1270	1525	1397.5	1400	180
PCB Congeners	PCB-169	ng/kg	2	1	50%	2.515	2.515	NA	NA	NA
PCB Congeners	PCB-17	ng/kg	2	2	100%	1800	2250	2025	2030	318
PCB Congeners	PCB-170	ng/kg	2	2	100%	5440	7415	6427.5	6430	1400
PCB Congeners	PCB-172	ng/kg	2	2	100%	1310	1720	1515	1520	290
PCB Congeners	PCB-176	ng/kg	2	2	100%	383	524.5	453.75	454	100
PCB Congeners	PCB-179	ng/kg	2	2	100%	1110	1775	1442.5	1440	470
PCB Congeners	PCB-18/30	ng/kg	2	2	100%	2180	3655	2917.5	2920	1040
PCB Congeners	PCB-180/193	ng/kg	2	2	100%	16500	24200	20350	20400	5440
PCB Congeners	PCB-184	ng/kg	2	2	100%	28	51.75	39.875	39.9	16.8
PCB Congeners	PCB-188	ng/kg	2	2	100%	119	132.5	125.75	126	9.55
PCB Congeners	PCB-189	ng/kg	2	2	100%	218	314	266	266	67.9
PCB Congeners	PCB-19	ng/kg	2	2	100%	445	504.5	474.75	475	42.1
PCB Congeners	PCB-190	ng/kg	2	2	100%	1340	1825	1582.5	1580	343
PCB Congeners	PCB-191	ng/kg	2	2	100%	264	355	309.5	310	64.3
PCB Congeners	PCB-194	ng/kg	2	2	100%	2770	3350	3060	3060	410
PCB Congeners	PCB-195	ng/kg	2	2	100%	815	1225	1020	1020	290
PCB Congeners	PCB-196	ng/kg	2	2	100%	1520	2210	1865	1870	488
PCB Congeners	PCB-197/200	ng/kg	2	2	100%	302	476	389	389	123
PCB Congeners	PCB-198/199	ng/kg	2	2	100%	4370	5880	5125	5130	1070
PCB Congeners	PCB-2	ng/kg	2	2	100%	1.49	9.25	5.37	5.37	5.49
PCB Congeners	PCB-20/28	ng/kg	2	2	100%	7780	9405	8592.5	8590	1150
PCB Congeners	PCB-201	ng/kg	2	2	100%	607	823.5	715.25	715	153
PCB Congeners	PCB-202	ng/kg	2	2	100%	2290	2500	2395	2400	148
PCB Congeners	PCB-203	ng/kg	2	2	100%	3000	4290	3645	3650	912
PCB Congeners	PCB-204	ng/kg	2	1	50%	10.14	10.14	NA	NA	NA
PCB Congeners	PCB-205	ng/kg	2	2	100%	111	183.5	147.25	147	51.3
PCB Congeners	PCB-206	ng/kg	2	2	100%	1800	2590	2195	2200	559
PCB Congeners	PCB-207	ng/kg	2	2	100%	215	295.5	255.25	255	56.9
PCB Congeners	PCB-208	ng/kg	2	2	100%	855	1085	970	970	163
PCB Congeners	PCB-21/33	ng/kg	2	2	100%	963	1110	1036.5	1040	104
PCB Congeners	PCB-22	ng/kg	2	2	100%	1760	1910	1835	1840	106
PCB Congeners	PCB-23	ng/kg	2	2	100%	4.265	4.6	4.4325	4.43	0.237
PCB Congeners	PCB-24	ng/kg	2	2	100%	34.2	50.15	42.175	42.2	11.3
PCB Congeners	PCB-25	ng/kg	2	2	100%	367	507	437	437	99
PCB Congeners	PCB-26/29	ng/kg	2	2	100%	1450	1675	1562.5	1560	159
PCB Congeners	PCB-27	ng/kg	2	2	100%	152	361	256.5	257	148
PCB Congeners	PCB-3	ng/kg	2	1	50%	31.5	31.5	NA	NA	NA
PCB Congeners	PCB-31	ng/kg	2	2	100%	5910	6970	6440	6440	750
PCB Congeners	PCB-32	ng/kg	2	2	100%	1850	1985	1917.5	1920	95.5
PCB Congeners	PCB-34	ng/kg	2	2	100%	52.95	63.4	58.175	58.2	7.39
PCB Congeners	PCB-37	ng/kg	2	2	100%	61.3	70.1	65.7	65.7	6.22
PCB Congeners	PCB-38	ng/kg	2	2	100%	10.3	10.8	10.55	10.6	0.354
PCB Congeners	PCB-39	ng/kg	2	2	100%	38.05	39.5	38.775	38.8	1.03
PCB Congeners	PCB-4	ng/kg	2	2	100%	435	653	544	544	154

Table 3-12
Statistical Summary of Detected Analytes by Zone - Summer Flounder (Whole Body)

Parameter Group	Analyte	Units	Number of Valid Results[1]	Number of Detects	Detection Frequency	Minimum Detect	Maximum Detect	Median Value	Mean of Detects	Standard Deviation
PCB Congeners	PCB-40/71	ng/kg	2	2	100%	4280	5005	4642.5	4640	513
PCB Congeners	PCB-41	ng/kg	2	2	100%	318	455.5	386.75	387	97.2
PCB Congeners	PCB-42	ng/kg	2	2	100%	2000	3470	2735	2740	1040
PCB Congeners	PCB-43	ng/kg	2	2	100%	252	476.5	364.25	364	159
PCB Congeners	PCB-44/47/65	ng/kg	2	2	100%	12200	16850	14525	14500	3290
PCB Congeners	PCB-45	ng/kg	2	2	100%	478	1165	821.5	822	486
PCB Congeners	PCB-46	ng/kg	2	2	100%	10.2	29	19.6	19.6	13.3
PCB Congeners	PCB-48	ng/kg	2	2	100%	1970	2325	2147.5	2150	251
PCB Congeners	PCB-49/69	ng/kg	2	2	100%	18400	19300	18850	18900	636
PCB Congeners	PCB-5	ng/kg	2	1	50%	3.8	3.8	NA	NA	NA
PCB Congeners	PCB-50/53	ng/kg	2	2	100%	689	1790	1239.5	1240	779
PCB Congeners	PCB-51	ng/kg	2	2	100%	767	1725	1246	1250	677
PCB Congeners	PCB-52	ng/kg	2	2	100%	23200	26600	24900	24900	2400
PCB Congeners	PCB-54	ng/kg	2	2	100%	78.7	152.5	115.6	116	52.2
PCB Congeners	PCB-55	ng/kg	2	2	100%	37.9	52.6	45.25	45.3	10.4
PCB Congeners	PCB-56	ng/kg	2	2	100%	1430	1905	1667.5	1670	336
PCB Congeners	PCB-57	ng/kg	2	2	100%	50.55	63.3	56.925	56.9	9.02
PCB Congeners	PCB-58	ng/kg	2	2	100%	36.9	59.3	48.1	48.1	15.8
PCB Congeners	PCB-6	ng/kg	2	2	100%	91.35	97.9	94.625	94.6	4.63
PCB Congeners	PCB-60	ng/kg	2	2	100%	1940	2720	2330	2330	552
PCB Congeners	PCB-61/70/74/76	ng/kg	2	2	100%	20800	27450	24125	24100	4700
PCB Congeners	PCB-62/75	ng/kg	2	2	100%	1560	1900	1730	1730	240
PCB Congeners	PCB-63	ng/kg	2	2	100%	1230	1245	1237.5	1240	10.6
PCB Congeners	PCB-64	ng/kg	2	2	100%	8290	8380	8335	8340	63.6
PCB Congeners	PCB-66	ng/kg	2	2	100%	20100	24100	22100	22100	2830
PCB Congeners	PCB-67	ng/kg	2	2	100%	120	191	155.5	156	50.2
PCB Congeners	PCB-68	ng/kg	2	2	100%	310	336	323	323	18.4
PCB Congeners	PCB-7	ng/kg	2	1	50%	9.62	9.62	NA	NA	NA
PCB Congeners	PCB-72	ng/kg	2	2	100%	443.5	517	480.25	480	52
PCB Congeners	PCB-73	ng/kg	2	2	100%	44.5	67.95	56.225	56.2	16.6
PCB Congeners	PCB-77	ng/kg	2	2	100%	53.2	89.75	71.475	71.5	25.8
PCB Congeners	PCB-79	ng/kg	2	2	100%	84.7	145.5	115.1	115	43
PCB Congeners	PCB-81	ng/kg	2	1	50%	10.95	10.95	NA	NA	NA
PCB Congeners	PCB-82	ng/kg	2	2	100%	241	725	483	483	342
PCB Congeners	PCB-83	ng/kg	2	2	100%	28	108.5	68.25	68.3	56.9
PCB Congeners	PCB-84	ng/kg	2	2	100%	158	616.5	387.25	387	324
PCB Congeners	PCB-85/116/117	ng/kg	2	2	100%	6060	6745	6402.5	6400	484
PCB Congeners	PCB-86/87/97/109/119/125	ng/kg	2	2	100%	10700	13700	12200	12200	2120
PCB Congeners	PCB-88	ng/kg	2	1	50%	12.265	12.265	NA	NA	NA
PCB Congeners	PCB-89	ng/kg	2	2	100%	61.8	112	86.9	86.9	35.5
PCB Congeners	PCB-9	ng/kg	2	1	50%	22.15	22.15	NA	NA	NA
PCB Congeners	PCB-90/101/113	ng/kg	2	2	100%	27700	31600	29650	29700	2760
PCB Congeners	PCB-91	ng/kg	2	2	100%	3360	3855	3607.5	3610	350
PCB Congeners	PCB-92	ng/kg	2	2	100%	5650	6645	6147.5	6150	704
PCB Congeners	PCB-93/100	ng/kg	2	2	100%	738	1475	1106.5	1110	521
PCB Congeners	PCB-94	ng/kg	2	2	100%	15.1	67.1	41.1	41.1	36.8
PCB Congeners	PCB-95	ng/kg	2	2	100%	9720	12450	11085	11100	1930
PCB Congeners	PCB-96	ng/kg	2	2	100%	30.2	75.65	52.925	52.9	32.1
PCB Congeners	PCB-98/102	ng/kg	2	2	100%	532	758	645	645	160
PCB Congeners	PCB-99	ng/kg	2	2	100%	21500	26550	24025	24000	3570
PCB Congeners	Total PCB Congeners (209)	ng/kg	2	2	100%	473000	599500	536250	536000	89400
Pesticides	2,4'-DDD	pg/g	2	2	100%	919.5	1280	1099.75	1100	255
Pesticides	2,4'-DDE	pg/g	2	2	100%	1770	2280	2025	2030	361
Pesticides	2,4'-DDT	pg/g	2	2	100%	69.75	83	76.375	76.4	9.37
Pesticides	4,4'-DDD	pg/g	2	2	100%	6510	8880	7695	7700	1680
Pesticides	4,4'-DDE	pg/g	2	2	100%	22200	28800	25500	25500	4670
Pesticides	4,4'-DDT	pg/g	2	2	100%	353	679.5	516.25	516	231
Pesticides	Alpha BHC	pg/g	2	2	100%	6.22	18.65	12.435	12.4	8.79
Pesticides	Beta BHC	pg/g	2	1	50%	13.2	13.2	NA	NA	NA
Pesticides	Cis-Chlordane	pg/g	2	2	100%	1140.5	1420	1280.25	1280	198
Pesticides	Cis-Nonachlor	pg/g	2	2	100%	893	1585	1239	1240	489
Pesticides	Dieldrin	pg/g	2	2	100%	752	1175	963.5	964	299
Pesticides	Endrin Ketone	pg/g	2	1	50%	44.6	44.6	NA	NA	NA
Pesticides	Gamma BHC (Lindane)	pg/g	2	2	100%	8.665	16.2	12.4325	12.4	5.33
Pesticides	Heptachlor Epoxide	pg/g	2	2	100%	149	203.5	176.25	176	38.5
Pesticides	Hexachlorobenzene	pg/g	2	2	100%	219	367	293	293	105
Pesticides	Mirex	pg/g	2	2	100%	52.7	73.15	62.925	62.9	14.5
Pesticides	Oxychlordane	pg/g	2	2	100%	427	850.5	638.75	639	299
Pesticides	Trans-Chlordane	pg/g	2	2	100%	508	759.5	633.75	634	178
Pesticides	Trans-Heptachlor Epoxide	pg/g	2	2	100%	178	440	309	309	185

Table 3-12
Statistical Summary of Detected Analytes by Zone - Summer Flounder (Whole Body)

Parameter Group	Analyte	Units	Number of Valid Results[1]	Number of Detects	Detection Frequency	Minimum Detect	Maximum Detect	Median Value	Mean of Detects	Standard Deviation
Pesticides	Trans-Nonachlor	pg/g	2	2	100%	2110	4240	3175	3180	1510
Pesticides	Total Alpha + Gamma Chlordane	pg/g	2	2	100%	1900	1930	1915	1920	21.2
Pesticides	Total DDT (2,4)	pg/g	2	2	100%	2760	3640	3200	3200	622
Pesticides	Total DDT (4,4)	pg/g	2	2	100%	31400	36000	33700	33700	3250
Pesticides	Total DDT (2,4 & 4,4)	pg/g	2	2	100%	35100	38750	36925	36900	2580
Physical Parameters	Moisture (Water) Content	%	2	2	100%	333	345	339	339	8.49
Physical Parameters	Percent Moisture	%	2	2	100%	76.9	77.55	77.225	77.2	0.46
Semivolatiles	Phenol	ug/kg	2	1	50%	650	650	NA	NA	NA
CENTRAL ZONE										
Aroclor PCBs	Aroclor 1254	ug/kg	2	1	50%	34	34	NA	NA	NA
Aroclor PCBs	Aroclor 1260	ug/kg	2	1	50%	60	60	NA	NA	NA
Aroclor PCBs	Total Aroclor PCBs (Sum of 7 Aroclors)	ug/kg	2	2	100%	34	60	47	47	18.4
Aroclor PCBs	Total Aroclor PCBs (Sum of 9 Aroclors)	ug/kg	2	2	100%	34	60	47	47	18.4
Butyltins	Tributyltin	ug/kg	2	2	100%	2.4	2.5	2.45	2.45	0.0707
Dioxins/Furans	1,2,3,4,6,7,8-HpCDD	ng/kg	2	2	100%	0.282	0.481	0.3815	0.382	0.141
Dioxins/Furans	1,2,3,4,6,7,8-HpCDF	ng/kg	2	2	100%	0.243	0.364	0.3035	0.304	0.0856
Dioxins/Furans	1,2,3,4,7,8-HxCDD	ng/kg	2	2	100%	0.0259	0.0322	0.02905	0.0291	0.00445
Dioxins/Furans	1,2,3,4,7,8-HxCDF	ng/kg	2	2	100%	0.0679	0.415	0.24145	0.241	0.245
Dioxins/Furans	1,2,3,6,7,8-HxCDD	ng/kg	2	2	100%	0.136	0.331	0.2335	0.234	0.138
Dioxins/Furans	1,2,3,6,7,8-HxCDF	ng/kg	2	2	100%	0.14	0.285	0.2125	0.213	0.103
Dioxins/Furans	1,2,3,7,8,9-HxCDD	ng/kg	2	2	100%	0.0695	0.119	0.09425	0.0943	0.035
Dioxins/Furans	1,2,3,7,8,9-HxCDF	ng/kg	2	2	100%	0.0627	0.0761	0.0694	0.0694	0.00948
Dioxins/Furans	1,2,3,7,8-PCDD	ng/kg	2	1	50%	0.292	0.292	NA	NA	NA
Dioxins/Furans	1,2,3,7,8-PCDF	ng/kg	2	2	100%	0.351	0.407	0.379	0.379	0.0396
Dioxins/Furans	2,3,4,6,7,8-HxCDF	ng/kg	2	2	100%	0.0594	0.119	0.0892	0.0892	0.0421
Dioxins/Furans	2,3,4,7,8-PCDF	ng/kg	2	2	100%	0.485	0.887	0.686	0.686	0.284
Dioxins/Furans	2,3,7,8-TCDD	ng/kg	2	2	100%	1.58	11.1	6.34	6.34	6.73
Dioxins/Furans	2,3,7,8-TCDF	ng/kg	2	2	100%	0.105	0.113	0.109	0.109	0.00566
Dioxins/Furans	OCDD	ng/kg	2	2	100%	0.623	0.876	0.7495	0.75	0.179
Dioxins/Furans	OCDF	ng/kg	2	2	100%	0.0835	0.101	0.09225	0.0923	0.0124
Dioxins/Furans	Percent Lipids	%	2	2	100%	0.58	1.2	0.89	0.89	0.438
Metals	Arsenic	mg/kg	2	2	100%	1.19	1.4	1.295	1.3	0.148
Metals	Barium	mg/kg	2	2	100%	0.352	0.533	0.4425	0.443	0.128
Metals	Calcium	mg/kg	2	2	100%	6610	9850	8230	8230	2290
Metals	Copper	mg/kg	2	2	100%	0.689	0.804	0.7465	0.747	0.0813
Metals	Iron	mg/kg	2	2	100%	13.9	21.4	17.65	17.7	5.3
Metals	Lead	mg/kg	2	2	100%	0.0455	0.0687	0.0571	0.0571	0.0164
Metals	Magnesium	mg/kg	2	2	100%	482	500	491	491	12.7
Metals	Manganese	mg/kg	2	2	100%	1.07	1.5	1.285	1.29	0.304
Metals	Mercury	ng/g	2	2	100%	52.9	89.4	71.15	71.2	25.8
Metals	Methyl Mercury	ng/g	2	2	100%	39	106	72.5	72.5	47.4
Metals	Potassium	mg/kg	2	2	100%	4500	5350	4925	4930	601
Metals	Selenium	mg/kg	2	2	100%	0.505	0.61	0.5575	0.558	0.0742
Metals	Sodium	mg/kg	2	2	100%	1530	1710	1620	1620	127
Metals	Titanium	mg/kg	2	2	100%	0.271	0.361	0.316	0.316	0.0636
Metals	Zinc	mg/kg	2	2	100%	18	20.9	19.45	19.5	2.05
PCB Congeners	PCB-1	ng/kg	2	2	100%	18.7	27.6	23.15	23.2	6.29
PCB Congeners	PCB-10	ng/kg	2	2	100%	24	26	25	25	1.41
PCB Congeners	PCB-103	ng/kg	2	2	100%	239	295	267	267	39.6
PCB Congeners	PCB-104	ng/kg	2	2	100%	14.9	23.5	19.2	19.2	6.08
PCB Congeners	PCB-105	ng/kg	2	2	100%	2190	2470	2330	2330	198
PCB Congeners	PCB-107	ng/kg	2	2	100%	1250	1370	1310	1310	84.9
PCB Congeners	PCB-108/124	ng/kg	2	2	100%	194	222	208	208	19.8
PCB Congeners	PCB-11	ng/kg	2	1	50%	48.4	48.4	NA	NA	NA
PCB Congeners	PCB-110/115	ng/kg	2	2	100%	7640	7980	7810	7810	240
PCB Congeners	PCB-111	ng/kg	2	2	100%	41.5	47.2	44.35	44.4	4.03
PCB Congeners	PCB-112	ng/kg	2	2	100%	38.8	47.5	43.15	43.2	6.15
PCB Congeners	PCB-114	ng/kg	2	2	100%	211	304	257.5	258	65.8
PCB Congeners	PCB-118	ng/kg	2	2	100%	10300	13900	12100	12100	2550
PCB Congeners	PCB-12/13	ng/kg	2	2	100%	2.65	3.89	3.27	3.27	0.877
PCB Congeners	PCB-120	ng/kg	2	2	100%	154	166	160	160	8.49
PCB Congeners	PCB-121	ng/kg	2	2	100%	17.8	22.2	20	20	3.11
PCB Congeners	PCB-122	ng/kg	2	2	100%	6.36	10.9	8.63	8.63	3.21
PCB Congeners	PCB-123	ng/kg	2	2	100%	167	203	185	185	25.5
PCB Congeners	PCB-126	ng/kg	2	2	100%	17.8	35.4	26.6	26.6	12.4
PCB Congeners	PCB-127	ng/kg	2	2	100%	14.2	15.9	15.05	15.1	1.2
PCB Congeners	PCB-128/166	ng/kg	2	2	100%	1300	1870	1585	1590	403
PCB Congeners	PCB-129/138/163	ng/kg	2	2	100%	13400	17700	15550	15600	3040
PCB Congeners	PCB-130	ng/kg	2	2	100%	971	1240	1105.5	1110	190
PCB Congeners	PCB-131	ng/kg	2	2	100%	15.8	29.6	22.7	22.7	9.76

Table 3-12
Statistical Summary of Detected Analytes by Zone - Summer Flounder (Whole Body)

Parameter Group	Analyte	Units	Number of Valid Results[1]	Number of Detects	Detection Frequency	Minimum Detect	Maximum Detect	Median Value	Mean of Detects	Standard Deviation
PCB Congeners	PCB-132	ng/kg	2	2	100%	1170	1490	1330	1330	226
PCB Congeners	PCB-133	ng/kg	2	2	100%	594	864	729	729	191
PCB Congeners	PCB-134	ng/kg	2	2	100%	74.9	127	100.95	101	36.8
PCB Congeners	PCB-135/151	ng/kg	2	2	100%	3800	4500	4150	4150	495
PCB Congeners	PCB-136	ng/kg	2	2	100%	386	415	400.5	401	20.5
PCB Congeners	PCB-137	ng/kg	2	2	100%	640	768	704	704	90.5
PCB Congeners	PCB-139/140	ng/kg	2	2	100%	184	299	241.5	242	81.3
PCB Congeners	PCB-141	ng/kg	2	2	100%	1320	1690	1505	1510	262
PCB Congeners	PCB-143	ng/kg	2	2	100%	6.2	11.2	8.7	8.7	3.54
PCB Congeners	PCB-144	ng/kg	2	2	100%	337	411	374	374	52.3
PCB Congeners	PCB-147/149	ng/kg	2	2	100%	6240	8990	7615	7620	1940
PCB Congeners	PCB-148	ng/kg	2	2	100%	82.5	162	122.25	122	56.2
PCB Congeners	PCB-150	ng/kg	2	2	100%	42.8	65.5	54.15	54.2	16.1
PCB Congeners	PCB-152	ng/kg	2	2	100%	5.78	5.92	5.85	5.85	0.099
PCB Congeners	PCB-153/168	ng/kg	2	2	100%	13800	19200	16500	16500	3820
PCB Congeners	PCB-154	ng/kg	2	2	100%	478	964	721	721	344
PCB Congeners	PCB-155	ng/kg	2	2	100%	45.1	85.2	65.15	65.2	28.4
PCB Congeners	PCB-156/157	ng/kg	2	2	100%	1540	1690	1615	1620	106
PCB Congeners	PCB-158	ng/kg	2	2	100%	730	891	810.5	811	114
PCB Congeners	PCB-159	ng/kg	2	2	100%	2.83	3.82	3.325	3.33	0.7
PCB Congeners	PCB-16	ng/kg	2	2	100%	39	42.6	40.8	40.8	2.55
PCB Congeners	PCB-160	ng/kg	2	1	50%	7.03	7.03	NA	NA	NA
PCB Congeners	PCB-161	ng/kg	2	1	50%	3.42	3.42	NA	NA	NA
PCB Congeners	PCB-162	ng/kg	2	2	100%	142	180	161	161	26.9
PCB Congeners	PCB-164	ng/kg	2	2	100%	383	596	489.5	490	151
PCB Congeners	PCB-165	ng/kg	2	2	100%	44.2	71.3	57.75	57.8	19.2
PCB Congeners	PCB-167	ng/kg	2	2	100%	616	712	664	664	67.9
PCB Congeners	PCB-169	ng/kg	2	1	50%	1.61	1.61	NA	NA	NA
PCB Congeners	PCB-17	ng/kg	2	2	100%	463	733	598	598	191
PCB Congeners	PCB-170	ng/kg	2	2	100%	2220	2870	2545	2550	460
PCB Congeners	PCB-172	ng/kg	2	2	100%	503	775	639	639	192
PCB Congeners	PCB-176	ng/kg	2	2	100%	106	186	146	146	56.6
PCB Congeners	PCB-179	ng/kg	2	2	100%	434	574	504	504	99
PCB Congeners	PCB-18/30	ng/kg	2	2	100%	648	1100	874	874	320
PCB Congeners	PCB-180/193	ng/kg	2	2	100%	6600	9410	8005	8010	1990
PCB Congeners	PCB-184	ng/kg	2	2	100%	9.4	20.2	14.8	14.8	7.64
PCB Congeners	PCB-188	ng/kg	2	2	100%	35.3	89.2	62.25	62.3	38.1
PCB Congeners	PCB-189	ng/kg	2	2	100%	99.9	133	116.45	116	23.4
PCB Congeners	PCB-19	ng/kg	2	2	100%	118	149	133.5	134	21.9
PCB Congeners	PCB-190	ng/kg	2	2	100%	456	632	544	544	124
PCB Congeners	PCB-191	ng/kg	2	2	100%	106	125	115.5	116	13.4
PCB Congeners	PCB-194	ng/kg	2	2	100%	924	1760	1342	1340	591
PCB Congeners	PCB-195	ng/kg	2	2	100%	275	494	384.5	385	155
PCB Congeners	PCB-196	ng/kg	2	2	100%	571	1070	820.5	821	353
PCB Congeners	PCB-197/200	ng/kg	2	2	100%	101	247	174	174	103
PCB Congeners	PCB-198/199	ng/kg	2	2	100%	1800	3700	2750	2750	1340
PCB Congeners	PCB-2	ng/kg	2	2	100%	1.43	2.59	2.01	2.01	0.82
PCB Congeners	PCB-20/28	ng/kg	2	2	100%	2220	3170	2695	2700	672
PCB Congeners	PCB-201	ng/kg	2	2	100%	221	485	353	353	187
PCB Congeners	PCB-202	ng/kg	2	2	100%	964	1850	1407	1410	626
PCB Congeners	PCB-203	ng/kg	2	2	100%	1220	2270	1745	1750	742
PCB Congeners	PCB-204	ng/kg	2	2	100%	2.05	5.8	3.925	3.93	2.65
PCB Congeners	PCB-205	ng/kg	2	2	100%	38.2	78	58.1	58.1	28.1
PCB Congeners	PCB-206	ng/kg	2	2	100%	751	1670	1210.5	1210	650
PCB Congeners	PCB-207	ng/kg	2	2	100%	75.2	190	132.6	133	81.2
PCB Congeners	PCB-208	ng/kg	2	2	100%	391	832	611.5	612	312
PCB Congeners	PCB-21/33	ng/kg	2	2	100%	180	326	253	253	103
PCB Congeners	PCB-22	ng/kg	2	2	100%	499	770	634.5	635	192
PCB Congeners	PCB-23	ng/kg	2	2	100%	0.951	1.39	1.1705	1.17	0.31
PCB Congeners	PCB-24	ng/kg	2	2	100%	11.2	21.6	16.4	16.4	7.35
PCB Congeners	PCB-25	ng/kg	2	2	100%	139	211	175	175	50.9
PCB Congeners	PCB-26/29	ng/kg	2	2	100%	487	925	706	706	310
PCB Congeners	PCB-27	ng/kg	2	2	100%	62.6	79.9	71.25	71.3	12.2
PCB Congeners	PCB-31	ng/kg	2	2	100%	1660	2470	2065	2070	573
PCB Congeners	PCB-32	ng/kg	2	2	100%	478	694	586	586	153
PCB Congeners	PCB-34	ng/kg	2	2	100%	14.7	22.8	18.75	18.8	5.73
PCB Congeners	PCB-37	ng/kg	2	2	100%	24.1	26.3	25.2	25.2	1.56
PCB Congeners	PCB-38	ng/kg	2	2	100%	3.62	3.74	3.68	3.68	0.0849
PCB Congeners	PCB-39	ng/kg	2	2	100%	7.55	9.68	8.615	8.62	1.51
PCB Congeners	PCB-4	ng/kg	2	2	100%	184	190	187	187	4.24

Table 3-12
Statistical Summary of Detected Analytes by Zone - Summer Flounder (Whole Body)

Parameter Group	Analyte	Units	Number of Valid Results[1]	Number of Detects	Detection Frequency	Minimum Detect	Maximum Detect	Median Value	Mean of Detects	Standard Deviation
PCB Congeners	PCB-40/71	ng/kg	2	2	100%	1370	1720	1545	1550	247
PCB Congeners	PCB-41	ng/kg	2	2	100%	48.4	106	77.2	77.2	40.7
PCB Congeners	PCB-42	ng/kg	2	2	100%	473	829	651	651	252
PCB Congeners	PCB-43	ng/kg	2	2	100%	56.5	95.4	75.95	76	27.5
PCB Congeners	PCB-44/47/65	ng/kg	2	2	100%	5250	5460	5355	5360	148
PCB Congeners	PCB-45	ng/kg	2	2	100%	199	342	270.5	271	101
PCB Congeners	PCB-46	ng/kg	2	2	100%	5.45	6.73	6.09	6.09	0.905
PCB Congeners	PCB-48	ng/kg	2	2	100%	362	575	468.5	469	151
PCB Congeners	PCB-49/69	ng/kg	2	2	100%	6790	8200	7495	7500	997
PCB Congeners	PCB-5	ng/kg	2	1	50%	1.22	1.22	NA	NA	NA
PCB Congeners	PCB-50/53	ng/kg	2	2	100%	212	329	270.5	271	82.7
PCB Congeners	PCB-51	ng/kg	2	2	100%	235	342	288.5	289	75.7
PCB Congeners	PCB-52	ng/kg	2	2	100%	8970	12300	10635	10600	2350
PCB Congeners	PCB-54	ng/kg	2	2	100%	24.5	32.9	28.7	28.7	5.94
PCB Congeners	PCB-55	ng/kg	2	2	100%	10.4	12.4	11.4	11.4	1.41
PCB Congeners	PCB-56	ng/kg	2	2	100%	437	628	532.5	533	135
PCB Congeners	PCB-57	ng/kg	2	2	100%	26.8	54.1	40.45	40.5	19.3
PCB Congeners	PCB-58	ng/kg	2	2	100%	9.18	16	12.59	12.6	4.82
PCB Congeners	PCB-6	ng/kg	2	2	100%	25.9	32	28.95	29	4.31
PCB Congeners	PCB-60	ng/kg	2	2	100%	608	872	740	740	187
PCB Congeners	PCB-61/70/74/76	ng/kg	2	2	100%	6010	7760	6885	6890	1240
PCB Congeners	PCB-62/75	ng/kg	2	2	100%	532	678	605	605	103
PCB Congeners	PCB-63	ng/kg	2	2	100%	500	651	575.5	576	107
PCB Congeners	PCB-64	ng/kg	2	2	100%	2260	2660	2460	2460	283
PCB Congeners	PCB-66	ng/kg	2	2	100%	4330	5860	5095	5100	1080
PCB Congeners	PCB-67	ng/kg	2	2	100%	55.4	89.3	72.35	72.4	24
PCB Congeners	PCB-68	ng/kg	2	2	100%	185	227	206	206	29.7
PCB Congeners	PCB-7	ng/kg	2	2	100%	3.35	4.41	3.88	3.88	0.75
PCB Congeners	PCB-72	ng/kg	2	2	100%	274	330	302	302	39.6
PCB Congeners	PCB-73	ng/kg	2	2	100%	16.1	25.9	21	21	6.93
PCB Congeners	PCB-77	ng/kg	2	2	100%	45.4	45.8	45.6	45.6	0.283
PCB Congeners	PCB-79	ng/kg	2	2	100%	26.1	37.9	32	32	8.34
PCB Congeners	PCB-81	ng/kg	2	2	100%	2.64	4.89	3.765	3.77	1.59
PCB Congeners	PCB-82	ng/kg	2	2	100%	79.5	104	91.75	91.8	17.3
PCB Congeners	PCB-83	ng/kg	2	2	100%	17.4	17.9	17.65	17.7	0.354
PCB Congeners	PCB-84	ng/kg	2	2	100%	88.3	124	106.15	106	25.2
PCB Congeners	PCB-85/116/117	ng/kg	2	2	100%	1980	2260	2120	2120	198
PCB Congeners	PCB-86/87/97/109/119/125	ng/kg	2	2	100%	3320	3770	3545	3550	318
PCB Congeners	PCB-89	ng/kg	2	2	100%	11	19.5	15.25	15.3	6.01
PCB Congeners	PCB-9	ng/kg	2	2	100%	5.89	7.89	6.89	6.89	1.41
PCB Congeners	PCB-90/101/113	ng/kg	2	2	100%	9520	10700	10110	10100	834
PCB Congeners	PCB-91	ng/kg	2	2	100%	1610	1650	1630	1630	28.3
PCB Congeners	PCB-92	ng/kg	2	2	100%	2710	2820	2765	2770	77.8
PCB Congeners	PCB-93/100	ng/kg	2	2	100%	396	556	476	476	113
PCB Congeners	PCB-94	ng/kg	2	2	100%	5.55	8.25	6.9	6.9	1.91
PCB Congeners	PCB-95	ng/kg	2	2	100%	3330	3650	3490	3490	226
PCB Congeners	PCB-96	ng/kg	2	2	100%	10.4	19.2	14.8	14.8	6.22
PCB Congeners	PCB-98/102	ng/kg	2	2	100%	165	264	214.5	215	70
PCB Congeners	PCB-99	ng/kg	2	2	100%	8700	8840	8770	8770	99
PCB Congeners	Total PCB Congeners (209)	ng/kg	2	2	100%	188000	198000	193000	193000	7070
Pesticides	2,4'-DDD	pg/g	2	2	100%	479	486	482.5	483	4.95
Pesticides	2,4'-DDE	pg/g	2	2	100%	933	1030	981.5	982	68.6
Pesticides	2,4'-DDT	pg/g	2	2	100%	31.5	101	66.25	66.3	49.1
Pesticides	4,4'-DDD	pg/g	2	2	100%	3680	6530	5105	5110	2020
Pesticides	4,4'-DDE	pg/g	2	2	100%	11700	21500	16600	16600	6930
Pesticides	4,4'-DDT	pg/g	2	2	100%	138	1400	769	769	892
Pesticides	Aldrin	pg/g	2	1	50%	4.13	4.13	NA	NA	NA
Pesticides	Alpha BHC	pg/g	2	2	100%	9.13	20.9	15.015	15	8.32
Pesticides	Beta BHC	pg/g	2	1	50%	11.8	11.8	NA	NA	NA
Pesticides	Cis-Chlordane	pg/g	2	2	100%	1250	2210	1730	1730	679
Pesticides	Cis-Nonachlor	pg/g	2	2	100%	674	1350	1012	1010	478
Pesticides	Dieldrin	pg/g	2	2	100%	700	761	730.5	731	43.1
Pesticides	Gamma BHC (Lindane)	pg/g	2	2	100%	6.42	11.1	8.76	8.76	3.31
Pesticides	Heptachlor Epoxide	pg/g	2	2	100%	108	112	110	110	2.83
Pesticides	Hexachlorobenzene	pg/g	2	2	100%	195	204	199.5	200	6.36
Pesticides	Mirex	pg/g	2	2	100%	41.2	108	74.6	74.6	47.2
Pesticides	Oxychlordane	pg/g	2	2	100%	339	505	422	422	117
Pesticides	Trans-Chlordane	pg/g	2	2	100%	422	444	433	433	15.6
Pesticides	Trans-Heptachlor Epoxide	pg/g	2	2	100%	132	444	288	288	221
Pesticides	Trans-Nonachlor	pg/g	2	2	100%	1550	3000	2275	2280	1030

Table 3-12
Statistical Summary of Detected Analytes by Zone - Summer Flounder (Whole Body)

Parameter Group	Analyte	Units	Number of Valid Results[1]	Number of Detects	Detection Frequency	Minimum Detect	Maximum Detect	Median Value	Mean of Detects	Standard Deviation
Pesticides	Total Alpha + Gamma Chlordane	pg/g	2	2	100%	1670	2650	2160	2160	693
Pesticides	Total DDT (2,4)	pg/g	2	2	100%	1450	1610	1530	1530	113
Pesticides	Total DDT (4,4)	pg/g	2	2	100%	15500	29400	22450	22500	9830
Pesticides	Total DDT (2,4 & 4,4)	pg/g	2	2	100%	17000	31000	24000	24000	9900
Physical Parameters	Moisture (Water) Content	%	2	2	100%	342	349	345.5	346	4.95
Physical Parameters	Percent Moisture	%	2	2	100%	77.4	77.7	77.55	77.6	0.212
Semivolatiles	Phenol	ug/kg	2	1	50%	800	800	NA	NA	NA
SOUTH ZONE										
Aroclor PCBs	Aroclor 1248	ug/kg	4	2	50%	50.5	60	55.25	55.3	6.72
Aroclor PCBs	Aroclor 1254	ug/kg	4	3	75%	83.5	96	90	89.8	6.25
Aroclor PCBs	Aroclor 1260	ug/kg	4	4	100%	25	33	27	28	3.56
Aroclor PCBs	Total Aroclor PCBs (Sum of 7 Aroclors)	ug/kg	4	4	100%	25	189	139	123	71.5
Aroclor PCBs	Total Aroclor PCBs (Sum of 9 Aroclors)	ug/kg	4	4	100%	25	189	139	123	71.5
Butyltins	Tributyltin	ug/kg	4	2	50%	3.2	3.4	3.3	3.3	0.141
Dioxins/Furans	1,2,3,4,6,7,8-HpCDD	ng/kg	4	4	100%	0.186	0.323	0.2935	0.274	0.0604
Dioxins/Furans	1,2,3,4,6,7,8-HpCDF	ng/kg	4	4	100%	0.103	0.364	0.3305	0.282	0.12
Dioxins/Furans	1,2,3,4,7,8,9-HpCDF	ng/kg	4	3	75%	0.0458	0.127	0.0796	0.0841	0.0408
Dioxins/Furans	1,2,3,4,7,8-HxCDD	ng/kg	4	2	50%	0.0576	0.08065	0.069125	0.0691	0.0163
Dioxins/Furans	1,2,3,4,7,8-HxCDF	ng/kg	4	4	100%	0.0944	0.203	0.15375	0.151	0.0492
Dioxins/Furans	1,2,3,6,7,8-HxCDD	ng/kg	4	4	100%	0.111	0.254	0.2115	0.197	0.062
Dioxins/Furans	1,2,3,6,7,8-HxCDF	ng/kg	4	4	100%	0.0705	0.242	0.2195	0.188	0.0791
Dioxins/Furans	1,2,3,7,8,9-HxCDD	ng/kg	4	4	100%	0.0396	0.09975	0.0639	0.0668	0.0259
Dioxins/Furans	1,2,3,7,8,9-HxCDF	ng/kg	4	4	100%	0.0199	0.133	0.08745	0.082	0.0493
Dioxins/Furans	1,2,3,7,8-PCDD	ng/kg	4	2	50%	0.0667	0.227	0.14685	0.147	0.113
Dioxins/Furans	1,2,3,7,8-PCDF	ng/kg	4	4	100%	0.193	0.57	0.347	0.364	0.162
Dioxins/Furans	2,3,4,6,7,8-HxCDF	ng/kg	4	4	100%	0.0283	0.114	0.0728	0.072	0.037
Dioxins/Furans	2,3,4,7,8-PCDF	ng/kg	4	4	100%	0.286	0.812	0.556	0.553	0.215
Dioxins/Furans	2,3,7,8-TCDD	ng/kg	4	4	100%	1.755	3.06	2.715	2.56	0.599
Dioxins/Furans	2,3,7,8-TCDF	ng/kg	4	4	100%	0.087	0.2155	0.1375	0.144	0.0542
Dioxins/Furans	OCDD	ng/kg	4	4	100%	0.309	0.588	0.488	0.468	0.133
Dioxins/Furans	OCDF	ng/kg	4	4	100%	0.0518	0.1845	0.1335	0.126	0.0565
Dioxins/Furans	Percent Lipids	%	4	4	100%	0.39	1.55	1.035	1	0.561
Metals	Aluminum	mg/kg	4	1	25%	7.17	7.17	NA	NA	NA
Metals	Arsenic	mg/kg	4	4	100%	1.79	2.255	1.995	2.01	0.216
Metals	Barium	mg/kg	4	4	100%	0.2	0.757	0.39	0.434	0.242
Metals	Calcium	mg/kg	4	4	100%	4120	28500	9150	12700	11000
Metals	Chromium	mg/kg	4	3	75%	0.115	0.242	0.142	0.166	0.0669
Metals	Copper	mg/kg	4	3	75%	0.704	0.9075	0.71	0.774	0.116
Metals	Iron	mg/kg	4	4	100%	9.46	16.35	11.3	12.1	3.05
Metals	Lead	mg/kg	4	2	50%	0.0469	0.0541	0.0505	0.0505	0.00509
Metals	Magnesium	mg/kg	4	4	100%	316	799	410.75	484	215
Metals	Manganese	mg/kg	4	4	100%	0.794	3.1	1.28	1.61	1.03
Metals	Mercury	ng/g	4	4	100%	63.3	120	82.4	87	23.8
Metals	Methyl Mercury	ng/g	4	4	100%	80.1	121	94.6	97.6	17.6
Metals	Potassium	mg/kg	4	4	100%	4030	5730	4202.5	4540	797
Metals	Selenium	mg/kg	4	4	100%	0.402	0.445	0.4075	0.416	0.0199
Metals	Silver	mg/kg	4	1	25%	0.022	0.022	NA	NA	NA
Metals	Sodium	mg/kg	4	4	100%	960	1730	1112.5	1230	351
Metals	Titanium	mg/kg	4	2	50%	0.176	0.27	0.223	0.223	0.0665
Metals	Zinc	mg/kg	4	4	100%	11.7	27.1	18.45	18.9	6.53
PCB Congeners	PCB-1	ng/kg	4	4	100%	21.3	241	24.55	77.9	109
PCB Congeners	PCB-10	ng/kg	4	3	75%	31	111	56.05	66	40.9
PCB Congeners	PCB-103	ng/kg	4	4	100%	117	290	160.75	182	79.3
PCB Congeners	PCB-104	ng/kg	4	4	100%	6.235	42.1	11.475	17.8	16.9
PCB Congeners	PCB-105	ng/kg	4	4	100%	1790	5680	3070	3400	1850
PCB Congeners	PCB-107	ng/kg	4	4	100%	786	2220	1372.5	1440	632
PCB Congeners	PCB-108/124	ng/kg	4	4	100%	115	446	218.25	249	156
PCB Congeners	PCB-11	ng/kg	4	3	75%	28.8	128	44.5	67.1	53.3
PCB Congeners	PCB-110/115	ng/kg	4	4	100%	4025	13400	6690	7700	4480
PCB Congeners	PCB-111	ng/kg	4	4	100%	26.9	44.8	35.925	35.9	7.62
PCB Congeners	PCB-112	ng/kg	4	3	75%	12.13	42.3	31.3	28.6	15.3
PCB Congeners	PCB-114	ng/kg	4	4	100%	144.5	617	311.5	346	233
PCB Congeners	PCB-118	ng/kg	4	4	100%	8140	24600	14687.5	15500	8190
PCB Congeners	PCB-12/13	ng/kg	4	2	50%	4.215	25.9	15.0575	15.1	15.3
PCB Congeners	PCB-120	ng/kg	4	4	100%	106	183	145	145	31.5
PCB Congeners	PCB-121	ng/kg	4	4	100%	10.2	18.9	12.95	13.8	3.71
PCB Congeners	PCB-122	ng/kg	4	3	75%	7.285	37.5	15.6	20.1	15.6
PCB Congeners	PCB-123	ng/kg	4	4	100%	53.825	401	191.5	209	155
PCB Congeners	PCB-126	ng/kg	4	4	100%	14.8	55	24.375	29.6	17.9
PCB Congeners	PCB-127	ng/kg	3	3	75%	9.57	25.9	20.1	18.5	8.28

Table 3-12
Statistical Summary of Detected Analytes by Zone - Summer Flounder (Whole Body)

Parameter Group	Analyte	Units	Number of Valid Results[1]	Number of Detects	Detection Frequency	Minimum Detect	Maximum Detect	Median Value	Mean of Detects	Standard Deviation
PCB Congeners	PCB-128/166	ng/kg	4	4	100%	992	1950	1342.5	1410	429
PCB Congeners	PCB-129/138/163	ng/kg	4	4	100%	10100	20600	13950	14700	4640
PCB Congeners	PCB-130	ng/kg	4	4	100%	596	1220	889.25	899	287
PCB Congeners	PCB-131	ng/kg	4	4	100%	9.655	59.4	22.89	28.7	24
PCB Congeners	PCB-132	ng/kg	3	3	75%	505	1690	1250	1150	599
PCB Congeners	PCB-133	ng/kg	4	4	100%	350	694	498	510	142
PCB Congeners	PCB-134	ng/kg	4	4	100%	40.8	246	110.8	127	93.8
PCB Congeners	PCB-135/151	ng/kg	4	4	100%	2310	5420	3402.5	3630	1390
PCB Congeners	PCB-136	ng/kg	4	4	100%	157	617	280.5	334	217
PCB Congeners	PCB-137	ng/kg	4	4	100%	388	949	649	659	309
PCB Congeners	PCB-139/140	ng/kg	4	4	100%	127	276	176.75	189	71.8
PCB Congeners	PCB-141	ng/kg	4	4	100%	901	2370	1339.25	1490	708
PCB Congeners	PCB-143	ng/kg	4	1	25%	7.48	7.48	NA	NA	NA
PCB Congeners	PCB-144	ng/kg	4	4	100%	244	605	316.75	371	168
PCB Congeners	PCB-145	ng/kg	4	1	25%	2.07	2.07	NA	NA	NA
PCB Congeners	PCB-146	ng/kg	3	3	75%	2470	4620	3400	3500	1080
PCB Congeners	PCB-147/149	ng/kg	4	4	100%	3250	7950	4890	5250	2120
PCB Congeners	PCB-148	ng/kg	4	4	100%	53.8	91.6	77.3	75	19.1
PCB Congeners	PCB-15	ng/kg	4	1	25%	111	111	NA	NA	NA
PCB Congeners	PCB-150	ng/kg	4	4	100%	22.4	46.6	29.825	32.2	11.6
PCB Congeners	PCB-152	ng/kg	4	4	100%	2.25	12	5.1425	6.13	4.47
PCB Congeners	PCB-153/168	ng/kg	4	4	100%	11200	22000	15200	15900	4670
PCB Congeners	PCB-154	ng/kg	4	4	100%	383	643	508.75	511	107
PCB Congeners	PCB-155	ng/kg	4	4	100%	39.4	121	63.125	71.7	35.9
PCB Congeners	PCB-156/157	ng/kg	4	4	100%	1040	2330	1662.5	1670	724
PCB Congeners	PCB-158	ng/kg	4	4	100%	551	1190	808.5	840	334
PCB Congeners	PCB-159	ng/kg	4	2	50%	2.27	3.27	2.77	2.77	0.707
PCB Congeners	PCB-16	ng/kg	4	4	100%	40.8	253	67.225	107	98.3
PCB Congeners	PCB-160	ng/kg	4	1	25%	8.88	8.88	NA	NA	NA
PCB Congeners	PCB-161	ng/kg	4	2	50%	1.58	2.67	2.125	2.13	0.771
PCB Congeners	PCB-162	ng/kg	4	4	100%	95.5	174	133	134	34.9
PCB Congeners	PCB-164	ng/kg	4	4	100%	196	532	350.75	357	161
PCB Congeners	PCB-165	ng/kg	4	4	100%	23.6	36.1	27.05	28.5	5.48
PCB Congeners	PCB-167	ng/kg	4	4	100%	416	894	613.75	634	246
PCB Congeners	PCB-169	ng/kg	4	1	25%	1.725	1.725	NA	NA	NA
PCB Congeners	PCB-17	ng/kg	4	4	100%	176	2360	602	935	977
PCB Congeners	PCB-170	ng/kg	4	4	100%	1510	2890	1972.5	2090	667
PCB Congeners	PCB-171/173	ng/kg	1	1	25%	815	815	NA	NA	NA
PCB Congeners	PCB-172	ng/kg	4	4	100%	301	579	425.75	433	129
PCB Congeners	PCB-174	ng/kg	1	1	25%	915	915	NA	NA	NA
PCB Congeners	PCB-175	ng/kg	1	1	25%	168	168	NA	NA	NA
PCB Congeners	PCB-176	ng/kg	4	4	100%	79.9	151	101.3	108	34.2
PCB Congeners	PCB-177	ng/kg	1	1	25%	1710	1710	NA	NA	NA
PCB Congeners	PCB-178	ng/kg	3	3	75%	795	1250	1090	1050	231
PCB Congeners	PCB-179	ng/kg	4	4	100%	290	614	368.75	410	149
PCB Congeners	PCB-18/30	ng/kg	4	4	100%	284	4280	1083.25	1680	1800
PCB Congeners	PCB-180/193	ng/kg	4	4	100%	4630	9030	5945	6390	2140
PCB Congeners	PCB-181	ng/kg	1	1	25%	26.8	26.8	NA	NA	NA
PCB Congeners	PCB-182	ng/kg	1	1	25%	34.5	34.5	NA	NA	NA
PCB Congeners	PCB-183/185	ng/kg	1	1	25%	2600	2600	NA	NA	NA
PCB Congeners	PCB-184	ng/kg	4	4	100%	11.3	16.35	14.85	14.3	2.21
PCB Congeners	PCB-187	ng/kg	1	1	25%	7750	7750	NA	NA	NA
PCB Congeners	PCB-188	ng/kg	4	4	100%	33.7	75.8	51.15	53	21.6
PCB Congeners	PCB-189	ng/kg	4	4	100%	69.5	116	93.175	93	26
PCB Congeners	PCB-19	ng/kg	4	4	100%	87.5	904	208.75	352	372
PCB Congeners	PCB-190	ng/kg	4	4	100%	342	649	429.5	463	148
PCB Congeners	PCB-191	ng/kg	4	4	100%	69.1	136	94.625	98.6	34.6
PCB Congeners	PCB-194	ng/kg	4	4	100%	575.5	1190	874	878	281
PCB Congeners	PCB-195	ng/kg	4	4	100%	197.5	326	238.5	250	59.9
PCB Congeners	PCB-196	ng/kg	4	4	100%	396	649	512.75	518	119
PCB Congeners	PCB-197/200	ng/kg	4	4	100%	88.3	120	107.25	106	13.1
PCB Congeners	PCB-198/199	ng/kg	4	4	100%	1100	1710	1485	1450	295
PCB Congeners	PCB-2	ng/kg	4	2	50%	1.57	15.9	8.735	8.74	10.1
PCB Congeners	PCB-20/28	ng/kg	4	4	100%	1160	11400	2902.5	4590	4690
PCB Congeners	PCB-201	ng/kg	4	4	100%	195	266.5	248	239	31.9
PCB Congeners	PCB-202	ng/kg	4	4	100%	823	1210	989	1000	160
PCB Congeners	PCB-203	ng/kg	4	4	100%	809	1350	1063.5	1070	273
PCB Congeners	PCB-204	ng/kg	4	1	25%	2.685	2.685	NA	NA	NA
PCB Congeners	PCB-205	ng/kg	4	4	100%	29.65	44.5	38.1	37.6	7.38
PCB Congeners	PCB-206	ng/kg	4	4	100%	627	796	684.25	698	84.1

Table 3-12
Statistical Summary of Detected Analytes by Zone - Summer Flounder (Whole Body)

Parameter Group	Analyte	Units	Number of Valid Results[1]	Number of Detects	Detection Frequency	Minimum Detect	Maximum Detect	Median Value	Mean of Detects	Standard Deviation
PCB Congeners	PCB-207	ng/kg	4	4	100%	70.7	89.65	81.6	80.9	7.81
PCB Congeners	PCB-208	ng/kg	4	4	100%	318	394	389.5	373	36.6
PCB Congeners	PCB-209	ng/kg	3	3	75%	329	380	353.5	354	25.5
PCB Congeners	PCB-21/33	ng/kg	4	4	100%	86.3	1440	302	533	618
PCB Congeners	PCB-22	ng/kg	4	4	100%	199	1910	554.5	805	780
PCB Congeners	PCB-23	ng/kg	4	3	75%	1.055	5.74	1.85	2.88	2.51
PCB Congeners	PCB-24	ng/kg	4	4	100%	4.54	69.1	14.4975	25.7	29.6
PCB Congeners	PCB-25	ng/kg	4	4	100%	66.5	587	239.25	283	229
PCB Congeners	PCB-26/29	ng/kg	4	4	100%	258	1930	660.5	877	750
PCB Congeners	PCB-27	ng/kg	4	4	100%	40.4	391	130	173	153
PCB Congeners	PCB-3	ng/kg	4	3	75%	4.195	72.8	6.68	27.9	38.9
PCB Congeners	PCB-31	ng/kg	4	4	100%	1020	7670	2130	3240	3040
PCB Congeners	PCB-32	ng/kg	4	4	100%	212	2370	616.75	954	972
PCB Congeners	PCB-34	ng/kg	4	4	100%	6.29	49.5	19.325	23.6	18.7
PCB Congeners	PCB-37	ng/kg	4	4	100%	14.1	91.2	27.4	40	34.8
PCB Congeners	PCB-38	ng/kg	4	2	50%	1.755	4.56	3.1575	3.16	1.98
PCB Congeners	PCB-39	ng/kg	4	4	100%	3.67	36.3	9.6175	14.8	15
PCB Congeners	PCB-4	ng/kg	4	4	100%	187	1330	300.25	529	538
PCB Congeners	PCB-40/71	ng/kg	4	4	100%	607	4210	1509.5	1960	1620
PCB Congeners	PCB-41	ng/kg	4	4	100%	20.1	416	87.275	153	182
PCB Congeners	PCB-42	ng/kg	4	4	100%	168	2730	769.75	1110	1180
PCB Congeners	PCB-43	ng/kg	4	4	100%	25.1	419	117.725	170	179
PCB Congeners	PCB-44/47/65	ng/kg	4	4	100%	2680	10800	4717.5	5730	3670
PCB Congeners	PCB-45	ng/kg	4	4	100%	85.7	978	283	407	401
PCB Congeners	PCB-46	ng/kg	4	4	100%	5.93	27.5	9.2775	13	9.83
PCB Congeners	PCB-48	ng/kg	4	4	100%	208	1970	580	835	812
PCB Congeners	PCB-49/69	ng/kg	4	4	100%	3180	12700	5317.5	6630	4350
PCB Congeners	PCB-5	ng/kg	4	2	50%	1.65	31.3	16.475	16.5	21
PCB Congeners	PCB-50/53	ng/kg	4	4	100%	83.5	1380	432	582	583
PCB Congeners	PCB-51	ng/kg	4	4	100%	96.3	930	299.25	406	375
PCB Congeners	PCB-52	ng/kg	4	4	100%	4630	23800	9000	11600	8690
PCB Congeners	PCB-54	ng/kg	4	4	100%	10.6	156	27.575	55.4	67.8
PCB Congeners	PCB-55	ng/kg	4	3	75%	6.13	59	20.6	28.6	27.3
PCB Congeners	PCB-56	ng/kg	4	4	100%	183	2420	640.75	971	1010
PCB Congeners	PCB-57	ng/kg	4	3	75%	21.4	68.9	44.2	44.8	23.8
PCB Congeners	PCB-58	ng/kg	4	4	100%	5	42.9	16.575	20.3	17.8
PCB Congeners	PCB-6	ng/kg	4	4	100%	21.1	176	45.825	72.2	70.4
PCB Congeners	PCB-60	ng/kg	4	4	100%	485	2660	880	1230	1020
PCB Congeners	PCB-61/70/74/76	ng/kg	4	4	100%	4340	20900	7372.5	10000	7690
PCB Congeners	PCB-62/75	ng/kg	4	4	100%	266	1430	544.25	696	530
PCB Congeners	PCB-63	ng/kg	4	4	100%	293	1090	482	587	360
PCB Congeners	PCB-64	ng/kg	4	4	100%	1220	6110	2122.5	2890	2280
PCB Congeners	PCB-66	ng/kg	4	4	100%	3170	15200	5672.5	7430	5680
PCB Congeners	PCB-67	ng/kg	4	4	100%	28.5	202	66.35	90.8	77.3
PCB Congeners	PCB-68	ng/kg	4	4	100%	89.1	253	151.5	161	72.9
PCB Congeners	PCB-7	ng/kg	4	3	75%	4.99	39.2	6.465	16.9	19.3
PCB Congeners	PCB-72	ng/kg	4	3	75%	146	378	256	260	116
PCB Congeners	PCB-73	ng/kg	4	4	100%	7.13	52.2	13.955	21.8	21
PCB Congeners	PCB-77	ng/kg	4	4	100%	24.4	230	74.075	101	89.5
PCB Congeners	PCB-79	ng/kg	4	4	100%	13.3	73.4	28.925	36.1	28.1
PCB Congeners	PCB-8	ng/kg	3	3	75%	84	778	152	338	383
PCB Congeners	PCB-81	ng/kg	4	3	75%	3.565	21.3	6.58	10.5	9.49
PCB Congeners	PCB-82	ng/kg	4	4	100%	25.8	427	136.575	181	185
PCB Congeners	PCB-83	ng/kg	4	3	75%	10.755	63.6	28.3	34.2	26.9
PCB Congeners	PCB-84	ng/kg	4	4	100%	42.4	532	196.5	242	217
PCB Congeners	PCB-85/116/117	ng/kg	4	4	100%	1400	3860	2007.5	2320	1160
PCB Congeners	PCB-86/87/97/109/119/125	ng/kg	4	4	100%	2130	7620	3480	4180	2610
PCB Congeners	PCB-88	ng/kg	4	1	25%	4.31	4.31	NA	NA	NA
PCB Congeners	PCB-89	ng/kg	4	4	100%	6.29	85.5	21.175	33.5	37
PCB Congeners	PCB-9	ng/kg	4	3	75%	9.325	45.3	9.79	21.5	20.6
PCB Congeners	PCB-90/101/113	ng/kg	4	4	100%	5800	16400	8437.5	9770	4920
PCB Congeners	PCB-91	ng/kg	4	4	100%	552	1940	948.5	1100	669
PCB Congeners	PCB-92	ng/kg	4	4	100%	1540	4290	2370	2640	1250
PCB Congeners	PCB-93/100	ng/kg	4	4	100%	201	501	296.5	324	146
PCB Congeners	PCB-94	ng/kg	4	3	75%	5.87	38.3	20.2	21.5	16.3
PCB Congeners	PCB-95	ng/kg	4	4	100%	1310	9650	3212.5	4350	3750
PCB Congeners	PCB-96	ng/kg	4	4	100%	4.93	53	16.545	22.8	21.8
PCB Congeners	PCB-98/102	ng/kg	4	4	100%	78	480	196.75	238	185
PCB Congeners	PCB-99	ng/kg	4	4	100%	6010	15200	8710	9660	4330
PCB Congeners	Total PCB Congeners (209)	ng/kg	4	4	100%	111000	375000	175000	209000	120000

Table 3-12
Statistical Summary of Detected Analytes by Zone - Summer Flounder (Whole Body)

Parameter Group	Analyte	Units	Number of Valid Results[1]	Number of Detects	Detection Frequency	Minimum Detect	Maximum Detect	Median Value	Mean of Detects	Standard Deviation
Pesticides	2,4'-DDD	pg/g	4	4	100%	177	551	317	341	162
Pesticides	2,4'-DDE	pg/g	4	4	100%	395	1560	775	876	506
Pesticides	2,4'-DDT	pg/g	4	4	100%	13.7	82.55	44.9	46.5	30.5
Pesticides	4,4'-DDD	pg/g	4	4	100%	815	4710	3267.5	3020	1990
Pesticides	4,4'-DDE	pg/g	4	4	100%	3250	25000	12960	13500	9340
Pesticides	4,4'-DDT	pg/g	4	4	100%	71.5	617	297	321	258
Pesticides	Aldrin	pg/g	4	2	50%	4.63	6.47	5.55	5.55	1.3
Pesticides	Alpha BHC	pg/g	4	3	75%	6.97	26.55	17.5	17	9.8
Pesticides	Beta BHC	pg/g	4	4	100%	5.75	22.3	13.07	13.5	8.1
Pesticides	Cis-Chlordane	pg/g	4	4	100%	217	2320	1286	1280	895
Pesticides	Cis-Nonachlor	pg/g	4	4	100%	155	1150	776.75	715	428
Pesticides	Dieldrin	pg/g	4	4	100%	253	1055	545.5	600	344
Pesticides	Gamma BHC (Lindane)	pg/g	4	4	100%	5.74	13.65	7.92	8.81	3.83
Pesticides	Heptachlor Epoxide	pg/g	4	4	100%	80.4	292	141	164	92.5
Pesticides	Hexachlorobenzene	pg/g	4	4	100%	101	423.5	240.5	251	139
Pesticides	Mirex	pg/g	4	4	100%	21.3	118	94.35	82	42.6
Pesticides	Oxychlordane	pg/g	4	4	100%	133	772	533.5	493	292
Pesticides	Trans-Chlordane	pg/g	4	4	100%	82	425	273.25	263	145
Pesticides	Trans-Heptachlor Epoxide	pg/g	4	2	50%	70.9	240	155.45	155	120
Pesticides	Trans-Nonachlor	pg/g	4	4	100%	376	3380	2082.5	1980	1280
Pesticides	Total Alpha + Gamma Chlordane	pg/g	4	4	100%	299	2750	1560	1540	1040
Pesticides	Total DDT (2,4)	pg/g	4	4	100%	586	2000	1237	1270	637
Pesticides	Total DDT (4,4)	pg/g	4	4	100%	4140	30200	16625	16900	11400
Pesticides	Total DDT (2,4 & 4,4)	pg/g	4	4	100%	4720	32200	17850	18200	12100
Physical Parameters	Moisture (Water) Content	%	4	4	100%	307	393	355.5	353	35.6
Physical Parameters	Percent Moisture	%	4	4	100%	75.4	79.7	78.05	77.8	1.8
Semivolatiles	Phenol	ug/kg	4	1	25%	500	500	NA	NA	NA

Footnotes:
[1]Valid results are results that were found to be valid as a result of data validation. Only valid data are used in statistical analyses. Additional details regarding rejected data are provided in Appendix E of this report.

Notes:
1. Only detected values were included in the calculation of Totals.
2. Non-detect ("U" qualified) data were excluded from the statistical analysis.

DDD = dichlorodiphenyldichloroethane
DDE = dichlorodiphenyldichloroethylene
DDT = dichlorodiphenyltrichloroethane
HMW = high molecular weight
LMW = low molecular weight
PAH = polycyclic aromatic hydrocarbon
PCB = polychlorinated biphenyl
NA = not applicable

% = percent
mg/kg = milligrams per kilogram
ng/g = nanograms per gram
ng/kg = nanograms per kilogram
pg/g = picograms per gram
ug/kg = micrograms per kilogram

Table 3-13
Statistical Summary of Detected Analytes - White Perch (Whole Body)

Parameter Group	Analyte	Units	Number of Valid Results[1]	Number of Detects	Detection Frequency	Minimum Detect	Maximum Detect	Median Value	Mean of Detects	Standard Deviation
Aroclor PCBs	Aroclor 1248	ug/kg	26	26	100%	240	2100	720	771	419
Aroclor PCBs	Aroclor 1254	ug/kg	26	24	92%	340	2200	785	840	387
Aroclor PCBs	Aroclor 1260	ug/kg	26	26	100%	110	1000	260	294	166
Aroclor PCBs	Total Aroclor PCBs (Sum of 7 Aroclors)	ug/kg	26	26	100%	470	5300	1830	1840	974
Aroclor PCBs	Total Aroclor PCBs (Sum of 9 Aroclors)	ug/kg	26	26	100%	470	5300	1830	1840	974
Butyltins	Tributyltin	ug/kg	21	15	56%	1.8	8.6	3.7	3.68	1.87
Dioxins/Furans	1,2,3,4,6,7,8-HpCDD	ng/kg	27	27	100%	0.383	2.01	0.825	0.863	0.406
Dioxins/Furans	1,2,3,4,6,7,8-HpCDF	ng/kg	27	27	100%	2.15	26.9	4.25	6.75	5.57
Dioxins/Furans	1,2,3,4,7,8,9-HpCDF	ng/kg	27	16	59%	0.0736	0.224	0.1195	0.129	0.0458
Dioxins/Furans	1,2,3,4,7,8-HxCDD	ng/kg	27	27	100%	0.181	2.01	0.443	0.503	0.358
Dioxins/Furans	1,2,3,4,7,8-HxCDF	ng/kg	27	27	100%	0.676	12.2	2.09	2.9	2.52
Dioxins/Furans	1,2,3,6,7,8-HxCDD	ng/kg	27	27	100%	0.348	3.05	1.22	1.33	0.685
Dioxins/Furans	1,2,3,6,7,8-HxCDF	ng/kg	27	27	100%	1.5	16.1	3.03	4.02	3.57
Dioxins/Furans	1,2,3,7,8,9-HxCDD	ng/kg	27	27	100%	0.0615	0.816	0.225	0.272	0.171
Dioxins/Furans	1,2,3,7,8,9-HxCDF	ng/kg	27	25	93%	0.0638	0.211	0.0964	0.109	0.0381
Dioxins/Furans	1,2,3,7,8-PCDD	ng/kg	27	21	78%	0.602	5	1.495	1.83	1.07
Dioxins/Furans	1,2,3,7,8-PCDF	ng/kg	27	27	100%	0.531	5.96	2.75	2.65	1.44
Dioxins/Furans	2,3,4,6,7,8-HxCDF	ng/kg	27	27	100%	0.167	1.27	0.355	0.413	0.229
Dioxins/Furans	2,3,4,7,8-PCDF	ng/kg	27	27	100%	3.84	21.8	6.49	7.77	3.91
Dioxins/Furans	2,3,7,8-TCDD	ng/kg	27	27	100%	3.66	203	38.2	49.1	47.3
Dioxins/Furans	2,3,7,8-TCDF	ng/kg	27	27	100%	3.91	18	7.95	8.17	3.23
Dioxins/Furans	OCDD	ng/kg	27	27	100%	0.821	3.985	1.64	2.02	0.948
Dioxins/Furans	OCDF	ng/kg	27	27	100%	0.0583	0.87	0.256	0.357	0.232
Dioxins/Furans	Percent Lipids	%	27	27	100%	0.77	6.8	2.5	2.65	1.35
Metals	Aluminum	mg/kg	27	16	59%	5.75	40.1	11.35	13.9	8.87
Metals	Arsenic	mg/kg	27	27	100%	0.318	0.885	0.453	0.492	0.129
Metals	Barium	mg/kg	27	27	100%	0.402	3.07	1.4	1.43	0.601
Metals	Calcium	mg/kg	27	27	100%	5490	27200	17300	17100	5280
Metals	Chromium	mg/kg	27	19	70%	0.0997	2.13	0.215	0.402	0.479
Metals	Cobalt	mg/kg	27	13	48%	0.0205	0.0311	0.023	0.0236	0.0031
Metals	Copper	mg/kg	27	27	100%	2.26	50	9.27	15.3	12.7
Metals	Iron	mg/kg	27	27	100%	15.3	49.8	28.8	29.6	10.1
Metals	Lead	mg/kg	27	25	93%	0.0433	0.285	0.188	0.186	0.0673
Metals	Magnesium	mg/kg	27	27	100%	373	750	522	555	104
Metals	Manganese	mg/kg	27	27	100%	0.899	6.98	3.12	3.19	1.46
Metals	Mercury	ng/g	27	27	100%	63.9	287	114	130	55.5
Metals	Methyl Mercury	ng/g	27	27	100%	83.4	327	140	152	64.9
Metals	Nickel	mg/kg	27	2	7%	0.512	0.685	0.5985	0.599	0.122
Metals	Potassium	mg/kg	27	27	100%	2560	4340	3200	3220	411
Metals	Selenium	mg/kg	27	27	100%	0.754	2.04	0.943	1.17	0.391
Metals	Silver	mg/kg	27	27	100%	0.0591	0.889	0.179	0.285	0.222
Metals	Sodium	mg/kg	27	27	100%	1460	2250	1710	1770	229
Metals	Titanium	mg/kg	27	6	22%	0.219	1.03	0.308	0.427	0.308
Metals	Vanadium	mg/kg	27	8	30%	0.0623	0.215	0.10405	0.125	0.0548
Metals	Zinc	mg/kg	27	27	100%	16.6	41.8	26.2	26.2	6.17
PCB Congeners	PCB-1	ng/kg	27	27	100%	40.2	721	126	153	133
PCB Congeners	PCB-10	ng/kg	27	27	100%	53.4	1180	168	227	221
PCB Congeners	PCB-103	ng/kg	27	27	100%	437	3760	1290	1350	792
PCB Congeners	PCB-104	ng/kg	27	27	100%	42.2	673	215	238	175
PCB Congeners	PCB-105	ng/kg	22	22	81%	7450	41100	16650	18500	9280
PCB Congeners	PCB-106	ng/kg	27	2	7%	10.5	26.5	18.5	18.5	11.3
PCB Congeners	PCB-107	ng/kg	27	27	100%	2110	12700	4810	5270	2600
PCB Congeners	PCB-108/124	ng/kg	27	27	100%	825	4940	1730	2110	1080
PCB Congeners	PCB-11	ng/kg	27	27	100%	50.3	302	145	159	73.3
PCB Congeners	PCB-110/115	ng/kg	21	21	78%	27400	150000	64100	68700	36800
PCB Congeners	PCB-111	ng/kg	27	27	100%	36.2	215	72.5	88.1	44.8
PCB Congeners	PCB-112	ng/kg	24	11	41%	44.6	502	205	229	146
PCB Congeners	PCB-114	ng/kg	27	27	100%	567	3280	1180	1390	716
PCB Congeners	PCB-118	ng/kg	27	27	100%	28600	160000	57700	68300	31600
PCB Congeners	PCB-12/13	ng/kg	27	27	100%	11.9	92.3	27.2	34	20.1
PCB Congeners	PCB-120	ng/kg	27	27	100%	167	1150	365	424	226
PCB Congeners	PCB-121	ng/kg	27	27	100%	23.3	173	57.8	63.7	36.7
PCB Congeners	PCB-122	ng/kg	27	26	96%	213	1380	466	556	290
PCB Congeners	PCB-123	ng/kg	27	26	96%	556	3070	1230	1300	603

Table 3-13
Statistical Summary of Detected Analytes - White Perch (Whole Body)

Parameter Group	Analyte	Units	Number of Valid Results[1]	Number of Detects	Detection Frequency	Minimum Detect	Maximum Detect	Median Value	Mean of Detects	Standard Deviation
PCB Congeners	PCB-126	ng/kg	8	7	26%	67.8	316	99.2	144	94.9
PCB Congeners	PCB-127	ng/kg	26	26	96%	29.2	253	86.8	94.7	52.2
PCB Congeners	PCB-128/166	ng/kg	27	27	100%	3450	17700	7500	7710	3620
PCB Congeners	PCB-129/138/163	ng/kg	27	27	100%	34600	186000	68800	76400	36700
PCB Congeners	PCB-130	ng/kg	24	24	89%	1520	8280	2835	3450	1760
PCB Congeners	PCB-131	ng/kg	24	24	89%	191	1290	392	508	297
PCB Congeners	PCB-132	ng/kg	24	24	89%	5120	33100	9790	13000	7280
PCB Congeners	PCB-133	ng/kg	27	27	100%	647	4120	1360	1560	780
PCB Congeners	PCB-134	ng/kg	24	24	89%	936	6570	2025	2450	1390
PCB Congeners	PCB-135/151	ng/kg	27	27	100%	8210	64700	17100	21300	12900
PCB Congeners	PCB-136	ng/kg	27	27	100%	1850	15300	4600	5110	3060
PCB Congeners	PCB-137	ng/kg	24	24	89%	1300	7660	2415	3190	1760
PCB Congeners	PCB-139/140	ng/kg	24	24	89%	481	3100	936	1220	689
PCB Congeners	PCB-14	ng/kg	27	1	4%	0.832	0.832	NA	NA	NA
PCB Congeners	PCB-141	ng/kg	27	27	100%	3990	26000	8350	9660	5340
PCB Congeners	PCB-142	ng/kg	24	15	56%	3.96	23.9	9.08	10.4	6.02
PCB Congeners	PCB-143	ng/kg	24	16	59%	46.5	455	164.5	179	113
PCB Congeners	PCB-144	ng/kg	24	24	89%	929	7300	1780	2530	1610
PCB Congeners	PCB-145	ng/kg	27	25	93%	7.83	47.1	16	19.6	11.4
PCB Congeners	PCB-146	ng/kg	17	17	63%	5290	36700	11800	13900	8410
PCB Congeners	PCB-147/149	ng/kg	24	24	89%	17700	113000	34900	43400	24300
PCB Congeners	PCB-148	ng/kg	23	23	85%	103	1060	244	314	221
PCB Congeners	PCB-15	ng/kg	27	16	59%	32.8	223	78.25	86.9	53.1
PCB Congeners	PCB-150	ng/kg	27	27	100%	86	936	227	265	184
PCB Congeners	PCB-152	ng/kg	27	27	100%	27.1	401	89.8	109	87.7
PCB Congeners	PCB-153/168	ng/kg	24	24	89%	33600	203000	62000	79300	42500
PCB Congeners	PCB-154	ng/kg	24	24	89%	725	7540	1755	2160	1510
PCB Congeners	PCB-155	ng/kg	27	27	100%	88.9	2040	553	550	422
PCB Congeners	PCB-156/157	ng/kg	27	27	100%	2710	17400	5720	6600	3480
PCB Congeners	PCB-158	ng/kg	24	24	89%	2420	14400	4365	5650	3150
PCB Congeners	PCB-159	ng/kg	27	1	4%	8.53	8.53	NA	NA	NA
PCB Congeners	PCB-16	ng/kg	23	23	85%	926	9780	3360	3880	2670
PCB Congeners	PCB-160	ng/kg	24	1	4%	24.7	24.7	NA	NA	NA
PCB Congeners	PCB-161	ng/kg	19	2	7%	7.21	26.6	16.905	16.9	13.7
PCB Congeners	PCB-162	ng/kg	26	26	96%	275	1320	418	551	279
PCB Congeners	PCB-164	ng/kg	24	24	89%	1380	9280	2675	3480	2050
PCB Congeners	PCB-165	ng/kg	18	18	67%	24.7	141	50.05	59.7	33.2
PCB Congeners	PCB-167	ng/kg	24	24	89%	1050	6630	1905	2520	1390
PCB Congeners	PCB-169	ng/kg	27	7	26%	3.09	14.1	7.52	7.43	4
PCB Congeners	PCB-17	ng/kg	27	27	100%	1960	16600	6580	7170	4170
PCB Congeners	PCB-170	ng/kg	27	27	100%	5460	44900	11900	13900	9000
PCB Congeners	PCB-171/173	ng/kg	15	15	56%	1590	9160	2840	3620	2110
PCB Congeners	PCB-172	ng/kg	24	24	89%	1100	9410	2235	2920	1960
PCB Congeners	PCB-174	ng/kg	17	17	63%	3190	30500	7080	9310	7050
PCB Congeners	PCB-175	ng/kg	17	17	63%	275	1610	449	666	393
PCB Congeners	PCB-176	ng/kg	24	24	89%	432	4310	928.5	1230	859
PCB Congeners	PCB-177	ng/kg	16	16	59%	2550	19600	5190	6380	4240
PCB Congeners	PCB-178	ng/kg	17	17	63%	1650	14000	3810	4780	3180
PCB Congeners	PCB-179	ng/kg	27	27	100%	1650	16900	3860	4740	3170
PCB Congeners	PCB-18/30	ng/kg	27	27	100%	2760	29700	10500	12000	7500
PCB Congeners	PCB-180/193	ng/kg	27	27	100%	16000	131000	33900	41200	26800
PCB Congeners	PCB-181	ng/kg	15	15	56%	59.9	350	98.4	151	87.6
PCB Congeners	PCB-182	ng/kg	16	16	59%	46.4	427	123	150	103
PCB Congeners	PCB-183/185	ng/kg	16	16	59%	4780	27900	9265	11700	6720
PCB Congeners	PCB-184	ng/kg	27	27	100%	31.7	306	73.8	83.6	57.9
PCB Congeners	PCB-186	ng/kg	24	12	44%	1.54	14.4	3.85	4.6	3.65
PCB Congeners	PCB-187	ng/kg	18	18	67%	12000	101000	26500	34000	22700
PCB Congeners	PCB-188	ng/kg	27	27	100%	46.2	443	107	129	81.2
PCB Congeners	PCB-189	ng/kg	27	27	100%	220	1860	481	580	381
PCB Congeners	PCB-19	ng/kg	27	27	100%	459	4820	1210	1530	946
PCB Congeners	PCB-190	ng/kg	27	27	100%	1220	11000	2710	3250	2240
PCB Congeners	PCB-191	ng/kg	24	24	89%	234	1990	463.5	611	435
PCB Congeners	PCB-192	ng/kg	24	16	59%	2.02	36	7.74	9.07	8.29
PCB Congeners	PCB-194	ng/kg	27	27	100%	2640	29500	5770	7200	6190

Table 3-13
Statistical Summary of Detected Analytes - White Perch (Whole Body)

Parameter Group	Analyte	Units	Number of Valid Results[1]	Number of Detects	Detection Frequency	Minimum Detect	Maximum Detect	Median Value	Mean of Detects	Standard Deviation
PCB Congeners	PCB-195	ng/kg	27	27	100%	912	10200	2020	2540	2160
PCB Congeners	PCB-196	ng/kg	27	27	100%	1440	15200	3120	3920	3250
PCB Congeners	PCB-197/200	ng/kg	27	27	100%	247	2530	554	710	520
PCB Congeners	PCB-198/199	ng/kg	24	24	89%	3610	33000	7285	10300	7740
PCB Congeners	PCB-2	ng/kg	27	24	89%	2.79	11	5.94	6.35	2.36
PCB Congeners	PCB-20/28	ng/kg	27	27	100%	10400	81900	24800	33200	18800
PCB Congeners	PCB-201	ng/kg	27	27	100%	400	3690	903	1130	763
PCB Congeners	PCB-202	ng/kg	27	27	100%	1170	8780	2540	2990	1680
PCB Congeners	PCB-203	ng/kg	24	24	89%	2570	24300	5420	7320	5740
PCB Congeners	PCB-204	ng/kg	27	25	93%	4.86	36.4	11.9	13.5	7.86
PCB Congeners	PCB-205	ng/kg	27	27	100%	117	1220	279	351	270
PCB Congeners	PCB-206	ng/kg	27	27	100%	1560	13300	3650	4560	2810
PCB Congeners	PCB-207	ng/kg	27	27	100%	156	1350	376	450	269
PCB Congeners	PCB-208	ng/kg	27	27	100%	490	4540	1090	1480	918
PCB Congeners	PCB-209	ng/kg	26	26	96%	632	5640	1505	2000	1280
PCB Congeners	PCB-21/33	ng/kg	27	27	100%	1320	9890	4020	4680	2690
PCB Congeners	PCB-22	ng/kg	27	27	100%	1940	13500	5080	5850	3340
PCB Congeners	PCB-23	ng/kg	27	27	100%	4.86	28.7	13	15.5	7.49
PCB Congeners	PCB-24	ng/kg	27	13	48%	45	380	109	132	93.4
PCB Congeners	PCB-25	ng/kg	27	27	100%	1180	17500	3560	4500	3610
PCB Congeners	PCB-26/29	ng/kg	27	27	100%	1830	23400	5380	6940	4790
PCB Congeners	PCB-27	ng/kg	25	25	93%	544	4360	1490	1760	961
PCB Congeners	PCB-3	ng/kg	24	7	26%	7.67	19.7	11.1	12.5	4.48
PCB Congeners	PCB-31	ng/kg	27	27	100%	5650	54100	14400	19200	11500
PCB Congeners	PCB-32	ng/kg	27	27	100%	1670	12700	5500	5730	3000
PCB Congeners	PCB-34	ng/kg	27	27	100%	77.6	806	232	256	169
PCB Congeners	PCB-37	ng/kg	27	27	100%	105	2490	533	673	573
PCB Congeners	PCB-38	ng/kg	27	27	100%	9.72	55.7	22.1	26.5	13.8
PCB Congeners	PCB-39	ng/kg	27	27	100%	49.8	372	111	139	83.3
PCB Congeners	PCB-4	ng/kg	27	27	100%	447	8050	1510	1960	1520
PCB Congeners	PCB-40/71	ng/kg	27	27	100%	7780	57200	22200	22900	12100
PCB Congeners	PCB-41	ng/kg	24	23	85%	539	3120	1310	1480	792
PCB Congeners	PCB-42	ng/kg	24	24	89%	5450	42800	14600	15600	9410
PCB Congeners	PCB-43	ng/kg	27	27	100%	717	5780	2040	2230	1260
PCB Congeners	PCB-44/47/65	ng/kg	27	27	100%	23400	148000	64800	65900	32500
PCB Congeners	PCB-45	ng/kg	27	27	100%	1420	9790	4250	4340	2430
PCB Congeners	PCB-46	ng/kg	27	27	100%	552	4500	1780	1870	1030
PCB Congeners	PCB-48	ng/kg	27	27	100%	2350	17500	6970	7650	4070
PCB Congeners	PCB-49/69	ng/kg	27	27	100%	18400	127000	50500	52700	25700
PCB Congeners	PCB-5	ng/kg	27	27	100%	3.48	34.2	8.845	11.9	7.56
PCB Congeners	PCB-50/53	ng/kg	27	27	100%	2570	18600	8380	8520	4340
PCB Congeners	PCB-51	ng/kg	27	27	100%	1790	14600	6730	6620	3760
PCB Congeners	PCB-52	ng/kg	27	27	100%	25000	173000	60400	72800	35200
PCB Congeners	PCB-54	ng/kg	27	27	100%	86	965	299	346	242
PCB Congeners	PCB-55	ng/kg	24	18	67%	84.5	1380	295.5	321	288
PCB Congeners	PCB-56	ng/kg	24	24	89%	5500	41600	13850	15400	8820
PCB Congeners	PCB-57	ng/kg	24	20	74%	96.7	811	258	295	179
PCB Congeners	PCB-58	ng/kg	24	24	89%	79.2	882	250.5	294	212
PCB Congeners	PCB-6	ng/kg	26	26	96%	116	2740	388.5	551	547
PCB Congeners	PCB-60	ng/kg	27	27	100%	2390	15500	5550	6480	3190
PCB Congeners	PCB-61/70/74/76	ng/kg	27	27	100%	31300	229000	77900	90700	46100
PCB Congeners	PCB-62/75	ng/kg	27	27	100%	1770	11700	4580	5050	2610
PCB Congeners	PCB-63	ng/kg	24	24	89%	960	7800	2255	2600	1600
PCB Congeners	PCB-64	ng/kg	27	27	100%	8070	57500	21500	23700	12200
PCB Congeners	PCB-66	ng/kg	24	24	89%	21600	147000	47550	56900	30000
PCB Congeners	PCB-67	ng/kg	27	27	100%	482	4140	1340	1480	897
PCB Congeners	PCB-68	ng/kg	24	23	85%	24.2	2050	754	780	486
PCB Congeners	PCB-7	ng/kg	26	26	96%	9.78	143	30.15	41	31.1
PCB Congeners	PCB-72	ng/kg	24	20	74%	336	2900	906.5	1070	636
PCB Congeners	PCB-73	ng/kg	27	22	81%	96.7	523	184.5	227	126
PCB Congeners	PCB-77	ng/kg	27	27	100%	926	7220	2100	2590	1570
PCB Congeners	PCB-79	ng/kg	27	27	100%	170	1050	379	434	225
PCB Congeners	PCB-8	ng/kg	26	26	96%	309	3390	963	1160	770
PCB Congeners	PCB-80	ng/kg	27	13	48%	2.46	12	4.66	5.52	3.01

Table 3-13
Statistical Summary of Detected Analytes - White Perch (Whole Body)

Parameter Group	Analyte	Units	Number of Valid Results[1]	Number of Detects	Detection Frequency	Minimum Detect	Maximum Detect	Median Value	Mean of Detects	Standard Deviation
PCB Congeners	PCB-81	ng/kg	27	26	96%	38.8	267	85.8	109	59.5
PCB Congeners	PCB-82	ng/kg	24	24	89%	1970	11400	4160	5050	2800
PCB Congeners	PCB-83	ng/kg	24	24	89%	1090	6060	2522.5	2970	1530
PCB Congeners	PCB-84	ng/kg	27	27	100%	3840	25400	8830	10600	5800
PCB Congeners	PCB-85/116/117	ng/kg	27	27	100%	5480	31500	12300	13700	6890
PCB Congeners	PCB-86/87/97/109/119/125	ng/kg	27	27	100%	14100	84100	34150	36700	19000
PCB Congeners	PCB-89	ng/kg	27	27	100%	220	1630	555	653	367
PCB Congeners	PCB-9	ng/kg	26	26	96%	17.8	253	59.5	79	58.6
PCB Congeners	PCB-90/101/113	ng/kg	24	24	89%	27900	155000	56900	68900	35500
PCB Congeners	PCB-91	ng/kg	27	27	100%	4140	26100	9270	10900	5810
PCB Congeners	PCB-92	ng/kg	24	24	89%	5120	31200	10335	13100	7210
PCB Congeners	PCB-93/100	ng/kg	27	27	100%	868	9390	2660	3190	2100
PCB Congeners	PCB-94	ng/kg	27	27	100%	243	2090	758	796	473
PCB Congeners	PCB-95	ng/kg	27	27	100%	15200	86100	36800	40900	18400
PCB Congeners	PCB-96	ng/kg	27	27	100%	150	1290	425	475	285
PCB Congeners	PCB-98/102	ng/kg	27	27	100%	1200	8640	3260	3410	1920
PCB Congeners	PCB-99	ng/kg	24	24	89%	19000	118000	39450	48100	25400
PCB Congeners	Total PCB Congeners (209)	ng/kg	27	27	100%	569000	3530000	1110000	1400000	735000
Pesticides	2,4'-DDD	pg/g	27	27	100%	5880	213500	42600	58400	49400
Pesticides	2,4'-DDE	pg/g	27	27	100%	4570	20900	11800	12100	4750
Pesticides	2,4'-DDT	pg/g	27	27	100%	240	39000	1960	6960	9180
Pesticides	4,4'-DDD	pg/g	27	27	100%	19800	491500	124000	155000	109000
Pesticides	4,4'-DDE	pg/g	27	27	100%	70600	275000	151000	154000	61600
Pesticides	4,4'-DDT	pg/g	27	27	100%	1620	109150	9130	23400	26500
Pesticides	Aldrin	pg/g	27	26	96%	29.1	189	69.55	81.3	43.9
Pesticides	Alpha BHC	pg/g	26	25	93%	19.7	439	107	130	110
Pesticides	Beta BHC	pg/g	27	24	89%	16.1	184	56.85	63.3	43.5
Pesticides	Cis-Chlordane	pg/g	27	27	100%	7100	93300	38300	42800	23100
Pesticides	Cis-Nonachlor	pg/g	27	27	100%	8230	28700	13900	14400	5390
Pesticides	Delta BHC	pg/g	27	3	11%	6.67	10.89	7.51	8.36	2.23
Pesticides	Dieldrin	pg/g	27	27	100%	5590	28200	10700	14000	6510
Pesticides	Endosulfan Sulfate	pg/g	27	8	30%	53.1	177	133.825	128	40.8
Pesticides	Endrin	pg/g	27	16	59%	26.9	242.5	77.45	87.1	53.2
Pesticides	Endrin Ketone	pg/g	27	2	7%	163	719	441	441	393
Pesticides	Gamma BHC (Lindane)	pg/g	27	26	96%	17.7	91.2	44.3	44	18.7
Pesticides	Heptachlor	pg/g	27	20	74%	10.4	46.1	22.5	25.1	9.67
Pesticides	Heptachlor Epoxide	pg/g	27	27	100%	1010	8750	3440	3560	2000
Pesticides	Hexachlorobenzene	pg/g	27	27	100%	900	6210	1950	2270	1320
Pesticides	Mirex	pg/g	27	27	100%	133	1480	364	553	392
Pesticides	Oxychlordane	pg/g	27	27	100%	2290	12300	5190	5580	2520
Pesticides	Trans-Chlordane	pg/g	27	27	100%	3180	22900	8520	10300	5260
Pesticides	Trans-Heptachlor Epoxide	pg/g	27	2	7%	1200	4620	2910	2910	2420
Pesticides	Trans-Nonachlor	pg/g	27	27	100%	19400	66100	38600	38400	14600
Pesticides	Total Alpha + Gamma Chlordane	pg/g	27	27	100%	10300	114000	47700	53100	28100
Pesticides	Total DDT (2,4)	pg/g	27	27	100%	10700	273000	58800	77500	61300
Pesticides	Total DDT (4,4)	pg/g	27	27	100%	92000	826000	334000	332000	177000
Pesticides	Total DDT (2,4 & 4,4)	pg/g	27	27	100%	103000	1095000	375000	409000	235000
Physical Parameters	Moisture (Water) Content	%	27	27	100%	232	342	308	298	33.5
Physical Parameters	Percent Moisture	%	27	27	100%	69.9	77.4	75.5	74.7	2.3
Semivolatiles	1-Methylnaphthalene	ug/kg	27	4	15%	9	48	11.3	19.9	18.8
Semivolatiles	2,6-Dinitrotoluene	ug/kg	27	1	4%	390	390	NA	NA	NA
Semivolatiles	2-Methylnaphthalene	ug/kg	27	6	22%	5.9	87	12.5	23.8	31.1
Semivolatiles	Acenaphthene	ug/kg	27	13	48%	6.2	52	16	18.8	11.4
Semivolatiles	Acenaphthylene	ug/kg	27	1	4%	19	19	NA	NA	NA
Semivolatiles	Anthracene	ug/kg	27	1	4%	14	14	NA	NA	NA
Semivolatiles	Atrazine	ug/kg	27	1	4%	1100	1100	NA	NA	NA
Semivolatiles	Benzyl Butyl Phthalate	ug/kg	27	1	4%	1600	1600	NA	NA	NA
Semivolatiles	C1-Naphthalenes	ug/kg	27	10	37%	6.8	90	15	21.3	24.4
Semivolatiles	C2-Naphthalenes	ug/kg	27	17	63%	8.3	62	22	23.2	12.7
Semivolatiles	C3-Naphthalenes	ug/kg	27	15	56%	5.5	40	20	19.7	10.2
Semivolatiles	Di-N-Butyl Phthalate	ug/kg	27	1	4%	1600	1600	NA	NA	NA
Semivolatiles	Fluoranthene	ug/kg	27	7	26%	8.8	19	13	13.5	3.11
Semivolatiles	Fluorene	ug/kg	27	8	30%	6.6	38	16	16.7	9.55
Semivolatiles	Naphthalene	ug/kg	27	9	33%	5.8	340	95	105	97

Table 3-13
Statistical Summary of Detected Analytes - White Perch (Whole Body)

Parameter Group	Analyte	Units	Number of Valid Results[1]	Number of Detects	Detection Frequency	Minimum Detect	Maximum Detect	Median Value	Mean of Detects	Standard Deviation
Semivolatiles	Phenanthrene	ug/kg	27	20	74%	6.1	62	17.5	20.7	12.5
Semivolatiles	Pyrene	ug/kg	27	1	4%	13	13	NA	NA	NA
Semivolatiles	Total HMW PAHs	ug/kg	27	7	26%	8.8	32	13	15.4	7.58
Semivolatiles	Total LMW PAHs	ug/kg	27	20	74%	6.1	612	72.65	95.3	129
Semivolatiles	Total PAHs	ug/kg	27	20	74%	6.1	644	83.55	101	136

Footnotes:
[1]Valid results are results that were found to be valid as a result of data validation. Only valid data are used in statistical analyses. Additional details regarding rejected data are provided in Appendix E of this report.

Notes:
1. Only detected values were included in the calculation of Totals.
2. Non-detect ("U" qualified) data were excluded from the statistical analysis.

DDD = dichlorodiphenyldichloroethane
DDE = dichlorodiphenyldichloroethylene
DDT = dichlorodiphenyltrichloroethane
HMW = high molecular weight
LMW = low molecular weight
PAH = polycyclic aromatic hydrocarbon
PCB = polychlorinated biphenyl
NA = not applicable

% = percent
mg/kg = milligrams per kilogram
ng/g = nanograms per gram
ng/kg = nanograms per kilogram
pg/g = picograms per gram
ug/kg = micrograms per kilogram

Table 3-14
Statistical Summary of Detected Analytes by Zone - White Perch (Whole Body)

Parameter Group	Analyte	Units	Number of Valid Results[1]	Number of Detects	Detection Frequency	Minimum Detect	Maximum Detect	Median Value	Mean of Detects	Standard Deviation
NORTH ZONE										
Aroclor PCBs	Aroclor 1248	ug/kg	8	8	100%	330	2100	890	1030	581
Aroclor PCBs	Aroclor 1254	ug/kg	8	8	100%	420	2200	925	1060	532
Aroclor PCBs	Aroclor 1260	ug/kg	8	8	100%	220	1000	325	391	254
Aroclor PCBs	Total Aroclor PCBs (Sum of 7 Aroclors)	ug/kg	8	8	100%	970	5300	2075	2480	1330
Aroclor PCBs	Total Aroclor PCBs (Sum of 9 Aroclors)	ug/kg	8	8	100%	970	5300	2075	2480	1330
Butyltins	Tributyltin	ug/kg	3	3	33%	2.3	6.2	3.7	4.07	1.98
Dioxins/Furans	1,2,3,4,6,7,8-HpCDD	ng/kg	9	9	100%	0.401	2.01	0.677	0.897	0.522
Dioxins/Furans	1,2,3,4,6,7,8-HpCDF	ng/kg	9	9	100%	3.68	17.1	5.42	7.23	4.84
Dioxins/Furans	1,2,3,4,7,8,9-HpCDF	ng/kg	9	6	67%	0.114	0.193	0.1195	0.139	0.0347
Dioxins/Furans	1,2,3,4,7,8-HxCDD	ng/kg	9	9	100%	0.193	2.01	0.443	0.625	0.563
Dioxins/Furans	1,2,3,4,7,8-HxCDF	ng/kg	9	9	100%	1.02	12.2	2.22	3.58	3.5
Dioxins/Furans	1,2,3,6,7,8-HxCDD	ng/kg	9	9	100%	0.696	3.05	1.03	1.35	0.753
Dioxins/Furans	1,2,3,6,7,8-HxCDF	ng/kg	9	9	100%	1.5	4.86	2.59	3	1.12
Dioxins/Furans	1,2,3,7,8,9-HxCDD	ng/kg	9	9	100%	0.0776	0.816	0.205	0.268	0.23
Dioxins/Furans	1,2,3,7,8,9-HxCDF	ng/kg	9	8	89%	0.0638	0.211	0.09495	0.119	0.0548
Dioxins/Furans	1,2,3,7,8-PCDD	ng/kg	9	7	78%	0.991	1.85	1.29	1.37	0.326
Dioxins/Furans	1,2,3,7,8-PCDF	ng/kg	9	9	100%	1.02	4.8	3.5	3.32	1.39
Dioxins/Furans	2,3,4,6,7,8-HxCDF	ng/kg	9	9	100%	0.215	1.27	0.282	0.46	0.361
Dioxins/Furans	2,3,4,7,8-PCDF	ng/kg	9	9	100%	3.95	21.8	5.3	8.46	6.05
Dioxins/Furans	2,3,7,8-TCDD	ng/kg	9	9	100%	19.3	203	58.7	85.1	61.8
Dioxins/Furans	2,3,7,8-TCDF	ng/kg	9	9	100%	4.08	18	7.86	8.46	4.39
Dioxins/Furans	OCDD	ng/kg	9	9	100%	1.03	2.3	1.61	1.59	0.414
Dioxins/Furans	OCDF	ng/kg	9	9	100%	0.166	0.594	0.228	0.315	0.151
Dioxins/Furans	Percent Lipids	%	9	9	100%	1.4	6.8	2	2.94	1.79
Metals	Aluminum	mg/kg	9	7	78%	5.75	11.7	6.75	7.78	2.19
Metals	Arsenic	mg/kg	9	9	100%	0.318	0.472	0.422	0.411	0.0502
Metals	Barium	mg/kg	9	9	100%	0.728	2.57	1.45	1.49	0.592
Metals	Calcium	mg/kg	9	9	100%	11600	26600	18700	19100	4290
Metals	Chromium	mg/kg	9	7	78%	0.128	2.13	0.334	0.568	0.712
Metals	Cobalt	mg/kg	9	1	11%	0.0212	0.0212	NA	NA	NA
Metals	Copper	mg/kg	9	9	100%	2.26	39.5	8.89	11.3	11.8
Metals	Iron	mg/kg	9	9	100%	15.3	37.6	29.1	28.2	7.8
Metals	Lead	mg/kg	9	8	89%	0.159	0.285	0.222	0.223	0.0507
Metals	Magnesium	mg/kg	9	9	100%	410	679	521	552	99.9
Metals	Manganese	mg/kg	9	9	100%	2.08	4.22	3.22	3.22	0.689
Metals	Mercury	ng/g	9	9	100%	70.1	281	101	125	67.4
Metals	Methyl Mercury	ng/g	9	9	100%	93.2	327	145	177	85.9
Metals	Potassium	mg/kg	9	9	100%	2560	3760	2930	2990	397
Metals	Selenium	mg/kg	9	9	100%	0.774	1.78	0.893	1.04	0.335
Metals	Silver	mg/kg	9	9	100%	0.0591	0.61	0.14	0.208	0.184
Metals	Sodium	mg/kg	9	9	100%	1490	2250	1680	1760	254
Metals	Titanium	mg/kg	9	3	33%	0.219	0.454	0.267	0.313	0.124
Metals	Vanadium	mg/kg	9	8	89%	0.0623	0.215	0.10405	0.125	0.0548
Metals	Zinc	mg/kg	9	9	100%	17.7	39.5	27.8	27.7	6.14
PCB Congeners	PCB-1	ng/kg	9	9	100%	61.1	191	104	120	50.6
PCB Congeners	PCB-10	ng/kg	9	9	100%	58.6	357	146	175	96
PCB Congeners	PCB-103	ng/kg	9	9	100%	572	3760	1470	1660	913
PCB Congeners	PCB-104	ng/kg	9	9	100%	95.3	673	224	316	192
PCB Congeners	PCB-105	ng/kg	8	8	89%	12200	41100	20700	24500	10900
PCB Congeners	PCB-107	ng/kg	9	9	100%	3330	12700	6160	7010	3200
PCB Congeners	PCB-108/124	ng/kg	9	9	100%	1450	4940	2500	2850	1280
PCB Congeners	PCB-11	ng/kg	9	9	100%	58.8	302	218	189	82.9
PCB Congeners	PCB-110/115	ng/kg	8	8	89%	41400	150000	67500	87200	42400
PCB Congeners	PCB-111	ng/kg	9	9	100%	41	215	77.6	93.5	54.5
PCB Congeners	PCB-112	ng/kg	6	3	33%	168	402	320	297	119
PCB Congeners	PCB-114	ng/kg	9	9	100%	907	3280	1560	1840	888
PCB Congeners	PCB-118	ng/kg	9	9	100%	50200	160000	68500	86500	40100
PCB Congeners	PCB-12/13	ng/kg	9	9	100%	23.4	92.3	34.4	44.2	25.6
PCB Congeners	PCB-120	ng/kg	9	9	100%	217	1150	368	479	301
PCB Congeners	PCB-121	ng/kg	9	9	100%	28	173	66.6	73.7	41.8
PCB Congeners	PCB-122	ng/kg	9	8	89%	302	1380	723	763	363
PCB Congeners	PCB-123	ng/kg	9	8	89%	695	3070	1510	1740	763
PCB Congeners	PCB-126	ng/kg	2	1	11%	316	316	NA	NA	NA
PCB Congeners	PCB-127	ng/kg	8	8	89%	68.5	253	112.5	126	59.2
PCB Congeners	PCB-128/166	ng/kg	9	9	100%	4660	17700	7660	9400	4150
PCB Congeners	PCB-129/138/163	ng/kg	9	9	100%	50700	186000	71100	89800	41400
PCB Congeners	PCB-130	ng/kg	6	6	67%	2110	8280	4445	4600	2310

Table 3-14
Statistical Summary of Detected Analytes by Zone - White Perch (Whole Body)

Parameter Group	Analyte	Units	Number of Valid Results[1]	Number of Detects	Detection Frequency	Minimum Detect	Maximum Detect	Median Value	Mean of Detects	Standard Deviation
PCB Congeners	PCB-131	ng/kg	6	6	67%	319	1290	687	713	367
PCB Congeners	PCB-132	ng/kg	6	6	67%	8730	33100	17950	18000	9170
PCB Congeners	PCB-133	ng/kg	9	9	100%	917	4120	1380	1840	1020
PCB Congeners	PCB-134	ng/kg	6	6	67%	1520	6570	3150	3300	1850
PCB Congeners	PCB-135/151	ng/kg	9	9	100%	10200	64700	19600	25900	16500
PCB Congeners	PCB-136	ng/kg	9	9	100%	2540	15300	5200	6400	3830
PCB Congeners	PCB-137	ng/kg	6	6	67%	1810	7660	4330	4260	2320
PCB Congeners	PCB-139/140	ng/kg	6	6	67%	775	3100	1600	1650	883
PCB Congeners	PCB-141	ng/kg	9	9	100%	5710	26000	9500	12100	6490
PCB Congeners	PCB-142	ng/kg	6	3	33%	7.75	13.2	11.4	10.8	2.78
PCB Congeners	PCB-143	ng/kg	6	3	33%	98.9	455	206	253	183
PCB Congeners	PCB-144	ng/kg	6	6	67%	1240	7300	3530	3510	2200
PCB Congeners	PCB-145	ng/kg	9	7	78%	9.47	44.6	19.4	23	13.1
PCB Congeners	PCB-146	ng/kg	5	5	56%	7890	36700	15000	17800	11800
PCB Congeners	PCB-147/149	ng/kg	6	6	67%	28100	113000	52900	57200	30800
PCB Congeners	PCB-148	ng/kg	5	5	56%	194	1060	414	485	337
PCB Congeners	PCB-15	ng/kg	9	7	78%	33.4	223	42.9	84.9	69.9
PCB Congeners	PCB-150	ng/kg	9	9	100%	94.8	936	248	336	246
PCB Congeners	PCB-152	ng/kg	9	9	100%	41.9	401	118	149	109
PCB Congeners	PCB-153/168	ng/kg	6	6	67%	51400	203000	88000	99700	55400
PCB Congeners	PCB-154	ng/kg	6	6	67%	791	7540	2660	3020	2390
PCB Congeners	PCB-155	ng/kg	9	9	100%	179	2040	713	819	529
PCB Congeners	PCB-156/157	ng/kg	9	9	100%	3810	17400	6650	8360	4460
PCB Congeners	PCB-158	ng/kg	6	6	67%	3440	14400	7655	7730	4070
PCB Congeners	PCB-16	ng/kg	5	5	56%	1570	9640	7220	6140	3340
PCB Congeners	PCB-162	ng/kg	9	9	100%	351	1320	513	685	343
PCB Congeners	PCB-164	ng/kg	6	6	67%	2060	9280	4525	4760	2690
PCB Congeners	PCB-165	ng/kg	5	5	56%	30.4	141	49	68.5	45.6
PCB Congeners	PCB-167	ng/kg	6	6	67%	1420	6630	3550	3620	2010
PCB Congeners	PCB-169	ng/kg	9	3	33%	3.09	14.1	7.9	8.36	5.52
PCB Congeners	PCB-17	ng/kg	9	9	100%	3050	16600	8290	9030	4700
PCB Congeners	PCB-170	ng/kg	9	9	100%	7520	44900	11900	16900	11500
PCB Congeners	PCB-171/173	ng/kg	4	4	44%	2340	5930	3335	3740	1590
PCB Congeners	PCB-172	ng/kg	6	6	67%	1530	9410	3220	3970	2900
PCB Congeners	PCB-174	ng/kg	5	5	56%	5320	30500	8690	12800	10500
PCB Congeners	PCB-175	ng/kg	4	4	44%	404	1110	568.5	663	323
PCB Congeners	PCB-176	ng/kg	6	6	67%	736	4310	1500	1770	1340
PCB Congeners	PCB-177	ng/kg	5	5	56%	3710	19600	5700	8590	6450
PCB Congeners	PCB-178	ng/kg	4	4	44%	2460	14000	5025	6630	5160
PCB Congeners	PCB-179	ng/kg	9	9	100%	2820	16900	4500	6080	4300
PCB Congeners	PCB-18/30	ng/kg	9	9	100%	4580	29700	13400	15000	8650
PCB Congeners	PCB-180/193	ng/kg	9	9	100%	23300	131000	35000	48500	33500
PCB Congeners	PCB-181	ng/kg	4	4	44%	94.8	258	145.8	161	80.2
PCB Congeners	PCB-182	ng/kg	4	4	44%	77.5	427	164	208	154
PCB Congeners	PCB-183/185	ng/kg	4	4	44%	7130	18700	9515	11200	5320
PCB Congeners	PCB-184	ng/kg	9	9	100%	41	306	76.6	108	81.8
PCB Congeners	PCB-186	ng/kg	6	5	56%	2.27	14.4	4.76	6.65	4.86
PCB Congeners	PCB-187	ng/kg	5	5	56%	18500	101000	26600	42200	34600
PCB Congeners	PCB-188	ng/kg	9	9	100%	60.3	443	108	154	117
PCB Congeners	PCB-189	ng/kg	9	9	100%	300	1860	505	714	485
PCB Congeners	PCB-19	ng/kg	9	9	100%	680	3280	1580	1710	878
PCB Congeners	PCB-190	ng/kg	9	9	100%	1760	11000	2710	3920	2880
PCB Congeners	PCB-191	ng/kg	6	6	67%	334	1990	760.5	855	611
PCB Congeners	PCB-192	ng/kg	6	4	44%	6.88	36	13.885	17.7	13.3
PCB Congeners	PCB-194	ng/kg	9	9	100%	3400	23600	5920	8460	6320
PCB Congeners	PCB-195	ng/kg	9	9	100%	1340	8540	2130	3070	2270
PCB Congeners	PCB-196	ng/kg	9	9	100%	2040	13200	3310	4730	3480
PCB Congeners	PCB-197/200	ng/kg	9	9	100%	421	2530	665	922	660
PCB Congeners	PCB-198/199	ng/kg	6	6	67%	5130	33000	11160	13900	10500
PCB Congeners	PCB-2	ng/kg	9	9	100%	3.53	11	5.91	6.26	2.64
PCB Congeners	PCB-20/28	ng/kg	9	9	100%	21500	81900	49100	48300	19700
PCB Congeners	PCB-201	ng/kg	9	9	100%	632	3690	1040	1380	952
PCB Congeners	PCB-202	ng/kg	9	9	100%	1750	8780	2550	3490	2290
PCB Congeners	PCB-203	ng/kg	6	6	67%	3400	23300	8255	9890	7410
PCB Congeners	PCB-204	ng/kg	9	8	89%	7.48	36.4	12.35	16.7	10.8
PCB Congeners	PCB-205	ng/kg	9	9	100%	171	1220	298	433	330
PCB Congeners	PCB-206	ng/kg	9	9	100%	2130	13300	3830	5270	3640
PCB Congeners	PCB-207	ng/kg	9	9	100%	227	1350	416	541	363

Table 3-14
Statistical Summary of Detected Analytes by Zone - White Perch (Whole Body)

Parameter Group	Analyte	Units	Number of Valid Results[1]	Number of Detects	Detection Frequency	Minimum Detect	Maximum Detect	Median Value	Mean of Detects	Standard Deviation
PCB Congeners	PCB-208	ng/kg	9	9	100%	682	4540	1160	1670	1270
PCB Congeners	PCB-209	ng/kg	9	9	100%	846	5640	1510	2210	1690
PCB Congeners	PCB-21/33	ng/kg	9	9	100%	2900	9890	7670	6730	2620
PCB Congeners	PCB-22	ng/kg	9	9	100%	3840	13500	9380	8760	3260
PCB Congeners	PCB-23	ng/kg	9	9	100%	9.04	28.7	25	21.6	7.09
PCB Congeners	PCB-24	ng/kg	9	5	56%	45	161	128	120	46.7
PCB Congeners	PCB-25	ng/kg	9	9	100%	1920	17500	5820	6720	4920
PCB Congeners	PCB-26/29	ng/kg	9	9	100%	3210	23400	8660	10200	6270
PCB Congeners	PCB-27	ng/kg	7	7	78%	897	3200	1810	2030	829
PCB Congeners	PCB-3	ng/kg	6	3	33%	7.67	19.7	11.1	12.8	6.2
PCB Congeners	PCB-31	ng/kg	9	9	100%	10600	54100	25400	26300	13700
PCB Congeners	PCB-32	ng/kg	9	9	100%	2960	12700	7370	7490	3300
PCB Congeners	PCB-34	ng/kg	9	9	100%	123	806	374	375	210
PCB Congeners	PCB-37	ng/kg	9	9	100%	268	2490	572	864	800
PCB Congeners	PCB-38	ng/kg	9	9	100%	9.72	55.7	42.3	39.1	16.1
PCB Congeners	PCB-39	ng/kg	9	9	100%	82.6	372	196	205	101
PCB Congeners	PCB-4	ng/kg	9	9	100%	643	3510	1450	1770	1010
PCB Congeners	PCB-40/71	ng/kg	9	9	100%	12900	57200	27600	30900	14200
PCB Congeners	PCB-41	ng/kg	6	5	56%	1350	3120	2410	2250	654
PCB Congeners	PCB-42	ng/kg	6	6	67%	8750	42800	18900	22800	13900
PCB Congeners	PCB-43	ng/kg	9	9	100%	1110	5780	2840	3040	1510
PCB Congeners	PCB-44/47/65	ng/kg	9	9	100%	39700	148000	79300	86500	36700
PCB Congeners	PCB-45	ng/kg	9	9	100%	1880	9790	5690	5910	2730
PCB Congeners	PCB-46	ng/kg	9	9	100%	936	4500	2420	2480	1160
PCB Congeners	PCB-48	ng/kg	9	9	100%	3730	17500	9740	10200	4620
PCB Congeners	PCB-49/69	ng/kg	9	9	100%	33500	127000	60100	68000	30600
PCB Congeners	PCB-5	ng/kg	9	9	100%	4.85	34.2	14.7	15.5	9.35
PCB Congeners	PCB-50/53	ng/kg	9	9	100%	4220	18600	10100	10600	4740
PCB Congeners	PCB-51	ng/kg	9	9	100%	3090	13600	7970	8180	3320
PCB Congeners	PCB-52	ng/kg	9	9	100%	46000	173000	88700	94600	41200
PCB Congeners	PCB-54	ng/kg	9	9	100%	150	866	402	432	245
PCB Congeners	PCB-55	ng/kg	6	4	44%	253	1380	357.5	587	532
PCB Congeners	PCB-56	ng/kg	6	6	67%	10800	41600	17450	22400	12400
PCB Congeners	PCB-57	ng/kg	6	6	67%	146	811	311	398	264
PCB Congeners	PCB-58	ng/kg	6	6	67%	149	821	262	382	275
PCB Congeners	PCB-6	ng/kg	9	9	100%	209	2740	539	781	780
PCB Congeners	PCB-60	ng/kg	9	9	100%	5030	15500	8490	9010	3440
PCB Congeners	PCB-61/70/74/76	ng/kg	9	9	100%	73400	229000	112000	125000	52500
PCB Congeners	PCB-62/75	ng/kg	9	9	100%	2540	11700	6030	6610	3120
PCB Congeners	PCB-63	ng/kg	6	6	67%	1690	7800	3100	3930	2450
PCB Congeners	PCB-64	ng/kg	9	9	100%	13700	57500	28400	31500	14400
PCB Congeners	PCB-66	ng/kg	6	6	67%	45900	147000	69050	83400	42000
PCB Congeners	PCB-67	ng/kg	9	9	100%	775	4140	1980	2130	1100
PCB Congeners	PCB-68	ng/kg	6	6	67%	488	2050	865	1110	665
PCB Congeners	PCB-7	ng/kg	9	9	100%	18.4	143	42.7	55.6	41.1
PCB Congeners	PCB-72	ng/kg	6	6	67%	617	2900	986	1420	977
PCB Congeners	PCB-73	ng/kg	9	6	67%	146	359	290	268	86.2
PCB Congeners	PCB-77	ng/kg	9	9	100%	1540	7220	3160	3590	2070
PCB Congeners	PCB-79	ng/kg	9	9	100%	228	1050	565	587	273
PCB Congeners	PCB-8	ng/kg	9	9	100%	509	3390	1180	1490	968
PCB Congeners	PCB-80	ng/kg	9	3	33%	4.66	12	9.09	8.58	3.7
PCB Congeners	PCB-81	ng/kg	9	9	100%	70.3	267	146	155	69.2
PCB Congeners	PCB-82	ng/kg	6	6	67%	3270	11400	6940	7210	3770
PCB Congeners	PCB-83	ng/kg	6	6	67%	1690	6060	4065	3920	1980
PCB Congeners	PCB-84	ng/kg	9	9	100%	5680	25400	11600	13900	6920
PCB Congeners	PCB-85/116/117	ng/kg	9	9	100%	8000	31500	13500	16900	8620
PCB Congeners	PCB-86/87/97/109/119/125	ng/kg	9	9	100%	21000	84100	37100	45800	22600
PCB Congeners	PCB-89	ng/kg	9	9	100%	346	1630	737	851	432
PCB Congeners	PCB-9	ng/kg	9	9	100%	32.2	253	86.9	110	76.4
PCB Congeners	PCB-90/101/113	ng/kg	6	6	67%	44200	155000	85850	91800	45600
PCB Congeners	PCB-91	ng/kg	9	9	100%	5510	26100	11200	13700	7150
PCB Congeners	PCB-92	ng/kg	6	6	67%	7540	31200	16350	17600	9840
PCB Congeners	PCB-93/100	ng/kg	9	9	100%	1230	9390	3570	4020	2340
PCB Congeners	PCB-94	ng/kg	9	9	100%	378	2090	904	1010	507
PCB Congeners	PCB-95	ng/kg	9	9	100%	25500	86100	45300	51200	21500
PCB Congeners	PCB-96	ng/kg	9	9	100%	204	1290	535	628	348
PCB Congeners	PCB-98/102	ng/kg	9	9	100%	1640	8640	3650	4320	2280
PCB Congeners	PCB-99	ng/kg	6	6	67%	29200	118000	55000	64100	36200

Table 3-14
Statistical Summary of Detected Analytes by Zone - White Perch (Whole Body)

Parameter Group	Analyte	Units	Number of Valid Results[1]	Number of Detects	Detection Frequency	Minimum Detect	Maximum Detect	Median Value	Mean of Detects	Standard Deviation
PCB Congeners	Total PCB Congeners (209)	ng/kg	9	9	100%	958000	3530000	1140000	1700000	959000
Pesticides	2,4'-DDD	pg/g	9	9	100%	13500	100000	40100	44700	27700
Pesticides	2,4'-DDE	pg/g	9	9	100%	7980	20800	12200	12800	3870
Pesticides	2,4'-DDT	pg/g	9	9	100%	437	22100	1360	4530	7320
Pesticides	4,4'-DDD	pg/g	9	9	100%	56800	259000	124000	131000	62900
Pesticides	4,4'-DDE	pg/g	9	9	100%	103000	271000	152000	171000	56200
Pesticides	4,4'-DDT	pg/g	9	9	100%	2550	59900	6540	15200	19300
Pesticides	Aldrin	pg/g	9	9	100%	46.5	189	99.2	107	53.5
Pesticides	Alpha BHC	pg/g	9	8	89%	25.6	439	78.2	138	148
Pesticides	Beta BHC	pg/g	9	7	78%	21.3	184	63.1	77.1	59.9
Pesticides	Cis-Chlordane	pg/g	9	9	100%	23800	93300	54200	54300	25600
Pesticides	Cis-Nonachlor	pg/g	9	9	100%	9660	28700	15900	17200	7050
Pesticides	Delta BHC	pg/g	9	1	11%	7.51	7.51	NA	NA	NA
Pesticides	Dieldrin	pg/g	9	9	100%	7390	22500	10700	13100	4990
Pesticides	Endosulfan Sulfate	pg/g	9	2	22%	53.1	102	77.55	77.6	34.6
Pesticides	Endrin	pg/g	9	4	44%	35.8	109	59.05	65.7	30.9
Pesticides	Endrin Ketone	pg/g	9	2	22%	163	719	441	441	393
Pesticides	Gamma BHC (Lindane)	pg/g	9	9	100%	30.4	91.2	46.2	50.2	20.2
Pesticides	Heptachlor	pg/g	9	8	89%	22.4	46.1	28.5	30.5	8.65
Pesticides	Heptachlor Epoxide	pg/g	9	9	100%	1460	8750	3440	3830	2380
Pesticides	Hexachlorobenzene	pg/g	9	9	100%	1380	6210	2620	3000	1600
Pesticides	Mirex	pg/g	9	9	100%	214	692	364	413	162
Pesticides	Oxychlordane	pg/g	9	9	100%	2390	12300	4460	5630	3040
Pesticides	Trans-Chlordane	pg/g	9	9	100%	6110	22900	12400	13100	6370
Pesticides	Trans-Nonachlor	pg/g	9	9	100%	25100	66100	47900	46100	15700
Pesticides	Total Alpha + Gamma Chlordane	pg/g	9	9	100%	30700	114000	66600	67400	31500
Pesticides	Total DDT (2,4)	pg/g	9	9	100%	22400	134000	51300	61900	35500
Pesticides	Total DDT (4,4)	pg/g	9	9	100%	165000	470000	334000	318000	106000
Pesticides	Total DDT (2,4 & 4,4)	pg/g	9	9	100%	187000	604000	375000	380000	138000
Physical Parameters	Moisture (Water) Content	%	9	9	100%	232	342	300	291	39.5
Physical Parameters	Percent Moisture	%	9	9	100%	69.9	77.4	75	74.2	2.73
Semivolatiles	1-Methylnaphthalene	ug/kg	9	3	33%	9	48	10	22.3	22.2
Semivolatiles	2,6-Dinitrotoluene	ug/kg	9	1	11%	390	390	NA	NA	NA
Semivolatiles	2-Methylnaphthalene	ug/kg	9	3	33%	11	87	12	36.7	43.6
Semivolatiles	Acenaphthene	ug/kg	9	4	44%	14	52	16	24.5	18.4
Semivolatiles	Acenaphthylene	ug/kg	9	1	11%	19	19	NA	NA	NA
Semivolatiles	Anthracene	ug/kg	9	1	11%	14	14	NA	NA	NA
Semivolatiles	Atrazine	ug/kg	9	1	11%	1100	1100	NA	NA	NA
Semivolatiles	Benzyl Butyl Phthalate	ug/kg	9	1	11%	1600	1600	NA	NA	NA
Semivolatiles	C1-Naphthalenes	ug/kg	9	3	33%	14	90	16	40	43.3
Semivolatiles	C2-Naphthalenes	ug/kg	9	5	56%	16	62	22	29.6	18.5
Semivolatiles	C3-Naphthalenes	ug/kg	9	3	33%	13	40	21	24.7	13.9
Semivolatiles	Di-N-Butyl Phthalate	ug/kg	9	1	11%	1600	1600	NA	NA	NA
Semivolatiles	Fluoranthene	ug/kg	9	4	44%	8.8	19	14	14	4.24
Semivolatiles	Fluorene	ug/kg	9	3	33%	8.7	38	13	19.9	15.8
Semivolatiles	Naphthalene	ug/kg	9	9	100%	5.8	340	95	105	97
Semivolatiles	Phenanthrene	ug/kg	9	9	100%	11	62	17	22.1	15.4
Semivolatiles	Pyrene	ug/kg	9	1	11%	13	13	NA	NA	NA
Semivolatiles	Total HMW PAHs	ug/kg	9	4	44%	8.8	32	14	17.2	10.2
Semivolatiles	Total LMW PAHs	ug/kg	9	9	100%	50.5	612	111	161	172
Semivolatiles	Total PAHs	ug/kg	9	9	100%	50.5	644	111	169	181
CENTRAL ZONE										
Aroclor PCBs	Aroclor 1248	ug/kg	9	9	100%	240	860	710	661	209
Aroclor PCBs	Aroclor 1254	ug/kg	9	8	89%	340	790	685	636	161
Aroclor PCBs	Aroclor 1260	ug/kg	9	9	100%	110	320	210	207	64
Aroclor PCBs	Total Aroclor PCBs (Sum of 7 Aroclors)	ug/kg	9	9	100%	690	1890	1600	1430	449
Aroclor PCBs	Total Aroclor PCBs (Sum of 9 Aroclors)	ug/kg	9	9	100%	690	1890	1600	1430	449
Butyltins	Tributyltin	ug/kg	9	8	89%	2.3	8.6	4.1	4.41	1.86
Dioxins/Furans	1,2,3,4,6,7,8-HpCDD	ng/kg	9	9	100%	0.383	1.03	0.491	0.628	0.245
Dioxins/Furans	1,2,3,4,6,7,8-HpCDF	ng/kg	9	9	100%	2.15	26.9	4.04	7.66	8.2
Dioxins/Furans	1,2,3,4,7,8,9-HpCDF	ng/kg	9	7	78%	0.0736	0.224	0.0947	0.116	0.0544
Dioxins/Furans	1,2,3,4,7,8-HxCDD	ng/kg	9	9	100%	0.181	0.536	0.269	0.329	0.14
Dioxins/Furans	1,2,3,4,7,8-HxCDF	ng/kg	9	9	100%	0.99	7.24	3.02	3.24	2.1
Dioxins/Furans	1,2,3,6,7,8-HxCDD	ng/kg	9	9	100%	0.348	1.53	0.656	0.878	0.422
Dioxins/Furans	1,2,3,6,7,8-HxCDF	ng/kg	9	9	100%	1.84	16.1	3.14	6.13	5.65
Dioxins/Furans	1,2,3,7,8,9-HxCDD	ng/kg	9	9	100%	0.0615	0.328	0.132	0.184	0.104
Dioxins/Furans	1,2,3,7,8,9-HxCDF	ng/kg	9	8	89%	0.076	0.139	0.1095	0.11	0.0233
Dioxins/Furans	1,2,3,7,8-PCDD	ng/kg	9	7	78%	0.602	2.36	1.12	1.41	0.748

Table 3-14
Statistical Summary of Detected Analytes by Zone - White Perch (Whole Body)

Parameter Group	Analyte	Units	Number of Valid Results[1]	Number of Detects	Detection Frequency	Minimum Detect	Maximum Detect	Median Value	Mean of Detects	Standard Deviation
Dioxins/Furans	1,2,3,7,8-PCDF	ng/kg	9	9	100%	0.915	5.96	2.54	2.51	1.53
Dioxins/Furans	2,3,4,6,7,8-HxCDF	ng/kg	9	9	100%	0.167	0.587	0.438	0.383	0.149
Dioxins/Furans	2,3,4,7,8-PCDF	ng/kg	9	9	100%	3.84	11.4	8.14	7.98	2.27
Dioxins/Furans	2,3,7,8-TCDD	ng/kg	9	9	100%	15.7	75.5	52.3	43.2	24
Dioxins/Furans	2,3,7,8-TCDF	ng/kg	9	9	100%	3.91	10.1	6.32	6.49	2.04
Dioxins/Furans	OCDD	ng/kg	9	9	100%	1.12	2.48	1.57	1.55	0.451
Dioxins/Furans	OCDF	ng/kg	9	9	100%	0.17	0.87	0.534	0.518	0.248
Dioxins/Furans	Percent Lipids	%	9	9	100%	0.77	3	1.6	1.64	0.791
Metals	Aluminum	mg/kg	9	8	89%	11	40.1	17.95	20.1	8.75
Metals	Arsenic	mg/kg	9	9	100%	0.35	0.602	0.439	0.465	0.0998
Metals	Barium	mg/kg	9	9	100%	1.08	3.07	1.47	1.63	0.611
Metals	Calcium	mg/kg	9	9	100%	14800	27200	19100	19500	3640
Metals	Chromium	mg/kg	9	7	78%	0.151	0.887	0.267	0.348	0.262
Metals	Cobalt	mg/kg	9	7	78%	0.0205	0.0311	0.023	0.0237	0.00358
Metals	Copper	mg/kg	9	9	100%	2.71	23	6.5	7.9	6.27
Metals	Iron	mg/kg	9	9	100%	26.8	49.8	41	39.4	8.17
Metals	Lead	mg/kg	9	8	89%	0.197	0.27	0.2265	0.229	0.0264
Metals	Magnesium	mg/kg	9	9	100%	517	750	624	619	77.5
Metals	Manganese	mg/kg	9	9	100%	2.56	6.98	3.5	4.4	1.58
Metals	Mercury	ng/g	9	9	100%	63.9	179	119	121	39.4
Metals	Methyl Mercury	ng/g	9	9	100%	83.4	216	145	141	43
Metals	Nickel	mg/kg	9	2	22%	0.512	0.685	0.5985	0.599	0.122
Metals	Potassium	mg/kg	9	9	100%	2950	4340	3240	3390	455
Metals	Selenium	mg/kg	9	9	100%	0.754	1.59	0.865	0.93	0.256
Metals	Silver	mg/kg	9	9	100%	0.0798	0.466	0.149	0.171	0.12
Metals	Sodium	mg/kg	9	9	100%	1490	2230	1770	1780	268
Metals	Titanium	mg/kg	9	2	22%	0.349	1.03	0.6895	0.69	0.482
Metals	Zinc	mg/kg	9	9	100%	25.3	41.8	28.8	30.1	5.02
PCB Congeners	PCB-1	ng/kg	9	9	100%	40.2	218	77	93.4	54.4
PCB Congeners	PCB-10	ng/kg	9	9	100%	53.4	240	133	132	55.9
PCB Congeners	PCB-103	ng/kg	9	9	100%	490	2210	1130	1190	522
PCB Congeners	PCB-104	ng/kg	9	9	100%	81.2	443	236	221	119
PCB Congeners	PCB-105	ng/kg	5	5	56%	7450	16700	11300	12400	3660
PCB Congeners	PCB-106	ng/kg	9	1	11%	26.5	26.5	NA	NA	NA
PCB Congeners	PCB-107	ng/kg	9	9	100%	2110	5830	3920	3940	1090
PCB Congeners	PCB-108/124	ng/kg	9	9	100%	825	2440	1540	1600	497
PCB Congeners	PCB-11	ng/kg	9	9	100%	50.3	294	95.1	117	70.2
PCB Congeners	PCB-110/115	ng/kg	4	4	44%	27400	65300	43100	44700	15600
PCB Congeners	PCB-111	ng/kg	9	9	100%	36.2	152	70.5	75	33.1
PCB Congeners	PCB-112	ng/kg	9	3	33%	179	290	205	225	58.1
PCB Congeners	PCB-114	ng/kg	9	9	100%	567	1560	1040	1030	285
PCB Congeners	PCB-118	ng/kg	9	9	100%	28600	85600	48300	50700	15500
PCB Congeners	PCB-12/13	ng/kg	9	9	100%	15	44.3	18.7	21.6	8.98
PCB Congeners	PCB-120	ng/kg	9	9	100%	167	731	316	359	162
PCB Congeners	PCB-121	ng/kg	9	9	100%	23.3	108	51.8	53.7	25.5
PCB Congeners	PCB-122	ng/kg	9	9	100%	226	726	447	444	138
PCB Congeners	PCB-123	ng/kg	9	9	100%	556	1720	1070	1040	333
PCB Congeners	PCB-126	ng/kg	3	3	33%	67.8	113	93.3	91.4	22.7
PCB Congeners	PCB-127	ng/kg	9	9	100%	39.1	111	64.6	65.7	24.9
PCB Congeners	PCB-128/166	ng/kg	9	9	100%	3450	11700	5300	6190	2450
PCB Congeners	PCB-129/138/163	ng/kg	9	9	100%	34600	114000	47800	58000	24500
PCB Congeners	PCB-130	ng/kg	9	9	100%	1520	5710	2360	2800	1240
PCB Congeners	PCB-131	ng/kg	9	9	100%	208	917	342	408	210
PCB Congeners	PCB-132	ng/kg	9	9	100%	5360	22100	9050	10700	5010
PCB Congeners	PCB-133	ng/kg	9	9	100%	647	1860	1240	1210	409
PCB Congeners	PCB-134	ng/kg	9	9	100%	936	4250	1790	2040	996
PCB Congeners	PCB-135/151	ng/kg	9	9	100%	8210	35300	15700	17300	8230
PCB Congeners	PCB-136	ng/kg	9	9	100%	1850	8640	3830	4240	2010
PCB Congeners	PCB-137	ng/kg	9	9	100%	1300	5090	2090	2450	1150
PCB Congeners	PCB-139/140	ng/kg	9	9	100%	481	2190	842	991	507
PCB Congeners	PCB-141	ng/kg	9	9	100%	3990	11700	7220	7470	2700
PCB Congeners	PCB-142	ng/kg	9	6	67%	4.1	23.9	11.2	11.6	6.71
PCB Congeners	PCB-143	ng/kg	9	6	67%	64.1	225	159	146	56.1
PCB Congeners	PCB-144	ng/kg	9	9	100%	929	4170	1760	1990	987
PCB Congeners	PCB-145	ng/kg	9	9	100%	8.6	34.4	15.5	16.9	8.08
PCB Congeners	PCB-146	ng/kg	4	4	44%	5290	11800	7370	7960	2770
PCB Congeners	PCB-147/149	ng/kg	9	9	100%	17700	81500	30000	35600	19100
PCB Congeners	PCB-148	ng/kg	9	9	100%	103	498	240	243	121

Table 3-14
Statistical Summary of Detected Analytes by Zone - White Perch (Whole Body)

Parameter Group	Analyte	Units	Number of Valid Results[1]	Number of Detects	Detection Frequency	Minimum Detect	Maximum Detect	Median Value	Mean of Detects	Standard Deviation
PCB Congeners	PCB-15	ng/kg	9	2	22%	32.8	68.2	50.5	50.5	25
PCB Congeners	PCB-150	ng/kg	9	9	100%	86	454	216	224	111
PCB Congeners	PCB-152	ng/kg	9	9	100%	34.1	169	89.8	88.8	43.6
PCB Congeners	PCB-153/168	ng/kg	9	9	100%	33600	131000	48100	59800	29600
PCB Congeners	PCB-154	ng/kg	9	9	100%	725	3540	1750	1760	859
PCB Congeners	PCB-155	ng/kg	9	9	100%	206	860	553	487	239
PCB Congeners	PCB-156/157	ng/kg	9	9	100%	2710	7130	4690	4750	1450
PCB Congeners	PCB-158	ng/kg	9	9	100%	2420	9180	3800	4490	2050
PCB Congeners	PCB-16	ng/kg	9	9	100%	926	5290	3360	3060	1360
PCB Congeners	PCB-161	ng/kg	5	1	11%	26.6	26.6	NA	NA	NA
PCB Congeners	PCB-162	ng/kg	9	9	100%	275	730	380	405	131
PCB Congeners	PCB-164	ng/kg	9	9	100%	1380	6180	2410	2770	1460
PCB Congeners	PCB-165	ng/kg	4	4	44%	24.7	52.8	34.85	36.8	12.3
PCB Congeners	PCB-167	ng/kg	9	9	100%	1050	2560	1720	1780	495
PCB Congeners	PCB-17	ng/kg	9	9	100%	1960	9460	6480	5840	2250
PCB Congeners	PCB-170	ng/kg	9	9	100%	5460	19100	9410	10300	4240
PCB Congeners	PCB-171/173	ng/kg	4	4	44%	1590	3520	2255	2410	814
PCB Congeners	PCB-172	ng/kg	9	9	100%	1100	4210	1890	2120	953
PCB Congeners	PCB-174	ng/kg	5	5	56%	3190	12700	4520	6300	3860
PCB Congeners	PCB-175	ng/kg	5	5	56%	275	1190	436	583	365
PCB Congeners	PCB-176	ng/kg	9	9	100%	432	2010	883	954	475
PCB Congeners	PCB-177	ng/kg	4	4	44%	2550	5370	3920	3940	1160
PCB Congeners	PCB-178	ng/kg	5	5	56%	1650	7040	2440	3400	2160
PCB Congeners	PCB-179	ng/kg	9	9	100%	1650	7540	3440	3660	1820
PCB Congeners	PCB-18/30	ng/kg	9	9	100%	2760	15400	10100	9400	3900
PCB Congeners	PCB-180/193	ng/kg	9	9	100%	16000	54000	25400	29300	12300
PCB Congeners	PCB-181	ng/kg	4	4	44%	59.9	137	88.45	93.5	32.9
PCB Congeners	PCB-182	ng/kg	5	5	56%	46.4	249	81.5	109	82.3
PCB Congeners	PCB-183/185	ng/kg	5	5	56%	4780	19100	7180	9610	5750
PCB Congeners	PCB-184	ng/kg	9	9	100%	31.7	169	72.8	75.6	41.5
PCB Congeners	PCB-186	ng/kg	9	2	22%	2.21	4.1	3.155	3.16	1.34
PCB Congeners	PCB-187	ng/kg	5	5	56%	12000	53500	16900	24900	16900
PCB Congeners	PCB-188	ng/kg	9	9	100%	46.2	178	103	102	41.7
PCB Congeners	PCB-189	ng/kg	9	9	100%	220	606	388	397	130
PCB Congeners	PCB-19	ng/kg	9	9	100%	459	1930	1050	1080	424
PCB Congeners	PCB-190	ng/kg	9	9	100%	1220	3830	2250	2320	879
PCB Congeners	PCB-191	ng/kg	9	9	100%	234	843	402	450	195
PCB Congeners	PCB-192	ng/kg	9	7	78%	3.35	10	7.56	6.98	2.48
PCB Congeners	PCB-194	ng/kg	9	9	100%	2640	7990	3940	4600	1710
PCB Congeners	PCB-195	ng/kg	9	9	100%	912	2490	1560	1640	560
PCB Congeners	PCB-196	ng/kg	9	9	100%	1440	4390	2360	2670	999
PCB Congeners	PCB-197/200	ng/kg	9	9	100%	247	832	410	476	212
PCB Congeners	PCB-198/199	ng/kg	9	9	100%	3610	12200	6270	6870	2640
PCB Congeners	PCB-2	ng/kg	9	7	78%	4	10.4	5.25	5.64	2.23
PCB Congeners	PCB-20/28	ng/kg	9	9	100%	10400	60600	24700	27500	13900
PCB Congeners	PCB-201	ng/kg	9	9	100%	400	1280	766	779	274
PCB Congeners	PCB-202	ng/kg	9	9	100%	1170	3990	2120	2230	854
PCB Congeners	PCB-203	ng/kg	9	9	100%	2570	8450	4440	4910	1920
PCB Congeners	PCB-204	ng/kg	9	8	89%	4.86	16	10.95	10.6	3.44
PCB Congeners	PCB-205	ng/kg	9	9	100%	117	373	219	227	82.6
PCB Congeners	PCB-206	ng/kg	9	9	100%	1560	5750	2820	3130	1270
PCB Congeners	PCB-207	ng/kg	9	9	100%	156	565	299	326	127
PCB Congeners	PCB-208	ng/kg	9	9	100%	490	2070	1010	1050	459
PCB Congeners	PCB-209	ng/kg	9	9	100%	632	1990	1340	1300	437
PCB Congeners	PCB-21/33	ng/kg	9	9	100%	1320	7840	3780	3850	1940
PCB Congeners	PCB-22	ng/kg	9	9	100%	1940	9360	4430	4810	2110
PCB Congeners	PCB-23	ng/kg	9	9	100%	4.86	21	12.5	11.6	4.87
PCB Congeners	PCB-24	ng/kg	9	3	33%	84.3	170	99.2	118	45.8
PCB Congeners	PCB-25	ng/kg	9	9	100%	1180	6910	3500	3680	1680
PCB Congeners	PCB-26/29	ng/kg	9	9	100%	1830	9070	5280	5330	2080
PCB Congeners	PCB-27	ng/kg	9	9	100%	544	1930	1240	1240	438
PCB Congeners	PCB-3	ng/kg	9	4	44%	8.89	17.7	11.25	12.3	3.79
PCB Congeners	PCB-31	ng/kg	9	9	100%	5650	36600	14400	16100	8520
PCB Congeners	PCB-32	ng/kg	9	9	100%	1670	8130	5190	4850	1870
PCB Congeners	PCB-34	ng/kg	9	9	100%	77.6	428	228	216	96.7
PCB Congeners	PCB-37	ng/kg	9	9	100%	237	1020	314	414	252
PCB Congeners	PCB-38	ng/kg	9	9	100%	12.2	32.3	20.8	20.5	5.79
PCB Congeners	PCB-39	ng/kg	9	9	100%	49.8	186	107	103	39.1

Table 3-14
Statistical Summary of Detected Analytes by Zone - White Perch (Whole Body)

Parameter Group	Analyte	Units	Number of Valid Results[1]	Number of Detects	Detection Frequency	Minimum Detect	Maximum Detect	Median Value	Mean of Detects	Standard Deviation
PCB Congeners	PCB-4	ng/kg	9	9	100%	447	2460	1070	1210	608
PCB Congeners	PCB-40/71	ng/kg	9	9	100%	7780	30200	20100	20300	6720
PCB Congeners	PCB-41	ng/kg	9	9	100%	539	1680	1260	1210	406
PCB Congeners	PCB-42	ng/kg	9	9	100%	5520	20800	15100	14400	4800
PCB Congeners	PCB-43	ng/kg	9	9	100%	717	3020	2020	1960	710
PCB Congeners	PCB-44/47/65	ng/kg	9	9	100%	23400	85000	56500	58400	19600
PCB Congeners	PCB-45	ng/kg	9	9	100%	1420	6500	3680	3730	1500
PCB Congeners	PCB-46	ng/kg	9	9	100%	552	2470	1750	1580	583
PCB Congeners	PCB-48	ng/kg	9	9	100%	2350	9650	6730	6540	2380
PCB Congeners	PCB-49/69	ng/kg	9	9	100%	18400	63700	45900	45100	13800
PCB Congeners	PCB-5	ng/kg	9	9	100%	3.48	17	8.28	9.27	4.21
PCB Congeners	PCB-50/53	ng/kg	9	9	100%	2570	10200	8290	7330	2670
PCB Congeners	PCB-51	ng/kg	9	9	100%	2050	12100	6730	6230	3080
PCB Congeners	PCB-52	ng/kg	9	9	100%	25000	88000	60000	60500	18900
PCB Congeners	PCB-54	ng/kg	9	9	100%	86	663	305	312	189
PCB Congeners	PCB-55	ng/kg	9	8	89%	133	491	295.5	291	104
PCB Congeners	PCB-56	ng/kg	9	9	100%	5870	25000	13900	13900	5120
PCB Congeners	PCB-57	ng/kg	9	8	89%	98.9	308	258	246	70.1
PCB Congeners	PCB-58	ng/kg	9	9	100%	113	389	270	257	84.8
PCB Congeners	PCB-6	ng/kg	8	8	89%	116	708	290.5	331	185
PCB Congeners	PCB-60	ng/kg	9	9	100%	2500	8410	5350	5290	1630
PCB Congeners	PCB-61/70/74/76	ng/kg	9	9	100%	34300	142000	73100	76100	28500
PCB Congeners	PCB-62/75	ng/kg	9	9	100%	1770	6640	4380	4480	1550
PCB Congeners	PCB-63	ng/kg	9	9	100%	997	3190	2300	2240	653
PCB Congeners	PCB-64	ng/kg	9	9	100%	8070	32100	20100	20800	7020
PCB Congeners	PCB-66	ng/kg	9	9	100%	22500	86700	48000	49500	17200
PCB Congeners	PCB-67	ng/kg	9	9	100%	552	2140	1290	1270	458
PCB Congeners	PCB-68	ng/kg	9	8	89%	326	1060	756	764	216
PCB Congeners	PCB-7	ng/kg	8	8	89%	9.78	57.6	22.7	27.5	15.2
PCB Congeners	PCB-72	ng/kg	9	8	89%	406	1340	906.5	948	287
PCB Congeners	PCB-73	ng/kg	9	8	89%	96.7	326	180	187	79.5
PCB Congeners	PCB-77	ng/kg	9	9	100%	946	3880	2090	2090	794
PCB Congeners	PCB-79	ng/kg	9	9	100%	170	527	333	335	102
PCB Congeners	PCB-8	ng/kg	9	9	100%	309	1710	598	825	438
PCB Congeners	PCB-80	ng/kg	9	4	44%	3.86	10.1	4.95	5.97	2.85
PCB Congeners	PCB-81	ng/kg	9	8	89%	43.1	144	82.15	85	28.7
PCB Congeners	PCB-82	ng/kg	9	9	100%	1970	7280	4090	4330	1570
PCB Congeners	PCB-83	ng/kg	9	9	100%	1090	5130	2370	2670	1130
PCB Congeners	PCB-84	ng/kg	9	9	100%	3840	16900	8200	9200	3760
PCB Congeners	PCB-85/116/117	ng/kg	9	9	100%	5480	20600	10900	11500	4320
PCB Congeners	PCB-86/87/97/109/119/125	ng/kg	9	9	100%	14100	59000	26900	30900	12900
PCB Congeners	PCB-89	ng/kg	9	9	100%	220	993	549	550	222
PCB Congeners	PCB-9	ng/kg	8	8	89%	17.8	109	42.8	52.9	29.4
PCB Congeners	PCB-90/101/113	ng/kg	9	9	100%	27900	111000	48500	56200	23900
PCB Congeners	PCB-91	ng/kg	9	9	100%	4140	17300	8660	9430	3730
PCB Congeners	PCB-92	ng/kg	9	9	100%	5120	21200	9300	10700	4650
PCB Congeners	PCB-93/100	ng/kg	9	9	100%	1140	5120	2740	2850	1340
PCB Congeners	PCB-94	ng/kg	9	9	100%	276	1230	670	693	292
PCB Congeners	PCB-95	ng/kg	9	9	100%	15200	55100	34100	34100	11700
PCB Congeners	PCB-96	ng/kg	9	9	100%	150	687	410	416	167
PCB Congeners	PCB-98/102	ng/kg	9	9	100%	1230	5390	2740	2980	1210
PCB Congeners	PCB-99	ng/kg	9	9	100%	19000	74900	34800	39300	16000
PCB Congeners	Total PCB Congeners (209)	ng/kg	9	9	100%	569000	1780000	1030000	1140000	378000
Pesticides	2,4'-DDD	pg/g	9	9	100%	5880	85200	18000	29600	26600
Pesticides	2,4'-DDE	pg/g	9	9	100%	4570	16400	8560	8560	3790
Pesticides	2,4'-DDT	pg/g	9	9	100%	240	8450	1100	2590	3090
Pesticides	4,4'-DDD	pg/g	9	9	100%	19800	207000	63400	86800	59500
Pesticides	4,4'-DDE	pg/g	9	9	100%	70600	275000	93700	114000	62900
Pesticides	4,4'-DDT	pg/g	9	9	100%	1620	21200	5300	8730	7590
Pesticides	Aldrin	pg/g	9	9	100%	33.3	135	49.3	67.3	35.3
Pesticides	Alpha BHC	pg/g	8	8	89%	19.7	107	40.1	51.4	30.7
Pesticides	Beta BHC	pg/g	9	9	100%	16.1	68.1	21.5	31.2	17.7
Pesticides	Cis-Chlordane	pg/g	9	9	100%	11000	70600	30900	35100	21500
Pesticides	Cis-Nonachlor	pg/g	9	9	100%	8490	19200	9450	11400	3600
Pesticides	Delta BHC	pg/g	9	1	11%	6.67	6.67	NA	NA	NA
Pesticides	Dieldrin	pg/g	9	9	100%	5590	21500	7970	9520	4750
Pesticides	Endosulfan Sulfate	pg/g	9	2	22%	102	124	113	113	15.6
Pesticides	Endrin	pg/g	9	6	67%	26.9	109	56.65	58.9	30.4

Table 3-14
Statistical Summary of Detected Analytes by Zone - White Perch (Whole Body)

Parameter Group	Analyte	Units	Number of Valid Results[1]	Number of Detects	Detection Frequency	Minimum Detect	Maximum Detect	Median Value	Mean of Detects	Standard Deviation
Pesticides	Gamma BHC (Lindane)	pg/g	9	9	100%	17.7	48.1	23.9	28.7	11.3
Pesticides	Heptachlor	pg/g	9	8	89%	10.4	40.8	17.6	21.9	11.1
Pesticides	Heptachlor Epoxide	pg/g	9	9	100%	1010	7900	2010	2970	2270
Pesticides	Hexachlorobenzene	pg/g	9	9	100%	1070	4640	1870	2070	1120
Pesticides	Mirex	pg/g	9	9	100%	133	545	239	261	119
Pesticides	Oxychlordane	pg/g	9	9	100%	2290	9120	3140	4230	2400
Pesticides	Trans-Chlordane	pg/g	9	9	100%	4950	18200	8060	9580	5040
Pesticides	Trans-Heptachlor Epoxide	pg/g	9	1	11%	4620	4620	NA	NA	NA
Pesticides	Trans-Nonachlor	pg/g	9	9	100%	20200	44700	22200	28300	10100
Pesticides	Total Alpha + Gamma Chlordane	pg/g	9	9	100%	16000	86900	39000	44600	26400
Pesticides	Total DDT (2,4)	pg/g	9	9	100%	10700	104000	26400	40800	31900
Pesticides	Total DDT (4,4)	pg/g	9	9	100%	92000	430000	160000	209000	113000
Pesticides	Total DDT (2,4 & 4,4)	pg/g	9	9	100%	103000	499000	195000	250000	142000
Physical Parameters	Moisture (Water) Content	%	9	9	100%	237	339	312	303	38.7
Physical Parameters	Percent Moisture	%	9	9	100%	70.3	77.2	75.8	75	2.65
Semivolatiles	2-Methylnaphthalene	ug/kg	9	1	11%	5.9	5.9	NA	NA	NA
Semivolatiles	Acenaphthene	ug/kg	9	2	22%	6.2	7.8	7	7	1.13
Semivolatiles	C1-Naphthalenes	ug/kg	9	2	22%	6.8	7.1	6.95	6.95	0.212
Semivolatiles	C2-Naphthalenes	ug/kg	9	4	44%	8.3	14	9.75	10.5	2.67
Semivolatiles	C3-Naphthalenes	ug/kg	9	4	44%	5.5	11	7.35	7.8	2.33
Semivolatiles	Fluorene	ug/kg	9	1	11%	6.6	6.6	NA	NA	NA
Semivolatiles	Phenanthrene	ug/kg	9	3	33%	6.1	11	6.5	7.87	2.72
Semivolatiles	Total LMW PAHs	ug/kg	9	3	33%	6.1	25.4	18.6	16.7	9.79
Semivolatiles	Total PAHs	ug/kg	9	3	33%	6.1	25.4	18.6	16.7	9.79
SOUTH ZONE										
Aroclor PCBs	Aroclor 1248	ug/kg	9	9	100%	280	1450	550	651	339
Aroclor PCBs	Aroclor 1254	ug/kg	9	8	89%	400	1335	840	823	285
Aroclor PCBs	Aroclor 1260	ug/kg	9	9	100%	180	395	290	296	85.6
Aroclor PCBs	Total Aroclor PCBs (Sum of 7 Aroclors)	ug/kg	9	9	100%	470	3180	1755	1680	766
Aroclor PCBs	Total Aroclor PCBs (Sum of 9 Aroclors)	ug/kg	9	9	100%	470	3180	1755	1680	766
Butyltins	Tributyltin	ug/kg	9	4	44%	1.8	2.1	1.9	1.93	0.15
Dioxins/Furans	1,2,3,4,6,7,8-HpCDD	ng/kg	9	9	100%	0.542	1.42	1.02	1.06	0.309
Dioxins/Furans	1,2,3,4,6,7,8-HpCDF	ng/kg	9	9	100%	2.56	9.69	4.25	5.35	2.6
Dioxins/Furans	1,2,3,4,7,8,9-HpCDF	ng/kg	9	3	33%	0.0872	0.194	0.125	0.135	0.0542
Dioxins/Furans	1,2,3,4,7,8-HxCDD	ng/kg	9	9	100%	0.263	0.73	0.611	0.555	0.167
Dioxins/Furans	1,2,3,4,7,8-HxCDF	ng/kg	9	9	100%	0.676	4.14	1.14	1.89	1.46
Dioxins/Furans	1,2,3,6,7,8-HxCDD	ng/kg	9	9	100%	0.935	2.77	1.85	1.76	0.585
Dioxins/Furans	1,2,3,6,7,8-HxCDF	ng/kg	9	9	100%	1.53	4.28	2.905	2.92	0.732
Dioxins/Furans	1,2,3,7,8,9-HxCDD	ng/kg	9	9	100%	0.217	0.546	0.3845	0.362	0.117
Dioxins/Furans	1,2,3,7,8,9-HxCDF	ng/kg	9	9	100%	0.0704	0.1645	0.0917	0.0997	0.0325
Dioxins/Furans	1,2,3,7,8-PCDD	ng/kg	9	7	78%	1.47	5	2.59	2.69	1.35
Dioxins/Furans	1,2,3,7,8-PCDF	ng/kg	9	9	100%	0.531	4.28	1.8	2.12	1.27
Dioxins/Furans	2,3,4,6,7,8-HxCDF	ng/kg	9	9	100%	0.245	0.6455	0.36	0.397	0.116
Dioxins/Furans	2,3,4,7,8-PCDF	ng/kg	9	9	100%	4.39	10.4	5.53	6.85	2.54
Dioxins/Furans	2,3,7,8-TCDD	ng/kg	9	9	100%	3.66	60.8	16	19	18.5
Dioxins/Furans	2,3,7,8-TCDF	ng/kg	9	9	100%	4.48	12.45	9.98	9.57	2.26
Dioxins/Furans	OCDD	ng/kg	9	9	100%	0.821	3.985	3.05	2.93	1.08
Dioxins/Furans	OCDF	ng/kg	9	9	100%	0.0583	0.727	0.153	0.237	0.209
Dioxins/Furans	Percent Lipids	%	9	9	100%	2.3	4.25	3.5	3.36	0.532
Metals	Aluminum	mg/kg	9	1	11%	7.49	7.49	NA	NA	NA
Metals	Arsenic	mg/kg	9	9	100%	0.41	0.885	0.56	0.599	0.143
Metals	Barium	mg/kg	9	9	100%	0.402	2	1.22	1.18	0.574
Metals	Calcium	mg/kg	9	9	100%	5490	22900	12000	12500	4960
Metals	Chromium	mg/kg	9	5	56%	0.0997	0.7655	0.109	0.247	0.291
Metals	Cobalt	mg/kg	9	5	56%	0.0214	0.02825	0.0232	0.024	0.00283
Metals	Copper	mg/kg	9	9	100%	14.1	50	23	26.6	10.9
Metals	Iron	mg/kg	9	9	100%	16.5	30.65	19.6	21.2	4.16
Metals	Lead	mg/kg	9	9	100%	0.0433	0.181	0.114	0.115	0.0433
Metals	Magnesium	mg/kg	9	9	100%	373	719	506	494	101
Metals	Manganese	mg/kg	9	9	100%	0.899	3.62	1.77	1.95	0.768
Metals	Mercury	ng/g	9	9	100%	98.2	287	125	145	59.7
Metals	Methyl Mercury	ng/g	9	9	100%	85.9	239	106	138	58.7
Metals	Potassium	mg/kg	9	9	100%	2710	3665	3250	3270	302
Metals	Selenium	mg/kg	9	9	100%	1.07	2.04	1.48	1.55	0.272
Metals	Silver	mg/kg	9	9	100%	0.216	0.889	0.416	0.478	0.219
Metals	Sodium	mg/kg	9	9	100%	1460	2020	1760	1760	184
Metals	Titanium	mg/kg	9	1	11%	0.24	0.24	NA	NA	NA
Metals	Zinc	mg/kg	9	9	100%	16.6	25	19.7	20.9	3.13

Table 3-14
Statistical Summary of Detected Analytes by Zone - White Perch (Whole Body)

Parameter Group	Analyte	Units	Number of Valid Results[1]	Number of Detects	Detection Frequency	Minimum Detect	Maximum Detect	Median Value	Mean of Detects	Standard Deviation
PCB Congeners	PCB-1	ng/kg	9	9	100%	111	721	166.5	247	191
PCB Congeners	PCB-10	ng/kg	9	9	100%	146	1180	228.5	374	331
PCB Congeners	PCB-103	ng/kg	9	9	100%	437	2700	836	1190	876
PCB Congeners	PCB-104	ng/kg	9	9	100%	42.2	600	94.7	176	190
PCB Congeners	PCB-105	ng/kg	9	9	100%	8360	26450	16600	16600	7260
PCB Congeners	PCB-106	ng/kg	9	1	11%	10.5	10.5	NA	NA	NA
PCB Congeners	PCB-107	ng/kg	9	9	100%	2420	8065	4810	4870	2220
PCB Congeners	PCB-108/124	ng/kg	9	9	100%	865	3190	1730	1880	953
PCB Congeners	PCB-11	ng/kg	9	9	100%	58.1	240.5	176	171	50.5
PCB Congeners	PCB-110/115	ng/kg	9	9	100%	30900	117000	59300	62900	32600
PCB Congeners	PCB-111	ng/kg	9	9	100%	53.4	187	92.4	95.7	46.6
PCB Congeners	PCB-112	ng/kg	9	5	56%	44.6	502	72.6	192	198
PCB Congeners	PCB-114	ng/kg	9	9	100%	629	2190	1180	1300	641
PCB Congeners	PCB-118	ng/kg	9	9	100%	33800	104450	75600	67700	26100
PCB Congeners	PCB-12/13	ng/kg	9	9	100%	11.9	64	32.9	36.1	16.6
PCB Congeners	PCB-120	ng/kg	9	9	100%	233	806	413	433	204
PCB Congeners	PCB-121	ng/kg	9	9	100%	28	138	47.5	63.5	41.9
PCB Congeners	PCB-122	ng/kg	9	9	100%	213	860.5	439	483	256
PCB Congeners	PCB-123	ng/kg	9	9	100%	639	1850	1240	1170	478
PCB Congeners	PCB-126	ng/kg	3	3	33%	78.6	238	99.2	139	86.7
PCB Congeners	PCB-127	ng/kg	9	9	100%	29.2	168	108	96.1	53.7
PCB Congeners	PCB-128/166	ng/kg	9	9	100%	3640	14200	7590	7540	3690
PCB Congeners	PCB-129/138/163	ng/kg	9	9	100%	40600	146000	87100	81400	38300
PCB Congeners	PCB-130	ng/kg	9	9	100%	1760	6330	3050	3320	1610
PCB Congeners	PCB-131	ng/kg	9	9	100%	191	994	421	472	286
PCB Congeners	PCB-132	ng/kg	9	9	100%	5120	25100	10200	11900	7000
PCB Congeners	PCB-133	ng/kg	9	9	100%	861	2750	1550	1610	735
PCB Congeners	PCB-134	ng/kg	9	9	100%	985	4820	2140	2290	1290
PCB Congeners	PCB-135/151	ng/kg	9	9	100%	9080	43400	16400	20900	12800
PCB Congeners	PCB-136	ng/kg	9	9	100%	2010	10300	3490	4690	2960
PCB Congeners	PCB-137	ng/kg	9	9	100%	1540	6180	3040	3210	1670
PCB Congeners	PCB-139/140	ng/kg	9	9	100%	559	2330	1020	1170	647
PCB Congeners	PCB-14	ng/kg	9	1	11%	0.832	0.832	NA	NA	NA
PCB Congeners	PCB-141	ng/kg	9	9	100%	4050	19200	8350	9400	5560
PCB Congeners	PCB-142	ng/kg	9	6	67%	3.96	22.7	6.5875	8.94	7
PCB Congeners	PCB-143	ng/kg	9	7	78%	46.5	347	196.5	176	120
PCB Congeners	PCB-144	ng/kg	9	9	100%	997	5170	1780	2410	1540
PCB Congeners	PCB-145	ng/kg	9	9	100%	7.83	47.1	15.1	19.7	13.4
PCB Congeners	PCB-146	ng/kg	8	8	89%	7130	25500	14125	14400	6900
PCB Congeners	PCB-147/149	ng/kg	9	9	100%	19400	82200	38600	42000	23000
PCB Congeners	PCB-148	ng/kg	9	9	100%	122	646	198	290	197
PCB Congeners	PCB-15	ng/kg	9	7	78%	52	162	97.9	99.3	38
PCB Congeners	PCB-150	ng/kg	9	9	100%	87.4	560	161.5	235	171
PCB Congeners	PCB-152	ng/kg	9	9	100%	27.1	282	44.5	90.7	92.9
PCB Congeners	PCB-153/168	ng/kg	9	9	100%	45200	150000	90700	85200	40200
PCB Congeners	PCB-154	ng/kg	9	9	100%	796	4050	1665	1990	1220
PCB Congeners	PCB-155	ng/kg	9	9	100%	88.9	1030	138	344	328
PCB Congeners	PCB-156/157	ng/kg	9	9	100%	3450	11400	6710	6700	3160
PCB Congeners	PCB-158	ng/kg	9	9	100%	2650	10400	4800	5440	3010
PCB Congeners	PCB-159	ng/kg	9	1	11%	8.53	8.53	NA	NA	NA
PCB Congeners	PCB-16	ng/kg	9	9	100%	1390	9780	2000	3440	2840
PCB Congeners	PCB-160	ng/kg	9	1	11%	24.7	24.7	NA	NA	NA
PCB Congeners	PCB-161	ng/kg	9	1	11%	7.21	7.21	NA	NA	NA
PCB Congeners	PCB-162	ng/kg	8	8	89%	298	908	482.5	562	271
PCB Congeners	PCB-164	ng/kg	9	9	100%	1480	6440	2920	3320	1900
PCB Congeners	PCB-165	ng/kg	9	9	100%	36.5	123	59.3	64.9	30
PCB Congeners	PCB-167	ng/kg	9	9	100%	1340	4050	2630	2530	1130
PCB Congeners	PCB-169	ng/kg	9	4	44%	3.45	10.8	6.325	6.73	3.19
PCB Congeners	PCB-17	ng/kg	9	9	100%	2880	16600	4160	6640	4820
PCB Congeners	PCB-170	ng/kg	9	9	100%	6370	34700	13900	14600	9400
PCB Congeners	PCB-171/173	ng/kg	7	7	78%	1790	9160	3780	4250	2710
PCB Congeners	PCB-172	ng/kg	9	9	100%	1340	6770	2790	3010	1830
PCB Congeners	PCB-174	ng/kg	7	7	78%	3320	18100	7855	9010	5640
PCB Congeners	PCB-175	ng/kg	8	8	89%	330	1610	496	720	474
PCB Congeners	PCB-176	ng/kg	9	9	100%	482	2260	955	1150	686
PCB Congeners	PCB-177	ng/kg	7	7	78%	2990	10000	5745	6190	2920
PCB Congeners	PCB-178	ng/kg	8	8	89%	2210	8630	4365	4730	2380
PCB Congeners	PCB-179	ng/kg	9	9	100%	1910	8980	3730	4480	2720

Table 3-14
Statistical Summary of Detected Analytes by Zone - White Perch (Whole Body)

Parameter Group	Analyte	Units	Number of Valid Results[1]	Number of Detects	Detection Frequency	Minimum Detect	Maximum Detect	Median Value	Mean of Detects	Standard Deviation
PCB Congeners	PCB-18/30	ng/kg	9	9	100%	4530	28800	7160	11500	8640
PCB Congeners	PCB-180/193	ng/kg	9	9	100%	20800	108000	43950	45600	28600
PCB Congeners	PCB-181	ng/kg	7	7	78%	74.3	350	164.5	179	105
PCB Congeners	PCB-182	ng/kg	7	7	78%	67.7	259	145	147	81.5
PCB Congeners	PCB-183/185	ng/kg	7	7	78%	5690	27900	12250	13400	8340
PCB Congeners	PCB-184	ng/kg	9	9	100%	32.6	125	51	67.1	37.8
PCB Congeners	PCB-186	ng/kg	9	5	56%	1.54	5.36	2.08	3.13	1.88
PCB Congeners	PCB-187	ng/kg	8	8	89%	15900	63900	33150	34600	17100
PCB Congeners	PCB-188	ng/kg	9	9	100%	61.2	259	107	131	66.9
PCB Congeners	PCB-189	ng/kg	9	9	100%	269	1510	565	628	401
PCB Congeners	PCB-19	ng/kg	9	9	100%	739	4820	1470	1780	1270
PCB Congeners	PCB-190	ng/kg	9	9	100%	1470	8690	3070	3500	2370
PCB Congeners	PCB-191	ng/kg	9	9	100%	271	1640	497	609	446
PCB Congeners	PCB-192	ng/kg	9	5	56%	2.02	10.4	2.55	5.12	3.88
PCB Congeners	PCB-194	ng/kg	9	9	100%	3090	29500	5830	8530	8400
PCB Congeners	PCB-195	ng/kg	9	9	100%	1040	10200	2065	2900	2880
PCB Congeners	PCB-196	ng/kg	9	9	100%	1700	15200	2910	4350	4290
PCB Congeners	PCB-197/200	ng/kg	9	9	100%	301	1950	554	732	533
PCB Congeners	PCB-198/199	ng/kg	9	9	100%	4610	31500	9370	11300	8510
PCB Congeners	PCB-2	ng/kg	9	8	89%	2.79	10.225	7.015	7.07	2.23
PCB Congeners	PCB-20/28	ng/kg	9	9	100%	12400	49900	17750	23800	13000
PCB Congeners	PCB-201	ng/kg	9	9	100%	541	3140	984	1230	832
PCB Congeners	PCB-202	ng/kg	9	9	100%	1740	5780	3130	3250	1470
PCB Congeners	PCB-203	ng/kg	9	9	100%	3170	24300	5930	8010	6690
PCB Congeners	PCB-204	ng/kg	9	9	100%	5.38	27.3	10.9	13.3	7.4
PCB Congeners	PCB-205	ng/kg	9	9	100%	145	1110	311	393	307
PCB Congeners	PCB-206	ng/kg	9	9	100%	2270	9370	5040	5290	2710
PCB Congeners	PCB-207	ng/kg	9	9	100%	238	929	437	483	243
PCB Congeners	PCB-208	ng/kg	9	9	100%	817	2900	1705	1730	774
PCB Congeners	PCB-209	ng/kg	8	8	89%	1130	4390	2692.5	2560	1130
PCB Congeners	PCB-21/33	ng/kg	9	9	100%	1590	7940	2240	3470	2400
PCB Congeners	PCB-22	ng/kg	9	9	100%	1950	8130	2640	3980	2540
PCB Congeners	PCB-23	ng/kg	9	9	100%	6.71	24	11.2	13.3	6.57
PCB Congeners	PCB-24	ng/kg	9	5	56%	45.5	380	55.955	152	149
PCB Congeners	PCB-25	ng/kg	9	9	100%	1250	9440	2190	3090	2620
PCB Congeners	PCB-26/29	ng/kg	9	9	100%	2190	13425	4220	5310	3620
PCB Congeners	PCB-27	ng/kg	9	9	100%	887	4360	1530	2050	1260
PCB Congeners	PCB-31	ng/kg	9	9	100%	7540	32350	11200	15100	9320
PCB Congeners	PCB-32	ng/kg	9	9	100%	2120	10800	3280	4830	3080
PCB Congeners	PCB-34	ng/kg	9	9	100%	83.6	448	115	176	122
PCB Congeners	PCB-37	ng/kg	9	9	100%	105	1650	581	740	491
PCB Congeners	PCB-38	ng/kg	9	9	100%	11.6	32.35	17.2	20	7.93
PCB Congeners	PCB-39	ng/kg	9	9	100%	58	230.65	95.1	110	59.2
PCB Congeners	PCB-4	ng/kg	9	9	100%	1280	8050	2355	2890	2120
PCB Congeners	PCB-40/71	ng/kg	9	9	100%	7830	32900	12500	17600	11000
PCB Congeners	PCB-41	ng/kg	9	9	100%	573	3010	859	1330	929
PCB Congeners	PCB-42	ng/kg	9	9	100%	5450	24310	8270	12000	7490
PCB Congeners	PCB-43	ng/kg	9	9	100%	728	3280	1230	1690	1110
PCB Congeners	PCB-44/47/65	ng/kg	9	9	100%	24900	97900	41500	52900	31100
PCB Congeners	PCB-45	ng/kg	9	9	100%	1510	7290	2120	3370	2280
PCB Congeners	PCB-46	ng/kg	9	9	100%	658	3240	1080	1570	1060
PCB Congeners	PCB-48	ng/kg	9	9	100%	2850	12200	4620	6230	3990
PCB Congeners	PCB-49/69	ng/kg	9	9	100%	21200	79150	38600	44900	25000
PCB Congeners	PCB-5	ng/kg	9	9	100%	4.3	26.4	7.2	10.9	7.55
PCB Congeners	PCB-50/53	ng/kg	9	9	100%	3060	14900	5830	7640	4930
PCB Congeners	PCB-51	ng/kg	9	9	100%	1790	14600	3590	5460	4600
PCB Congeners	PCB-52	ng/kg	9	9	100%	31000	110400	55000	63300	34200
PCB Congeners	PCB-54	ng/kg	9	9	100%	90.9	965	173	293	288
PCB Congeners	PCB-55	ng/kg	9	6	67%	84.5	361	109.2225	185	133
PCB Congeners	PCB-56	ng/kg	9	9	100%	5500	25150	10300	12200	7080
PCB Congeners	PCB-57	ng/kg	9	6	67%	96.7	466	220	256	165
PCB Congeners	PCB-58	ng/kg	9	9	100%	79.2	882	189.5	273	258
PCB Congeners	PCB-6	ng/kg	9	9	100%	173	1504.5	367.5	517	433
PCB Congeners	PCB-60	ng/kg	9	9	100%	2390	9655	4110	5140	2800
PCB Congeners	PCB-61/70/74/76	ng/kg	9	9	100%	31300	141450	68700	71000	36700
PCB Congeners	PCB-62/75	ng/kg	9	9	100%	1940	7570	2890	4080	2420
PCB Congeners	PCB-63	ng/kg	9	9	100%	960	4465	1660	2090	1190
PCB Congeners	PCB-64	ng/kg	9	9	100%	8970	34950	14000	18600	11100

Table 3-14
Statistical Summary of Detected Analytes by Zone - White Perch (Whole Body)

Parameter Group	Analyte	Units	Number of Valid Results[1]	Number of Detects	Detection Frequency	Minimum Detect	Maximum Detect	Median Value	Mean of Detects	Standard Deviation
PCB Congeners	PCB-66	ng/kg	9	9	100%	21600	90950	44900	46700	21900
PCB Congeners	PCB-67	ng/kg	9	9	100%	482	2343	773	1040	671
PCB Congeners	PCB-68	ng/kg	9	9	100%	24.2	1192	408	578	455
PCB Congeners	PCB-7	ng/kg	9	9	100%	15.6	87.55	27.9	38.4	26.6
PCB Congeners	PCB-72	ng/kg	9	6	67%	336	1544	800.5	886	502
PCB Congeners	PCB-73	ng/kg	9	8	89%	102	523	140.5	235	180
PCB Congeners	PCB-77	ng/kg	9	9	100%	926	3985	1650	2090	1200
PCB Congeners	PCB-79	ng/kg	9	9	100%	182	653	347	378	195
PCB Congeners	PCB-8	ng/kg	8	8	89%	441	2560	861	1160	738
PCB Congeners	PCB-80	ng/kg	9	6	67%	2.46	5.525	3.115	3.68	1.25
PCB Congeners	PCB-81	ng/kg	9	9	100%	38.8	150	71.8	84.4	43.6
PCB Congeners	PCB-82	ng/kg	9	9	100%	2010	8590	3560	4340	2570
PCB Congeners	PCB-83	ng/kg	9	9	100%	1220	5330	2280	2640	1460
PCB Congeners	PCB-84	ng/kg	9	9	100%	4100	17700	6630	8820	5450
PCB Congeners	PCB-85/116/117	ng/kg	9	9	100%	6380	23400	11000	12500	6540
PCB Congeners	PCB-86/87/97/109/119/125	ng/kg	9	9	100%	16000	66200	29800	33300	18700
PCB Congeners	PCB-89	ng/kg	9	9	100%	235	1180	433	560	369
PCB Congeners	PCB-9	ng/kg	9	9	100%	29.5	155	49.4	70.9	47.6
PCB Congeners	PCB-90/101/113	ng/kg	9	9	100%	32700	126000	65000	66400	34400
PCB Congeners	PCB-91	ng/kg	9	9	100%	4540	18500	7250	9480	5560
PCB Congeners	PCB-92	ng/kg	9	9	100%	5940	24200	11000	12300	6700
PCB Congeners	PCB-93/100	ng/kg	9	9	100%	868	7610	1530	2710	2440
PCB Congeners	PCB-94	ng/kg	9	9	100%	243	1650	435	682	554
PCB Congeners	PCB-95	ng/kg	9	9	100%	18700	62700	36800	37400	17700
PCB Congeners	PCB-96	ng/kg	9	9	100%	150	780	239	381	272
PCB Congeners	PCB-98/102	ng/kg	9	9	100%	1200	6160	2060	2930	1990
PCB Congeners	PCB-99	ng/kg	9	9	100%	25500	84000	44300	46200	22300
PCB Congeners	Total PCB Congeners (209)	ng/kg	9	9	100%	707000	2390000	1230000	1370000	717000
Pesticides	2,4'-DDD	pg/g	9	9	100%	18800	213500	96400	101000	57100
Pesticides	2,4'-DDE	pg/g	9	9	100%	8580	20900	14200	15100	4410
Pesticides	2,4'-DDT	pg/g	9	9	100%	1300	39000	9520	13800	11400
Pesticides	4,4'-DDD	pg/g	9	9	100%	66500	491500	234000	246000	126000
Pesticides	4,4'-DDE	pg/g	9	9	100%	90400	225500	195000	176000	50100
Pesticides	4,4'-DDT	pg/g	9	9	100%	9130	109150	32810	46300	30800
Pesticides	Aldrin	pg/g	9	8	89%	29.1	132.65	63.55	68.4	30.1
Pesticides	Alpha BHC	pg/g	9	9	100%	73.6	304	192	193	74.2
Pesticides	Beta BHC	pg/g	9	8	89%	46.6	125	95.2	87.5	24.7
Pesticides	Cis-Chlordane	pg/g	9	9	100%	7100	67650	38300	39100	19800
Pesticides	Cis-Nonachlor	pg/g	9	9	100%	8230	19800	15600	14700	3600
Pesticides	Delta BHC	pg/g	9	1	11%	10.89	10.89	NA	NA	NA
Pesticides	Dieldrin	pg/g	9	9	100%	8270	28200	19700	19200	6020
Pesticides	Endosulfan Sulfate	pg/g	9	4	44%	143.65	177	159.5	160	13.9
Pesticides	Endrin	pg/g	9	6	67%	82	242.5	115.5	130	59.3
Pesticides	Gamma BHC (Lindane)	pg/g	9	8	89%	34	71.55	55.7	54.3	12.8
Pesticides	Heptachlor	pg/g	9	4	44%	19.2	23.5	20.35	20.9	1.87
Pesticides	Heptachlor Epoxide	pg/g	9	9	100%	1720	5470	3980	3870	1250
Pesticides	Hexachlorobenzene	pg/g	9	9	100%	900	4030	1330	1730	954
Pesticides	Mirex	pg/g	9	9	100%	244	1480	1007.5	987	361
Pesticides	Oxychlordane	pg/g	9	9	100%	4650	8125	7500	6880	1290
Pesticides	Trans-Chlordane	pg/g	9	9	100%	3180	13000	7900	8250	3130
Pesticides	Trans-Heptachlor Epoxide	pg/g	9	1	11%	1200	1200	NA	NA	NA
Pesticides	Trans-Nonachlor	pg/g	9	9	100%	19400	58700	40400	40800	12500
Pesticides	Total Alpha + Gamma Chlordane	pg/g	9	9	100%	10300	80650	47100	47300	22900
Pesticides	Total DDT (2,4)	pg/g	9	9	100%	28700	273000	127000	130000	71300
Pesticides	Total DDT (4,4)	pg/g	9	9	100%	179000	826000	459000	469000	198000
Pesticides	Total DDT (2,4 & 4,4)	pg/g	9	9	100%	207000	1095000	583000	598000	267000
Physical Parameters	Moisture (Water) Content	%	9	9	100%	255.5	333	301	301	22.1
Physical Parameters	Percent Moisture	%	9	9	100%	71.65	76.9	75.1	75	1.5
Semivolatiles	1-Methylnaphthalene	ug/kg	9	1	11%	12.6	12.6	NA	NA	NA
Semivolatiles	2-Methylnaphthalene	ug/kg	9	2	22%	13	14	13.5	13.5	0.707
Semivolatiles	Acenaphthene	ug/kg	9	7	78%	14	24.5	18	19	4.43
Semivolatiles	C1-Naphthalenes	ug/kg	9	5	56%	14	19	15	15.8	1.92
Semivolatiles	C2-Naphthalenes	ug/kg	9	8	89%	14	33	26	25.6	6.25
Semivolatiles	C3-Naphthalenes	ug/kg	9	8	89%	15	32	22	23.8	6.45
Semivolatiles	Fluoranthene	ug/kg	9	3	33%	11.9	14	13	13	1.05
Semivolatiles	Fluorene	ug/kg	9	4	44%	15	18	17.25	16.9	1.31
Semivolatiles	Phenanthrene	ug/kg	9	8	89%	15	35	21.5	23.8	8.04
Semivolatiles	Total HMW PAHs	ug/kg	9	3	33%	11.9	14	13	13	1.05

Table 3-14
Statistical Summary of Detected Analytes by Zone - White Perch (Whole Body)

Parameter Group	Analyte	Units	Number of Valid Results[1]	Number of Detects	Detection Frequency	Minimum Detect	Maximum Detect	Median Value	Mean of Detects	Standard Deviation
Semivolatiles	Total LMW PAHs	ug/kg	9	8	89%	15	90.1	46	51	26.6
Semivolatiles	Total PAHs	ug/kg	9	8	89%	15	102	46	55.9	32.6

Footnotes:
[1]Valid results are results that were found to be valid as a result of data validation. Only valid data are used in statistical analyses. Additional details regarding rejected data are provided in Appendix E of this report.

Notes:
1. Only detected values were included in the calculation of Totals.
2. Non-detect ("U" qualified) data were excluded from the statistical analysis.

DDD = dichlorodiphenyldichloroethane
DDE = dichlorodiphenyldichloroethylene
DDT = dichlorodiphenyltrichloroethane
HMW = high molecular weight
LMW = low molecular weight
PAH = polycyclic aromatic hydrocarbon
PCB = polychlorinated biphenyl
NA = not applicable

% = percent
mg/kg = milligrams per kilogram
ng/g = nanograms per gram
ng/kg = nanograms per kilogram
pg/g = picograms per gram
ug/kg = micrograms per kilogram

Table 3-15
Statistical Summary of Detected Analytes - Winter Flounder (Whole Body)

Parameter Group	Analyte	Units	Number of Valid Results[1]	Number of Detects	Detection Frequency	Minimum Detect	Maximum Detect	Median Value	Mean of Detects	Standard Deviation
Aroclor PCBs	Aroclor 1248	ug/kg	10	5	50%	42	63.5	52	51.9	8.16
Aroclor PCBs	Aroclor 1254	ug/kg	10	7	70%	28	104	91	76.1	31.6
Aroclor PCBs	Aroclor 1260	ug/kg	10	8	80%	21	47	32.5	32.8	8.51
Aroclor PCBs	Total Aroclor PCBs (Sum of 7 Aroclors)	ug/kg	10	10	100%	21	206.5	90.5	105	81.7
Aroclor PCBs	Total Aroclor PCBs (Sum of 9 Aroclors)	ug/kg	10	10	100%	21	206.5	90.5	105	81.7
Butyltins	Tributyltin	ug/kg	10	9	90%	2.7	7.2	4.8	5	1.6
Dioxins/Furans	1,2,3,4,6,7,8-HpCDD	ng/kg	10	10	100%	0.289	1.97	0.6635	0.784	0.468
Dioxins/Furans	1,2,3,4,6,7,8-HpCDF	ng/kg	10	10	100%	0.432	3.9115	0.95	1.35	1.09
Dioxins/Furans	1,2,3,4,7,8,9-HpCDF	ng/kg	10	7	70%	0.0439	0.165	0.107	0.103	0.0404
Dioxins/Furans	1,2,3,4,7,8-HxCDD	ng/kg	10	8	80%	0.0194	0.0858	0.04565	0.048	0.0209
Dioxins/Furans	1,2,3,4,7,8-HxCDF	ng/kg	10	10	100%	0.105	0.846	0.2995	0.399	0.258
Dioxins/Furans	1,2,3,6,7,8-HxCDD	ng/kg	10	10	100%	0.124	0.218	0.191	0.179	0.035
Dioxins/Furans	1,2,3,6,7,8-HxCDF	ng/kg	10	10	100%	0.154	0.457	0.275	0.278	0.0892
Dioxins/Furans	1,2,3,7,8,9-HxCDD	ng/kg	10	10	100%	0.0391	0.0907	0.06445	0.0641	0.0192
Dioxins/Furans	1,2,3,7,8,9-HxCDF	ng/kg	10	10	100%	0.063	0.1315	0.084	0.0908	0.0195
Dioxins/Furans	1,2,3,7,8-PCDD	ng/kg	10	7	70%	0.0578	0.312	0.15	0.186	0.102
Dioxins/Furans	1,2,3,7,8-PCDF	ng/kg	10	10	100%	0.173	0.45	0.2885	0.3	0.0833
Dioxins/Furans	2,3,4,6,7,8-HxCDF	ng/kg	10	10	100%	0.0503	0.156	0.083	0.0954	0.0376
Dioxins/Furans	2,3,4,7,8-PCDF	ng/kg	10	10	100%	0.305	0.795	0.6805	0.621	0.162
Dioxins/Furans	2,3,7,8-TCDD	ng/kg	10	10	100%	2	10.4	4.7525	5.44	2.5
Dioxins/Furans	2,3,7,8-TCDF	ng/kg	10	10	100%	0.994	2.27	1.895	1.81	0.423
Dioxins/Furans	OCDD	ng/kg	10	10	100%	1.35	16.5	4.79	5.57	4.3
Dioxins/Furans	OCDF	ng/kg	10	10	100%	0.197	7.2355	0.771	1.65	2.19
Dioxins/Furans	Percent Lipids	%	10	10	100%	0.57	1.6	1.15	1.07	0.363
Metals	Aluminum	mg/kg	10	6	60%	23.8	113	76.65	76.6	32.4
Metals	Arsenic	mg/kg	10	10	100%	1.345	2.71	1.845	1.86	0.362
Metals	Barium	mg/kg	10	10	100%	0.317	1.27	0.6235	0.693	0.332
Metals	Calcium	mg/kg	10	10	100%	3420	11400	8180	8120	2470
Metals	Chromium	mg/kg	10	10	100%	0.188	0.638	0.3745	0.387	0.143
Metals	Cobalt	mg/kg	10	10	100%	0.0324	0.487	0.063	0.103	0.136
Metals	Copper	mg/kg	10	10	100%	0.683	1.73	1.07	1.13	0.337
Metals	Iron	mg/kg	10	10	100%	41.7	180	118	117	39.1
Metals	Lead	mg/kg	10	10	100%	0.364	1.56	0.48475	0.621	0.372
Metals	Magnesium	mg/kg	10	10	100%	304	509	389.5	413	78.4
Metals	Manganese	mg/kg	10	10	100%	5.65	13.9	9.18	8.95	2.53
Metals	Mercury	ng/g	10	10	100%	24.9	187	35.05	49	49.1
Metals	Methyl Mercury	ng/g	9	9	90%	21.3	51.6	28.8	31	9.35
Metals	Nickel	mg/kg	10	8	80%	0.187	0.32	0.219	0.229	0.0442
Metals	Potassium	mg/kg	10	10	100%	3250	4910	3825	3940	502
Metals	Selenium	mg/kg	10	10	100%	0.423	0.701	0.5725	0.576	0.102
Metals	Silver	mg/kg	10	2	20%	0.0231	0.0235	0.0233	0.0233	0.000283
Metals	Sodium	mg/kg	10	10	100%	1250	1660	1295	1380	159
Metals	Titanium	mg/kg	10	9	90%	1.48	3.24	2.54	2.45	0.577
Metals	Vanadium	mg/kg	10	1	10%	0.183	0.183	NA	NA	NA
Metals	Zinc	mg/kg	10	10	100%	18.1	31	25.375	24.9	5.41
PCB Congeners	PCB-1	ng/kg	10	10	100%	27.1	62.4	47.45	48.2	11.3
PCB Congeners	PCB-10	ng/kg	10	10	100%	17.7	77.1	43.3	44.8	17.6
PCB Congeners	PCB-103	ng/kg	10	10	100%	57.3	103	83.75	80.1	16.4
PCB Congeners	PCB-104	ng/kg	10	10	100%	7.66	16.5	12.5	12.1	3.11
PCB Congeners	PCB-105	ng/kg	10	10	100%	1780	3230	2525	2480	420
PCB Congeners	PCB-107	ng/kg	10	10	100%	378	592	478.5	480	76.4
PCB Congeners	PCB-108/124	ng/kg	10	10	100%	148	230	208.25	200	28.3
PCB Congeners	PCB-11	ng/kg	10	7	70%	32.8	56.8	45.25	45	7.7
PCB Congeners	PCB-110/115	ng/kg	8	8	80%	5880	9680	7435	7490	1180
PCB Congeners	PCB-111	ng/kg	10	10	100%	10.7	18.6	15.4	15.6	2.61
PCB Congeners	PCB-112	ng/kg	10	5	50%	21.3	41.4	27.6	30.5	8.33
PCB Congeners	PCB-114	ng/kg	10	10	100%	138	280	211	202	40.6
PCB Congeners	PCB-118	ng/kg	10	10	100%	6580	12100	9195	9070	1650
PCB Congeners	PCB-12/13	ng/kg	10	9	90%	3.83	11.6	8.18	8.12	2.33
PCB Congeners	PCB-120	ng/kg	10	10	100%	49.7	81.3	64.525	65.9	10.7
PCB Congeners	PCB-121	ng/kg	10	10	100%	4.335	9.28	6.695	6.89	1.69
PCB Congeners	PCB-122	ng/kg	10	10	100%	12.1	27.2	19.2	19.5	4.65
PCB Congeners	PCB-123	ng/kg	10	10	100%	125	231	181	182	35.2
PCB Congeners	PCB-126	ng/kg	9	9	90%	13.2	23.2	19.35	19.2	3.38
PCB Congeners	PCB-127	ng/kg	10	10	100%	6.9	17.7	12.95	12.5	3.45
PCB Congeners	PCB-128/166	ng/kg	10	10	100%	993	1690	1345	1350	242
PCB Congeners	PCB-129/138/163	ng/kg	10	10	100%	8350	15100	11550	11500	2010
PCB Congeners	PCB-130	ng/kg	10	10	100%	232	365	290.75	298	42.1
PCB Congeners	PCB-131	ng/kg	10	10	100%	26.6	44.6	34.6	34.8	5.78
PCB Congeners	PCB-132	ng/kg	9	9	90%	844	1470	1100	1100	199

Table 3-15
Statistical Summary of Detected Analytes - Winter Flounder (Whole Body)

Parameter Group	Analyte	Units	Number of Valid Results[1]	Number of Detects	Detection Frequency	Minimum Detect	Maximum Detect	Median Value	Mean of Detects	Standard Deviation
PCB Congeners	PCB-133	ng/kg	10	10	100%	165	258	200.5	206	29.9
PCB Congeners	PCB-134	ng/kg	9	9	90%	194	307	263	256	43.1
PCB Congeners	PCB-135/151	ng/kg	10	10	100%	1360	2000	1795	1750	219
PCB Congeners	PCB-136	ng/kg	10	10	100%	242	362	348	325	45.2
PCB Congeners	PCB-137	ng/kg	10	10	100%	342	661	504	482	105
PCB Congeners	PCB-139/140	ng/kg	10	10	100%	135	257	201.5	194	36.4
PCB Congeners	PCB-141	ng/kg	10	10	100%	848	1490	1135	1140	184
PCB Congeners	PCB-143	ng/kg	9	3	30%	3.52	7.28	5.26	5.35	1.88
PCB Congeners	PCB-144	ng/kg	10	10	100%	176	240	207	209	20.5
PCB Congeners	PCB-145	ng/kg	10	6	60%	1.78	2.31	1.995	2.03	0.177
PCB Congeners	PCB-146	ng/kg	7	7	70%	934	1190	1080	1060	89
PCB Congeners	PCB-147/149	ng/kg	10	10	100%	2340	3930	3300	3220	462
PCB Congeners	PCB-148	ng/kg	10	10	100%	17.2	34.5	27.95	27.8	5.12
PCB Congeners	PCB-15	ng/kg	10	10	100%	26	72.7	53.25	50.5	14.2
PCB Congeners	PCB-150	ng/kg	10	10	100%	27.5	42.4	37.35	36.5	4.53
PCB Congeners	PCB-152	ng/kg	10	10	100%	4.83	8.97	7.16	6.93	1.53
PCB Congeners	PCB-153/168	ng/kg	10	10	100%	8970	20300	12300	13000	3490
PCB Congeners	PCB-154	ng/kg	10	10	100%	252	558	431.5	433	92
PCB Congeners	PCB-155	ng/kg	10	10	100%	44.5	132	87	90.7	27.2
PCB Congeners	PCB-156/157	ng/kg	10	10	100%	746	1250	1055	1030	178
PCB Congeners	PCB-158	ng/kg	10	10	100%	628	1160	945	908	180
PCB Congeners	PCB-159	ng/kg	10	2	20%	2.08	2.2	2.14	2.14	0.0849
PCB Congeners	PCB-16	ng/kg	10	10	100%	135	307	234.5	223	53
PCB Congeners	PCB-161	ng/kg	9	1	10%	1.31	1.31	NA	NA	NA
PCB Congeners	PCB-162	ng/kg	10	10	100%	66.1	110	76.45	80.5	12.9
PCB Congeners	PCB-164	ng/kg	10	10	100%	260	431	330.5	340	54.3
PCB Congeners	PCB-165	ng/kg	9	9	90%	10	20.6	15.7	15.1	3.18
PCB Congeners	PCB-167	ng/kg	10	10	100%	320	530	461	450	71.8
PCB Congeners	PCB-17	ng/kg	10	10	100%	338	722	534	525	107
PCB Congeners	PCB-170	ng/kg	10	10	100%	1370	3280	2020	2090	540
PCB Congeners	PCB-171/173	ng/kg	4	4	40%	676	918	732	765	108
PCB Congeners	PCB-172	ng/kg	10	10	100%	199	348	286.25	282	40.1
PCB Congeners	PCB-174	ng/kg	4	4	40%	590	791	663.5	677	84.5
PCB Congeners	PCB-175	ng/kg	3	3	30%	65.5	70.1	68.9	68.2	2.39
PCB Congeners	PCB-176	ng/kg	10	10	100%	86.5	165	123.5	123	20.1
PCB Congeners	PCB-177	ng/kg	4	4	40%	613	748	713	697	58.4
PCB Congeners	PCB-178	ng/kg	7	7	70%	378	527	504	483	51.9
PCB Congeners	PCB-179	ng/kg	10	10	100%	455	832	620.5	625	100
PCB Congeners	PCB-18/30	ng/kg	10	10	100%	487	1030	794.5	786	145
PCB Congeners	PCB-180/193	ng/kg	10	10	100%	4210	8600	6640	6350	1240
PCB Congeners	PCB-181	ng/kg	3	3	30%	25	37.7	27.5	30.1	6.73
PCB Congeners	PCB-182	ng/kg	4	4	40%	22.5	31.4	27	27	3.81
PCB Congeners	PCB-183/185	ng/kg	3	3	30%	2130	2980	2280	2460	454
PCB Congeners	PCB-184	ng/kg	10	10	100%	12.9	25.8	18.2	18.6	4.01
PCB Congeners	PCB-187	ng/kg	3	3	30%	3450	3660	3650	3590	118
PCB Congeners	PCB-188	ng/kg	10	10	100%	23.9	41.9	34.85	33.9	4.68
PCB Congeners	PCB-189	ng/kg	10	10	100%	58.3	106	90.9	88.2	15.4
PCB Congeners	PCB-19	ng/kg	10	10	100%	155	304	248	247	45
PCB Congeners	PCB-190	ng/kg	10	10	100%	286	702	483	486	122
PCB Congeners	PCB-191	ng/kg	10	10	100%	61.8	127	97.7	97.1	21.5
PCB Congeners	PCB-192	ng/kg	9	1	10%	1.48	1.48	NA	NA	NA
PCB Congeners	PCB-194	ng/kg	10	10	100%	574	1460	1140	1100	263
PCB Congeners	PCB-195	ng/kg	10	10	100%	196	651	342.25	357	126
PCB Congeners	PCB-196	ng/kg	10	10	100%	369	780	609.5	604	137
PCB Congeners	PCB-197/200	ng/kg	10	10	100%	67.8	140	116.25	112	22.9
PCB Congeners	PCB-198/199	ng/kg	10	10	100%	783	1640	1265	1260	277
PCB Congeners	PCB-2	ng/kg	10	7	70%	1.28	4.4	1.67	2.11	1.11
PCB Congeners	PCB-20/28	ng/kg	10	10	100%	2010	5830	3235	3310	990
PCB Congeners	PCB-201	ng/kg	10	10	100%	136	254	203.5	204	35.4
PCB Congeners	PCB-202	ng/kg	10	10	100%	476	751	670	646	87.3
PCB Congeners	PCB-203	ng/kg	10	10	100%	700	1690	1235	1220	278
PCB Congeners	PCB-204	ng/kg	10	8	80%	2.105	4.2	2.53	2.85	0.751
PCB Congeners	PCB-205	ng/kg	10	10	100%	31.4	72.8	59.5	57.1	12.8
PCB Congeners	PCB-206	ng/kg	10	10	100%	553	1260	975.5	970	212
PCB Congeners	PCB-207	ng/kg	10	10	100%	55	122	87.55	87.4	19.7
PCB Congeners	PCB-208	ng/kg	8	8	80%	221	454	302.5	322	74.6
PCB Congeners	PCB-209	ng/kg	7	7	70%	293	700	441	458	139
PCB Congeners	PCB-21/33	ng/kg	10	10	100%	188	444	333	322	80.3
PCB Congeners	PCB-22	ng/kg	10	10	100%	303	860	482.25	507	150
PCB Congeners	PCB-23	ng/kg	10	8	80%	0.9525	1.53	1.15	1.16	0.2

Table 3-15
Statistical Summary of Detected Analytes - Winter Flounder (Whole Body)

Parameter Group	Analyte	Units	Number of Valid Results[1]	Number of Detects	Detection Frequency	Minimum Detect	Maximum Detect	Median Value	Mean of Detects	Standard Deviation
PCB Congeners	PCB-24	ng/kg	10	5	50%	8.04	16.3	10.4	11	3.34
PCB Congeners	PCB-25	ng/kg	10	10	100%	98.4	260	166	165	44.3
PCB Congeners	PCB-26/29	ng/kg	10	10	100%	274	664	462	456	99.7
PCB Congeners	PCB-27	ng/kg	10	10	100%	147	258	235	225	36.5
PCB Congeners	PCB-3	ng/kg	10	4	40%	3.13	6.89	5.755	5.38	1.6
PCB Congeners	PCB-31	ng/kg	10	10	100%	1160	3070	2017.5	2020	490
PCB Congeners	PCB-32	ng/kg	10	10	100%	485	1170	789	783	178
PCB Congeners	PCB-34	ng/kg	10	10	100%	8.08	15.3	11.6	11.3	2.27
PCB Congeners	PCB-35	ng/kg	10	8	80%	1.78	3.92	2.5	2.64	0.703
PCB Congeners	PCB-37	ng/kg	10	10	100%	64.6	167	92.95	95.4	30
PCB Congeners	PCB-38	ng/kg	10	10	100%	1.96	4.46	2.685	2.83	0.733
PCB Congeners	PCB-39	ng/kg	10	10	100%	5.04	11.9	8.715	8.87	2.23
PCB Congeners	PCB-4	ng/kg	10	10	100%	208	560	359.5	365	94
PCB Congeners	PCB-40/71	ng/kg	10	10	100%	1310	2550	2007.5	1970	401
PCB Congeners	PCB-41	ng/kg	10	9	90%	58	116	83	87.9	21.3
PCB Congeners	PCB-42	ng/kg	10	10	100%	307	678	488	487	134
PCB Congeners	PCB-43	ng/kg	10	10	100%	46.2	94.7	75	71.2	18.2
PCB Congeners	PCB-44/47/65	ng/kg	10	10	100%	3660	6010	4670	4710	728
PCB Congeners	PCB-45	ng/kg	10	10	100%	130	328	236.75	238	66.4
PCB Congeners	PCB-46	ng/kg	10	10	100%	62.6	128	103.025	98	22.4
PCB Congeners	PCB-48	ng/kg	10	10	100%	293	603	469.75	460	111
PCB Congeners	PCB-49/69	ng/kg	10	10	100%	2100	4430	3197.5	3180	686
PCB Congeners	PCB-5	ng/kg	10	9	90%	1.19	3.74	1.88	2.17	0.843
PCB Congeners	PCB-50/53	ng/kg	10	10	100%	220	491	394.5	379	81.4
PCB Congeners	PCB-51	ng/kg	10	10	100%	260	547	456.5	435	92.1
PCB Congeners	PCB-52	ng/kg	10	10	100%	1900	3830	3150	3130	546
PCB Congeners	PCB-54	ng/kg	10	10	100%	22.4	44.9	37.3	36	8.28
PCB Congeners	PCB-55	ng/kg	10	8	80%	12.4	34.3	25.8	25.7	6.96
PCB Congeners	PCB-56	ng/kg	10	10	100%	456	1250	744.5	792	215
PCB Congeners	PCB-57	ng/kg	10	10	100%	13.8	27.5	22.85	22.3	4.24
PCB Congeners	PCB-58	ng/kg	10	10	100%	11.2	21.4	17.6	16.8	3.52
PCB Congeners	PCB-6	ng/kg	10	10	100%	40.6	76.6	63.05	61.9	11.1
PCB Congeners	PCB-60	ng/kg	10	10	100%	589	1370	790	812	222
PCB Congeners	PCB-61/70/74/76	ng/kg	10	10	100%	5970	11700	7987.5	7890	1760
PCB Congeners	PCB-62/75	ng/kg	10	10	100%	344	644	474.5	482	81.7
PCB Congeners	PCB-63	ng/kg	10	10	100%	87.1	182	135.75	140	27.8
PCB Congeners	PCB-64	ng/kg	10	10	100%	1620	3520	2315	2310	520
PCB Congeners	PCB-66	ng/kg	10	10	100%	4150	9290	5442.5	5720	1470
PCB Congeners	PCB-67	ng/kg	10	10	100%	45.6	113	77.625	79.1	19.7
PCB Congeners	PCB-68	ng/kg	10	10	100%	37.8	71.1	56.6	56	8.92
PCB Congeners	PCB-7	ng/kg	10	8	80%	3.38	8.55	5.995	5.89	1.58
PCB Congeners	PCB-72	ng/kg	10	10	100%	89.7	128	113.5	112	13.7
PCB Congeners	PCB-73	ng/kg	10	8	80%	20.4	41.2	27.05	28.6	6.74
PCB Congeners	PCB-77	ng/kg	10	10	100%	129	338	235.5	235	54.2
PCB Congeners	PCB-79	ng/kg	10	10	100%	12.2	21.6	19	18.2	2.8
PCB Congeners	PCB-8	ng/kg	8	8	80%	123	248	206	201	42.3
PCB Congeners	PCB-80	ng/kg	10	1	10%	1.16	1.16	NA	NA	NA
PCB Congeners	PCB-81	ng/kg	10	10	100%	3.66	11.9	7.855	7.67	2.34
PCB Congeners	PCB-82	ng/kg	10	10	100%	172	352	251.25	256	63.4
PCB Congeners	PCB-83	ng/kg	10	10	100%	70.6	127	101.9	101	16.3
PCB Congeners	PCB-84	ng/kg	10	10	100%	448	737	621	611	99.9
PCB Congeners	PCB-85/116/117	ng/kg	10	10	100%	1300	2340	1745	1750	298
PCB Congeners	PCB-86/87/97/109/119/125	ng/kg	10	10	100%	2370	3570	2912.5	2970	416
PCB Congeners	PCB-88	ng/kg	10	3	30%	3.31	5.51	5.21	4.68	1.19
PCB Congeners	PCB-89	ng/kg	10	10	100%	30.8	66.1	46.25	47.3	11
PCB Congeners	PCB-9	ng/kg	10	9	90%	7.6	18.3	13.2	13.2	3.03
PCB Congeners	PCB-90/101/113	ng/kg	10	10	100%	3450	5240	4220	4280	557
PCB Congeners	PCB-91	ng/kg	10	10	100%	508	953	723	737	138
PCB Congeners	PCB-92	ng/kg	10	10	100%	869	1220	1020	1040	122
PCB Congeners	PCB-93/100	ng/kg	10	10	100%	229	460	362.75	357	73.9
PCB Congeners	PCB-94	ng/kg	10	10	100%	19.5	42	29.725	29.2	7.67
PCB Congeners	PCB-95	ng/kg	10	10	100%	1520	2760	2090	2180	403
PCB Congeners	PCB-96	ng/kg	10	10	100%	13.6	30.9	25.3	23.4	5.74
PCB Congeners	PCB-98/102	ng/kg	10	10	100%	144	281	237	228	45.5
PCB Congeners	PCB-99	ng/kg	10	10	100%	5000	8680	6525	6740	1110
PCB Congeners	Total PCB Congeners (209)	ng/kg	10	10	100%	114000	173000	149500	144000	18700
Pesticides	2,4'-DDD	pg/g	10	10	100%	302	1880	581	703	437
Pesticides	2,4'-DDE	pg/g	10	10	100%	549	2240	1210.25	1270	496
Pesticides	2,4'-DDT	pg/g	10	10	100%	53.4	698	151	217	209
Pesticides	4,4'-DDD	pg/g	10	10	100%	2220	10600	7002.5	6090	2850

Table 3-15
Statistical Summary of Detected Analytes - Winter Flounder (Whole Body)

Parameter Group	Analyte	Units	Number of Valid Results[1]	Number of Detects	Detection Frequency	Minimum Detect	Maximum Detect	Median Value	Mean of Detects	Standard Deviation
Pesticides	4,4'-DDE	pg/g	10	10	100%	15100	36600	20575	23400	8100
Pesticides	4,4'-DDT	pg/g	10	10	100%	409.5	3520	772.5	1210	996
Pesticides	Aldrin	pg/g	10	10	100%	3.8	9.64	7.965	7.6	1.65
Pesticides	Alpha BHC	pg/g	10	10	100%	13	43	21.15	23.1	9.79
Pesticides	Beta BHC	pg/g	10	9	90%	7.29	14.4	12.1	11.6	2.06
Pesticides	Cis-Chlordane	pg/g	10	10	100%	3370	5740	4842.5	4640	743
Pesticides	Cis-Nonachlor	pg/g	10	10	100%	1170	2010	1520	1530	249
Pesticides	Dieldrin	pg/g	10	10	100%	1210	3040	2015	2120	549
Pesticides	Endrin	pg/g	10	2	20%	14	21.2	17.6	17.6	5.09
Pesticides	Gamma BHC (Lindane)	pg/g	10	9	90%	8.26	26.7	17.2	17.3	5.16
Pesticides	Heptachlor	pg/g	10	5	50%	8.17	18.3	12.8	13.7	3.95
Pesticides	Heptachlor Epoxide	pg/g	10	10	100%	269	716	567.75	549	134
Pesticides	Hexachlorobenzene	pg/g	10	10	100%	413	1360	668.75	856	371
Pesticides	Mirex	pg/g	9	9	90%	46.6	81.2	57.8	58.6	11.8
Pesticides	Oxychlordane	pg/g	10	10	100%	166	449	229	243	78.2
Pesticides	Trans-Chlordane	pg/g	10	10	100%	1030	2200	1875	1770	391
Pesticides	Trans-Heptachlor Epoxide	pg/g	10	6	60%	233	371	324.5	312	46.5
Pesticides	Trans-Nonachlor	pg/g	10	10	100%	3290	5480	3600	3930	834
Pesticides	Total Alpha + Gamma Chlordane	pg/g	10	10	100%	4990	7940	6725	6410	974
Pesticides	Total DDT (2,4)	pg/g	10	10	100%	904	3720	1990	2190	892
Pesticides	Total DDT (4,4)	pg/g	10	10	100%	19800	43300	29375	30700	9880
Pesticides	Total DDT (2,4 & 4,4)	pg/g	10	10	100%	21100	45500	31800	32800	10600
Physical Parameters	Moisture (Water) Content	%	10	10	100%	327	461	376.25	381	36.6
Physical Parameters	Percent Moisture	%	10	10	100%	76.6	82.2	79	79.1	1.51
Semivolatiles	Benzaldehyde	ug/kg	10	1	10%	1300	1300	NA	NA	NA
Semivolatiles	Phenol	ug/kg	10	3	30%	400	590	450	480	98.5

Footnotes:
[1]Valid results are results that were found to be valid as a result of data validation. Only valid data are used in statistical analyses. Additional details regarding rejected data are provided in Appendix E of this report.

Notes:
1. Only detected values were included in the calculation of Totals.
2. Non-detect ("U" qualified) data were excluded from the statistical analysis.

DDD = dichlorodiphenyldichloroethane
DDE = dichlorodiphenyldichloroethylene
DDT = dichlorodiphenyltrichloroethane
HMW = high molecular weight
LMW = low molecular weight
PAH = polycyclic aromatic hydrocarbon
PCB = polychlorinated biphenyl
NA = not applicable

% = percent
mg/kg = milligrams per kilogram
ng/g = nanograms per gram
ng/kg = nanograms per kilogram
pg/g = picograms per gram
ug/kg = micrograms per kilogram

Table 3-16
Statistical Summary of Detected Analytes by Zone - Winter Flounder (Whole Body)

Parameter Group	Analyte	Units	Number of Valid Results[1]	Number of Detects	Detection Frequency	Minimum Detect	Maximum Detect	Median Value	Mean of Detects	Standard Deviation
NORTH ZONE										
Aroclor PCBs	Aroclor 1248	ug/kg	4	1	25%	42	42	NA	NA	NA
Aroclor PCBs	Aroclor 1254	ug/kg	4	3	75%	28	73	37	46	23.8
Aroclor PCBs	Aroclor 1260	ug/kg	4	2	50%	21	28	24.5	24.5	4.95
Aroclor PCBs	Total Aroclor PCBs (Sum of 7 Aroclors)	ug/kg	4	4	100%	21	143	32.5	57.3	57.5
Aroclor PCBs	Total Aroclor PCBs (Sum of 9 Aroclors)	ug/kg	4	4	100%	21	143	32.5	57.3	57.5
Butyltins	Tributyltin	ug/kg	4	4	100%	3.3	7.2	5.1	5.18	1.61
Dioxins/Furans	1,2,3,4,6,7,8-HpCDD	ng/kg	4	4	100%	0.567	1.97	0.827	1.05	0.639
Dioxins/Furans	1,2,3,4,6,7,8-HpCDF	ng/kg	4	4	100%	0.795	2.25	1.53	1.53	0.716
Dioxins/Furans	1,2,3,4,7,8,9-HpCDF	ng/kg	4	3	75%	0.0439	0.122	0.107	0.091	0.0414
Dioxins/Furans	1,2,3,4,7,8-HxCDD	ng/kg	4	3	75%	0.0334	0.0858	0.054	0.0577	0.0264
Dioxins/Furans	1,2,3,4,7,8-HxCDF	ng/kg	4	4	100%	0.304	0.838	0.4485	0.51	0.24
Dioxins/Furans	1,2,3,6,7,8-HxCDD	ng/kg	4	4	100%	0.141	0.21	0.198	0.187	0.0325
Dioxins/Furans	1,2,3,6,7,8-HxCDF	ng/kg	4	4	100%	0.289	0.457	0.332	0.353	0.0777
Dioxins/Furans	1,2,3,7,8,9-HxCDD	ng/kg	4	4	100%	0.0684	0.0907	0.08415	0.0819	0.00971
Dioxins/Furans	1,2,3,7,8,9-HxCDF	ng/kg	4	4	100%	0.0769	0.109	0.09165	0.0923	0.0156
Dioxins/Furans	1,2,3,7,8-PCDD	ng/kg	4	3	75%	0.101	0.312	0.15	0.188	0.11
Dioxins/Furans	1,2,3,7,8-PCDF	ng/kg	4	4	100%	0.173	0.45	0.3635	0.338	0.117
Dioxins/Furans	2,3,4,6,7,8-HxCDF	ng/kg	4	4	100%	0.0627	0.156	0.1083	0.109	0.0435
Dioxins/Furans	2,3,4,7,8-PCDF	ng/kg	4	4	100%	0.659	0.795	0.712	0.72	0.0568
Dioxins/Furans	2,3,7,8-TCDD	ng/kg	4	4	100%	5.84	10.4	7.625	7.87	1.89
Dioxins/Furans	2,3,7,8-TCDF	ng/kg	4	4	100%	1.83	2.27	2.095	2.07	0.212
Dioxins/Furans	OCDD	ng/kg	4	4	100%	2.94	16.5	5.97	7.85	6.11
Dioxins/Furans	OCDF	ng/kg	4	4	100%	0.439	3.36	1.443	1.67	1.32
Dioxins/Furans	Percent Lipids	%	4	4	100%	0.88	1.6	1.35	1.3	0.325
Metals	Aluminum	mg/kg	4	2	50%	74.2	107	90.6	90.6	23.2
Metals	Arsenic	mg/kg	4	4	100%	1.53	1.92	1.775	1.75	0.17
Metals	Barium	mg/kg	4	4	100%	0.657	1.16	0.8205	0.865	0.239
Metals	Calcium	mg/kg	4	4	100%	3420	11400	10030	8720	3610
Metals	Chromium	mg/kg	4	4	100%	0.293	0.638	0.497	0.481	0.142
Metals	Cobalt	mg/kg	4	4	100%	0.0506	0.0796	0.076	0.0706	0.0136
Metals	Copper	mg/kg	4	4	100%	1	1.73	1.4	1.38	0.366
Metals	Iron	mg/kg	4	4	100%	121	180	140	145	25.7
Metals	Lead	mg/kg	4	4	100%	0.541	1.56	0.811	0.931	0.44
Metals	Magnesium	mg/kg	4	4	100%	304	509	494.5	451	97.9
Metals	Manganese	mg/kg	4	4	100%	8.07	13.9	10.3	10.6	2.5
Metals	Mercury	ng/g	4	4	100%	24.9	46.3	38.05	36.8	8.87
Metals	Methyl Mercury	ng/g	3	3	75%	22	51.6	28.8	34.1	15.5
Metals	Nickel	mg/kg	4	3	75%	0.187	0.32	0.261	0.256	0.0666
Metals	Potassium	mg/kg	4	4	100%	3510	4910	4280	4250	633
Metals	Selenium	mg/kg	4	4	100%	0.519	0.698	0.6295	0.619	0.0741
Metals	Silver	mg/kg	4	1	25%	0.0231	0.0231	NA	NA	NA
Metals	Sodium	mg/kg	4	4	100%	1250	1660	1445	1450	196
Metals	Titanium	mg/kg	4	4	100%	2.27	3.24	2.765	2.76	0.437
Metals	Zinc	mg/kg	4	4	100%	20.7	31	30	27.9	4.84
PCB Congeners	PCB-1	ng/kg	4	4	100%	38.5	45.4	42.15	42.1	3.12
PCB Congeners	PCB-10	ng/kg	4	4	100%	17.7	42.3	35.75	32.9	10.8
PCB Congeners	PCB-103	ng/kg	4	4	100%	66.9	97	87.65	84.8	12.8
PCB Congeners	PCB-104	ng/kg	4	4	100%	12.2	16.5	13.7	14	1.94
PCB Congeners	PCB-105	ng/kg	4	4	100%	1910	3230	2680	2630	544
PCB Congeners	PCB-107	ng/kg	4	4	100%	462	592	536	532	57.1
PCB Congeners	PCB-108/124	ng/kg	4	4	100%	189	230	221.5	216	18.3
PCB Congeners	PCB-11	ng/kg	4	2	50%	39.1	56.8	47.95	48	12.5
PCB Congeners	PCB-110/115	ng/kg	4	4	100%	6630	9680	8035	8100	1310
PCB Congeners	PCB-111	ng/kg	4	4	100%	10.7	18.5	17.1	15.9	3.68
PCB Congeners	PCB-112	ng/kg	4	3	75%	21.3	41.4	27.6	30.1	10.3
PCB Congeners	PCB-114	ng/kg	4	4	100%	146	280	216	215	54.7
PCB Congeners	PCB-118	ng/kg	4	4	100%	6980	12100	10050	9800	2110
PCB Congeners	PCB-12/13	ng/kg	4	3	75%	7.49	11.6	8.11	9.07	2.22
PCB Congeners	PCB-120	ng/kg	4	4	100%	49.7	79.1	67.7	66.1	14.6
PCB Congeners	PCB-121	ng/kg	4	4	100%	4.74	8.87	7.935	7.37	1.96
PCB Congeners	PCB-122	ng/kg	4	4	100%	20.7	27.2	23.05	23.5	3.27
PCB Congeners	PCB-123	ng/kg	4	4	100%	151	231	218.5	205	37.7
PCB Congeners	PCB-126	ng/kg	4	4	100%	13.2	23.2	22.15	20.2	4.68
PCB Congeners	PCB-127	ng/kg	4	4	100%	11.7	15.6	14.85	14.3	1.82

Table 3-16
Statistical Summary of Detected Analytes by Zone - Winter Flounder (Whole Body)

Parameter Group	Analyte	Units	Number of Valid Results[1]	Number of Detects	Detection Frequency	Minimum Detect	Maximum Detect	Median Value	Mean of Detects	Standard Deviation
PCB Congeners	PCB-128/166	ng/kg	4	4	100%	1060	1690	1440	1410	268
PCB Congeners	PCB-129/138/163	ng/kg	4	4	100%	9470	13000	12700	12000	1670
PCB Congeners	PCB-130	ng/kg	4	4	100%	290	365	322.5	325	39.1
PCB Congeners	PCB-131	ng/kg	4	4	100%	32.2	44.6	39.35	38.9	5.1
PCB Congeners	PCB-132	ng/kg	4	4	100%	1030	1470	1195	1220	198
PCB Congeners	PCB-133	ng/kg	4	4	100%	188	258	224.5	224	30.1
PCB Congeners	PCB-134	ng/kg	4	4	100%	203	303	286	270	46.3
PCB Congeners	PCB-135/151	ng/kg	4	4	100%	1510	2000	1795	1780	201
PCB Congeners	PCB-136	ng/kg	4	4	100%	257	353	346.5	326	46
PCB Congeners	PCB-137	ng/kg	4	4	100%	342	557	538	494	102
PCB Congeners	PCB-139/140	ng/kg	4	4	100%	157	224	212.5	202	31.4
PCB Congeners	PCB-141	ng/kg	4	4	100%	1000	1490	1190	1220	208
PCB Congeners	PCB-143	ng/kg	4	3	75%	3.52	7.28	5.26	5.35	1.88
PCB Congeners	PCB-144	ng/kg	4	4	100%	199	240	205	212	18.7
PCB Congeners	PCB-145	ng/kg	4	3	75%	1.98	2.31	2	2.1	0.185
PCB Congeners	PCB-146	ng/kg	2	2	50%	1080	1130	1105	1110	35.4
PCB Congeners	PCB-147/149	ng/kg	4	4	100%	2710	3930	3375	3350	503
PCB Congeners	PCB-148	ng/kg	4	4	100%	17.2	32.3	29.75	27.3	6.83
PCB Congeners	PCB-15	ng/kg	4	4	100%	40.7	72.7	51.65	54.2	13.7
PCB Congeners	PCB-150	ng/kg	4	4	100%	33.6	40.7	39.35	38.3	3.26
PCB Congeners	PCB-152	ng/kg	4	4	100%	5.29	8.8	7.16	7.1	1.44
PCB Congeners	PCB-153/168	ng/kg	4	4	100%	9410	15700	12900	12700	3240
PCB Congeners	PCB-154	ng/kg	4	4	100%	252	514	468	426	122
PCB Congeners	PCB-155	ng/kg	4	4	100%	75.2	132	111.5	108	23.8
PCB Congeners	PCB-156/157	ng/kg	4	4	100%	773	1250	1115	1060	210
PCB Congeners	PCB-158	ng/kg	4	4	100%	695	1070	974	928	165
PCB Congeners	PCB-159	ng/kg	4	2	50%	2.08	2.2	2.14	2.14	0.0849
PCB Congeners	PCB-16	ng/kg	4	4	100%	174	307	234.5	238	54.7
PCB Congeners	PCB-161	ng/kg	4	1	25%	1.31	1.31	NA	NA	NA
PCB Congeners	PCB-162	ng/kg	4	4	100%	75.9	110	83.5	88.2	16.1
PCB Congeners	PCB-164	ng/kg	4	4	100%	323	431	372.5	375	59.9
PCB Congeners	PCB-165	ng/kg	4	4	100%	10	17.3	16.25	15	3.37
PCB Congeners	PCB-167	ng/kg	4	4	100%	360	528	497	471	78.3
PCB Congeners	PCB-17	ng/kg	4	4	100%	447	722	536.5	561	119
PCB Congeners	PCB-170	ng/kg	4	4	100%	1580	3280	2180	2310	733
PCB Congeners	PCB-171/173	ng/kg	1	1	25%	703	703	NA	NA	NA
PCB Congeners	PCB-172	ng/kg	4	4	100%	245	348	298	297	44
PCB Congeners	PCB-174	ng/kg	1	1	25%	648	648	NA	NA	NA
PCB Congeners	PCB-175	ng/kg	1	1	25%	68.9	68.9	NA	NA	NA
PCB Congeners	PCB-176	ng/kg	4	4	100%	111	165	121	130	25.2
PCB Congeners	PCB-177	ng/kg	1	1	25%	719	719	NA	NA	NA
PCB Congeners	PCB-178	ng/kg	2	2	50%	497	516	506.5	507	13.4
PCB Congeners	PCB-179	ng/kg	4	4	100%	564	832	620.5	659	118
PCB Congeners	PCB-18/30	ng/kg	4	4	100%	679	1030	794.5	825	150
PCB Congeners	PCB-180/193	ng/kg	4	4	100%	5180	7250	6865	6540	927
PCB Congeners	PCB-181	ng/kg	1	1	25%	27.5	27.5	NA	NA	NA
PCB Congeners	PCB-182	ng/kg	1	1	25%	28.4	28.4	NA	NA	NA
PCB Congeners	PCB-183/185	ng/kg	1	1	25%	2130	2130	NA	NA	NA
PCB Congeners	PCB-184	ng/kg	4	4	100%	12.9	23.1	19.75	18.9	4.57
PCB Congeners	PCB-187	ng/kg	1	1	25%	3450	3450	NA	NA	NA
PCB Congeners	PCB-188	ng/kg	4	4	100%	30.1	36.2	34.85	34	2.68
PCB Congeners	PCB-189	ng/kg	4	4	100%	74	106	98.45	94.2	14.4
PCB Congeners	PCB-19	ng/kg	4	4	100%	200	304	238.5	245	43.4
PCB Congeners	PCB-190	ng/kg	4	4	100%	395	702	504	526	140
PCB Congeners	PCB-191	ng/kg	4	4	100%	80.2	122	97.7	99.4	17.4
PCB Congeners	PCB-192	ng/kg	4	1	25%	1.48	1.48	NA	NA	NA
PCB Congeners	PCB-194	ng/kg	4	4	100%	995	1460	1110	1170	212
PCB Congeners	PCB-195	ng/kg	4	4	100%	265	651	332.5	395	180
PCB Congeners	PCB-196	ng/kg	4	4	100%	450	681	609.5	588	105
PCB Congeners	PCB-197/200	ng/kg	4	4	100%	87.7	125	109.5	108	15.5
PCB Congeners	PCB-198/199	ng/kg	4	4	100%	955	1640	1200	1250	293
PCB Congeners	PCB-2	ng/kg	4	3	75%	1.61	4.4	1.84	2.62	1.55
PCB Congeners	PCB-20/28	ng/kg	4	4	100%	3000	5830	3405	3910	1300
PCB Congeners	PCB-201	ng/kg	4	4	100%	170	221	192	194	20.9
PCB Congeners	PCB-202	ng/kg	4	4	100%	560	731	670	658	72.1

Table 3-16
Statistical Summary of Detected Analytes by Zone - Winter Flounder (Whole Body)

Parameter Group	Analyte	Units	Number of Valid Results[1]	Number of Detects	Detection Frequency	Minimum Detect	Maximum Detect	Median Value	Mean of Detects	Standard Deviation
PCB Congeners	PCB-203	ng/kg	4	4	100%	1070	1240	1195	1180	78.5
PCB Congeners	PCB-204	ng/kg	4	3	75%	2.37	3.45	2.58	2.8	0.573
PCB Congeners	PCB-205	ng/kg	4	4	100%	50.4	66.4	56.35	57.4	8.04
PCB Congeners	PCB-206	ng/kg	4	4	100%	900	1050	934.5	955	65.8
PCB Congeners	PCB-207	ng/kg	4	4	100%	73.8	93.8	81.2	82.5	8.36
PCB Congeners	PCB-208	ng/kg	3	3	75%	277	374	296	316	51.4
PCB Congeners	PCB-209	ng/kg	2	2	50%	351	441	396	396	63.6
PCB Congeners	PCB-21/33	ng/kg	4	4	100%	272	444	353.5	356	72.4
PCB Congeners	PCB-22	ng/kg	4	4	100%	459	860	544.5	602	186
PCB Congeners	PCB-23	ng/kg	4	4	100%	1.03	1.34	1.205	1.2	0.127
PCB Congeners	PCB-24	ng/kg	4	3	75%	10.4	16.3	11.8	12.8	3.08
PCB Congeners	PCB-25	ng/kg	4	4	100%	155	260	179.5	194	46
PCB Congeners	PCB-26/29	ng/kg	4	4	100%	445	664	475.5	515	100
PCB Congeners	PCB-27	ng/kg	4	4	100%	177	254	235	225	33.4
PCB Congeners	PCB-3	ng/kg	4	1	25%	5.94	5.94	NA	NA	NA
PCB Congeners	PCB-31	ng/kg	4	4	100%	1950	3070	2045	2280	531
PCB Congeners	PCB-32	ng/kg	4	4	100%	601	1170	800	843	238
PCB Congeners	PCB-34	ng/kg	4	4	100%	9.87	12.4	11.6	11.4	1.14
PCB Congeners	PCB-35	ng/kg	4	4	100%	2.16	3.92	3.09	3.07	0.721
PCB Congeners	PCB-37	ng/kg	4	4	100%	78	167	108	115	37.3
PCB Congeners	PCB-38	ng/kg	4	4	100%	2.57	4.46	3.225	3.37	0.793
PCB Congeners	PCB-39	ng/kg	4	4	100%	8.36	11.9	11	10.6	1.66
PCB Congeners	PCB-4	ng/kg	4	4	100%	277	396	329	333	49.1
PCB Congeners	PCB-40/71	ng/kg	4	4	100%	1640	2550	2235	2170	382
PCB Congeners	PCB-41	ng/kg	4	4	100%	72	116	94	94	22.2
PCB Congeners	PCB-42	ng/kg	4	4	100%	465	678	578	575	103
PCB Congeners	PCB-43	ng/kg	4	4	100%	58.1	94.7	75.15	75.8	15
PCB Congeners	PCB-44/47/65	ng/kg	4	4	100%	4670	6010	5175	5260	588
PCB Congeners	PCB-45	ng/kg	4	4	100%	182	315	284.5	267	60.7
PCB Congeners	PCB-46	ng/kg	4	4	100%	85.6	122	108.5	106	15.2
PCB Congeners	PCB-48	ng/kg	4	4	100%	419	603	538	525	83.4
PCB Congeners	PCB-49/69	ng/kg	4	4	100%	3120	4430	3580	3680	592
PCB Congeners	PCB-5	ng/kg	4	3	75%	1.88	3.03	2.37	2.43	0.577
PCB Congeners	PCB-50/53	ng/kg	4	4	100%	332	469	407.5	404	57
PCB Congeners	PCB-51	ng/kg	4	4	100%	412	547	509.5	495	63.6
PCB Congeners	PCB-52	ng/kg	4	4	100%	3080	3830	3335	3400	368
PCB Congeners	PCB-54	ng/kg	4	4	100%	30.4	44.9	40.35	39	6.42
PCB Congeners	PCB-55	ng/kg	4	4	100%	22.5	33.2	27.55	27.7	4.51
PCB Congeners	PCB-56	ng/kg	4	4	100%	778	1250	908.5	961	210
PCB Congeners	PCB-57	ng/kg	4	4	100%	22.8	26.6	24.3	24.5	1.73
PCB Congeners	PCB-58	ng/kg	4	4	100%	18.1	21.4	19.3	19.5	1.56
PCB Congeners	PCB-6	ng/kg	4	4	100%	52	76.6	59.25	61.8	11.6
PCB Congeners	PCB-60	ng/kg	4	4	100%	675	1370	838	930	304
PCB Congeners	PCB-61/70/74/76	ng/kg	4	4	100%	6830	11700	8610	8940	2030
PCB Congeners	PCB-62/75	ng/kg	4	4	100%	478	644	526	544	73.6
PCB Congeners	PCB-63	ng/kg	4	4	100%	122	182	154	153	26.4
PCB Congeners	PCB-64	ng/kg	4	4	100%	2160	3520	2500	2670	590
PCB Congeners	PCB-66	ng/kg	4	4	100%	4770	9290	6435	6730	1880
PCB Congeners	PCB-67	ng/kg	4	4	100%	78.8	113	89.45	92.7	16.5
PCB Congeners	PCB-68	ng/kg	4	4	100%	55.2	64.9	58.8	59.4	4.05
PCB Congeners	PCB-7	ng/kg	4	3	75%	4.43	8.55	5.25	6.08	2.18
PCB Congeners	PCB-72	ng/kg	4	4	100%	108	128	119	119	8.23
PCB Congeners	PCB-73	ng/kg	4	4	100%	25.1	35.5	27.75	29	4.57
PCB Congeners	PCB-77	ng/kg	4	4	100%	207	338	268.5	271	53.7
PCB Congeners	PCB-79	ng/kg	4	4	100%	16.8	21.6	19.1	19.2	2.07
PCB Congeners	PCB-8	ng/kg	2	2	50%	155	210	182.5	183	38.9
PCB Congeners	PCB-81	ng/kg	4	4	100%	6.88	11.9	9.015	9.2	2.24
PCB Congeners	PCB-82	ng/kg	4	4	100%	240	352	298.5	297	61
PCB Congeners	PCB-83	ng/kg	4	4	100%	97.9	127	110.5	111	12.5
PCB Congeners	PCB-84	ng/kg	4	4	100%	529	737	682	658	96.1
PCB Congeners	PCB-85/116/117	ng/kg	4	4	100%	1400	2340	1920	1900	386
PCB Congeners	PCB-86/87/97/109/119/125	ng/kg	4	4	100%	2640	3570	3420	3260	432
PCB Congeners	PCB-88	ng/kg	4	3	75%	3.31	5.51	5.21	4.68	1.19
PCB Congeners	PCB-89	ng/kg	4	4	100%	45.9	66.1	52.5	54.3	9.76
PCB Congeners	PCB-9	ng/kg	4	3	75%	11	18.3	13.1	14.1	3.76

Table 3-16
Statistical Summary of Detected Analytes by Zone - Winter Flounder (Whole Body)

Parameter Group	Analyte	Units	Number of Valid Results[1]	Number of Detects	Detection Frequency	Minimum Detect	Maximum Detect	Median Value	Mean of Detects	Standard Deviation
PCB Congeners	PCB-90/101/113	ng/kg	4	4	100%	4100	5240	4600	4640	513
PCB Congeners	PCB-91	ng/kg	4	4	100%	652	953	803	803	136
PCB Congeners	PCB-92	ng/kg	4	4	100%	1010	1220	1065	1090	94.9
PCB Congeners	PCB-93/100	ng/kg	4	4	100%	324	460	376.5	384	63.6
PCB Congeners	PCB-94	ng/kg	4	4	100%	22.5	42	29.75	31	8.2
PCB Congeners	PCB-95	ng/kg	4	4	100%	1760	2760	2350	2310	449
PCB Congeners	PCB-96	ng/kg	4	4	100%	16.4	29.3	25.3	24.1	5.54
PCB Congeners	PCB-98/102	ng/kg	4	4	100%	201	281	253.5	247	34
PCB Congeners	PCB-99	ng/kg	4	4	100%	5590	8130	7160	7010	1090
PCB Congeners	Total PCB Congeners (209)	ng/kg	4	4	100%	127000	173000	159500	155000	19600
Pesticides	2,4'-DDD	pg/g	4	4	100%	493	593	543	543	46
Pesticides	2,4'-DDE	pg/g	4	4	100%	728	1400	1045	1050	275
Pesticides	2,4'-DDT	pg/g	4	4	100%	68.8	182	146	136	53.6
Pesticides	4,4'-DDD	pg/g	4	4	100%	2850	7540	5385	5290	2230
Pesticides	4,4'-DDE	pg/g	4	4	100%	15100	34800	15900	20400	9600
Pesticides	4,4'-DDT	pg/g	4	4	100%	627	980	772.5	788	148
Pesticides	Aldrin	pg/g	4	4	100%	6.18	8.2	7.725	7.46	0.883
Pesticides	Alpha BHC	pg/g	4	4	100%	13.1	25.9	21.15	20.3	5.32
Pesticides	Beta BHC	pg/g	4	4	100%	9.89	14.4	12.2	12.2	1.84
Pesticides	Cis-Chlordane	pg/g	4	4	100%	3370	5740	5175	4870	1030
Pesticides	Cis-Nonachlor	pg/g	4	4	100%	1320	2010	1570	1620	287
Pesticides	Dieldrin	pg/g	4	4	100%	1670	2710	2395	2290	495
Pesticides	Endrin	pg/g	4	1	25%	21.2	21.2	NA	NA	NA
Pesticides	Gamma BHC (Lindane)	pg/g	4	4	100%	17.4	26.7	20.5	21.3	4.14
Pesticides	Heptachlor	pg/g	4	3	75%	12.5	18.3	16.6	15.8	2.98
Pesticides	Heptachlor Epoxide	pg/g	4	4	100%	446	702	624	599	109
Pesticides	Hexachlorobenzene	pg/g	4	4	100%	1210	1360	1265	1280	65.6
Pesticides	Mirex	pg/g	4	4	100%	47.4	57.9	54.2	53.4	5.27
Pesticides	Oxychlordane	pg/g	4	4	100%	204	271	229.5	234	29.3
Pesticides	Trans-Chlordane	pg/g	4	4	100%	1400	2200	1950	1880	354
Pesticides	Trans-Heptachlor Epoxide	pg/g	4	3	75%	289	371	322	327	41.3
Pesticides	Trans-Nonachlor	pg/g	4	4	100%	3320	5450	3540	3960	997
Pesticides	Total Alpha + Gamma Chlordane	pg/g	4	4	100%	5190	7940	6915	6740	1170
Pesticides	Total DDT (2,4)	pg/g	4	4	100%	1310	2180	1725	1740	361
Pesticides	Total DDT (4,4)	pg/g	4	4	100%	19800	43300	21450	26500	11300
Pesticides	Total DDT (2,4 & 4,4)	pg/g	4	4	100%	21100	45500	23150	28200	11600
Physical Parameters	Moisture (Water) Content	%	4	4	100%	354	420	367	377	29.4
Physical Parameters	Percent Moisture	%	4	4	100%	78	80.8	78.6	79	1.24
Semivolatiles	Phenol	ug/kg	4	2	50%	400	450	425	425	35.4
CENTRAL ZONE										
Aroclor PCBs	Aroclor 1248	ug/kg	4	3	75%	52	63.5	55	56.8	5.97
Aroclor PCBs	Aroclor 1254	ug/kg	4	3	75%	91	104	100	98.3	6.66
Aroclor PCBs	Aroclor 1260	ug/kg	4	4	100%	24	39	32.5	32	6.16
Aroclor PCBs	Total Aroclor PCBs (Sum of 7 Aroclors)	ug/kg	4	4	100%	24	206.5	181.5	148	83.9
Aroclor PCBs	Total Aroclor PCBs (Sum of 9 Aroclors)	ug/kg	4	4	100%	24	206.5	181.5	148	83.9
Butyltins	Tributyltin	ug/kg	4	3	75%	4.2	7	6.3	5.83	1.46
Dioxins/Furans	1,2,3,4,6,7,8-HpCDD	ng/kg	4	4	100%	0.367	0.834	0.64425	0.622	0.192
Dioxins/Furans	1,2,3,4,6,7,8-HpCDF	ng/kg	4	4	100%	0.432	3.9115	0.7785	1.48	1.64
Dioxins/Furans	1,2,3,4,7,8,9-HpCDF	ng/kg	4	3	75%	0.0768	0.165	0.13	0.124	0.0444
Dioxins/Furans	1,2,3,4,7,8-HxCDD	ng/kg	4	3	75%	0.0194	0.0665	0.0468	0.0442	0.0237
Dioxins/Furans	1,2,3,4,7,8-HxCDF	ng/kg	4	4	100%	0.234	0.846	0.271	0.406	0.295
Dioxins/Furans	1,2,3,6,7,8-HxCDD	ng/kg	4	4	100%	0.124	0.218	0.1865	0.179	0.0402
Dioxins/Furans	1,2,3,6,7,8-HxCDF	ng/kg	4	4	100%	0.183	0.317	0.242	0.246	0.057
Dioxins/Furans	1,2,3,7,8,9-HxCDD	ng/kg	4	4	100%	0.0414	0.07565	0.0486	0.0536	0.0152
Dioxins/Furans	1,2,3,7,8,9-HxCDF	ng/kg	4	4	100%	0.063	0.1315	0.08795	0.0926	0.0294
Dioxins/Furans	1,2,3,7,8-PCDD	ng/kg	4	3	75%	0.0578	0.308	0.244	0.203	0.13
Dioxins/Furans	1,2,3,7,8-PCDF	ng/kg	4	4	100%	0.216	0.349	0.275	0.279	0.0545
Dioxins/Furans	2,3,4,6,7,8-HxCDF	ng/kg	4	4	100%	0.0503	0.1094	0.074	0.0769	0.0255
Dioxins/Furans	2,3,4,7,8-PCDF	ng/kg	4	4	100%	0.305	0.785	0.61925	0.582	0.219
Dioxins/Furans	2,3,7,8-TCDD	ng/kg	4	4	100%	3.29	5.12	4.1475	4.18	0.773
Dioxins/Furans	2,3,7,8-TCDF	ng/kg	4	4	100%	0.994	2.21	1.81	1.71	0.536
Dioxins/Furans	OCDD	ng/kg	4	4	100%	1.85	6.05	4.855	4.4	1.89
Dioxins/Furans	OCDF	ng/kg	4	4	100%	0.274	7.2355	0.771	2.26	3.32
Dioxins/Furans	Percent Lipids	%	4	4	100%	0.57	1.3	0.9125	0.924	0.335
Metals	Aluminum	mg/kg	4	3	75%	62.2	113	79.1	84.8	25.9

Table 3-16
Statistical Summary of Detected Analytes by Zone - Winter Flounder (Whole Body)

Parameter Group	Analyte	Units	Number of Valid Results[1]	Number of Detects	Detection Frequency	Minimum Detect	Maximum Detect	Median Value	Mean of Detects	Standard Deviation
Metals	Arsenic	mg/kg	4	4	100%	1.345	2.71	1.9	1.96	0.564
Metals	Barium	mg/kg	4	4	100%	0.394	1.27	0.56025	0.696	0.391
Metals	Calcium	mg/kg	4	4	100%	6110	10300	7860	8030	2020
Metals	Chromium	mg/kg	4	4	100%	0.188	0.485	0.3105	0.324	0.123
Metals	Cobalt	mg/kg	4	4	100%	0.04	0.0657	0.0601	0.0565	0.0113
Metals	Copper	mg/kg	4	4	100%	0.683	1.22	1.0675	1.01	0.237
Metals	Iron	mg/kg	4	4	100%	79.1	148	113.5	114	28.2
Metals	Lead	mg/kg	4	4	100%	0.379	0.545	0.41725	0.44	0.0731
Metals	Magnesium	mg/kg	4	4	100%	315	492	389.5	397	73.8
Metals	Manganese	mg/kg	4	4	100%	5.76	10.3	9.18	8.61	1.97
Metals	Mercury	ng/g	4	4	100%	26.4	187	35.65	71.2	77.6
Metals	Methyl Mercury	ng/g	4	4	100%	21.3	38.9	28.4	29.3	7.53
Metals	Nickel	mg/kg	4	3	75%	0.204	0.232	0.225	0.22	0.0146
Metals	Potassium	mg/kg	4	4	100%	3250	4140	3670	3680	364
Metals	Selenium	mg/kg	4	4	100%	0.463	0.675	0.5125	0.541	0.0926
Metals	Silver	mg/kg	4	1	25%	0.0235	0.0235	NA	NA	NA
Metals	Sodium	mg/kg	4	4	100%	1260	1310	1275	1280	21.6
Metals	Titanium	mg/kg	4	4	100%	1.67	2.755	2.565	2.39	0.502
Metals	Vanadium	mg/kg	4	1	25%	0.183	0.183	NA	NA	NA
Metals	Zinc	mg/kg	4	4	100%	18.5	30.7	25.375	25	5.13
PCB Congeners	PCB-1	ng/kg	4	4	100%	27.1	62.4	53.85	49.3	15.7
PCB Congeners	PCB-10	ng/kg	4	4	100%	25.2	60.4	54.75	48.8	16
PCB Congeners	PCB-103	ng/kg	4	4	100%	57.3	103	88.025	84.1	19.9
PCB Congeners	PCB-104	ng/kg	4	4	100%	7.88	15.6	12.5	12.1	3.29
PCB Congeners	PCB-105	ng/kg	4	4	100%	1780	2550	2382.5	2270	352
PCB Congeners	PCB-107	ng/kg	4	4	100%	378	561	456	463	81.6
PCB Congeners	PCB-108/124	ng/kg	4	4	100%	148	230	188.75	189	36.2
PCB Congeners	PCB-11	ng/kg	4	3	75%	43.5	47.9	45.25	45.6	2.22
PCB Congeners	PCB-110/115	ng/kg	3	3	75%	5880	7520	6760	6720	821
PCB Congeners	PCB-111	ng/kg	4	4	100%	12.9	18.6	15.95	15.9	2.48
PCB Congeners	PCB-112	ng/kg	4	1	25%	36.7	36.7	NA	NA	NA
PCB Congeners	PCB-114	ng/kg	4	4	100%	138	220	192.25	186	36.4
PCB Congeners	PCB-118	ng/kg	4	4	100%	6580	10200	8762.5	8580	1570
PCB Congeners	PCB-12/13	ng/kg	4	4	100%	5.63	10.3	8.98	8.47	2
PCB Congeners	PCB-120	ng/kg	4	4	100%	55.1	81.3	65.925	67.1	11
PCB Congeners	PCB-121	ng/kg	4	4	100%	4.335	9.28	6.595	6.7	2.03
PCB Congeners	PCB-122	ng/kg	4	4	100%	12.1	22.2	16.5	16.8	4.25
PCB Congeners	PCB-123	ng/kg	4	4	100%	125	196	170.5	166	32.2
PCB Congeners	PCB-126	ng/kg	4	4	100%	14.9	20.6	18.675	18.2	2.45
PCB Congeners	PCB-127	ng/kg	4	4	100%	6.9	17.7	8.9075	10.6	4.84
PCB Congeners	PCB-128/166	ng/kg	4	4	100%	993	1650	1225	1270	287
PCB Congeners	PCB-129/138/163	ng/kg	4	4	100%	8350	15100	10275	11000	2920
PCB Congeners	PCB-130	ng/kg	4	4	100%	232	341	284.25	285	44.9
PCB Congeners	PCB-131	ng/kg	4	4	100%	26.6	38.5	32.95	32.8	5.5
PCB Congeners	PCB-132	ng/kg	3	3	75%	844	1200	944	996	184
PCB Congeners	PCB-133	ng/kg	4	4	100%	165	237	187	194	32.3
PCB Congeners	PCB-134	ng/kg	3	3	75%	194	307	240	247	56.8
PCB Congeners	PCB-135/151	ng/kg	4	4	100%	1360	1990	1760	1720	313
PCB Congeners	PCB-136	ng/kg	4	4	100%	242	362	322	312	58.3
PCB Congeners	PCB-137	ng/kg	4	4	100%	344	661	417.75	460	145
PCB Congeners	PCB-139/140	ng/kg	4	4	100%	135	257	171.25	184	52.3
PCB Congeners	PCB-141	ng/kg	4	4	100%	848	1140	1017.75	1010	123
PCB Congeners	PCB-144	ng/kg	4	4	100%	176	231	204.75	204	29.2
PCB Congeners	PCB-145	ng/kg	4	2	50%	1.78	2.13	1.955	1.96	0.247
PCB Congeners	PCB-146	ng/kg	3	3	75%	934	1190	986	1040	135
PCB Congeners	PCB-147/149	ng/kg	4	4	100%	2340	3670	3162.5	3080	582
PCB Congeners	PCB-148	ng/kg	4	4	100%	23.2	34.5	28.95	28.9	5.41
PCB Congeners	PCB-15	ng/kg	4	4	100%	32.8	63.8	57.3	52.8	13.7
PCB Congeners	PCB-150	ng/kg	4	4	100%	27.5	42.4	34.35	34.7	6.41
PCB Congeners	PCB-152	ng/kg	4	4	100%	4.83	8.97	7.3175	7.11	1.87
PCB Congeners	PCB-153/168	ng/kg	4	4	100%	8970	20300	11350	13000	5030
PCB Congeners	PCB-154	ng/kg	4	4	100%	312	558	429.5	432	100
PCB Congeners	PCB-155	ng/kg	4	4	100%	44.5	97	73.6	72.2	21.7
PCB Congeners	PCB-156/157	ng/kg	4	4	100%	746	1220	961.5	972	202
PCB Congeners	PCB-158	ng/kg	4	4	100%	628	1160	785.25	840	234

Table 3-16
Statistical Summary of Detected Analytes by Zone - Winter Flounder (Whole Body)

Parameter Group	Analyte	Units	Number of Valid Results[1]	Number of Detects	Detection Frequency	Minimum Detect	Maximum Detect	Median Value	Mean of Detects	Standard Deviation
PCB Congeners	PCB-16	ng/kg	4	4	100%	135	272	255.75	230	63.5
PCB Congeners	PCB-162	ng/kg	4	4	100%	66.1	87.6	70.8	73.8	9.85
PCB Congeners	PCB-164	ng/kg	4	4	100%	260	366	314	314	49.7
PCB Congeners	PCB-165	ng/kg	3	3	75%	11.9	20.6	16.3	16.3	4.35
PCB Congeners	PCB-167	ng/kg	4	4	100%	320	530	425.25	425	88.5
PCB Congeners	PCB-17	ng/kg	4	4	100%	338	609	569.25	521	124
PCB Congeners	PCB-170	ng/kg	4	4	100%	1370	2380	1790	1830	419
PCB Congeners	PCB-171/173	ng/kg	1	1	25%	918	918	NA	NA	NA
PCB Congeners	PCB-172	ng/kg	4	4	100%	199	290	275.75	260	42.2
PCB Congeners	PCB-174	ng/kg	1	1	25%	590	590	NA	NA	NA
PCB Congeners	PCB-175	ng/kg	1	1	25%	70.1	70.1	NA	NA	NA
PCB Congeners	PCB-176	ng/kg	4	4	100%	86.5	129	117	112	18.3
PCB Congeners	PCB-177	ng/kg	1	1	25%	613	613	NA	NA	NA
PCB Congeners	PCB-178	ng/kg	3	3	75%	378	527	504	470	80.2
PCB Congeners	PCB-179	ng/kg	4	4	100%	455	702	618	598	104
PCB Congeners	PCB-18/30	ng/kg	4	4	100%	487	900	850.5	772	192
PCB Congeners	PCB-180/193	ng/kg	4	4	100%	4210	8600	5590	6000	1850
PCB Congeners	PCB-181	ng/kg	1	1	25%	37.7	37.7	NA	NA	NA
PCB Congeners	PCB-182	ng/kg	1	1	25%	31.4	31.4	NA	NA	NA
PCB Congeners	PCB-183/185	ng/kg	1	1	25%	2980	2980	NA	NA	NA
PCB Congeners	PCB-184	ng/kg	4	4	100%	14.1	25.8	17.2	18.6	5.2
PCB Congeners	PCB-187	ng/kg	1	1	25%	3660	3660	NA	NA	NA
PCB Congeners	PCB-188	ng/kg	4	4	100%	23.9	41.9	32.625	32.8	7.35
PCB Congeners	PCB-189	ng/kg	4	4	100%	58.3	106	79.575	80.9	19.5
PCB Congeners	PCB-19	ng/kg	4	4	100%	155	284.5	267	243	60.7
PCB Congeners	PCB-190	ng/kg	4	4	100%	286	564	405.25	415	114
PCB Congeners	PCB-191	ng/kg	4	4	100%	61.8	127	80.675	87.5	27.9
PCB Congeners	PCB-194	ng/kg	4	4	100%	574	1210	1000.5	946	305
PCB Congeners	PCB-195	ng/kg	4	4	100%	196	368	298.25	290	72.4
PCB Congeners	PCB-196	ng/kg	4	4	100%	369	780	531.25	553	170
PCB Congeners	PCB-197/200	ng/kg	4	4	100%	67.8	137	107.35	105	30.4
PCB Congeners	PCB-198/199	ng/kg	4	4	100%	783	1475	1240	1180	318
PCB Congeners	PCB-2	ng/kg	4	2	50%	1.32	1.67	1.495	1.5	0.247
PCB Congeners	PCB-20/28	ng/kg	4	4	100%	2010	3410	2985	2850	643
PCB Congeners	PCB-201	ng/kg	4	4	100%	136	254	205.75	200	49.9
PCB Congeners	PCB-202	ng/kg	4	4	100%	476	709	660.75	627	106
PCB Congeners	PCB-203	ng/kg	4	4	100%	700	1690	1111.5	1150	427
PCB Congeners	PCB-204	ng/kg	4	3	75%	2.105	4.2	2.18	2.83	1.19
PCB Congeners	PCB-205	ng/kg	4	4	100%	31.4	65.7	51	49.8	14.9
PCB Congeners	PCB-206	ng/kg	4	4	100%	553	1210	922.5	902	310
PCB Congeners	PCB-207	ng/kg	4	4	100%	55	109	80.65	81.3	24.2
PCB Congeners	PCB-208	ng/kg	3	3	75%	221	374	267	287	78.5
PCB Congeners	PCB-209	ng/kg	4	4	100%	293	561	430.25	429	119
PCB Congeners	PCB-21/33	ng/kg	4	4	100%	210	392	349.5	325	80.4
PCB Congeners	PCB-22	ng/kg	4	4	100%	303	539	468.75	445	102
PCB Congeners	PCB-23	ng/kg	4	2	50%	0.9525	1.53	1.24125	1.24	0.408
PCB Congeners	PCB-24	ng/kg	4	1	25%	8.04	8.04	NA	NA	NA
PCB Congeners	PCB-25	ng/kg	4	4	100%	98.4	190	166	155	39.5
PCB Congeners	PCB-26/29	ng/kg	4	4	100%	274	495.5	471.5	428	105
PCB Congeners	PCB-27	ng/kg	4	4	100%	147	258	249.75	226	53
PCB Congeners	PCB-3	ng/kg	4	2	50%	5.57	6.89	6.23	6.23	0.933
PCB Congeners	PCB-31	ng/kg	4	4	100%	1160	2250	1887.5	1800	471
PCB Congeners	PCB-32	ng/kg	4	4	100%	485	868	767.25	722	169
PCB Congeners	PCB-34	ng/kg	4	4	100%	8.26	15.3	12.975	12.4	2.97
PCB Congeners	PCB-35	ng/kg	4	4	100%	1.78	2.72	2.185	2.22	0.393
PCB Congeners	PCB-37	ng/kg	4	4	100%	67.3	102	92.95	88.8	15.8
PCB Congeners	PCB-38	ng/kg	4	4	100%	1.96	3.15	2.685	2.62	0.5
PCB Congeners	PCB-39	ng/kg	4	4	100%	6.98	10.425	8.355	8.53	1.54
PCB Congeners	PCB-4	ng/kg	4	4	100%	208	429.5	376.5	348	98.3
PCB Congeners	PCB-40/71	ng/kg	4	4	100%	1310	2350	2007.5	1920	444
PCB Congeners	PCB-41	ng/kg	4	4	100%	58	116	84.975	86	23.8
PCB Congeners	PCB-42	ng/kg	4	4	100%	336	600	499.75	484	115
PCB Congeners	PCB-43	ng/kg	4	4	100%	47.2	94.7	81.45	76.2	20.9
PCB Congeners	PCB-44/47/65	ng/kg	4	4	100%	3660	5190	4400	4410	663
PCB Congeners	PCB-45	ng/kg	4	4	100%	130	328	236.75	233	82

Table 3-16
Statistical Summary of Detected Analytes by Zone - Winter Flounder (Whole Body)

Parameter Group	Analyte	Units	Number of Valid Results[1]	Number of Detects	Detection Frequency	Minimum Detect	Maximum Detect	Median Value	Mean of Detects	Standard Deviation
PCB Congeners	PCB-46	ng/kg	4	4	100%	62.6	128	107.525	101	28.5
PCB Congeners	PCB-48	ng/kg	4	4	100%	294	577	469.75	453	117
PCB Congeners	PCB-49/69	ng/kg	4	4	100%	2100	3530	3152.5	2980	624
PCB Congeners	PCB-5	ng/kg	4	4	100%	1.19	2.63	1.5335	1.72	0.635
PCB Congeners	PCB-50/53	ng/kg	4	4	100%	220	491	411	383	116
PCB Congeners	PCB-51	ng/kg	4	4	100%	260	488	456.5	415	105
PCB Congeners	PCB-52	ng/kg	4	4	100%	1900	3620	3280	3020	766
PCB Congeners	PCB-54	ng/kg	4	4	100%	22.4	44.6	39.75	36.6	10.1
PCB Congeners	PCB-55	ng/kg	4	3	75%	12.4	25.4	22.3	20	6.79
PCB Congeners	PCB-56	ng/kg	4	4	100%	456	875	710	688	173
PCB Congeners	PCB-57	ng/kg	4	4	100%	13.8	27.5	22.85	21.8	5.74
PCB Congeners	PCB-58	ng/kg	4	4	100%	11.6	19.7	15.75	15.7	3.49
PCB Congeners	PCB-6	ng/kg	4	4	100%	40.6	76.3	64.2	61.3	15.2
PCB Congeners	PCB-60	ng/kg	4	4	100%	589	844	654.5	686	116
PCB Congeners	PCB-61/70/74/76	ng/kg	4	4	100%	5970	8510	6822.5	7030	1190
PCB Congeners	PCB-62/75	ng/kg	4	4	100%	344	524	443.75	439	76.6
PCB Congeners	PCB-63	ng/kg	4	4	100%	87.1	173	135.75	133	35.2
PCB Congeners	PCB-64	ng/kg	4	4	100%	1620	2430	2100	2060	364
PCB Congeners	PCB-66	ng/kg	4	4	100%	4150	5780	4942.5	4950	686
PCB Congeners	PCB-67	ng/kg	4	4	100%	45.6	95.5	75.475	73	20.6
PCB Congeners	PCB-68	ng/kg	4	4	100%	37.8	71.1	54.65	54.6	13.9
PCB Congeners	PCB-7	ng/kg	4	3	75%	3.38	6.72	5.95	5.35	1.75
PCB Congeners	PCB-72	ng/kg	4	4	100%	89.7	128	110.2	110	18.2
PCB Congeners	PCB-73	ng/kg	4	3	75%	20.4	41.2	27.4	29.7	10.6
PCB Congeners	PCB-77	ng/kg	4	4	100%	129	247	211.5	200	50.9
PCB Congeners	PCB-79	ng/kg	4	4	100%	12.2	20.4	19.9	18.1	3.94
PCB Congeners	PCB-8	ng/kg	4	4	100%	123	248	219	202	56.3
PCB Congeners	PCB-80	ng/kg	4	1	25%	1.16	1.16	NA	NA	NA
PCB Congeners	PCB-81	ng/kg	4	4	100%	3.66	8.01	5.825	5.83	1.83
PCB Congeners	PCB-82	ng/kg	4	4	100%	173	303	258.25	248	54.5
PCB Congeners	PCB-83	ng/kg	4	4	100%	70.6	111	100.6	95.7	17.5
PCB Congeners	PCB-84	ng/kg	4	4	100%	448	719	625.75	605	115
PCB Congeners	PCB-85/116/117	ng/kg	4	4	100%	1300	1900	1655	1630	261
PCB Congeners	PCB-86/87/97/109/119/125	ng/kg	4	4	100%	2530	3190	2862.5	2860	280
PCB Congeners	PCB-89	ng/kg	4	4	100%	30.8	54.1	47.175	44.8	10.3
PCB Congeners	PCB-9	ng/kg	4	4	100%	7.6	16.1	12.6	12.2	3.53
PCB Congeners	PCB-90/101/113	ng/kg	4	4	100%	3450	4660	4235	4150	578
PCB Congeners	PCB-91	ng/kg	4	4	100%	508	862	765.75	725	158
PCB Congeners	PCB-92	ng/kg	4	4	100%	869	1180	1050.5	1040	154
PCB Congeners	PCB-93/100	ng/kg	4	4	100%	229	445	362.75	350	89.4
PCB Congeners	PCB-94	ng/kg	4	4	100%	19.5	39.1	32.325	30.8	8.23
PCB Congeners	PCB-95	ng/kg	4	4	100%	1520	2550	1990	2010	424
PCB Congeners	PCB-96	ng/kg	4	4	100%	13.6	30.9	26.8	24.5	7.54
PCB Congeners	PCB-98/102	ng/kg	4	4	100%	144	275	246.25	228	59.4
PCB Congeners	PCB-99	ng/kg	4	4	100%	5000	8680	6422.5	6630	1530
PCB Congeners	Total PCB Congeners (209)	ng/kg	4	4	100%	114000	153000	136750	135000	18100
Pesticides	2,4'-DDD	pg/g	4	4	100%	302	836	666.75	618	232
Pesticides	2,4'-DDE	pg/g	4	4	100%	549	2240	1275.25	1330	716
Pesticides	2,4'-DDT	pg/g	4	4	100%	53.4	698	137.55	257	304
Pesticides	4,4'-DDD	pg/g	4	4	100%	2220	10600	7837.5	7120	3560
Pesticides	4,4'-DDE	pg/g	4	4	100%	17900	28000	20575	21800	4850
Pesticides	4,4'-DDT	pg/g	4	4	100%	409.5	3520	970.5	1470	1460
Pesticides	Aldrin	pg/g	4	4	100%	3.8	9.64	8.6775	7.7	2.68
Pesticides	Alpha BHC	pg/g	4	4	100%	13	36.4	20.725	22.7	10.1
Pesticides	Beta BHC	pg/g	4	3	75%	7.29	13.3	11	10.5	3.03
Pesticides	Cis-Chlordane	pg/g	4	4	100%	3770	5040	4497.5	4450	681
Pesticides	Cis-Nonachlor	pg/g	4	4	100%	1170	1700	1390	1410	228
Pesticides	Dieldrin	pg/g	4	4	100%	1210	2120	1862.5	1760	390
Pesticides	Gamma BHC (Lindane)	pg/g	4	4	100%	8.26	17.2	15.525	14.1	4.01
Pesticides	Heptachlor	pg/g	4	1	25%	8.17	8.17	NA	NA	NA
Pesticides	Heptachlor Epoxide	pg/g	4	4	100%	269	571	535.25	478	142
Pesticides	Hexachlorobenzene	pg/g	4	4	100%	413	711	621.25	592	126
Pesticides	Mirex	pg/g	4	4	100%	46.6	71.2	57.475	58.2	11.8
Pesticides	Oxychlordane	pg/g	4	4	100%	166	241.5	201.5	203	32.5
Pesticides	Trans-Chlordane	pg/g	4	4	100%	1030	1940	1835	1660	430

Table 3-16
Statistical Summary of Detected Analytes by Zone - Winter Flounder (Whole Body)

Parameter Group	Analyte	Units	Number of Valid Results[1]	Number of Detects	Detection Frequency	Minimum Detect	Maximum Detect	Median Value	Mean of Detects	Standard Deviation
Pesticides	Trans-Heptachlor Epoxide	pg/g	4	2	50%	233	327	280	280	66.5
Pesticides	Trans-Nonachlor	pg/g	4	4	100%	3290	3990	3515	3580	309
Pesticides	Total Alpha + Gamma Chlordane	pg/g	4	4	100%	4990	6980	6237.5	6110	1020
Pesticides	Total DDT (2,4)	pg/g	4	4	100%	904	3190	2370	2210	1090
Pesticides	Total DDT (4,4)	pg/g	4	4	100%	20600	42100	29375	30400	9390
Pesticides	Total DDT (2,4 & 4,4)	pg/g	4	4	100%	21500	45100	31800	32600	10300
Physical Parameters	Moisture (Water) Content	%	4	4	100%	372.5	461	382	399	41.4
Physical Parameters	Percent Moisture	%	4	4	100%	78.8	82.2	79.25	79.9	1.56
Semivolatiles	Benzaldehyde	ug/kg	4	1	25%	1300	1300	NA	NA	NA
SOUTH ZONE										
Aroclor PCBs	Aroclor 1248	ug/kg	2	1	50%	47	47	NA	NA	NA
Aroclor PCBs	Aroclor 1254	ug/kg	2	1	50%	100	100	NA	NA	NA
Aroclor PCBs	Aroclor 1260	ug/kg	2	2	100%	38	47	42.5	42.5	6.36
Aroclor PCBs	Total Aroclor PCBs (Sum of 7 Aroclors)	ug/kg	2	2	100%	38	194	116	116	110
Aroclor PCBs	Total Aroclor PCBs (Sum of 9 Aroclors)	ug/kg	2	2	100%	38	194	116	116	110
Butyltins	Tributyltin	ug/kg	2	2	100%	2.7	4.1	3.4	3.4	0.99
Dioxins/Furans	1,2,3,4,6,7,8-HpCDD	ng/kg	2	2	100%	0.289	0.874	0.5815	0.582	0.414
Dioxins/Furans	1,2,3,4,6,7,8-HpCDF	ng/kg	2	2	100%	0.5	0.975	0.7375	0.738	0.336
Dioxins/Furans	1,2,3,4,7,8,9-HpCDF	ng/kg	2	1	50%	0.0776	0.0776	NA	NA	NA
Dioxins/Furans	1,2,3,4,7,8-HxCDD	ng/kg	2	2	100%	0.0333	0.0445	0.0389	0.0389	0.00792
Dioxins/Furans	1,2,3,4,7,8-HxCDF	ng/kg	2	2	100%	0.105	0.224	0.1645	0.165	0.0841
Dioxins/Furans	1,2,3,6,7,8-HxCDD	ng/kg	2	2	100%	0.131	0.2	0.1655	0.166	0.0488
Dioxins/Furans	1,2,3,6,7,8-HxCDF	ng/kg	2	2	100%	0.154	0.233	0.1935	0.194	0.0559
Dioxins/Furans	1,2,3,7,8,9-HxCDD	ng/kg	2	2	100%	0.0391	0.0605	0.0498	0.0498	0.0151
Dioxins/Furans	1,2,3,7,8,9-HxCDF	ng/kg	2	2	100%	0.0828	0.0852	0.084	0.084	0.0017
Dioxins/Furans	1,2,3,7,8-PCDD	ng/kg	2	1	50%	0.132	0.132	NA	NA	NA
Dioxins/Furans	1,2,3,7,8-PCDF	ng/kg	2	2	100%	0.231	0.299	0.265	0.265	0.0481
Dioxins/Furans	2,3,4,6,7,8-HxCDF	ng/kg	2	2	100%	0.0676	0.143	0.1053	0.105	0.0533
Dioxins/Furans	2,3,4,7,8-PCDF	ng/kg	2	2	100%	0.437	0.563	0.5	0.5	0.0891
Dioxins/Furans	2,3,7,8-TCDD	ng/kg	2	2	100%	2	4.16	3.08	3.08	1.53
Dioxins/Furans	2,3,7,8-TCDF	ng/kg	2	2	100%	1.28	1.7	1.49	1.49	0.297
Dioxins/Furans	OCDD	ng/kg	2	2	100%	1.35	5.32	3.335	3.34	2.81
Dioxins/Furans	OCDF	ng/kg	2	2	100%	0.197	0.578	0.3875	0.388	0.269
Dioxins/Furans	Percent Lipids	%	2	2	100%	0.59	1.2	0.895	0.895	0.431
Metals	Aluminum	mg/kg	2	1	50%	23.8	23.8	NA	NA	NA
Metals	Arsenic	mg/kg	2	2	100%	1.71	2.01	1.86	1.86	0.212
Metals	Barium	mg/kg	2	2	100%	0.317	0.374	0.3455	0.346	0.0403
Metals	Calcium	mg/kg	2	2	100%	6990	7200	7095	7100	148
Metals	Chromium	mg/kg	2	2	100%	0.229	0.419	0.324	0.324	0.134
Metals	Cobalt	mg/kg	2	2	100%	0.0324	0.487	0.2597	0.26	0.321
Metals	Copper	mg/kg	2	2	100%	0.805	0.954	0.8795	0.88	0.105
Metals	Iron	mg/kg	2	2	100%	41.7	94.2	67.95	68	37.1
Metals	Lead	mg/kg	2	2	100%	0.364	0.366	0.365	0.365	0.00141
Metals	Magnesium	mg/kg	2	2	100%	370	373	371.5	372	2.12
Metals	Manganese	mg/kg	2	2	100%	5.65	6.83	6.24	6.24	0.834
Metals	Mercury	ng/g	2	2	100%	25.4	32.8	29.1	29.1	5.23
Metals	Methyl Mercury	ng/g	2	2	100%	28.3	31	29.65	29.7	1.91
Metals	Nickel	mg/kg	2	2	100%	0.188	0.213	0.2005	0.201	0.0177
Metals	Potassium	mg/kg	2	2	100%	3760	3890	3825	3830	91.9
Metals	Selenium	mg/kg	2	2	100%	0.423	0.701	0.562	0.562	0.197
Metals	Sodium	mg/kg	2	2	100%	1280	1580	1430	1430	212
Metals	Titanium	mg/kg	2	1	50%	1.48	1.48	NA	NA	NA
Metals	Zinc	mg/kg	2	2	100%	18.1	19.3	18.7	18.7	0.849
PCB Congeners	PCB-1	ng/kg	2	2	100%	57.2	59.8	58.5	58.5	1.84
PCB Congeners	PCB-10	ng/kg	2	2	100%	44.3	77.1	60.7	60.7	23.2
PCB Congeners	PCB-103	ng/kg	2	2	100%	60.3	65.5	62.9	62.9	3.68
PCB Congeners	PCB-104	ng/kg	2	2	100%	7.66	9.1	8.38	8.38	1.02
PCB Congeners	PCB-105	ng/kg	2	2	100%	2480	2750	2615	2620	191
PCB Congeners	PCB-107	ng/kg	2	2	100%	384	438	411	411	38.2
PCB Congeners	PCB-108/124	ng/kg	2	2	100%	174	211	192.5	193	26.2
PCB Congeners	PCB-11	ng/kg	2	2	100%	32.8	49.7	41.25	41.3	12
PCB Congeners	PCB-110/115	ng/kg	1	1	50%	7350	7350	NA	NA	NA
PCB Congeners	PCB-111	ng/kg	2	2	100%	14.4	15.1	14.75	14.8	0.495
PCB Congeners	PCB-112	ng/kg	2	1	50%	25.3	25.3	NA	NA	NA
PCB Congeners	PCB-114	ng/kg	2	2	100%	210	212	211	211	1.41

Table 3-16
Statistical Summary of Detected Analytes by Zone - Winter Flounder (Whole Body)

Parameter Group	Analyte	Units	Number of Valid Results[1]	Number of Detects	Detection Frequency	Minimum Detect	Maximum Detect	Median Value	Mean of Detects	Standard Deviation
PCB Congeners	PCB-118	ng/kg	2	2	100%	8220	9020	8620	8620	566
PCB Congeners	PCB-12/13	ng/kg	2	2	100%	3.83	8.18	6.005	6.01	3.08
PCB Congeners	PCB-120	ng/kg	2	2	100%	60.7	65.8	63.25	63.3	3.61
PCB Congeners	PCB-121	ng/kg	2	2	100%	6.03	6.56	6.295	6.3	0.375
PCB Congeners	PCB-122	ng/kg	2	2	100%	16.7	16.7	16.7	16.7	0
PCB Congeners	PCB-123	ng/kg	2	2	100%	158	176	167	167	12.7
PCB Congeners	PCB-126	ng/kg	1	1	50%	18.9	18.9	NA	NA	NA
PCB Congeners	PCB-127	ng/kg	2	2	100%	12.7	13.2	12.95	13	0.354
PCB Congeners	PCB-128/166	ng/kg	2	2	100%	1310	1510	1410	1410	141
PCB Congeners	PCB-129/138/163	ng/kg	2	2	100%	11200	11900	11550	11600	495
PCB Congeners	PCB-130	ng/kg	2	2	100%	264	273	268.5	269	6.36
PCB Congeners	PCB-131	ng/kg	2	2	100%	28	33.1	30.55	30.6	3.61
PCB Congeners	PCB-132	ng/kg	2	2	100%	906	1150	1028	1030	173
PCB Congeners	PCB-133	ng/kg	2	2	100%	187	201	194	194	9.9
PCB Congeners	PCB-134	ng/kg	2	2	100%	225	263	244	244	26.9
PCB Congeners	PCB-135/151	ng/kg	2	2	100%	1710	1830	1770	1770	84.9
PCB Congeners	PCB-136	ng/kg	2	2	100%	348	350	349	349	1.41
PCB Congeners	PCB-137	ng/kg	2	2	100%	485	523	504	504	26.9
PCB Congeners	PCB-139/140	ng/kg	2	2	100%	201	202	201.5	202	0.707
PCB Congeners	PCB-141	ng/kg	2	2	100%	1140	1320	1230	1230	127
PCB Congeners	PCB-144	ng/kg	2	2	100%	209	215	212	212	4.24
PCB Congeners	PCB-145	ng/kg	2	1	50%	1.99	1.99	NA	NA	NA
PCB Congeners	PCB-146	ng/kg	2	2	100%	1000	1080	1040	1040	56.6
PCB Congeners	PCB-147/149	ng/kg	2	2	100%	3200	3300	3250	3250	70.7
PCB Congeners	PCB-148	ng/kg	2	2	100%	26.6	26.8	26.7	26.7	0.141
PCB Congeners	PCB-15	ng/kg	2	2	100%	26	51.3	38.65	38.7	17.9
PCB Congeners	PCB-150	ng/kg	2	2	100%	35.1	37.9	36.5	36.5	1.98
PCB Congeners	PCB-152	ng/kg	2	2	100%	5	7.49	6.245	6.25	1.76
PCB Congeners	PCB-153/168	ng/kg	2	2	100%	12600	14400	13500	13500	1270
PCB Congeners	PCB-154	ng/kg	2	2	100%	433	468	450.5	451	24.7
PCB Congeners	PCB-155	ng/kg	2	2	100%	71.4	117	94.2	94.2	32.2
PCB Congeners	PCB-156/157	ng/kg	2	2	100%	1060	1140	1100	1100	56.6
PCB Congeners	PCB-158	ng/kg	2	2	100%	952	1060	1006	1010	76.4
PCB Congeners	PCB-16	ng/kg	2	2	100%	183	183	183	183	0
PCB Congeners	PCB-162	ng/kg	2	2	100%	76.7	80	78.35	78.4	2.33
PCB Congeners	PCB-164	ng/kg	2	2	100%	313	338	325.5	326	17.7
PCB Congeners	PCB-165	ng/kg	2	2	100%	13.1	14.1	13.6	13.6	0.707
PCB Congeners	PCB-167	ng/kg	2	2	100%	449	470	459.5	460	14.8
PCB Congeners	PCB-17	ng/kg	2	2	100%	454	464	459	459	7.07
PCB Congeners	PCB-170	ng/kg	2	2	100%	2090	2270	2180	2180	127
PCB Congeners	PCB-171/173	ng/kg	2	2	100%	676	761	718.5	719	60.1
PCB Congeners	PCB-172	ng/kg	2	2	100%	286	303	294.5	295	12
PCB Congeners	PCB-174	ng/kg	2	2	100%	679	791	735	735	79.2
PCB Congeners	PCB-175	ng/kg	1	1	50%	65.5	65.5	NA	NA	NA
PCB Congeners	PCB-176	ng/kg	2	2	100%	127	133	130	130	4.24
PCB Congeners	PCB-177	ng/kg	2	2	100%	707	748	727.5	728	29
PCB Congeners	PCB-178	ng/kg	2	2	100%	454	508	481	481	38.2
PCB Congeners	PCB-179	ng/kg	2	2	100%	543	673	608	608	91.9
PCB Congeners	PCB-18/30	ng/kg	2	2	100%	731	744	737.5	738	9.19
PCB Congeners	PCB-180/193	ng/kg	2	2	100%	6500	6880	6690	6690	269
PCB Congeners	PCB-181	ng/kg	1	1	50%	25	25	NA	NA	NA
PCB Congeners	PCB-182	ng/kg	2	2	100%	22.5	25.6	24.05	24.1	2.19
PCB Congeners	PCB-183/185	ng/kg	1	1	50%	2280	2280	NA	NA	NA
PCB Congeners	PCB-184	ng/kg	2	2	100%	17.8	18.6	18.2	18.2	0.566
PCB Congeners	PCB-187	ng/kg	1	1	50%	3650	3650	NA	NA	NA
PCB Congeners	PCB-188	ng/kg	2	2	100%	35	36.5	35.75	35.8	1.06
PCB Congeners	PCB-189	ng/kg	2	2	100%	89.7	92.1	90.9	90.9	1.7
PCB Congeners	PCB-19	ng/kg	2	2	100%	231	281	256	256	35.4
PCB Congeners	PCB-190	ng/kg	2	2	100%	533	566	549.5	550	23.3
PCB Congeners	PCB-191	ng/kg	2	2	100%	104	119	111.5	112	10.6
PCB Congeners	PCB-194	ng/kg	2	2	100%	1100	1410	1255	1260	219
PCB Congeners	PCB-195	ng/kg	2	2	100%	410	423	416.5	417	9.19
PCB Congeners	PCB-196	ng/kg	2	2	100%	737	740	738.5	739	2.12
PCB Congeners	PCB-197/200	ng/kg	2	2	100%	126	140	133	133	9.9
PCB Congeners	PCB-198/199	ng/kg	2	2	100%	1250	1590	1420	1420	240

Table 3-16
Statistical Summary of Detected Analytes by Zone - Winter Flounder (Whole Body)

Parameter Group	Analyte	Units	Number of Valid Results[1]	Number of Detects	Detection Frequency	Minimum Detect	Maximum Detect	Median Value	Mean of Detects	Standard Deviation
PCB Congeners	PCB-2	ng/kg	2	2	100%	1.28	2.64	1.96	1.96	0.962
PCB Congeners	PCB-20/28	ng/kg	2	2	100%	2870	3240	3055	3060	262
PCB Congeners	PCB-201	ng/kg	2	2	100%	215	248	231.5	232	23.3
PCB Congeners	PCB-202	ng/kg	2	2	100%	568	751	659.5	660	129
PCB Congeners	PCB-203	ng/kg	2	2	100%	1420	1470	1445	1450	35.4
PCB Congeners	PCB-204	ng/kg	2	2	100%	2.48	3.42	2.95	2.95	0.665
PCB Congeners	PCB-205	ng/kg	2	2	100%	69.6	72.8	71.2	71.2	2.26
PCB Congeners	PCB-206	ng/kg	2	2	100%	1010	1260	1135	1140	177
PCB Congeners	PCB-207	ng/kg	2	2	100%	96.9	122	109.45	109	17.7
PCB Congeners	PCB-208	ng/kg	2	2	100%	309	454	381.5	382	103
PCB Congeners	PCB-209	ng/kg	1	1	50%	700	700	NA	NA	NA
PCB Congeners	PCB-21/33	ng/kg	2	2	100%	188	303	245.5	246	81.3
PCB Congeners	PCB-22	ng/kg	2	2	100%	381	505	443	443	87.7
PCB Congeners	PCB-23	ng/kg	2	2	100%	0.953	1.1	1.0265	1.03	0.104
PCB Congeners	PCB-24	ng/kg	2	1	50%	8.38	8.38	NA	NA	NA
PCB Congeners	PCB-25	ng/kg	2	2	100%	124	129	126.5	127	3.54
PCB Congeners	PCB-26/29	ng/kg	2	2	100%	368	417	392.5	393	34.6
PCB Congeners	PCB-27	ng/kg	2	2	100%	212	232	222	222	14.1
PCB Congeners	PCB-3	ng/kg	2	1	50%	3.13	3.13	NA	NA	NA
PCB Congeners	PCB-31	ng/kg	2	2	100%	1650	2240	1945	1950	417
PCB Congeners	PCB-32	ng/kg	2	2	100%	778	795	786.5	787	12
PCB Congeners	PCB-34	ng/kg	2	2	100%	8.08	10.4	9.24	9.24	1.64
PCB Congeners	PCB-37	ng/kg	2	2	100%	64.6	73.4	69	69	6.22
PCB Congeners	PCB-38	ng/kg	2	2	100%	2.12	2.24	2.18	2.18	0.0849
PCB Congeners	PCB-39	ng/kg	2	2	100%	5.04	7.25	6.145	6.15	1.56
PCB Congeners	PCB-4	ng/kg	2	2	100%	366	560	463	463	137
PCB Congeners	PCB-40/71	ng/kg	2	2	100%	1470	1910	1690	1690	311
PCB Congeners	PCB-41	ng/kg	2	1	50%	71	71	NA	NA	NA
PCB Congeners	PCB-42	ng/kg	2	2	100%	307	324	315.5	316	12
PCB Congeners	PCB-43	ng/kg	2	2	100%	46.2	57.9	52.05	52.1	8.27
PCB Congeners	PCB-44/47/65	ng/kg	2	2	100%	3790	4580	4185	4190	559
PCB Congeners	PCB-45	ng/kg	2	2	100%	178	200	189	189	15.6
PCB Congeners	PCB-46	ng/kg	2	2	100%	72.7	77.1	74.9	74.9	3.11
PCB Congeners	PCB-48	ng/kg	2	2	100%	293	403	348	348	77.8
PCB Congeners	PCB-49/69	ng/kg	2	2	100%	2330	2800	2565	2570	332
PCB Congeners	PCB-5	ng/kg	2	2	100%	1.58	3.74	2.66	2.66	1.53
PCB Congeners	PCB-50/53	ng/kg	2	2	100%	305	340	322.5	323	24.7
PCB Congeners	PCB-51	ng/kg	2	2	100%	319	391	355	355	50.9
PCB Congeners	PCB-52	ng/kg	2	2	100%	2770	2890	2830	2830	84.9
PCB Congeners	PCB-54	ng/kg	2	2	100%	24.1	33	28.55	28.6	6.29
PCB Congeners	PCB-55	ng/kg	2	1	50%	34.3	34.3	NA	NA	NA
PCB Congeners	PCB-56	ng/kg	2	2	100%	637	687	662	662	35.4
PCB Congeners	PCB-57	ng/kg	2	2	100%	16.6	21.2	18.9	18.9	3.25
PCB Congeners	PCB-58	ng/kg	2	2	100%	11.2	15.4	13.3	13.3	2.97
PCB Congeners	PCB-6	ng/kg	2	2	100%	60.8	65.3	63.05	63.1	3.18
PCB Congeners	PCB-60	ng/kg	2	2	100%	774	880	827	827	75
PCB Congeners	PCB-61/70/74/76	ng/kg	2	2	100%	6190	8860	7525	7530	1890
PCB Congeners	PCB-62/75	ng/kg	2	2	100%	423	471	447	447	33.9
PCB Congeners	PCB-63	ng/kg	2	2	100%	124	135	129.5	130	7.78
PCB Congeners	PCB-64	ng/kg	2	2	100%	1830	2350	2090	2090	368
PCB Congeners	PCB-66	ng/kg	2	2	100%	4760	5740	5250	5250	693
PCB Congeners	PCB-67	ng/kg	2	2	100%	58.5	69.7	64.1	64.1	7.92
PCB Congeners	PCB-68	ng/kg	2	2	100%	50.8	53.3	52.05	52.1	1.77
PCB Congeners	PCB-7	ng/kg	2	2	100%	6.04	6.83	6.435	6.44	0.559
PCB Congeners	PCB-72	ng/kg	2	2	100%	95.2	109	102.1	102	9.76
PCB Congeners	PCB-73	ng/kg	2	1	50%	23.4	23.4	NA	NA	NA
PCB Congeners	PCB-77	ng/kg	2	2	100%	232	239	235.5	236	4.95
PCB Congeners	PCB-79	ng/kg	2	2	100%	15.5	17.6	16.55	16.6	1.48
PCB Congeners	PCB-8	ng/kg	2	2	100%	201	229	215	215	19.8
PCB Congeners	PCB-81	ng/kg	2	2	100%	7.78	8.74	8.26	8.26	0.679
PCB Congeners	PCB-82	ng/kg	2	2	100%	172	211	191.5	192	27.6
PCB Congeners	PCB-83	ng/kg	2	2	100%	79.3	102	90.65	90.7	16.1
PCB Congeners	PCB-84	ng/kg	2	2	100%	514	545	529.5	530	21.9
PCB Congeners	PCB-85/116/117	ng/kg	2	2	100%	1720	1730	1725	1730	7.07
PCB Congeners	PCB-86/87/97/109/119/125	ng/kg	2	2	100%	2370	2870	2620	2620	354

Table 3-16
Statistical Summary of Detected Analytes by Zone - Winter Flounder (Whole Body)

Parameter Group	Analyte	Units	Number of Valid Results[1]	Number of Detects	Detection Frequency	Minimum Detect	Maximum Detect	Median Value	Mean of Detects	Standard Deviation
PCB Congeners	PCB-89	ng/kg	2	2	100%	31.3	45.4	38.35	38.4	9.97
PCB Congeners	PCB-9	ng/kg	2	2	100%	13.3	14.3	13.8	13.8	0.707
PCB Congeners	PCB-90/101/113	ng/kg	2	2	100%	3740	3920	3830	3830	127
PCB Congeners	PCB-91	ng/kg	2	2	100%	617	645	631	631	19.8
PCB Congeners	PCB-92	ng/kg	2	2	100%	892	979	935.5	936	61.5
PCB Congeners	PCB-93/100	ng/kg	2	2	100%	259	374	316.5	317	81.3
PCB Congeners	PCB-94	ng/kg	2	2	100%	21.2	23.1	22.15	22.2	1.34
PCB Congeners	PCB-95	ng/kg	2	2	100%	1980	2500	2240	2240	368
PCB Congeners	PCB-96	ng/kg	2	2	100%	19.2	20.3	19.75	19.8	0.778
PCB Congeners	PCB-98/102	ng/kg	2	2	100%	183	195	189	189	8.49
PCB Congeners	PCB-99	ng/kg	2	2	100%	6330	6480	6405	6410	106
PCB Congeners	Total PCB Congeners (209)	ng/kg	2	2	100%	131000	152000	141500	142000	14800
Pesticides	2,4'-DDD	pg/g	2	2	100%	511	1880	1195.5	1200	968
Pesticides	2,4'-DDE	pg/g	2	2	100%	1360	1760	1560	1560	283
Pesticides	2,4'-DDT	pg/g	2	2	100%	126	479	302.5	303	250
Pesticides	4,4'-DDD	pg/g	2	2	100%	3070	8180	5625	5630	3610
Pesticides	4,4'-DDE	pg/g	2	2	100%	28300	36600	32450	32500	5870
Pesticides	4,4'-DDT	pg/g	2	2	100%	713	2340	1526.5	1530	1150
Pesticides	Aldrin	pg/g	2	2	100%	7.13	8.26	7.695	7.7	0.799
Pesticides	Alpha BHC	pg/g	2	2	100%	16.3	43	29.65	29.7	18.9
Pesticides	Beta BHC	pg/g	2	2	100%	11.7	12.4	12.05	12.1	0.495
Pesticides	Cis-Chlordane	pg/g	2	2	100%	4460	4650	4555	4560	134
Pesticides	Cis-Nonachlor	pg/g	2	2	100%	1380	1750	1565	1570	262
Pesticides	Dieldrin	pg/g	2	2	100%	1910	3040	2475	2480	799
Pesticides	Endrin	pg/g	2	1	50%	14	14	NA	NA	NA
Pesticides	Gamma BHC (Lindane)	pg/g	2	1	50%	14.2	14.2	NA	NA	NA
Pesticides	Heptachlor	pg/g	2	1	50%	12.8	12.8	NA	NA	NA
Pesticides	Heptachlor Epoxide	pg/g	2	2	100%	463	716	589.5	590	179
Pesticides	Hexachlorobenzene	pg/g	2	2	100%	484	614	549	549	91.9
Pesticides	Mirex	pg/g	1	1	50%	81.2	81.2	NA	NA	NA
Pesticides	Oxychlordane	pg/g	2	2	100%	240	449	344.5	345	148
Pesticides	Trans-Chlordane	pg/g	2	2	100%	1350	2190	1770	1770	594
Pesticides	Trans-Heptachlor Epoxide	pg/g	2	1	50%	327	327	NA	NA	NA
Pesticides	Trans-Nonachlor	pg/g	2	2	100%	3640	5480	4560	4560	1300
Pesticides	Total Alpha + Gamma Chlordane	pg/g	2	2	100%	5810	6840	6325	6330	728
Pesticides	Total DDT (2,4)	pg/g	2	2	100%	2400	3720	3060	3060	933
Pesticides	Total DDT (4,4)	pg/g	2	2	100%	38800	40400	39600	39600	1130
Pesticides	Total DDT (2,4 & 4,4)	pg/g	2	2	100%	42500	42800	42650	42700	212
Physical Parameters	Moisture (Water) Content	%	2	2	100%	327	380	353.5	354	37.5
Physical Parameters	Percent Moisture	%	2	2	100%	76.6	79.2	77.9	77.9	1.84
Semivolatiles	Phenol	ug/kg	2	1	50%	590	590	NA	NA	NA

Footnotes:
[1]Valid results are results that were found to be valid as a result of data validation. Only valid data are used in statistical analyses. Additional details regarding rejected data are provided in Appendix E of this report.

Notes:
1. Only detected values were included in the calculation of Totals.
2. Non-detect ("U" qualified) data were excluded from the statistical analysis.

DDD = dichlorodiphenyldichloroethane
DDE = dichlorodiphenyldichloroethylene
DDT = dichlorodiphenyltrichloroethane
HMW = high molecular weight
LMW = low molecular weight
PAH = polycyclic aromatic hydrocarbon
PCB = polychlorinated biphenyl
NA = not applicable

% = percent
mg/kg = milligrams per kilogram
ng/g = nanograms per gram
ng/kg = nanograms per kilogram
pg/g = picograms per gram
ug/kg = micrograms per kilogram

Table 3-17
Statistical Summary of Detected Analytes - American Eel (Whole Body) - Lipid Normalized

Parameter Group	Analyte	Units	Number of Valid Results[1]	Number of Detects	Detection Frequency	Minimum Detect	Maximum Detect	Median Value	Mean of Detects	Standard Deviation
Aroclor PCBs	Aroclor 1254	ug/kg_{lipid}	15	13	87%	2612	11060	7333	6610	2820
Aroclor PCBs	Aroclor 1260	ug/kg_{lipid}	15	15	100%	1264	13125	3919	5680	3940
Aroclor PCBs	Total Aroclor PCBs (Sum of 7 Aroclors)	ug/kg_{lipid}	15	15	100%	3640	22900	10800	11400	6810
Aroclor PCBs	Total Aroclor PCBs (Sum of 9 Aroclors)	ug/kg_{lipid}	15	15	100%	3640	22900	10800	11400	6810
Butyltins	Tributyltin	ug/kg_{lipid}	15	4	22%	37.5	126.67	49.695	65.9	41
Dioxins/Furans	1,2,3,4,6,7,8-HpCDD	ng/kg_{lipid}	18	18	100%	10.19	38	22.71	22.6	7.69
Dioxins/Furans	1,2,3,4,6,7,8-HpCDF	ng/kg_{lipid}	18	18	100%	18.52	402.35	132.725	157	105
Dioxins/Furans	1,2,3,4,7,8,9-HpCDF	ng/kg_{lipid}	18	13	72%	0.69	8.53	3.97	4.18	2.3
Dioxins/Furans	1,2,3,4,7,8-HxCDD	ng/kg_{lipid}	18	18	100%	3.52	9.41	5.13	5.71	1.66
Dioxins/Furans	1,2,3,4,7,8-HxCDF	ng/kg_{lipid}	18	18	100%	15.52	84.5	33.24	41.6	23.8
Dioxins/Furans	1,2,3,6,7,8-HxCDD	ng/kg_{lipid}	18	18	100%	19.25	42.4	28.305	29	7.43
Dioxins/Furans	1,2,3,6,7,8-HxCDF	ng/kg_{lipid}	18	18	100%	13.18	156.47	55.4625	66.8	42.7
Dioxins/Furans	1,2,3,7,8,9-HxCDD	ng/kg_{lipid}	18	18	100%	3.49	8.24	5.01	5.29	1.46
Dioxins/Furans	1,2,3,7,8,9-HxCDF	ng/kg_{lipid}	18	18	100%	0.58	5.36	2.915	2.81	1.55
Dioxins/Furans	1,2,3,7,8-PCDD	ng/kg_{lipid}	18	14	78%	5.595	22.38	11.44	12.9	5.46
Dioxins/Furans	1,2,3,7,8-PCDF	ng/kg_{lipid}	18	17	94%	10.68	74.23	31.51	38.4	22.3
Dioxins/Furans	2,3,4,6,7,8-HxCDF	ng/kg_{lipid}	18	18	100%	2.48	14.28	5.665	6.3	3.02
Dioxins/Furans	2,3,4,7,8-PCDF	ng/kg_{lipid}	18	18	100%	17.65	279.2	100.1525	119	80
Dioxins/Furans	2,3,7,8-TCDD	ng/kg_{lipid}	18	18	100%	64.71	362	125.275	144	70.8
Dioxins/Furans	2,3,7,8-TCDF	ng/kg_{lipid}	18	5	28%	1.36	8.86	2.22	3.47	3.08
Dioxins/Furans	OCDD	ng/kg_{lipid}	18	18	100%	10.68	127	40.37	46.4	29.6
Dioxins/Furans	OCDF	ng/kg_{lipid}	18	18	100%	1.6	26.6	9.145	10	7.28
PCB Congeners	PCB-1	ng/kg_{lipid}	15	13	72%	112.88	677.69	356.035	339	165
PCB Congeners	PCB-10	ng/kg_{lipid}	18	9	50%	133.2	505.125	221.88	238	116
PCB Congeners	PCB-103	ng/kg_{lipid}	18	16	89%	132.14	1384.62	232.29	425	441
PCB Congeners	PCB-104	ng/kg_{lipid}	18	2	11%	106.5	114.48	110.49	110	5.64
PCB Congeners	PCB-105	ng/kg_{lipid}	15	15	83%	189189.19	1669230.77	440000	586000	443000
PCB Congeners	PCB-107	ng/kg_{lipid}	18	18	100%	9525	98461.54	15678.79	24200	24300
PCB Congeners	PCB-108/124	ng/kg_{lipid}	18	18	100%	1253.33	15961.54	2839.285	4200	3790
PCB Congeners	PCB-11	ng/kg_{lipid}	18	16	89%	585.14	5323.08	2400.705	2450	1220
PCB Congeners	PCB-110/115	ng/kg_{lipid}	15	15	83%	248000	2634615.38	758823.53	974000	704000
PCB Congeners	PCB-111	ng/kg_{lipid}	18	18	100%	856.06	3646.15	1972.0075	2000	844
PCB Congeners	PCB-112	ng/kg_{lipid}	15	9	50%	565.15	6050	3117.65	2870	2090
PCB Congeners	PCB-114	ng/kg_{lipid}	18	18	100%	9925.37	110769.23	24187.5	31300	28900
PCB Congeners	PCB-118	ng/kg_{lipid}	18	18	100%	501492.54	3465384.62	1381250	1570000	877000
PCB Congeners	PCB-12/13	ng/kg_{lipid}	18	14	78%	123.88	900	254.015	321	215
PCB Congeners	PCB-120	ng/kg_{lipid}	18	18	100%	2970.15	13076.92	6516.99	6730	2930
PCB Congeners	PCB-121	ng/kg_{lipid}	18	16	89%	465.67	2123.08	1285.715	1200	579
PCB Congeners	PCB-122	ng/kg_{lipid}	18	17	94%	368.75	11038.46	1291.175	2440	2840
PCB Congeners	PCB-123	ng/kg_{lipid}	18	18	100%	10074.63	114230.77	26687.5	32800	26900
PCB Congeners	PCB-126	ng/kg_{lipid}	15	7	39%	538	8750	923.33	2650	3130
PCB Congeners	PCB-127	ng/kg_{lipid}	14	14	78%	722.97	5553.85	1490.705	1900	1280
PCB Congeners	PCB-128/166	ng/kg_{lipid}	18	18	100%	46417.91	480769.23	175643.38	188000	113000
PCB Congeners	PCB-129/138/163	ng/kg_{lipid}	18	18	100%	448507.46	4153846.15	1742089.25	1770000	996000
PCB Congeners	PCB-130	ng/kg_{lipid}	15	15	83%	27164.18	111428.57	68125	67400	29100
PCB Congeners	PCB-131	ng/kg_{lipid}	15	15	83%	561.19	3466.67	1180	1550	974
PCB Congeners	PCB-132	ng/kg_{lipid}	15	15	83%	31343.28	130500	62857.14	67700	26600
PCB Congeners	PCB-133	ng/kg_{lipid}	17	17	94%	14552.24	78461.54	41294.12	37900	17100
PCB Congeners	PCB-134	ng/kg_{lipid}	15	15	83%	14104.48	55000	26000	30700	12400
PCB Congeners	PCB-135/151	ng/kg_{lipid}	17	17	94%	30533.33	211153.85	82413.79	97900	56600
PCB Congeners	PCB-136	ng/kg_{lipid}	17	17	94%	5440	66769.23	16250	22500	17400
PCB Congeners	PCB-137	ng/kg_{lipid}	15	15	83%	16791.04	109285.71	43333.33	50500	23400
PCB Congeners	PCB-139/140	ng/kg_{lipid}	15	15	83%	6268.66	34500	22176.47	21000	8770
PCB Congeners	PCB-141	ng/kg_{lipid}	18	18	100%	43432.84	315384.62	108533.215	123000	71600
PCB Congeners	PCB-144	ng/kg_{lipid}	14	14	78%	1362.5	9133.33	2833.82	3650	2560

Table 3-17
Statistical Summary of Detected Analytes - American Eel (Whole Body) - Lipid Normalized

Parameter Group	Analyte	Units	Number of Valid Results[1]	Number of Detects	Detection Frequency	Minimum Detect	Maximum Detect	Median Value	Mean of Detects	Standard Deviation
PCB Congeners	PCB-146	ng/kg_{lipid}	14	14	78%	103731.34	524285.71	328067.95	298000	123000
PCB Congeners	PCB-147/149	ng/kg_{lipid}	15	15	83%	154477.61	825000	321875	416000	198000
PCB Congeners	PCB-148	ng/kg_{lipid}	10	10	56%	2196.97	10058.82	4675.86	5180	2630
PCB Congeners	PCB-15	ng/kg_{lipid}	17	17	94%	767.57	5307.69	1764.71	1910	1040
PCB Congeners	PCB-150	ng/kg_{lipid}	17	4	22%	50.31	431.74	225.65	233	176
PCB Congeners	PCB-152	ng/kg_{lipid}	17	1	6%	121	121	NA	NA	NA
PCB Congeners	PCB-153/168	ng/kg_{lipid}	15	15	83%	476119.4	4085714.29	2002941.18	1970000	1040000
PCB Congeners	PCB-154	ng/kg_{lipid}	14	14	78%	15895.52	83529.41	34242.645	39600	21100
PCB Congeners	PCB-155	ng/kg_{lipid}	18	18	100%	4044.78	34000	14773.81	16300	8270
PCB Congeners	PCB-156/157	ng/kg_{lipid}	18	18	100%	50405.41	376153.85	137250	156000	84700
PCB Congeners	PCB-158	ng/kg_{lipid}	15	15	83%	32910.45	219285.71	130588.24	119000	53500
PCB Congeners	PCB-159	ng/kg_{lipid}	18	5	28%	108.21	417.65	252.67	266	118
PCB Congeners	PCB-16	ng/kg_{lipid}	11	11	61%	514.18	2360	924	1040	519
PCB Congeners	PCB-161	ng/kg_{lipid}	15	1	6%	139.19	139.19	NA	NA	NA
PCB Congeners	PCB-162	ng/kg_{lipid}	18	16	89%	1686.67	25538.46	8453.125	9940	6390
PCB Congeners	PCB-164	ng/kg_{lipid}	15	15	83%	14328.36	74333.33	42000	44200	19900
PCB Congeners	PCB-165	ng/kg_{lipid}	14	14	78%	612.88	2478.57	1813.925	1630	597
PCB Congeners	PCB-167	ng/kg_{lipid}	12	12	67%	20135.14	102142.86	62808.825	59900	26900
PCB Congeners	PCB-169	ng/kg_{lipid}	18	3	17%	97.73	154.5	145.33	133	30.5
PCB Congeners	PCB-17	ng/kg_{lipid}	18	18	100%	940.3	6846.15	1909.93	2610	1770
PCB Congeners	PCB-170	ng/kg_{lipid}	18	18	100%	73880.6	593846.15	257455.375	255000	135000
PCB Congeners	PCB-171/173	ng/kg_{lipid}	14	14	78%	25746.27	131600	93970.585	81300	34800
PCB Congeners	PCB-172	ng/kg_{lipid}	15	15	83%	17910.45	87666.67	53914.81	51000	25500
PCB Congeners	PCB-174	ng/kg_{lipid}	15	15	83%	22045.45	129000	58529.41	61400	30200
PCB Congeners	PCB-175	ng/kg_{lipid}	14	14	78%	5201.49	22857.14	14333.165	13200	5780
PCB Congeners	PCB-176	ng/kg_{lipid}	15	15	83%	1111.94	5633.33	2152.94	2370	1390
PCB Congeners	PCB-177	ng/kg_{lipid}	14	14	78%	59776.12	263666.67	179062.5	168000	71100
PCB Congeners	PCB-178	ng/kg_{lipid}	11	11	61%	43181.82	175714.29	129000	104000	53600
PCB Congeners	PCB-179	ng/kg_{lipid}	18	18	100%	8066.67	61923.08	28721.365	29600	15600
PCB Congeners	PCB-18/30	ng/kg_{lipid}	18	18	100%	2574.63	35692.31	5322.355	8620	8160
PCB Congeners	PCB-180/193	ng/kg_{lipid}	18	18	100%	254477.61	1807692.31	929411.765	894000	430000
PCB Congeners	PCB-181	ng/kg_{lipid}	13	13	72%	977.61	5971.43	3647.06	3320	1580
PCB Congeners	PCB-182	ng/kg_{lipid}	11	11	61%	721.64	4400	3088.24	2450	1400
PCB Congeners	PCB-183/185	ng/kg_{lipid}	15	14	78%	78358.21	458571.43	303823.53	271000	126000
PCB Congeners	PCB-184	ng/kg_{lipid}	18	18	100%	675	4015.38	2517.6225	2350	1070
PCB Congeners	PCB-187	ng/kg_{lipid}	14	14	78%	252985.07	1292857.14	759203.8525	698000	349000
PCB Congeners	PCB-188	ng/kg_{lipid}	18	18	100%	886.36	5838.46	2900.96	2840	1370
PCB Congeners	PCB-189	ng/kg_{lipid}	18	18	100%	3608.11	21461.54	11592.645	12000	5530
PCB Congeners	PCB-19	ng/kg_{lipid}	18	18	100%	955.22	7376.92	1753.41	2710	2020
PCB Congeners	PCB-190	ng/kg_{lipid}	18	18	100%	19626.87	158461.54	71579.615	67200	34300
PCB Congeners	PCB-191	ng/kg_{lipid}	15	15	83%	3761.19	20214.29	13852.94	12500	5620
PCB Congeners	PCB-192	ng/kg_{lipid}	15	8	44%	222.5	508	356.09	353	109
PCB Congeners	PCB-194	ng/kg_{lipid}	18	18	100%	46351.35	280000	131500	138000	68800
PCB Congeners	PCB-195	ng/kg_{lipid}	18	18	100%	14090.91	129230.77	46885.6975	49300	29200
PCB Congeners	PCB-196	ng/kg_{lipid}	16	16	89%	29626.87	206153.85	92647.06	87700	48100
PCB Congeners	PCB-197/200	ng/kg_{lipid}	16	16	89%	4054.05	26230.77	11400	11400	6200
PCB Congeners	PCB-198/199	ng/kg_{lipid}	15	15	83%	83378.38	433333.33	238529.41	223000	110000
PCB Congeners	PCB-2	ng/kg_{lipid}	18	7	39%	33.13	89.38	54.86	58.7	24.1
PCB Congeners	PCB-20/28	ng/kg_{lipid}	18	18	100%	81343.28	1069230.77	207272.725	287000	251000
PCB Congeners	PCB-201	ng/kg_{lipid}	18	18	100%	9608.11	53923.08	28926.7225	27700	12800
PCB Congeners	PCB-202	ng/kg_{lipid}	18	18	100%	30681.82	151538.46	87492.5625	87500	35700
PCB Congeners	PCB-203	ng/kg_{lipid}	17	17	94%	52432.43	268000	147352.94	153000	70800
PCB Congeners	PCB-204	ng/kg_{lipid}	18	12	67%	89.39	609.38	409.205	403	148
PCB Congeners	PCB-205	ng/kg_{lipid}	18	18	100%	1972.97	16846.15	6586.8925	7170	4040
PCB Congeners	PCB-206	ng/kg_{lipid}	18	18	100%	32162.16	232307.69	103781.25	117000	61800

Table 3-17
Statistical Summary of Detected Analytes - American Eel (Whole Body) - Lipid Normalized

Parameter Group	Analyte	Units	Number of Valid Results[1]	Number of Detects	Detection Frequency	Minimum Detect	Maximum Detect	Median Value	Mean of Detects	Standard Deviation
PCB Congeners	PCB-207	ng/kg_{lipid}	18	18	100%	3702.7	25769.23	11529.165	12400	6670
PCB Congeners	PCB-208	ng/kg_{lipid}	17	17	94%	12000	93000	35000	43000	23100
PCB Congeners	PCB-209	ng/kg_{lipid}	18	18	100%	15135.14	120333.33	47256.91	57500	32100
PCB Congeners	PCB-21/33	ng/kg_{lipid}	18	14	78%	530.6	4061.54	1022.94	1550	1060
PCB Congeners	PCB-22	ng/kg_{lipid}	18	18	100%	3291.04	66384.62	8438.235	15700	17700
PCB Congeners	PCB-24	ng/kg_{lipid}	18	8	44%	55.83	572.31	136.16	222	180
PCB Congeners	PCB-25	ng/kg_{lipid}	18	18	100%	719.32	9307.69	1427.15	2610	2490
PCB Congeners	PCB-26/29	ng/kg_{lipid}	18	18	100%	12611.94	102307.69	19422.5	30500	24600
PCB Congeners	PCB-27	ng/kg_{lipid}	16	16	89%	367.91	2876.92	652.11	982	725
PCB Congeners	PCB-3	ng/kg_{lipid}	16	5	28%	113.13	337.5	238	235	81.9
PCB Congeners	PCB-31	ng/kg_{lipid}	18	18	100%	31865.67	290769.23	53375	78000	64700
PCB Congeners	PCB-32	ng/kg_{lipid}	18	18	100%	1522.39	24615.38	4668.335	7400	6620
PCB Congeners	PCB-34	ng/kg_{lipid}	18	17	94%	111.94	1715.38	301.15	462	422
PCB Congeners	PCB-35	ng/kg_{lipid}	18	3	17%	41.6	113.33	87	80.6	36.3
PCB Congeners	PCB-36	ng/kg_{lipid}	18	1	6%	1645	1645	NA	NA	NA
PCB Congeners	PCB-37	ng/kg_{lipid}	18	18	100%	1513.51	17307.69	3027.275	4810	4260
PCB Congeners	PCB-38	ng/kg_{lipid}	18	18	100%	195.33	2838.46	540.735	753	734
PCB Congeners	PCB-39	ng/kg_{lipid}	18	4	22%	30	171.54	84.3	92.5	60.7
PCB Congeners	PCB-4	ng/kg_{lipid}	18	18	100%	1007.46	6607.69	1899.27	2670	1590
PCB Congeners	PCB-40/71	ng/kg_{lipid}	18	18	100%	6656.72	86923.08	16609.91	25900	22000
PCB Congeners	PCB-42	ng/kg_{lipid}	17	17	94%	18731.34	306538.46	58030.3	80200	69200
PCB Congeners	PCB-43	ng/kg_{lipid}	18	10	56%	244.03	5307.69	1110.19	1920	1840
PCB Congeners	PCB-44/47/65	ng/kg_{lipid}	18	18	100%	206716.42	2300000	642941.175	805000	585000
PCB Congeners	PCB-45	ng/kg_{lipid}	18	18	100%	1858.21	29230.77	3319.89	6340	6870
PCB Congeners	PCB-46	ng/kg_{lipid}	18	18	100%	306.72	3507.69	641	1010	841
PCB Congeners	PCB-48	ng/kg_{lipid}	18	17	94%	412.69	5630.77	969.7	1570	1560
PCB Congeners	PCB-49/69	ng/kg_{lipid}	18	18	100%	32164.18	576923.08	82465.19	151000	160000
PCB Congeners	PCB-50/53	ng/kg_{lipid}	18	18	100%	2611.94	45538.46	5105.285	9360	10700
PCB Congeners	PCB-51	ng/kg_{lipid}	18	18	100%	1119.4	12461.54	3460.295	4380	3520
PCB Congeners	PCB-52	ng/kg_{lipid}	18	18	100%	281343.28	3423076.92	671176.47	957000	860000
PCB Congeners	PCB-54	ng/kg_{lipid}	18	11	61%	128.36	1328.4	229.38	405	386
PCB Congeners	PCB-55	ng/kg_{lipid}	15	6	33%	303.45	1180	542.18	650	314
PCB Congeners	PCB-56	ng/kg_{lipid}	15	15	83%	1037.31	15842.29	2050	3420	3850
PCB Congeners	PCB-57	ng/kg_{lipid}	15	12	67%	456.76	4775	824.37	1170	1190
PCB Congeners	PCB-58	ng/kg_{lipid}	15	15	83%	1291.04	6433.33	2368.75	3160	1640
PCB Congeners	PCB-6	ng/kg_{lipid}	17	16	89%	152.99	1138.46	278.115	369	246
PCB Congeners	PCB-60	ng/kg_{lipid}	18	18	100%	23507.46	496153.85	58600	105000	124000
PCB Congeners	PCB-61/70/74/76	ng/kg_{lipid}	18	18	100%	113432.84	1153846.15	267549.02	380000	293000
PCB Congeners	PCB-62/75	ng/kg_{lipid}	18	18	100%	20298.51	274615.38	66912.88	84600	70900
PCB Congeners	PCB-63	ng/kg_{lipid}	15	15	83%	9253.73	27600	17240	17500	5990
PCB Congeners	PCB-64	ng/kg_{lipid}	16	15	83%	117164.18	1592307.69	324242.42	401000	359000
PCB Congeners	PCB-66	ng/kg_{lipid}	15	15	83%	138805.97	1150000	473333.33	499000	260000
PCB Congeners	PCB-67	ng/kg_{lipid}	16	15	83%	654.48	9000	1331.08	2230	2130
PCB Congeners	PCB-68	ng/kg_{lipid}	15	14	78%	2134.38	6100	3647.125	3730	1280
PCB Congeners	PCB-7	ng/kg_{lipid}	17	4	22%	90	743.33	186.405	302	299
PCB Congeners	PCB-72	ng/kg_{lipid}	17	16	89%	3108.11	23923.08	6385.715	7310	4940
PCB Congeners	PCB-73	ng/kg_{lipid}	18	11	61%	226.12	3840	701.15	1310	1200
PCB Congeners	PCB-77	ng/kg_{lipid}	18	18	100%	337.31	4714.29	1095.625	1630	1370
PCB Congeners	PCB-78	ng/kg_{lipid}	18	1	6%	6175	6175	NA	NA	NA
PCB Congeners	PCB-79	ng/kg_{lipid}	18	18	100%	467.91	17115.38	2225.635	3540	4220
PCB Congeners	PCB-8	ng/kg_{lipid}	17	14	78%	551.35	2300	986.765	1220	651
PCB Congeners	PCB-81	ng/kg_{lipid}	15	3	17%	137.84	1392.31	214.77	582	703
PCB Congeners	PCB-82	ng/kg_{lipid}	17	17	94%	5776.12	65000	16529.41	20300	14300
PCB Congeners	PCB-83	ng/kg_{lipid}	15	12	67%	12313.43	55000	27080	29500	13800
PCB Congeners	PCB-84	ng/kg_{lipid}	18	18	100%	21492.54	226153.85	43372.545	66400	60900

Table 3-17
Statistical Summary of Detected Analytes - American Eel (Whole Body) - Lipid Normalized

Parameter Group	Analyte	Units	Number of Valid Results[1]	Number of Detects	Detection Frequency	Minimum Detect	Maximum Detect	Median Value	Mean of Detects	Standard Deviation
PCB Congeners	PCB-85/116/117	ng/kg_{lipid}	18	18	100%	68582.09	865384.62	195633.7975	266000	223000
PCB Congeners	PCB-86/87/97/109/119/125	ng/kg_{lipid}	18	18	100%	55597.01	753846.15	170764.705	229000	190000
PCB Congeners	PCB-88	ng/kg_{lipid}	18	1	6%	25062.5	25062.5	NA	NA	NA
PCB Congeners	PCB-89	ng/kg_{lipid}	18	8	44%	96.21	363.5	139.08	179	92.3
PCB Congeners	PCB-9	ng/kg_{lipid}	17	8	44%	36.67	161.5	91.505	96.6	44.2
PCB Congeners	PCB-90/101/113	ng/kg_{lipid}	17	17	94%	136000	1250000	361363.64	449000	314000
PCB Congeners	PCB-91	ng/kg_{lipid}	17	17	94%	16000	251923.08	42727.27	70600	66000
PCB Congeners	PCB-92	ng/kg_{lipid}	15	15	83%	67313.43	231000	131764.71	137000	50400
PCB Congeners	PCB-93/100	ng/kg_{lipid}	18	18	100%	11466.67	76764.71	34657.39	40400	22300
PCB Congeners	PCB-94	ng/kg_{lipid}	18	17	94%	194.78	1865.38	440.91	640	526
PCB Congeners	PCB-95	ng/kg_{lipid}	18	18	100%	55298.51	911538.46	139675.76	218000	228000
PCB Congeners	PCB-96	ng/kg_{lipid}	18	14	78%	164.37	1200	321.15	461	338
PCB Congeners	PCB-98/102	ng/kg_{lipid}	18	11	61%	647.73	77250	1195.4	9230	22700
PCB Congeners	PCB-99	ng/kg_{lipid}	15	15	83%	258955.22	1292857.14	647058.82	759000	322000
PCB Congeners	Total PCB Congeners (209)	ng/kg_{lipid}	18	18	100%	5300000	30600000	17400000	17300000	8040000
Pesticides	2,4'-DDD	pg/g_{lipid}	18	18	100%	15671.64	230000	41363.635	71600	62800
Pesticides	2,4'-DDE	pg/g_{lipid}	18	18	100%	6529.85	191153.85	21601.36	38600	43300
Pesticides	2,4'-DDT	pg/g_{lipid}	18	18	100%	1716.22	36000	5027.63	8150	8720
Pesticides	4,4'-DDD	pg/g_{lipid}	18	18	100%	604477.61	10076923.08	1563193.808	2790000	2700000
Pesticides	4,4'-DDE	pg/g_{lipid}	18	18	100%	1216417.91	14692307.69	4414522.06	5990000	4500000
Pesticides	4,4'-DDT	pg/g_{lipid}	18	18	100%	13582.09	750000	107056.4025	198000	225000
Pesticides	Aldrin	pg/g_{lipid}	18	16	89%	391.79	3361.54	973.04	1150	783
Pesticides	Alpha BHC	pg/g_{lipid}	17	16	89%	909.46	3893.75	1394.5	1730	853
Pesticides	Beta BHC	pg/g_{lipid}	18	17	94%	762.07	4462.5	1726.67	2020	1090
Pesticides	cis-Chlordane	pg/g_{lipid}	18	18	100%	60266.67	635000	195294.12	278000	172000
Pesticides	cis-Nonachlor	pg/g_{lipid}	18	18	100%	77272.73	602500	304218.75	291000	154000
Pesticides	Delta BHC	pg/g_{lipid}	13	1	6%	114.39	114.39	NA	NA	NA
Pesticides	Dieldrin	pg/g_{lipid}	18	18	100%	44324.32	564375	279215.69	301000	157000
Pesticides	Endrin	pg/g_{lipid}	18	5	28%	347.01	1176.47	610.81	671	354
Pesticides	Gamma BHC (Lindane)	pg/g_{lipid}	18	18	100%	351.49	1725	716.015	777	401
Pesticides	Heptachlor	pg/g_{lipid}	18	3	17%	45.15	56.9	54.46	52.2	6.2
Pesticides	Heptachlor epoxide	pg/g_{lipid}	18	18	100%	20804.6	121217.035	53894.595	61300	30000
Pesticides	Hexachlorobenzene	pg/g_{lipid}	18	18	100%	25298.51	239230.77	92150	101000	61600
Pesticides	Mirex	pg/g_{lipid}	17	17	94%	2712.12	45875	12312.5	12400	9880
Pesticides	Oxychlordane	pg/g_{lipid}	18	18	100%	42413.79	581875	229642.1775	249000	149000
Pesticides	Trans-chlordane	pg/g_{lipid}	18	18	100%	30075.76	163000	77381.25	89200	40900
Pesticides	Trans-heptachlor epoxide	pg/g_{lipid}	18	2	11%	21621.62	97142.86	59382.24	59400	53400
Pesticides	Trans-nonachlor	pg/g_{lipid}	18	18	100%	155223.88	1406250	740750	716000	389000
Pesticides	Total Alpha + Gamma Chlordane	pg/g_{lipid}	18	18	100%	109000	798000	298000	367000	208000
Pesticides	Total DDT (2,4)	pg/g_{lipid}	18	18	100%	24200	442000	68350	118000	109000
Pesticides	Total DDT (4,4)	pg/g_{lipid}	18	18	100%	1830000	25300000	5820000	8980000	7200000
Pesticides	Total DDT (2,4 & 4,4)	pg/g_{lipid}	18	18	100%	1860000	25600000	5860000	9110000	7290000
Semivolatiles	1-Methylnaphthalene	ug/kg_{lipid}	18	1	6%	181.25	181.25	NA	NA	NA
Semivolatiles	2-Methylnaphthalene	ug/kg_{lipid}	18	1	6%	287.5	287.5	NA	NA	NA
Semivolatiles	4-Methylphenol (p-cresol)	ug/kg_{lipid}	18	1	6%	60000	60000	NA	NA	NA
Semivolatiles	Acenaphthene	ug/kg_{lipid}	18	13	72%	51.49	698.275	264.71	291	201
Semivolatiles	Benzo(g,h,i)perylene	ug/kg_{lipid}	18	1	6%	100.96	100.96	NA	NA	NA
Semivolatiles	C1-Fluoranthenes/pyrenes	ug/kg_{lipid}	18	1	6%	165.62	165.62	NA	NA	NA
Semivolatiles	C1-Fluorenes	ug/kg_{lipid}	18	1	6%	125	125	NA	NA	NA
Semivolatiles	C1-Naphthalenes	ug/kg_{lipid}	18	2	11%	32.95	318.75	175.85	176	202
Semivolatiles	C2-Fluorenes	ug/kg_{lipid}	18	1	6%	1343.75	1343.75	NA	NA	NA
Semivolatiles	C2-Naphthalenes	ug/kg_{lipid}	18	4	22%	43.18	475	98.5675	179	204
Semivolatiles	C3-Naphthalenes	ug/kg_{lipid}	18	5	28%	56.82	538.46	96.55	243	237
Semivolatiles	C4-Naphthalenes	ug/kg_{lipid}	18	1	6%	337.5	337.5	NA	NA	NA
Semivolatiles	Fluoranthene	ug/kg_{lipid}	18	6	33%	47.73	576.92	137.19	189	194

Table 3-17
Statistical Summary of Detected Analytes - American Eel (Whole Body) - Lipid Normalized

Parameter Group	Analyte	Units	Number of Valid Results[1]	Number of Detects	Detection Frequency	Minimum Detect	Maximum Detect	Median Value	Mean of Detects	Standard Deviation
Semivolatiles	Fluorene	ug/kg_{lipid}	18	2	11%	43.94	181.795	112.8675	113	97.5
Semivolatiles	Indeno(1,2,3-c,d)pyrene	ug/kg_{lipid}	18	1	6%	98.02	98.02	NA	NA	NA
Semivolatiles	Naphthalene	ug/kg_{lipid}	18	7	39%	108.16	7153.85	240	2520	3090
Semivolatiles	Phenanthrene	ug/kg_{lipid}	18	2	11%	106.06	124.595	115.3275	115	13.1
Semivolatiles	Pyrene	ug/kg_{lipid}	18	2	11%	56.82	1076.92	566.87	567	721
Semivolatiles	Total HMW PAHs	ug/kg_{lipid}	18	7	39%	47.7	1080	148	339	369
Semivolatiles	Total LMW PAHs	ug/kg_{lipid}	18	17	94%	51.5	7150	429	1300	2170
Semivolatiles	Total PAHs	ug/kg_{lipid}	18	17	94%	51.5	8230	445	1440	2390

Footnotes:
[1]Valid results are results that were found to be valid as a result of data validation. Only valid data are used in statistical analyses. Additional details regarding rejected data are provided in Appendix E of this report.

Notes:
1. Only detected values were included in the calculation of totals.
2. Non-detect ("U" qualified) data were excluded from the statistical analysis.

DDD = dichlorodiphenyldichloroethane
DDE = dichlorodiphenyldichloroethylene
DDT = dichlorodiphenyltrichloroethane
HMW = high molecular weight
LMW = low molecular weight
PAH = polycyclic aromatic hydrocarbon
PCB = polychlorinated biphenyl
NA = not applicable

% = percent
mg/kg = milligrams per kilogram
ng/g = nanograms per gram
ng/kg = nanograms per kilogram
pg/g = picograms per gram
ug/kg = micrograms per kilogram

Table 3-18
Statistical Summary of Detected Analytes by Zone - American Eel (Whole Body) - Lipid Normalized

Parameter Group	Analyte	Units	Number of Valid Results[1]	Number of Detects	Detection Frequency	Minimum Detect	Maximum Detect	Median Value	Mean of Detects	Standard Deviation
NORTH ZONE										
Aroclor PCBs	Aroclor 1254	ug/kg_{lipid}	5	4	80%	3250	11059.835	6458.825	6810	3740
Aroclor PCBs	Aroclor 1260	ug/kg_{lipid}	5	5	100%	2117.65	9092.29	3918.92	4910	2830
Aroclor PCBs	Total Aroclor PCBs (Sum Of 7 Aroclors)	ug/kg_{lipid}	5	5	100%	3920	20150	6250	10400	6980
Aroclor PCBs	Total Aroclor PCBs (Sum Of 9 Aroclors)	ug/kg_{lipid}	5	5	100%	3920	20150	6250	10400	6980
Butyltins	Tributyltin	ug/kg_{lipid}	5	3	50%	37.5	52.33	47.06	45.6	7.52
Dioxins/Furans	1,2,3,4,6,7,8-HpCDD	ng/kg_{lipid}	6	6	100%	16.58	28.41	22.575	22.8	4.59
Dioxins/Furans	1,2,3,4,6,7,8-HpCDF	ng/kg_{lipid}	6	6	100%	104.46	249.6	160.505	170	57.9
Dioxins/Furans	1,2,3,4,7,8,9-HpCDF	ng/kg_{lipid}	6	5	83%	2.55	6.56	3.97	4.58	1.8
Dioxins/Furans	1,2,3,4,7,8-HxCDD	ng/kg_{lipid}	6	6	100%	4.875	9.41	6	6.6	1.86
Dioxins/Furans	1,2,3,4,7,8-HxCDF	ng/kg_{lipid}	6	6	100%	39.5	84.5	72.01	66.8	18.9
Dioxins/Furans	1,2,3,6,7,8-HxCDD	ng/kg_{lipid}	6	6	100%	21.35	42.4	26.8925	28.7	7.43
Dioxins/Furans	1,2,3,6,7,8-HxCDF	ng/kg_{lipid}	6	6	100%	31.76	110.4	68.7125	69.7	27.8
Dioxins/Furans	1,2,3,7,8,9-HxCDD	ng/kg_{lipid}	6	6	100%	5.02	8.24	5.775	6.21	1.26
Dioxins/Furans	1,2,3,7,8,9-HxCDF	ng/kg_{lipid}	6	6	100%	1.23	4.81	2.84	2.92	1.21
Dioxins/Furans	1,2,3,7,8-PCDD	ng/kg_{lipid}	6	5	83%	5.595	11.5	11.25	9.78	2.53
Dioxins/Furans	1,2,3,7,8-PCDF	ng/kg_{lipid}	6	6	100%	15.81	70.4	43.125	43.2	20.2
Dioxins/Furans	2,3,4,6,7,8-HxCDF	ng/kg_{lipid}	6	6	100%	4.63	14.28	7.305	8.32	3.39
Dioxins/Furans	2,3,4,7,8-PCDF	ng/kg_{lipid}	6	6	100%	46.49	279.2	172.125	171	84.7
Dioxins/Furans	2,3,7,8-TCDD	ng/kg_{lipid}	6	6	100%	138.095	362	188.56	207	82.1
Dioxins/Furans	2,3,7,8-TCDF	ng/kg_{lipid}	6	1	17%	1.8	1.8	NA	NA	NA
Dioxins/Furans	OCDD	ng/kg_{lipid}	6	6	100%	25.555	55.6	33.775	37.5	12.4
Dioxins/Furans	OCDF	ng/kg_{lipid}	6	6	100%	5.08	24.28	12.485	13.9	7
PCB Congeners	PCB-1	ng/kg_{lipid}	6	5	83%	157.25	413	207.35	262	115
PCB Congeners	PCB-10	ng/kg_{lipid}	6	4	67%	133.2	505.125	220.445	270	174
PCB Congeners	PCB-103	ng/kg_{lipid}	6	5	83%	183.78	1115	317.5	468	373
PCB Congeners	PCB-104	ng/kg_{lipid}	6	2	33%	106.5	114.48	110.49	110	5.64
PCB Congeners	PCB-105	ng/kg_{lipid}	6	6	100%	189189.19	570588.24	485375.255	448000	135000
PCB Congeners	PCB-107	ng/kg_{lipid}	6	6	100%	9525	26100	14535.8	15300	5820
PCB Congeners	PCB-108/124	ng/kg_{lipid}	6	6	100%	1378.38	5300	3235.725	3350	1380
PCB Congeners	PCB-11	ng/kg_{lipid}	6	5	83%	585.14	3545	1955.88	2040	1150
PCB Congeners	PCB-110/115	ng/kg_{lipid}	6	6	100%	431081.08	1360000	956617.6475	891000	321000
PCB Congeners	PCB-111	ng/kg_{lipid}	6	6	100%	1074.32	3004	2489.855	2320	707
PCB Congeners	PCB-112	ng/kg_{lipid}	6	3	50%	900	6050	3117.65	3360	2580
PCB Congeners	PCB-114	ng/kg_{lipid}	6	6	100%	11770.27	29705.88	23590	22700	6700
PCB Congeners	PCB-118	ng/kg_{lipid}	6	6	100%	597297.3	2105000	1709812.373	1570000	536000
PCB Congeners	PCB-12/13	ng/kg_{lipid}	6	4	67%	129.19	480	293.93	299	168
PCB Congeners	PCB-120	ng/kg_{lipid}	6	6	100%	3756.76	9160	7895.59	7350	2000
PCB Congeners	PCB-121	ng/kg_{lipid}	6	6	100%	740.54	1955	1737.06	1570	469
PCB Congeners	PCB-122	ng/kg_{lipid}	6	6	100%	966.22	3535	1515.5875	1840	953
PCB Congeners	PCB-123	ng/kg_{lipid}	6	6	100%	12229.73	36176.47	29130	27200	7970
PCB Congeners	PCB-126	ng/kg_{lipid}	5	2	33%	579.73	8750	4664.865	4660	5780
PCB Congeners	PCB-127	ng/kg_{lipid}	6	6	100%	722.97	2035	1643.645	1520	462
PCB Congeners	PCB-128/166	ng/kg_{lipid}	6	6	100%	80810.81	229200	191830.88	177000	52200
PCB Congeners	PCB-129/138/163	ng/kg_{lipid}	6	6	100%	687837.84	2475000	1798927.485	1780000	642000
PCB Congeners	PCB-130	ng/kg_{lipid}	6	6	100%	28648.65	104400	75824.0375	72800	25400
PCB Congeners	PCB-131	ng/kg_{lipid}	6	6	100%	812.16	3235	1576.765	1860	1080
PCB Congeners	PCB-132	ng/kg_{lipid}	6	6	100%	47567.57	130500	72094.12	76800	30400
PCB Congeners	PCB-133	ng/kg_{lipid}	5	5	83%	16351.35	50800	42352.94	39300	13400
PCB Congeners	PCB-134	ng/kg_{lipid}	6	6	100%	17567.57	55000	35836.47	35500	13000
PCB Congeners	PCB-135/151	ng/kg_{lipid}	5	5	83%	55540.54	163000	90527.38	102000	40800
PCB Congeners	PCB-136	ng/kg_{lipid}	5	5	83%	11283.78	39600	22242.395	22600	11200
PCB Congeners	PCB-137	ng/kg_{lipid}	6	6	100%	28783.78	70500	64964.705	56700	17200
PCB Congeners	PCB-139/140	ng/kg_{lipid}	6	6	100%	12554.05	31800	28205.88	25700	7270
PCB Congeners	PCB-141	ng/kg_{lipid}	6	6	100%	44459.46	176500	119452.335	114000	48300
PCB Congeners	PCB-144	ng/kg_{lipid}	5	5	83%	1729.73	8850	4676.47	4660	2740
PCB Congeners	PCB-146	ng/kg_{lipid}	5	5	83%	317647.06	424000	339000	352000	43800
PCB Congeners	PCB-147/149	ng/kg_{lipid}	6	6	100%	214864.86	825000	559941.175	507000	222000
PCB Congeners	PCB-148	ng/kg_{lipid}	4	4	67%	3364.86	10058.82	6945	6830	2800
PCB Congeners	PCB-15	ng/kg_{lipid}	5	5	83%	767.57	2850	1505.88	1580	788

Table 3-18
Statistical Summary of Detected Analytes by Zone - American Eel (Whole Body) - Lipid Normalized

Parameter Group	Analyte	Units	Number of Valid Results[1]	Number of Detects	Detection Frequency	Minimum Detect	Maximum Detect	Median Value	Mean of Detects	Standard Deviation
PCB Congeners	PCB-150	ng/kg_{lipid}	5	3	50%	124.8	431.74	326.5	294	156
PCB Congeners	PCB-152	ng/kg_{lipid}	5	1	17%	121	121	NA	NA	NA
PCB Congeners	PCB-153/168	ng/kg_{lipid}	6	6	100%	837837.84	2995000	2442824.545	2280000	806000
PCB Congeners	PCB-154	ng/kg_{lipid}	5	5	83%	25945.95	83529.41	62500	56600	23400
PCB Congeners	PCB-155	ng/kg_{lipid}	6	6	100%	10364.86	27000	23375	21600	6330
PCB Congeners	PCB-156/157	ng/kg_{lipid}	6	6	100%	50405.41	168529.41	149250	132000	43200
PCB Congeners	PCB-158	ng/kg_{lipid}	6	6	100%	64189.19	177600	154573.53	142000	43300
PCB Congeners	PCB-159	ng/kg_{lipid}	6	2	33%	335	417.65	376.325	376	58.4
PCB Congeners	PCB-16	ng/kg_{lipid}	5	5	83%	924	2360	1088.24	1320	588
PCB Congeners	PCB-161	ng/kg_{lipid}	6	1	17%	139.19	139.19	NA	NA	NA
PCB Congeners	PCB-162	ng/kg_{lipid}	6	5	83%	3135.14	12705.88	9500	8330	4670
PCB Congeners	PCB-164	ng/kg_{lipid}	6	6	100%	24189.19	68000	57895.5375	52600	16600
PCB Congeners	PCB-165	ng/kg_{lipid}	5	5	83%	1652.89	2224	1977.5	1960	209
PCB Congeners	PCB-167	ng/kg_{lipid}	4	4	67%	20135.14	77941.18	65250	57100	25600
PCB Congeners	PCB-169	ng/kg_{lipid}	6	1	17%	154.5	154.5	NA	NA	NA
PCB Congeners	PCB-17	ng/kg_{lipid}	6	6	100%	1760	4805	2037.795	2740	1300
PCB Congeners	PCB-170	ng/kg_{lipid}	6	6	100%	102162.16	337200	257455.375	242000	82300
PCB Congeners	PCB-171/173	ng/kg_{lipid}	5	5	83%	87084.18	131600	100750	105000	17800
PCB Congeners	PCB-172	ng/kg_{lipid}	6	6	100%	20675.68	78000	55457.405	52800	19900
PCB Congeners	PCB-174	ng/kg_{lipid}	6	6	100%	32162.16	106500	66759.635	65800	27000
PCB Congeners	PCB-175	ng/kg_{lipid}	5	5	83%	6337.84	18360	16700	14500	4780
PCB Congeners	PCB-176	ng/kg_{lipid}	6	6	100%	1197.3	4655	2363.175	2660	1410
PCB Congeners	PCB-177	ng/kg_{lipid}	5	5	83%	162000	246400	190988.845	203000	36200
PCB Congeners	PCB-178	ng/kg_{lipid}	5	5	83%	47972.97	154800	130882.35	122000	42500
PCB Congeners	PCB-179	ng/kg_{lipid}	6	6	100%	13918.92	50500	30721.9175	29500	12900
PCB Congeners	PCB-18/30	ng/kg_{lipid}	6	6	100%	4775	17250	6031.005	8640	5190
PCB Congeners	PCB-180/193	ng/kg_{lipid}	6	6	100%	368918.92	1140000	981102.94	896000	296000
PCB Congeners	PCB-181	ng/kg_{lipid}	4	4	67%	3065.265	4760	4490	4200	771
PCB Congeners	PCB-182	ng/kg_{lipid}	5	5	83%	1300	4400	3160	3100	1130
PCB Congeners	PCB-183/185	ng/kg_{lipid}	6	6	100%	128513.51	408000	319779.41	304000	99700
PCB Congeners	PCB-184	ng/kg_{lipid}	6	6	100%	1027.03	3375	3005.145	2690	905
PCB Congeners	PCB-187	ng/kg_{lipid}	5	5	83%	294594.59	1068000	823529.41	760000	290000
PCB Congeners	PCB-188	ng/kg_{lipid}	6	6	100%	1527.03	4705.88	3810.7375	3520	1140
PCB Congeners	PCB-189	ng/kg_{lipid}	6	6	100%	3608.11	14400	11592.645	10700	3750
PCB Congeners	PCB-19	ng/kg_{lipid}	6	6	100%	1332.5	6818.455	1716.54	3040	2340
PCB Congeners	PCB-190	ng/kg_{lipid}	6	6	100%	30135.14	83600	71704.615	66800	20700
PCB Congeners	PCB-191	ng/kg_{lipid}	6	6	100%	6662.16	19320	14876.47	14400	4320
PCB Congeners	PCB-192	ng/kg_{lipid}	6	4	67%	222.5	508	253.0575	309	134
PCB Congeners	PCB-194	ng/kg_{lipid}	6	6	100%	46351.35	157500	128049.1875	119000	38100
PCB Congeners	PCB-195	ng/kg_{lipid}	6	6	100%	15810.81	61500	46885.6975	43200	15200
PCB Congeners	PCB-196	ng/kg_{lipid}	6	6	100%	33648.65	108000	99801.47	86900	29500
PCB Congeners	PCB-197/200	ng/kg_{lipid}	6	6	100%	4054.05	13040	11400	10500	3350
PCB Congeners	PCB-198/199	ng/kg_{lipid}	6	6	100%	83378.38	296400	250514.705	230000	77500
PCB Congeners	PCB-2	ng/kg_{lipid}	6	2	33%	33.28	42.405	37.8425	37.8	6.45
PCB Congeners	PCB-20/28	ng/kg_{lipid}	6	6	100%	144500	645000	205347.06	270000	189000
PCB Congeners	PCB-201	ng/kg_{lipid}	6	6	100%	9608.11	34840	28926.7225	26500	8700
PCB Congeners	PCB-202	ng/kg_{lipid}	6	6	100%	34459.46	110400	88409.2275	83300	25600
PCB Congeners	PCB-203	ng/kg_{lipid}	6	6	100%	52432.43	196000	163926.47	148000	53000
PCB Congeners	PCB-204	ng/kg_{lipid}	6	5	83%	322.325	488	379.41	401	63.9
PCB Congeners	PCB-205	ng/kg_{lipid}	6	6	100%	1972.97	7480	6586.8925	5920	1990
PCB Congeners	PCB-206	ng/kg_{lipid}	6	6	100%	32162.16	120400	92872.7175	88400	30200
PCB Congeners	PCB-207	ng/kg_{lipid}	6	6	100%	3702.7	13600	9987.3225	9800	3430
PCB Congeners	PCB-208	ng/kg_{lipid}	6	6	100%	12000	43200	34545.8925	31900	10500
PCB Congeners	PCB-209	ng/kg_{lipid}	6	6	100%	15135.14	58800	41604.41	39800	14100
PCB Congeners	PCB-21/33	ng/kg_{lipid}	6	5	83%	827.03	2985	1008	1390	910
PCB Congeners	PCB-22	ng/kg_{lipid}	6	6	100%	7175.68	34150	11140	16600	11700
PCB Congeners	PCB-24	ng/kg_{lipid}	6	3	50%	101.2	376	104.32	194	158
PCB Congeners	PCB-25	ng/kg_{lipid}	6	6	100%	1059.46	5737.83	1799.53	2730	2020
PCB Congeners	PCB-26/29	ng/kg_{lipid}	6	6	100%	15405.41	54500	24536.47	29200	14700
PCB Congeners	PCB-27	ng/kg_{lipid}	5	5	83%	625	1564.555	672.97	833	409

Table 3-18
Statistical Summary of Detected Analytes by Zone - American Eel (Whole Body) - Lipid Normalized

Parameter Group	Analyte	Units	Number of Valid Results[1]	Number of Detects	Detection Frequency	Minimum Detect	Maximum Detect	Median Value	Mean of Detects	Standard Deviation
PCB Congeners	PCB-31	ng/kg_{lipid}	6	6	100%	42837.84	186000	67882.355	85300	53000
PCB Congeners	PCB-32	ng/kg_{lipid}	6	6	100%	3650	15150	4953.245	7770	5130
PCB Congeners	PCB-34	ng/kg_{lipid}	6	6	100%	156.76	790	339.905	430	274
PCB Congeners	PCB-35	ng/kg_{lipid}	6	2	33%	41.6	87	64.3	64.3	32.1
PCB Congeners	PCB-36	ng/kg_{lipid}	6	1	17%	1645	1645	NA	NA	NA
PCB Congeners	PCB-37	ng/kg_{lipid}	6	6	100%	1513.51	5470.59	3608.0625	3670	1510
PCB Congeners	PCB-38	ng/kg_{lipid}	6	6	100%	260.81	1055	615.9325	638	265
PCB Congeners	PCB-39	ng/kg_{lipid}	6	1	17%	104	104	NA	NA	NA
PCB Congeners	PCB-4	ng/kg_{lipid}	6	6	100%	1472.5	4676.98	1815.73	2610	1470
PCB Congeners	PCB-40/71	ng/kg_{lipid}	6	6	100%	15640	50500	20523.53	26300	13600
PCB Congeners	PCB-42	ng/kg_{lipid}	6	6	100%	57297.3	166500	74522.06	94400	43700
PCB Congeners	PCB-43	ng/kg_{lipid}	6	2	33%	754.05	2905	1829.525	1830	1520
PCB Congeners	PCB-44/47/65	ng/kg_{lipid}	6	6	100%	545945.95	1365000	765147.06	869000	293000
PCB Congeners	PCB-45	ng/kg_{lipid}	6	6	100%	2850	13950	4222.12	6190	4350
PCB Congeners	PCB-46	ng/kg_{lipid}	6	6	100%	630	2115	711.765	1040	614
PCB Congeners	PCB-48	ng/kg_{lipid}	6	5	83%	860	3425	1008	1460	1100
PCB Congeners	PCB-49/69	ng/kg_{lipid}	6	6	100%	73500	278000	100352.94	150000	95900
PCB Congeners	PCB-50/53	ng/kg_{lipid}	6	6	100%	4625	17950	5935.61	9320	6020
PCB Congeners	PCB-51	ng/kg_{lipid}	6	6	100%	3450	10680.02	4059.62	5940	3400
PCB Congeners	PCB-52	ng/kg_{lipid}	6	6	100%	577500	1755000	671176.47	873000	455000
PCB Congeners	PCB-54	ng/kg_{lipid}	6	4	67%	351.2	1328.4	673.675	757	474
PCB Congeners	PCB-55	ng/kg_{lipid}	6	2	33%	494.59	1180	837.295	837	485
PCB Congeners	PCB-56	ng/kg_{lipid}	6	6	100%	1608.11	15842.29	2966.12	5610	5570
PCB Congeners	PCB-57	ng/kg_{lipid}	6	5	83%	456.76	4775	1100	1750	1760
PCB Congeners	PCB-58	ng/kg_{lipid}	6	6	100%	1445.95	6077.08	4021.295	3760	1690
PCB Congeners	PCB-6	ng/kg_{lipid}	5	5	83%	184.4	467.24	274.41	311	124
PCB Congeners	PCB-60	ng/kg_{lipid}	6	6	100%	48243.24	124000	61026.47	69300	28400
PCB Congeners	PCB-61/70/74/76	ng/kg_{lipid}	6	6	100%	217567.57	595000	275547.06	327000	142000
PCB Congeners	PCB-62/75	ng/kg_{lipid}	6	6	100%	57702.7	117500	75611.765	79600	20500
PCB Congeners	PCB-63	ng/kg_{lipid}	6	6	100%	10391.89	27600	17811.175	17700	6470
PCB Congeners	PCB-64	ng/kg_{lipid}	6	5	83%	248648.65	640000	352000	383000	157000
PCB Congeners	PCB-66	ng/kg_{lipid}	6	6	100%	354054.05	1150000	517352.94	602000	294000
PCB Congeners	PCB-67	ng/kg_{lipid}	6	5	83%	1331.08	4465	2870.59	2740	1170
PCB Congeners	PCB-68	ng/kg_{lipid}	6	5	83%	2310.81	6100	3788	4060	1470
PCB Congeners	PCB-7	ng/kg_{lipid}	5	3	50%	90	212.06	160.75	154	61.3
PCB Congeners	PCB-72	ng/kg_{lipid}	6	5	83%	3108.11	10200	7000	7060	2830
PCB Congeners	PCB-73	ng/kg_{lipid}	6	3	50%	652.5	3840	797.06	1760	1800
PCB Congeners	PCB-77	ng/kg_{lipid}	6	6	100%	495.95	2970.59	1251	1430	913
PCB Congeners	PCB-78	ng/kg_{lipid}	6	1	17%	6175	6175	NA	NA	NA
PCB Congeners	PCB-79	ng/kg_{lipid}	6	6	100%	1343.24	4725	3045.1825	2920	1120
PCB Congeners	PCB-8	ng/kg_{lipid}	5	3	50%	551.35	979.41	672.5	734	221
PCB Congeners	PCB-81	ng/kg_{lipid}	6	1	17%	137.84	137.84	NA	NA	NA
PCB Congeners	PCB-82	ng/kg_{lipid}	6	6	100%	12783.78	40300	21555.88	22500	9870
PCB Congeners	PCB-83	ng/kg_{lipid}	6	5	83%	20675.68	55000	30750	35500	13200
PCB Congeners	PCB-84	ng/kg_{lipid}	6	6	100%	37880	104000	51742.645	58500	24100
PCB Congeners	PCB-85/116/117	ng/kg_{lipid}	6	6	100%	132027.03	311000	259705.88	237000	64900
PCB Congeners	PCB-86/87/97/109/119/125	ng/kg_{lipid}	6	6	100%	124459.46	343000	216405.88	219000	72600
PCB Congeners	PCB-89	ng/kg_{lipid}	6	4	67%	114.4	363.5	235.565	237	102
PCB Congeners	PCB-9	ng/kg_{lipid}	5	2	33%	93.01	161.5	127.255	127	48.4
PCB Congeners	PCB-90/101/113	ng/kg_{lipid}	6	6	100%	208108.11	875000	491411.765	498000	245000
PCB Congeners	PCB-91	ng/kg_{lipid}	5	5	83%	31891.89	102500	66470.59	66400	26000
PCB Congeners	PCB-92	ng/kg_{lipid}	6	6	100%	84054.05	231000	163698.53	161000	48000
PCB Congeners	PCB-93/100	ng/kg_{lipid}	6	6	100%	32432.43	76764.71	68075	63800	16500
PCB Congeners	PCB-94	ng/kg_{lipid}	6	6	100%	329.6	1385	635	705	392
PCB Congeners	PCB-95	ng/kg_{lipid}	6	6	100%	112750	371000	155335.295	190000	97800
PCB Congeners	PCB-96	ng/kg_{lipid}	6	4	67%	266.4	870	478.23	523	295
PCB Congeners	PCB-98/102	ng/kg_{lipid}	6	4	67%	881.08	77250	2446.5975	20800	37700
PCB Congeners	PCB-99	ng/kg_{lipid}	6	6	100%	470270.27	1260000	1004647.06	942000	275000
PCB Congeners	Total PCB Congeners (209)	ng/kg_{lipid}	6	6	100%	8740000	28100000	19350000	19100000	6300000
Pesticides	2,4'-DDD	pg/g_{lipid}	6	6	100%	16621.62	88000	27897.06	41400	29700

Table 3-18
Statistical Summary of Detected Analytes by Zone - American Eel (Whole Body) - Lipid Normalized

Parameter Group	Analyte	Units	Number of Valid Results[1]	Number of Detects	Detection Frequency	Minimum Detect	Maximum Detect	Median Value	Mean of Detects	Standard Deviation
Pesticides	2,4'-DDE	pg/g_{lipid}	6	6	100%	8040.54	60000	14334.56	23200	20300
Pesticides	2,4'-DDT	pg/g_{lipid}	6	6	100%	1716.22	7650	3436.355	4330	2340
Pesticides	4,4'-DDD	pg/g_{lipid}	6	6	100%	785135.14	2260000	1382058.825	1410000	538000
Pesticides	4,4'-DDE	pg/g_{lipid}	6	6	100%	1756756.76	5500000	4155147.06	4050000	1300000
Pesticides	4,4'-DDT	pg/g_{lipid}	6	6	100%	34189.19	171500	78225	92000	47900
Pesticides	Aldrin	pg/g_{lipid}	6	5	83%	559.46	2445	979.41	1220	727
Pesticides	Alpha BHC	pg/g_{lipid}	6	6	100%	909.46	2760	1394.5	1670	830
Pesticides	Beta BHC	pg/g_{lipid}	6	5	83%	1197.06	4329.615	1608.11	2080	1270
Pesticides	cis-Chlordane	pg/g_{lipid}	6	6	100%	179729.73	635000	354388.235	395000	166000
Pesticides	cis-Nonachlor	pg/g_{lipid}	6	6	100%	145945.95	382500	323798.1725	296000	81300
Pesticides	Dieldrin	pg/g_{lipid}	6	6	100%	44324.32	489000	283382.355	304000	168000
Pesticides	Endrin	pg/g_{lipid}	6	1	17%	610.81	610.81	NA	NA	NA
Pesticides	Gamma BHC (Lindane)	pg/g_{lipid}	6	6	100%	405	1185	492.38	612	300
Pesticides	Heptachlor	pg/g_{lipid}	6	1	17%	54.46	54.46	NA	NA	NA
Pesticides	Heptachlor epoxide	pg/g_{lipid}	6	6	100%	53600	121217.035	62507.355	77300	30300
Pesticides	Hexachlorobenzene	pg/g_{lipid}	6	6	100%	50000	209500	92150	116000	58900
Pesticides	Mirex	pg/g_{lipid}	6	6	100%	3905.41	16400	11792.5	11000	4220
Pesticides	Oxychlordane	pg/g_{lipid}	6	6	100%	158108.11	377500	274835.1925	272000	86500
Pesticides	Trans-chlordane	pg/g_{lipid}	6	6	100%	65675.68	163000	93720.59	104000	37200
Pesticides	Trans-heptachlor epoxide	pg/g_{lipid}	6	1	17%	21621.62	21621.62	NA	NA	NA
Pesticides	Trans-nonachlor	pg/g_{lipid}	6	6	100%	271621.62	960000	783764.705	736000	245000
Pesticides	Total Alpha + Gamma Chlordane	pg/g_{lipid}	6	6	100%	245000	798000	443000	498000	203000
Pesticides	Total DDT (2,4)	pg/g_{lipid}	6	6	100%	26400	156000	45650	69000	52000
Pesticides	Total DDT (4,4)	pg/g_{lipid}	6	6	100%	2580000	7930000	5615000	5540000	1710000
Pesticides	Total DDT (2,4 & 4,4)	pg/g_{lipid}	6	6	100%	2600000	8090000	5672500	5610000	1750000
Semivolatiles	Acenaphthene	ug/kg_{lipid}	6	6	100%	227.5	698.275	287.135	402	212
Semivolatiles	Benzo(g,h,i)perylene	ug/kg_{lipid}	6	1	17%	100.96	100.96	NA	NA	NA
Semivolatiles	C2-Naphthalenes	ug/kg_{lipid}	6	1	17%	153.195	153.195	NA	NA	NA
Semivolatiles	C3-Naphthalenes	ug/kg_{lipid}	6	1	17%	96.55	96.55	NA	NA	NA
Semivolatiles	Fluoranthene	ug/kg_{lipid}	6	2	33%	140	142.595	141.2975	141	1.83
Semivolatiles	Fluorene	ug/kg_{lipid}	6	1	17%	181.795	181.795	NA	NA	NA
Semivolatiles	Indeno(1,2,3-c,d)pyrene	ug/kg_{lipid}	6	1	17%	98.02	98.02	NA	NA	NA
Semivolatiles	Naphthalene	ug/kg_{lipid}	6	3	50%	108.16	217.5	176.47	167	55.2
Semivolatiles	Phenanthrene	ug/kg_{lipid}	6	1	17%	124.595	124.595	NA	NA	NA
Semivolatiles	Total HMW PAHs	ug/kg_{lipid}	6	2	33%	140	248.5	194.25	194	76.7
Semivolatiles	Total LMW PAHs	ug/kg_{lipid}	6	6	100%	270	1110.5	443	537	311
Semivolatiles	Total PAHs	ug/kg_{lipid}	6	6	100%	270	1360	443	602	415
CENTRAL ZONE										
Aroclor PCBs	Aroclor 1254	ug/kg_{lipid}	6	6	100%	2611.94	10588.24	6260.415	5980	3100
Aroclor PCBs	Aroclor 1260	ug/kg_{lipid}	6	6	100%	1264.37	13125	5077.085	6420	5330
Aroclor PCBs	Total Aroclor PCBs (Sum Of 7 Aroclors)	ug/kg_{lipid}	6	6	100%	3910	22900	11350	12400	8210
Aroclor PCBs	Total Aroclor PCBs (Sum Of 9 Aroclors)	ug/kg_{lipid}	6	6	100%	3910	22900	11350	12400	8210
Dioxins/Furans	1,2,3,4,6,7,8-HpCDD	ng/kg_{lipid}	6	6	100%	12.31	38	21.065	23.2	9.7
Dioxins/Furans	1,2,3,4,6,7,8-HpCDF	ng/kg_{lipid}	6	6	100%	37.99	402.35	179.845	191	143
Dioxins/Furans	1,2,3,4,7,8,9-HpCDF	ng/kg_{lipid}	6	4	67%	1.72	8.53	3.135	4.13	3.14
Dioxins/Furans	1,2,3,4,7,8-HxCDD	ng/kg_{lipid}	6	6	100%	3.74	7.65	5.08	5.39	1.35
Dioxins/Furans	1,2,3,4,7,8-HxCDF	ng/kg_{lipid}	6	6	100%	15.52	59	27.515	33.9	18.1
Dioxins/Furans	1,2,3,6,7,8-HxCDD	ng/kg_{lipid}	6	6	100%	19.25	42.33	27.705	29	8.93
Dioxins/Furans	1,2,3,6,7,8-HxCDF	ng/kg_{lipid}	6	6	100%	24.85	156.47	75.47	84.1	56.3
Dioxins/Furans	1,2,3,7,8,9-HxCDD	ng/kg_{lipid}	6	6	100%	3.49	8.03	4.36	5.06	1.72
Dioxins/Furans	1,2,3,7,8,9-HxCDF	ng/kg_{lipid}	6	6	100%	0.68	5.33	2.615	2.64	1.81
Dioxins/Furans	1,2,3,7,8-PCDD	ng/kg_{lipid}	6	5	83%	6.82	21.56	12.59	13.3	6.52
Dioxins/Furans	1,2,3,7,8-PCDF	ng/kg_{lipid}	6	5	83%	16.49	73.33	44.75	44.7	23.5
Dioxins/Furans	2,3,4,6,7,8-HxCDF	ng/kg_{lipid}	6	6	100%	2.48	9.17	3.82	4.69	2.46
Dioxins/Furans	2,3,4,7,8-PCDF	ng/kg_{lipid}	6	6	100%	40.75	215	110.785	124	73.2
Dioxins/Furans	2,3,7,8-TCDD	ng/kg_{lipid}	6	6	100%	64.71	128.24	101.095	97.1	26.2
Dioxins/Furans	2,3,7,8-TCDF	ng/kg_{lipid}	6	1	17%	3.09	3.09	NA	NA	NA
Dioxins/Furans	OCDD	ng/kg_{lipid}	6	6	100%	20.22	127	44.785	52.6	37.8
Dioxins/Furans	OCDF	ng/kg_{lipid}	6	6	100%	2.84	26.6	6.465	9.04	8.92
PCB Congeners	PCB-1	ng/kg_{lipid}	3	3	50%	198.44	448.13	347.06	331	126

Table 3-18
Statistical Summary of Detected Analytes by Zone - American Eel (Whole Body) - Lipid Normalized

Parameter Group	Analyte	Units	Number of Valid Results[1]	Number of Detects	Detection Frequency	Minimum Detect	Maximum Detect	Median Value	Mean of Detects	Standard Deviation
PCB Congeners	PCB-10	ng/kg_{lipid}	6	3	50%	154.38	230.59	221.88	202	41.7
PCB Congeners	PCB-103	ng/kg_{lipid}	6	5	83%	136.57	358.82	160.31	220	101
PCB Congeners	PCB-105	ng/kg_{lipid}	3	3	50%	236562.5	399375	373529.41	336000	87500
PCB Congeners	PCB-107	ng/kg_{lipid}	6	6	100%	9593.75	25433.33	11899.425	14800	6070
PCB Congeners	PCB-108/124	ng/kg_{lipid}	6	6	100%	1812.5	4133.33	2495.725	2810	1040
PCB Congeners	PCB-11	ng/kg_{lipid}	6	6	100%	1455.22	4166.67	2295.315	2460	996
PCB Congeners	PCB-110/115	ng/kg_{lipid}	3	3	50%	433125	758823.53	437500	543000	187000
PCB Congeners	PCB-111	ng/kg_{lipid}	6	6	100%	962.69	2583.33	1640.625	1630	642
PCB Congeners	PCB-112	ng/kg_{lipid}	6	3	50%	569.4	3286.67	1643.68	1830	1370
PCB Congeners	PCB-114	ng/kg_{lipid}	6	6	100%	9925.37	29500	15190.255	17300	7500
PCB Congeners	PCB-118	ng/kg_{lipid}	6	6	100%	501492.54	1833333.33	1003584.56	1050000	489000
PCB Congeners	PCB-12/13	ng/kg_{lipid}	6	5	83%	123.88	301.76	193.44	214	74.7
PCB Congeners	PCB-120	ng/kg_{lipid}	6	6	100%	2970.15	8566.67	5250	5350	2170
PCB Congeners	PCB-121	ng/kg_{lipid}	6	4	67%	465.67	1300	780.135	831	392
PCB Congeners	PCB-122	ng/kg_{lipid}	6	5	83%	368.75	2506.67	905.88	1110	835
PCB Congeners	PCB-123	ng/kg_{lipid}	6	6	100%	10074.63	32400	19598.345	20100	8420
PCB Congeners	PCB-126	ng/kg_{lipid}	6	1	17%	923.33	923.33	NA	NA	NA
PCB Congeners	PCB-127	ng/kg_{lipid}	3	3	50%	1037.5	1429.41	1337.5	1270	205
PCB Congeners	PCB-128/166	ng/kg_{lipid}	6	6	100%	46417.91	203000	139843.75	130000	64200
PCB Congeners	PCB-129/138/163	ng/kg_{lipid}	6	6	100%	448507.46	1806666.67	1484099.265	1270000	610000
PCB Congeners	PCB-130	ng/kg_{lipid}	6	6	100%	27164.18	110000	62187.5	64300	30900
PCB Congeners	PCB-131	ng/kg_{lipid}	6	6	100%	561.19	3466.67	1213.205	1520	1080
PCB Congeners	PCB-132	ng/kg_{lipid}	6	6	100%	31343.28	110666.67	56907.33	60300	28100
PCB Congeners	PCB-133	ng/kg_{lipid}	6	6	100%	14552.24	47000	34553.31	31900	14200
PCB Congeners	PCB-134	ng/kg_{lipid}	6	6	100%	14104.48	47666.67	23008.26	27600	12500
PCB Congeners	PCB-135/151	ng/kg_{lipid}	6	6	100%	42388.06	169000	58795.955	75800	48800
PCB Congeners	PCB-136	ng/kg_{lipid}	6	6	100%	7062.5	39666.67	12816.945	16700	12300
PCB Congeners	PCB-137	ng/kg_{lipid}	6	6	100%	16791.04	57312.5	37119.485	37500	16200
PCB Congeners	PCB-139/140	ng/kg_{lipid}	6	6	100%	6268.66	25633.33	17531.25	16600	7330
PCB Congeners	PCB-141	ng/kg_{lipid}	6	6	100%	43432.84	197000	102812.5	107000	52700
PCB Congeners	PCB-144	ng/kg_{lipid}	6	6	100%	1362.5	9133.33	2372.06	3450	2980
PCB Congeners	PCB-146	ng/kg_{lipid}	6	6	100%	103731.34	386666.67	281185.66	259000	125000
PCB Congeners	PCB-147/149	ng/kg_{lipid}	6	6	100%	154477.61	700000	301875	366000	192000
PCB Congeners	PCB-148	ng/kg_{lipid}	3	3	50%	2410.45	7333.33	3551.72	4430	2580
PCB Congeners	PCB-15	ng/kg_{lipid}	6	6	100%	1016.09	2180	1518.295	1540	461
PCB Congeners	PCB-150	ng/kg_{lipid}	6	1	17%	50.31	50.31	NA	NA	NA
PCB Congeners	PCB-153/168	ng/kg_{lipid}	6	6	100%	476119.4	3006250	1672708.335	1590000	943000
PCB Congeners	PCB-154	ng/kg_{lipid}	6	6	100%	15895.52	54666.67	27781.25	31700	13500
PCB Congeners	PCB-155	ng/kg_{lipid}	6	6	100%	4044.78	19625	13463.54	12400	6290
PCB Congeners	PCB-156/157	ng/kg_{lipid}	6	6	100%	62313.43	210666.67	113593.75	124000	58500
PCB Congeners	PCB-158	ng/kg_{lipid}	6	6	100%	32910.45	133750	107325.37	93600	45200
PCB Congeners	PCB-159	ng/kg_{lipid}	6	2	33%	108.21	214.94	161.575	162	75.5
PCB Congeners	PCB-16	ng/kg_{lipid}	3	3	50%	514.18	1480	629.89	875	527
PCB Congeners	PCB-162	ng/kg_{lipid}	6	5	83%	4291.04	16133.33	7406.25	9040	4830
PCB Congeners	PCB-164	ng/kg_{lipid}	6	6	100%	14328.36	74333.33	34312.5	39000	21200
PCB Congeners	PCB-165	ng/kg_{lipid}	6	6	100%	753.73	2256.25	1563.65	1470	597
PCB Congeners	PCB-167	ng/kg_{lipid}	6	6	100%	26194.03	94333.33	52996.325	56500	28300
PCB Congeners	PCB-17	ng/kg_{lipid}	6	6	100%	940.3	2636.67	1531.25	1700	623
PCB Congeners	PCB-170	ng/kg_{lipid}	6	6	100%	73880.6	336666.67	247380.515	221000	115000
PCB Congeners	PCB-171/173	ng/kg_{lipid}	6	6	100%	25746.27	99375	80165.44	69500	32400
PCB Congeners	PCB-172	ng/kg_{lipid}	6	6	100%	17910.45	87666.67	60533.09	53900	28600
PCB Congeners	PCB-174	ng/kg_{lipid}	6	6	100%	24701.49	129000	59626.435	67100	35400
PCB Congeners	PCB-175	ng/kg_{lipid}	6	6	100%	5201.49	21166.67	12438.42	12400	5910
PCB Congeners	PCB-176	ng/kg_{lipid}	6	6	100%	1111.94	5633.33	1748.345	2360	1740
PCB Congeners	PCB-177	ng/kg_{lipid}	6	6	100%	59776.12	263666.67	160937.5	159000	79000
PCB Congeners	PCB-178	ng/kg_{lipid}	3	3	50%	44925.37	157333.33	52413.79	84900	62800
PCB Congeners	PCB-179	ng/kg_{lipid}	6	6	100%	12089.55	53666.67	21734.015	26300	15200
PCB Congeners	PCB-18/30	ng/kg_{lipid}	6	6	100%	2574.63	6966.67	4288.935	4740	1610
PCB Congeners	PCB-180/193	ng/kg_{lipid}	6	6	100%	254477.61	1337500	850183.825	781000	431000
PCB Congeners	PCB-181	ng/kg_{lipid}	6	6	100%	977.61	4366.67	3020.405	2850	1470

Table 3-18
Statistical Summary of Detected Analytes by Zone - American Eel (Whole Body) - Lipid Normalized

Parameter Group	Analyte	Units	Number of Valid Results[1]	Number of Detects	Detection Frequency	Minimum Detect	Maximum Detect	Median Value	Mean of Detects	Standard Deviation
PCB Congeners	PCB-182	ng/kg_{lipid}	3	3	50%	721.64	3600	1275.86	1870	1530
PCB Congeners	PCB-183/185	ng/kg_{lipid}	6	5	83%	78358.21	394375	310588.24	244000	140000
PCB Congeners	PCB-184	ng/kg_{lipid}	6	6	100%	783.58	3833.33	2160.48	2230	1190
PCB Congeners	PCB-187	ng/kg_{lipid}	6	6	100%	252985.07	1143333.33	663878.675	666000	350000
PCB Congeners	PCB-188	ng/kg_{lipid}	6	6	100%	925.37	3600	2495.315	2370	1020
PCB Congeners	PCB-189	ng/kg_{lipid}	6	6	100%	4738.81	21166.67	11215.995	11900	6520
PCB Congeners	PCB-19	ng/kg_{lipid}	6	6	100%	955.22	2776.67	1685.94	1850	701
PCB Congeners	PCB-190	ng/kg_{lipid}	6	6	100%	19626.87	82333.33	64843.75	56200	29000
PCB Congeners	PCB-191	ng/kg_{lipid}	6	6	100%	3761.19	19750	12058.335	11100	6200
PCB Congeners	PCB-192	ng/kg_{lipid}	6	3	50%	416.47	440.63	433.33	430	12.4
PCB Congeners	PCB-194	ng/kg_{lipid}	6	6	100%	50447.76	235666.67	161250	148000	79900
PCB Congeners	PCB-195	ng/kg_{lipid}	6	6	100%	15522.39	77333.33	52968.75	48200	25900
PCB Congeners	PCB-196	ng/kg_{lipid}	6	6	100%	29626.87	121875	77876.84	77800	39300
PCB Congeners	PCB-197/200	ng/kg_{lipid}	6	6	100%	4082.09	19366.67	10321.69	11000	5790
PCB Congeners	PCB-198/199	ng/kg_{lipid}	6	6	100%	94029.85	433333.33	241305.145	242000	130000
PCB Congeners	PCB-2	ng/kg_{lipid}	6	2	33%	33.13	89.38	61.255	61.3	39.8
PCB Congeners	PCB-20/28	ng/kg_{lipid}	6	6	100%	81343.28	211250	165375	156000	59200
PCB Congeners	PCB-201	ng/kg_{lipid}	6	6	100%	9850.75	45333.33	26746.325	27000	13900
PCB Congeners	PCB-202	ng/kg_{lipid}	6	6	100%	39850.75	138750	92352.94	90200	43000
PCB Congeners	PCB-203	ng/kg_{lipid}	6	6	100%	61940.3	268000	161369.485	162000	84600
PCB Congeners	PCB-204	ng/kg_{lipid}	6	3	50%	258.75	609.38	529.41	466	184
PCB Congeners	PCB-205	ng/kg_{lipid}	6	6	100%	2604.48	12466.67	8022.06	7490	4160
PCB Congeners	PCB-206	ng/kg_{lipid}	6	6	100%	50447.76	214666.67	145781.25	137000	71200
PCB Congeners	PCB-207	ng/kg_{lipid}	6	6	100%	4761.19	22062.5	14944.855	14100	7420
PCB Congeners	PCB-208	ng/kg_{lipid}	6	6	100%	22462.69	93000	57288.605	56100	28000
PCB Congeners	PCB-209	ng/kg_{lipid}	6	6	100%	29104.48	120333.33	74843.75	73600	38600
PCB Congeners	PCB-21/33	ng/kg_{lipid}	6	3	50%	530.6	1756.67	659.77	982	674
PCB Congeners	PCB-22	ng/kg_{lipid}	6	6	100%	3291.04	10100	5875	6590	2560
PCB Congeners	PCB-25	ng/kg_{lipid}	6	6	100%	753.73	2235.29	1369.9	1530	557
PCB Congeners	PCB-26/29	ng/kg_{lipid}	6	6	100%	12611.94	29647.06	19328.125	20400	6680
PCB Congeners	PCB-27	ng/kg_{lipid}	6	6	100%	367.91	946.67	615.625	676	218
PCB Congeners	PCB-3	ng/kg_{lipid}	6	3	50%	113.13	269.41	218.13	200	79.7
PCB Congeners	PCB-31	ng/kg_{lipid}	6	6	100%	31865.67	71176.47	47843.75	49300	14400
PCB Congeners	PCB-32	ng/kg_{lipid}	6	6	100%	1522.39	5829.41	3793.75	3850	1510
PCB Congeners	PCB-34	ng/kg_{lipid}	6	6	100%	111.94	396.67	287.45	290	105
PCB Congeners	PCB-37	ng/kg_{lipid}	6	6	100%	1701.49	6966.67	2310.2	3130	1980
PCB Congeners	PCB-38	ng/kg_{lipid}	6	6	100%	207.46	923.33	350.855	450	255
PCB Congeners	PCB-4	ng/kg_{lipid}	6	6	100%	1007.46	3100	2203.915	2150	782
PCB Congeners	PCB-40/71	ng/kg_{lipid}	6	6	100%	6656.72	23600	12562.32	14200	6180
PCB Congeners	PCB-42	ng/kg_{lipid}	6	6	100%	18731.34	104333.33	38611.71	50300	30800
PCB Congeners	PCB-43	ng/kg_{lipid}	6	3	50%	244.03	1153.33	654.02	684	455
PCB Congeners	PCB-44/47/65	ng/kg_{lipid}	6	6	100%	206716.42	750000	430312.5	445000	194000
PCB Congeners	PCB-45	ng/kg_{lipid}	6	6	100%	1858.21	5188.24	3049.39	3470	1370
PCB Congeners	PCB-46	ng/kg_{lipid}	6	6	100%	306.72	863.33	534.805	591	216
PCB Congeners	PCB-48	ng/kg_{lipid}	6	6	100%	412.69	1143.33	631.25	749	287
PCB Congeners	PCB-49/69	ng/kg_{lipid}	6	6	100%	32164.18	147000	63882.9	77800	42500
PCB Congeners	PCB-50/53	ng/kg_{lipid}	6	6	100%	2611.94	7200	4425.285	4720	1740
PCB Congeners	PCB-51	ng/kg_{lipid}	6	6	100%	1119.4	3866.67	2464.08	2590	990
PCB Congeners	PCB-52	ng/kg_{lipid}	6	6	100%	281343.28	1060000	431321.84	540000	289000
PCB Congeners	PCB-54	ng/kg_{lipid}	6	5	83%	128.36	351.76	199.38	221	82.1
PCB Congeners	PCB-55	ng/kg_{lipid}	6	1	17%	303.45	303.45	NA	NA	NA
PCB Congeners	PCB-56	ng/kg_{lipid}	6	6	100%	1037.31	3246.67	1673.115	1970	838
PCB Congeners	PCB-57	ng/kg_{lipid}	6	4	67%	476.87	996.67	670.18	703	242
PCB Congeners	PCB-58	ng/kg_{lipid}	6	6	100%	1291.04	6433.33	2276.33	3030	1900
PCB Congeners	PCB-6	ng/kg_{lipid}	6	6	100%	152.99	516.67	244.595	274	132
PCB Congeners	PCB-60	ng/kg_{lipid}	6	6	100%	23507.46	60000	37781.25	39200	14800
PCB Congeners	PCB-61/70/74/76	ng/kg_{lipid}	6	6	100%	113432.84	273333.33	198750	197000	68400
PCB Congeners	PCB-62/75	ng/kg_{lipid}	6	6	100%	20298.51	87666.67	38218.75	46000	24000
PCB Congeners	PCB-63	ng/kg_{lipid}	6	6	100%	9253.73	24333.33	13796.875	15400	6330
PCB Congeners	PCB-64	ng/kg_{lipid}	6	6	100%	117164.18	533333.33	196562.5	257000	153000

Table 3-18
Statistical Summary of Detected Analytes by Zone - American Eel (Whole Body) - Lipid Normalized

Parameter Group	Analyte	Units	Number of Valid Results[1]	Number of Detects	Detection Frequency	Minimum Detect	Maximum Detect	Median Value	Mean of Detects	Standard Deviation
PCB Congeners	PCB-66	ng/kg_{lipid}	6	6	100%	138805.97	473333.33	304843.75	305000	130000
PCB Congeners	PCB-67	ng/kg_{lipid}	6	6	100%	654.48	2064.71	1079.585	1220	506
PCB Congeners	PCB-68	ng/kg_{lipid}	6	6	100%	2134.38	5566.67	3046.23	3450	1410
PCB Congeners	PCB-7	ng/kg_{lipid}	6	1	17%	743.33	743.33	NA	NA	NA
PCB Congeners	PCB-72	ng/kg_{lipid}	6	6	100%	4062.5	9566.67	5676.725	6120	2170
PCB Congeners	PCB-73	ng/kg_{lipid}	6	3	50%	226.12	1176.67	701.15	701	475
PCB Congeners	PCB-77	ng/kg_{lipid}	6	6	100%	337.31	1131.25	730.975	741	317
PCB Congeners	PCB-79	ng/kg_{lipid}	6	6	100%	467.91	4400	1375.31	1860	1410
PCB Congeners	PCB-8	ng/kg_{lipid}	6	6	100%	566.42	2300	953.955	1110	639
PCB Congeners	PCB-82	ng/kg_{lipid}	6	6	100%	5776.12	29100	11452.945	13700	8450
PCB Congeners	PCB-83	ng/kg_{lipid}	6	4	67%	12313.43	52000	18765.625	25500	18000
PCB Congeners	PCB-84	ng/kg_{lipid}	6	6	100%	21492.54	76000	36713.54	39800	20000
PCB Congeners	PCB-85/116/117	ng/kg_{lipid}	6	6	100%	68582.09	268666.67	124218.75	142000	70700
PCB Congeners	PCB-86/87/97/109/119/125	ng/kg_{lipid}	6	6	100%	55597.01	320666.67	107638.29	139000	96100
PCB Congeners	PCB-88	ng/kg_{lipid}	6	1	17%	25062.5	25062.5	NA	NA	NA
PCB Congeners	PCB-89	ng/kg_{lipid}	6	1	17%	144.83	144.83	NA	NA	NA
PCB Congeners	PCB-9	ng/kg_{lipid}	6	3	50%	44.78	90	85.63	73.5	24.9
PCB Congeners	PCB-90/101/113	ng/kg_{lipid}	6	6	100%	152985.07	953333.33	251720.545	375000	298000
PCB Congeners	PCB-91	ng/kg_{lipid}	6	6	100%	21417.91	102000	33865.48	43800	30200
PCB Congeners	PCB-92	ng/kg_{lipid}	6	6	100%	67313.43	229333.33	102059.985	120000	57500
PCB Congeners	PCB-93/100	ng/kg_{lipid}	6	6	100%	12313.43	39333.33	28203.125	27500	10300
PCB Congeners	PCB-94	ng/kg_{lipid}	6	5	83%	194.78	572.41	278.75	360	173
PCB Congeners	PCB-95	ng/kg_{lipid}	6	6	100%	55298.51	194666.67	99337.285	112000	50800
PCB Congeners	PCB-96	ng/kg_{lipid}	6	5	83%	164.37	533.33	351.76	326	153
PCB Congeners	PCB-98/102	ng/kg_{lipid}	6	1	17%	1195.4	1195.4	NA	NA	NA
PCB Congeners	PCB-99	ng/kg_{lipid}	6	6	100%	258955.22	886666.67	548437.5	541000	222000
PCB Congeners	Total PCB Congeners (209)	ng/kg_{lipid}	6	6	100%	5300000	21100000	14300000	13300000	6220000
Pesticides	2,4'-DDD	pg/g_{lipid}	6	6	100%	15671.64	125625	37500	52500	40500
Pesticides	2,4'-DDE	pg/g_{lipid}	6	6	100%	6529.85	68125	21122.665	28700	22400
Pesticides	2,4'-DDT	pg/g_{lipid}	6	6	100%	1793.1	6625	3451.25	3670	1830
Pesticides	4,4'-DDD	pg/g_{lipid}	6	6	100%	604477.61	4281250	1475826.15	1810000	1470000
Pesticides	4,4'-DDE	pg/g_{lipid}	6	6	100%	1216417.91	13937500	3365208.335	4920000	4810000
Pesticides	4,4'-DDT	pg/g_{lipid}	6	6	100%	13582.09	243750	48714.705	88300	94300
Pesticides	Aldrin	pg/g_{lipid}	6	6	100%	391.79	1606.25	923.96	938	465
Pesticides	Alpha BHC	pg/g_{lipid}	6	6	100%	966.67	3893.75	1623.205	1960	1120
Pesticides	Beta BHC	pg/g_{lipid}	6	6	100%	762.07	4462.5	1345.15	1820	1410
Pesticides	cis-Chlordane	pg/g_{lipid}	6	6	100%	146268.66	580625	215919.12	299000	177000
Pesticides	cis-Nonachlor	pg/g_{lipid}	6	6	100%	85074.63	602500	278802.085	299000	202000
Pesticides	Dieldrin	pg/g_{lipid}	6	6	100%	106716.42	564375	264270.835	281000	173000
Pesticides	Endrin	pg/g_{lipid}	6	4	67%	347.01	1176.47	609.825	686	407
Pesticides	Gamma BHC (Lindane)	pg/g_{lipid}	6	6	100%	351.49	1725	578.93	759	527
Pesticides	Heptachlor	pg/g_{lipid}	6	2	33%	45.15	56.9	51.025	51	8.31
Pesticides	Heptachlor epoxide	pg/g_{lipid}	6	6	100%	20804.6	104375	42843.75	49600	31000
Pesticides	Hexachlorobenzene	pg/g_{lipid}	6	6	100%	25298.51	147500	51635.415	69300	49900
Pesticides	Mirex	pg/g_{lipid}	5	5	83%	3459.77	45875	12312.5	17100	17300
Pesticides	Oxychlordane	pg/g_{lipid}	6	6	100%	42413.79	581875	183218.75	226000	200000
Pesticides	Trans-chlordane	pg/g_{lipid}	6	6	100%	42014.93	159375	107114.585	105000	47300
Pesticides	Trans-nonachlor	pg/g_{lipid}	6	6	100%	155223.88	1406250	672083.335	693000	477000
Pesticides	Total Alpha + Gamma Chlordane	pg/g_{lipid}	6	6	100%	188000	740000	329000	403000	215000
Pesticides	Total DDT (2,4)	pg/g_{lipid}	6	6	100%	24200	200000	58950	84800	64300
Pesticides	Total DDT (4,4)	pg/g_{lipid}	6	6	100%	1830000	18400000	4930000	6830000	6320000
Pesticides	Total DDT (2,4 & 4,4)	pg/g_{lipid}	6	6	100%	1860000	18600000	4990000	6910000	6380000
Semivolatiles	1-Methylnaphthalene	ug/kg_{lipid}	6	1	17%	181.25	181.25	NA	NA	NA
Semivolatiles	2-Methylnaphthalene	ug/kg_{lipid}	6	1	17%	287.5	287.5	NA	NA	NA
Semivolatiles	Acenaphthene	ug/kg_{lipid}	6	5	83%	51.49	429.41	225	218	161
Semivolatiles	C1-Fluoranthenes/pyrenes	ug/kg_{lipid}	6	1	17%	165.62	165.62	NA	NA	NA
Semivolatiles	C1-Fluorenes	ug/kg_{lipid}	6	1	17%	125	125	NA	NA	NA
Semivolatiles	C1-Naphthalenes	ug/kg_{lipid}	6	1	17%	318.75	318.75	NA	NA	NA
Semivolatiles	C2-Fluorenes	ug/kg_{lipid}	6	1	17%	1343.75	1343.75	NA	NA	NA
Semivolatiles	C2-Naphthalenes	ug/kg_{lipid}	6	1	17%	475	475	NA	NA	NA

Table 3-18
Statistical Summary of Detected Analytes by Zone - American Eel (Whole Body) - Lipid Normalized

Parameter Group	Analyte	Units	Number of Valid Results[1]	Number of Detects	Detection Frequency	Minimum Detect	Maximum Detect	Median Value	Mean of Detects	Standard Deviation
Semivolatiles	C3-Naphthalenes	ug/kg_{lipid}	6	1	17%	462.5	462.5	NA	NA	NA
Semivolatiles	C4-Naphthalenes	ug/kg_{lipid}	6	1	17%	337.5	337.5	NA	NA	NA
Semivolatiles	Fluoranthene	ug/kg_{lipid}	6	1	17%	134.38	134.38	NA	NA	NA
Semivolatiles	Naphthalene	ug/kg_{lipid}	6	1	17%	240	240	NA	NA	NA
Semivolatiles	Total HMW PAHs	ug/kg_{lipid}	6	1	17%	134	134	NA	NA	NA
Semivolatiles	Total LMW PAHs	ug/kg_{lipid}	6	6	100%	51.5	513	276.5	269	187
Semivolatiles	Total PAHs	ug/kg_{lipid}	6	6	100%	51.5	513	334.5	292	201
SOUTH ZONE										
Aroclor PCBs	Aroclor 1254	ug/kg_{lipid}	4	3	75%	7333.33	7954.55	7575.76	7620	313
Aroclor PCBs	Aroclor 1260	ug/kg_{lipid}	4	4	100%	3181.82	10666.67	4150.975	5540	3470
Aroclor PCBs	Total Aroclor PCBs (Sum Of 7 Aroclors)	ug/kg_{lipid}	4	4	100%	3640	18000	11700	11300	5930
Aroclor PCBs	Total Aroclor PCBs (Sum Of 9 Aroclors)	ug/kg_{lipid}	4	4	100%	3640	18000	11700	11300	5930
Butyltins	Tributyltin	ug/kg_{lipid}	5	1	17%	126.67	126.67	NA	NA	NA
Dioxins/Furans	1,2,3,4,6,7,8-HpCDD	ng/kg_{lipid}	6	6	100%	10.19	33.15	24.165	22	9.2
Dioxins/Furans	1,2,3,4,6,7,8-HpCDF	ng/kg_{lipid}	6	6	100%	18.52	260	86.855	110	95.7
Dioxins/Furans	1,2,3,4,7,8,9-HpCDF	ng/kg_{lipid}	6	4	67%	0.69	6.75	3.745	3.73	2.55
Dioxins/Furans	1,2,3,4,7,8-HxCDD	ng/kg_{lipid}	6	6	100%	3.52	7.77	4.705	5.14	1.62
Dioxins/Furans	1,2,3,4,7,8-HxCDF	ng/kg_{lipid}	6	6	100%	16.14	34.54	25.48	24.1	6.83
Dioxins/Furans	1,2,3,6,7,8-HxCDD	ng/kg_{lipid}	6	6	100%	19.89	39.85	30.24	29.3	7.23
Dioxins/Furans	1,2,3,6,7,8-HxCDF	ng/kg_{lipid}	6	6	100%	13.18	111.92	37.34	46.5	37.1
Dioxins/Furans	1,2,3,7,8,9-HxCDD	ng/kg_{lipid}	6	6	100%	3.59	6.35	4.485	4.6	1.03
Dioxins/Furans	1,2,3,7,8,9-HxCDF	ng/kg_{lipid}	6	6	100%	0.58	5.36	3.22	2.88	1.82
Dioxins/Furans	1,2,3,7,8-PCDD	ng/kg_{lipid}	6	4	67%	8.52	22.38	16.98	16.2	5.73
Dioxins/Furans	1,2,3,7,8-PCDF	ng/kg_{lipid}	6	6	100%	10.68	74.23	18.79	28.2	23.6
Dioxins/Furans	2,3,4,6,7,8-HxCDF	ng/kg_{lipid}	6	6	100%	3.82	10.21	5.205	5.9	2.29
Dioxins/Furans	2,3,4,7,8-PCDF	ng/kg_{lipid}	6	6	100%	17.65	146.92	56.36	63.3	46.6
Dioxins/Furans	2,3,7,8-TCDD	ng/kg_{lipid}	6	6	100%	91.67	212.31	117.49	129	43.9
Dioxins/Furans	2,3,7,8-TCDF	ng/kg_{lipid}	6	3	50%	1.36	8.86	2.22	4.15	4.1
Dioxins/Furans	OCDD	ng/kg_{lipid}	6	6	100%	10.68	100	40.62	49	35.3
Dioxins/Furans	OCDF	ng/kg_{lipid}	6	6	100%	1.6	12	7.635	7.06	4.68
PCB Congeners	PCB-1	ng/kg_{lipid}	6	5	83%	112.88	677.69	396.67	422	211
PCB Congeners	PCB-10	ng/kg_{lipid}	6	2	33%	183.33	275.38	229.355	229	65.1
PCB Congeners	PCB-103	ng/kg_{lipid}	6	6	100%	132.14	1384.62	168.975	560	630
PCB Congeners	PCB-105	ng/kg_{lipid}	6	6	100%	268666.67	1669230.77	611363.635	850000	620000
PCB Congeners	PCB-107	ng/kg_{lipid}	6	6	100%	12666.67	98461.54	24375	42300	36600
PCB Congeners	PCB-108/124	ng/kg_{lipid}	6	6	100%	1253.33	15961.54	3441.56	6450	6050
PCB Congeners	PCB-11	ng/kg_{lipid}	6	5	83%	878.79	5323.08	2765.38	2830	1630
PCB Congeners	PCB-110/115	ng/kg_{lipid}	6	6	100%	248000	2634615.38	865746.75	1270000	1020000
PCB Congeners	PCB-111	ng/kg_{lipid}	6	6	100%	856.06	3646.15	1857.34	2070	1100
PCB Congeners	PCB-112	ng/kg_{lipid}	3	3	50%	565.15	5421.43	4272.73	3420	2540
PCB Congeners	PCB-114	ng/kg_{lipid}	6	6	100%	14733.33	110769.23	34085.495	54000	42400
PCB Congeners	PCB-118	ng/kg_{lipid}	6	6	100%	820000	3465384.62	1952272.725	2080000	1200000
PCB Congeners	PCB-12/13	ng/kg_{lipid}	6	5	83%	169.29	900	346	446	300
PCB Congeners	PCB-120	ng/kg_{lipid}	6	6	100%	3006.67	13076.92	7535.715	7500	4130
PCB Congeners	PCB-121	ng/kg_{lipid}	6	6	100%	477.33	2123.08	987.99	1070	634
PCB Congeners	PCB-122	ng/kg_{lipid}	6	6	100%	706.67	11038.46	1976.785	4150	4320
PCB Congeners	PCB-123	ng/kg_{lipid}	6	6	100%	13333.33	114230.77	31691.56	51000	41300
PCB Congeners	PCB-126	ng/kg_{lipid}	4	4	67%	538	5115.38	1322.4	2070	2090
PCB Congeners	PCB-127	ng/kg_{lipid}	5	5	83%	1053.03	5553.85	2342.86	2730	1900
PCB Congeners	PCB-128/166	ng/kg_{lipid}	6	6	100%	104545.45	480769.23	223642.855	258000	163000
PCB Congeners	PCB-129/138/163	ng/kg_{lipid}	6	6	100%	803030.3	4153846.15	2188461.54	2250000	1420000
PCB Congeners	PCB-130	ng/kg_{lipid}	3	3	50%	37196.97	111428.57	40000	62900	42100
PCB Congeners	PCB-131	ng/kg_{lipid}	3	3	50%	842.86	1238.64	893.94	992	215
PCB Congeners	PCB-132	ng/kg_{lipid}	3	3	50%	49696.97	79545.45	62857.14	64000	15000
PCB Congeners	PCB-133	ng/kg_{lipid}	6	6	100%	15984.85	78461.54	42207.145	42800	22700
PCB Congeners	PCB-134	ng/kg_{lipid}	3	3	50%	17651.52	41071.43	23181.82	27300	12200
PCB Congeners	PCB-135/151	ng/kg_{lipid}	6	6	100%	30533.33	211153.85	93668.83	116000	74400
PCB Congeners	PCB-136	ng/kg_{lipid}	6	6	100%	5440	66769.23	15446.43	28100	25200
PCB Congeners	PCB-137	ng/kg_{lipid}	3	3	50%	39090.91	109285.71	43333.33	63900	39400
PCB Congeners	PCB-139/140	ng/kg_{lipid}	3	3	50%	13409.09	34500	13636.36	20500	12100

Table 3-18
Statistical Summary of Detected Analytes by Zone - American Eel (Whole Body) - Lipid Normalized

Parameter Group	Analyte	Units	Number of Valid Results[1]	Number of Detects	Detection Frequency	Minimum Detect	Maximum Detect	Median Value	Mean of Detects	Standard Deviation
PCB Congeners	PCB-141	ng/kg_{lipid}	6	6	100%	54545.45	315384.62	110422.08	147000	106000
PCB Congeners	PCB-144	ng/kg_{lipid}	3	3	50%	1692.86	2863.64	2537.88	2360	604
PCB Congeners	PCB-146	ng/kg_{lipid}	3	3	50%	145454.55	524285.71	189772.73	287000	207000
PCB Congeners	PCB-147/149	ng/kg_{lipid}	3	3	50%	227272.73	472857.14	301136.36	334000	126000
PCB Congeners	PCB-148	ng/kg_{lipid}	3	3	50%	2196.97	5800	3215.91	3740	1860
PCB Congeners	PCB-15	ng/kg_{lipid}	6	6	100%	1250	5307.69	2258.205	2550	1410
PCB Congeners	PCB-153/168	ng/kg_{lipid}	3	3	50%	939393.94	4085714.29	1340909.09	2120000	1710000
PCB Congeners	PCB-154	ng/kg_{lipid}	3	3	50%	16212.12	43500	22045.45	27300	14400
PCB Congeners	PCB-155	ng/kg_{lipid}	6	6	100%	7575.76	34000	11551.28	14800	9880
PCB Congeners	PCB-156/157	ng/kg_{lipid}	6	6	100%	98484.85	376153.85	186238.095	211000	117000
PCB Congeners	PCB-158	ng/kg_{lipid}	3	3	50%	77272.73	219285.71	77272.73	125000	82000
PCB Congeners	PCB-159	ng/kg_{lipid}	6	1	17%	252.67	252.67	NA	NA	NA
PCB Congeners	PCB-16	ng/kg_{lipid}	3	3	50%	664.77	848.48	728.57	747	93.3
PCB Congeners	PCB-162	ng/kg_{lipid}	6	6	100%	1686.67	25538.46	10875.81	12000	8820
PCB Congeners	PCB-164	ng/kg_{lipid}	3	3	50%	22045.45	66142.86	25000	37700	24700
PCB Congeners	PCB-165	ng/kg_{lipid}	3	3	50%	612.88	2478.57	1159.09	1420	959
PCB Congeners	PCB-167	ng/kg_{lipid}	2	2	33%	48636.36	102142.86	75389.61	75400	37800
PCB Congeners	PCB-169	ng/kg_{lipid}	6	2	33%	97.73	145.33	121.53	122	33.7
PCB Congeners	PCB-17	ng/kg_{lipid}	6	6	100%	995.45	6846.15	2403.635	3400	2610
PCB Congeners	PCB-170	ng/kg_{lipid}	6	6	100%	104886.36	593846.15	285142.855	302000	193000
PCB Congeners	PCB-171/173	ng/kg_{lipid}	3	3	50%	34393.94	120714.29	39545.45	64900	48400
PCB Congeners	PCB-172	ng/kg_{lipid}	3	3	50%	18068.18	83571.43	22878.79	41500	36500
PCB Congeners	PCB-174	ng/kg_{lipid}	3	3	50%	22045.45	69642.86	31515.15	41100	25200
PCB Congeners	PCB-175	ng/kg_{lipid}	3	3	50%	6750	22857.14	8500	12700	8840
PCB Congeners	PCB-176	ng/kg_{lipid}	3	3	50%	1278.57	2465.91	1651.52	1800	607
PCB Congeners	PCB-177	ng/kg_{lipid}	3	3	50%	67878.79	240000	80795.45	130000	95900
PCB Congeners	PCB-178	ng/kg_{lipid}	3	3	50%	43181.82	175714.29	58068.18	92300	72600
PCB Congeners	PCB-179	ng/kg_{lipid}	6	6	100%	8066.67	61923.08	30439.935	33000	20000
PCB Congeners	PCB-18/30	ng/kg_{lipid}	6	6	100%	2988.64	35692.31	6901.515	12500	12700
PCB Congeners	PCB-180/193	ng/kg_{lipid}	6	6	100%	377272.73	1807692.31	995512.82	1010000	571000
PCB Congeners	PCB-181	ng/kg_{lipid}	3	3	50%	1590.91	5971.43	1613.64	3060	2520
PCB Congeners	PCB-182	ng/kg_{lipid}	3	3	50%	909.09	3950	1007.58	1960	1730
PCB Congeners	PCB-183/185	ng/kg_{lipid}	3	3	50%	124242.42	458571.43	164772.73	249000	182000
PCB Congeners	PCB-184	ng/kg_{lipid}	6	6	100%	675	4015.38	1906.025	2120	1210
PCB Congeners	PCB-187	ng/kg_{lipid}	3	3	50%	306060.61	1292857.14	376136.36	658000	551000
PCB Congeners	PCB-188	ng/kg_{lipid}	6	6	100%	886.36	5838.46	2457.465	2610	1770
PCB Congeners	PCB-189	ng/kg_{lipid}	6	6	100%	5636.36	21461.54	13771.795	13300	6570
PCB Congeners	PCB-19	ng/kg_{lipid}	6	6	100%	1087.5	7376.92	2140.91	3230	2570
PCB Congeners	PCB-190	ng/kg_{lipid}	6	6	100%	29924.24	158461.54	71909.52	78600	49400
PCB Congeners	PCB-191	ng/kg_{lipid}	3	3	50%	6537.88	20214.29	7125	11300	7730
PCB Congeners	PCB-192	ng/kg_{lipid}	3	1	17%	295.71	295.71	NA	NA	NA
PCB Congeners	PCB-194	ng/kg_{lipid}	6	6	100%	52121.21	280000	148928.57	146000	87300
PCB Congeners	PCB-195	ng/kg_{lipid}	6	6	100%	14090.91	129230.77	48983.335	56600	43400
PCB Congeners	PCB-196	ng/kg_{lipid}	4	4	67%	34204.55	206153.85	87846.32	104000	83600
PCB Congeners	PCB-197/200	ng/kg_{lipid}	4	4	67%	4265.15	26230.77	11857.955	13600	10500
PCB Congeners	PCB-198/199	ng/kg_{lipid}	3	3	50%	86931.82	342857.14	88636.36	173000	147000
PCB Congeners	PCB-2	ng/kg_{lipid}	6	3	50%	54.86	87.5	70.67	71	16.3
PCB Congeners	PCB-20/28	ng/kg_{lipid}	6	6	100%	160606.06	1069230.77	264047.62	435000	357000
PCB Congeners	PCB-201	ng/kg_{lipid}	6	6	100%	10000	53923.08	27424.355	29500	16700
PCB Congeners	PCB-202	ng/kg_{lipid}	6	6	100%	30681.82	151538.46	86833.335	89000	42400
PCB Congeners	PCB-203	ng/kg_{lipid}	5	5	83%	67272.73	259285.71	140000	149000	86000
PCB Congeners	PCB-204	ng/kg_{lipid}	6	4	67%	89.39	582.86	382.105	359	213
PCB Congeners	PCB-205	ng/kg_{lipid}	6	6	100%	2681.82	16846.15	7196.19	8100	5570
PCB Congeners	PCB-206	ng/kg_{lipid}	6	6	100%	41212.12	232307.69	130961.54	125000	74100
PCB Congeners	PCB-207	ng/kg_{lipid}	6	6	100%	3924.24	25769.23	13562.82	13400	8460
PCB Congeners	PCB-208	ng/kg_{lipid}	5	5	83%	15909.09	73307.69	41533.33	40600	24000
PCB Congeners	PCB-209	ng/kg_{lipid}	6	6	100%	20984.85	106923.08	65138.46	59300	33500
PCB Congeners	PCB-21/33	ng/kg_{lipid}	6	6	100%	864.29	4061.54	1565.605	1960	1280
PCB Congeners	PCB-22	ng/kg_{lipid}	6	6	100%	3909.09	66384.62	9514.39	24000	27100
PCB Congeners	PCB-24	ng/kg_{lipid}	6	5	83%	55.83	572.31	168	238	209

Table 3-18
Statistical Summary of Detected Analytes by Zone - American Eel (Whole Body) - Lipid Normalized

Parameter Group	Analyte	Units	Number of Valid Results[1]	Number of Detects	Detection Frequency	Minimum Detect	Maximum Detect	Median Value	Mean of Detects	Standard Deviation
PCB Congeners	PCB-25	ng/kg_{lipid}	6	6	100%	719.32	9307.69	1663.33	3580	3760
PCB Congeners	PCB-26/29	ng/kg_{lipid}	6	6	100%	16477.27	102307.69	18128.57	42100	38800
PCB Congeners	PCB-27	ng/kg_{lipid}	5	5	83%	536.43	2876.92	953.33	1500	1110
PCB Congeners	PCB-3	ng/kg_{lipid}	5	2	33%	238	337.5	287.75	288	70.4
PCB Congeners	PCB-31	ng/kg_{lipid}	6	6	100%	42045.45	290769.23	50092.425	99400	98000
PCB Congeners	PCB-32	ng/kg_{lipid}	6	6	100%	2965.91	24615.38	5641.67	10600	9630
PCB Congeners	PCB-34	ng/kg_{lipid}	6	5	83%	142.05	1715.38	362	708	695
PCB Congeners	PCB-35	ng/kg_{lipid}	6	1	17%	113.33	113.33	NA	NA	NA
PCB Congeners	PCB-37	ng/kg_{lipid}	6	6	100%	2140	17307.69	5245.13	7610	6410
PCB Congeners	PCB-38	ng/kg_{lipid}	6	6	100%	195.33	2838.46	606.575	1170	1170
PCB Congeners	PCB-39	ng/kg_{lipid}	6	3	50%	30	171.54	64.6	88.7	73.8
PCB Congeners	PCB-4	ng/kg_{lipid}	6	6	100%	1285.71	6607.69	2417.2	3260	2250
PCB Congeners	PCB-40/71	ng/kg_{lipid}	6	6	100%	15378.79	86923.08	16491.665	37300	33100
PCB Congeners	PCB-42	ng/kg_{lipid}	5	5	83%	39266.67	306538.46	49886.36	99200	116000
PCB Congeners	PCB-43	ng/kg_{lipid}	6	5	83%	960	5307.69	1171.43	2700	2240
PCB Congeners	PCB-44/47/65	ng/kg_{lipid}	6	6	100%	298666.67	2300000	678246.75	1100000	881000
PCB Congeners	PCB-45	ng/kg_{lipid}	6	6	100%	2250	29230.77	3635.76	9360	10900
PCB Congeners	PCB-46	ng/kg_{lipid}	6	6	100%	454.55	3507.69	752.045	1390	1260
PCB Congeners	PCB-48	ng/kg_{lipid}	6	6	100%	677.27	5630.77	1401.515	2490	2210
PCB Congeners	PCB-49/69	ng/kg_{lipid}	6	6	100%	55142.86	576923.08	74564.395	227000	250000
PCB Congeners	PCB-50/53	ng/kg_{lipid}	6	6	100%	3147.73	45538.46	4560.905	14100	17200
PCB Congeners	PCB-51	ng/kg_{lipid}	6	6	100%	1578.57	12461.54	1674.24	4620	4770
PCB Congeners	PCB-52	ng/kg_{lipid}	6	6	100%	339333.33	3423076.92	789718.615	1460000	1310000
PCB Congeners	PCB-54	ng/kg_{lipid}	6	2	33%	133.57	187.33	160.45	160	38
PCB Congeners	PCB-55	ng/kg_{lipid}	3	3	50%	487.12	842.86	589.77	640	183
PCB Congeners	PCB-56	ng/kg_{lipid}	3	3	50%	1500	2696.97	1659.09	1950	650
PCB Congeners	PCB-57	ng/kg_{lipid}	3	3	50%	669.7	890.91	842.86	801	116
PCB Congeners	PCB-58	ng/kg_{lipid}	3	3	50%	1901.52	2742.86	2056.82	2230	448
PCB Congeners	PCB-6	ng/kg_{lipid}	6	5	83%	272.73	1138.46	360	541	368
PCB Congeners	PCB-60	ng/kg_{lipid}	6	6	100%	45400	496153.85	120519.48	206000	179000
PCB Congeners	PCB-61/70/74/76	ng/kg_{lipid}	6	6	100%	210666.67	1153846.15	449534.63	616000	396000
PCB Congeners	PCB-62/75	ng/kg_{lipid}	6	6	100%	34800	274615.38	69680.735	128000	110000
PCB Congeners	PCB-63	ng/kg_{lipid}	3	3	50%	16931.82	23409.09	23000	21100	3630
PCB Congeners	PCB-64	ng/kg_{lipid}	4	4	67%	222727.27	1592307.69	370335.495	639000	640000
PCB Congeners	PCB-66	ng/kg_{lipid}	3	3	50%	605303.03	835714.29	606818.18	683000	133000
PCB Congeners	PCB-67	ng/kg_{lipid}	4	4	67%	1003.41	9000	1206.49	3100	3930
PCB Congeners	PCB-68	ng/kg_{lipid}	3	3	50%	2734.85	4500	3977.27	3740	907
PCB Congeners	PCB-72	ng/kg_{lipid}	5	5	83%	3146.67	23923.08	6521.43	8990	8480
PCB Congeners	PCB-73	ng/kg_{lipid}	6	5	83%	333.33	2946.15	683.57	1400	1180
PCB Congeners	PCB-77	ng/kg_{lipid}	6	6	100%	909.09	4714.29	2585.665	2720	1730
PCB Congeners	PCB-79	ng/kg_{lipid}	6	6	100%	1180	17115.38	1895.78	5840	6860
PCB Congeners	PCB-8	ng/kg_{lipid}	6	5	83%	641.67	2292.31	1686.67	1640	657
PCB Congeners	PCB-81	ng/kg_{lipid}	6	2	33%	214.77	1392.31	803.54	804	833
PCB Congeners	PCB-82	ng/kg_{lipid}	5	5	83%	8733.33	65000	18484.85	25600	22400
PCB Congeners	PCB-83	ng/kg_{lipid}	3	3	50%	17575.76	32642.86	25000	25100	7530
PCB Congeners	PCB-84	ng/kg_{lipid}	6	6	100%	23600	226153.85	46511.365	101000	96200
PCB Congeners	PCB-85/116/117	ng/kg_{lipid}	6	6	100%	118000	865384.62	273322.51	418000	336000
PCB Congeners	PCB-86/87/97/109/119/125	ng/kg_{lipid}	6	6	100%	73333.33	753846.15	171623.375	329000	295000
PCB Congeners	PCB-89	ng/kg_{lipid}	6	3	50%	96.21	133.33	110.71	113	18.7
PCB Congeners	PCB-9	ng/kg_{lipid}	6	3	50%	36.67	149.33	112.16	99.4	57.4
PCB Congeners	PCB-90/101/113	ng/kg_{lipid}	5	5	83%	136000	1250000	361363.64	480000	440000
PCB Congeners	PCB-91	ng/kg_{lipid}	6	6	100%	16000	251923.08	42272.725	101000	103000
PCB Congeners	PCB-92	ng/kg_{lipid}	3	3	50%	91666.67	150000	123863.64	122000	29200
PCB Congeners	PCB-93/100	ng/kg_{lipid}	6	6	100%	11466.67	55923.08	26860.39	30100	18100
PCB Congeners	PCB-94	ng/kg_{lipid}	6	6	100%	234	1865.38	386.17	807	770
PCB Congeners	PCB-95	ng/kg_{lipid}	6	6	100%	71333.33	911538.46	159280.305	354000	357000
PCB Congeners	PCB-96	ng/kg_{lipid}	6	5	83%	185.33	1200	193.18	547	498
PCB Congeners	PCB-98/102	ng/kg_{lipid}	6	6	100%	647.73	7084.62	994.285	2880	3120
PCB Congeners	PCB-99	ng/kg_{lipid}	3	3	50%	590909.09	1292857.14	603409.09	829000	402000
PCB Congeners	Total PCB Congeners (209)	ng/kg_{lipid}	6	6	100%	6740000	30600000	19850000	19600000	10600000

Table 3-18
Statistical Summary of Detected Analytes by Zone - American Eel (Whole Body) - Lipid Normalized

Parameter Group	Analyte	Units	Number of Valid Results[1]	Number of Detects	Detection Frequency	Minimum Detect	Maximum Detect	Median Value	Mean of Detects	Standard Deviation
Pesticides	2,4'-DDD	pg/g_{lipid}	6	6	100%	20909.09	230000	127023.81	121000	80100
Pesticides	2,4'-DDE	pg/g_{lipid}	6	6	100%	14166.67	191153.85	44435.715	64000	65500
Pesticides	2,4'-DDT	pg/g_{lipid}	6	6	100%	5378.79	36000	14058.975	16400	11200
Pesticides	4,4'-DDD	pg/g_{lipid}	6	6	100%	1227272.73	10076923.08	5476923.075	5160000	3500000
Pesticides	4,4'-DDE	pg/g_{lipid}	6	6	100%	2954545.45	14692307.69	9343589.74	9010000	5210000
Pesticides	4,4'-DDT	pg/g_{lipid}	6	6	100%	93068.18	750000	430384.615	413000	279000
Pesticides	Aldrin	pg/g_{lipid}	6	5	83%	458.33	3361.54	1028.57	1320	1180
Pesticides	Alpha BHC	pg/g_{lipid}	5	4	67%	1128.79	2088.46	1302.88	1460	445
Pesticides	Beta BHC	pg/g_{lipid}	6	6	100%	1348.48	3107.14	2017.22	2170	668
Pesticides	cis-Chlordane	pg/g_{lipid}	6	6	100%	60266.67	190000	155247.255	140000	47300
Pesticides	cis-Nonachlor	pg/g_{lipid}	6	6	100%	77272.73	491538.46	247474.355	280000	180000
Pesticides	Delta BHC	pg/g_{lipid}	4	1	17%	114.39	114.39	NA	NA	NA
Pesticides	Dieldrin	pg/g_{lipid}	6	6	100%	141666.67	550000	293557.69	318000	156000
Pesticides	Gamma BHC (Lindane)	pg/g_{lipid}	6	6	100%	513.64	1438.46	867.085	959	325
Pesticides	Heptachlor epoxide	pg/g_{lipid}	6	6	100%	33181.82	100000	45301.57	57000	26100
Pesticides	Hexachlorobenzene	pg/g_{lipid}	6	6	100%	45227.27	239230.77	124380.95	119000	71400
Pesticides	Mirex	pg/g_{lipid}	6	6	100%	2712.12	14666.67	11587.915	10000	4860
Pesticides	Oxychlordane	pg/g_{lipid}	6	6	100%	84090.91	542857.14	229948.72	250000	165000
Pesticides	Trans-chlordane	pg/g_{lipid}	6	6	100%	30075.76	93076.92	57255.495	59200	21100
Pesticides	Trans-heptachlor epoxide	pg/g_{lipid}	6	1	17%	97142.86	97142.86	NA	NA	NA
Pesticides	Trans-nonachlor	pg/g_{lipid}	6	6	100%	187121.21	1253846.15	651923.075	720000	475000
Pesticides	Total Alpha + Gamma Chlordane	pg/g_{lipid}	6	6	100%	109000	283000	212500	200000	64300
Pesticides	Total DDT (2,4)	pg/g_{lipid}	6	6	100%	40500	442000	195000	201000	145000
Pesticides	Total DDT (4,4)	pg/g_{lipid}	6	6	100%	4470000	25300000	15300000	14600000	8730000
Pesticides	Total DDT (2,4 & 4,4)	pg/g_{lipid}	6	6	100%	4540000	25600000	15650000	14800000	8820000
Semivolatiles	4-Methylphenol (p-cresol)	ug/kg_{lipid}	6	1	17%	60000	60000	NA	NA	NA
Semivolatiles	Acenaphthene	ug/kg_{lipid}	6	2	33%	78.41	196.97	137.69	138	83.8
Semivolatiles	C1-Naphthalenes	ug/kg_{lipid}	6	1	17%	32.95	32.95	NA	NA	NA
Semivolatiles	C2-Naphthalenes	ug/kg_{lipid}	6	2	33%	43.18	43.94	43.56	43.6	0.537
Semivolatiles	C3-Naphthalenes	ug/kg_{lipid}	6	3	50%	56.82	538.46	59.09	218	277
Semivolatiles	Fluoranthene	ug/kg_{lipid}	6	3	50%	47.73	576.92	90.91	239	294
Semivolatiles	Fluorene	ug/kg_{lipid}	6	1	17%	43.94	43.94	NA	NA	NA
Semivolatiles	Naphthalene	ug/kg_{lipid}	6	3	50%	3692.31	7153.85	6066.67	5640	1770
Semivolatiles	Phenanthrene	ug/kg_{lipid}	6	1	17%	106.06	106.06	NA	NA	NA
Semivolatiles	Pyrene	ug/kg_{lipid}	6	2	33%	56.82	1076.92	566.87	567	721
Semivolatiles	Total HMW PAHs	ug/kg_{lipid}	6	4	67%	47.7	1080	362.5	463	471
Semivolatiles	Total LMW PAHs	ug/kg_{lipid}	6	5	83%	78.4	7150	3690	3470	3230
Semivolatiles	Total PAHs	ug/kg_{lipid}	6	5	83%	126	8230	4270	3840	3510

Footnotes:
[1]Valid results are results that were found to be valid as a result of data validation. Only valid data are used in statistical analyses. Additional details regarding rejected data are provided in Appendix E of this report.

Notes:
1. Only detected values were included in the calculation of totals.
2. Non-detect ("U" qualified) data were excluded from the statistical analysis.

DDD = dichlorodiphenyldichloroethane
DDE = dichlorodiphenyldichloroethylene
DDT = dichlorodiphenyltrichloroethane
HMW = high molecular weight
LMW = low molecular weight
PAH = polycyclic aromatic hydrocarbon
PCB = polychlorinated biphenyl
NA = not applicable

% = percent
mg/kg = milligrams per kilogram
ng/g = nanograms per gram
ng/kg = nanograms per kilogram
pg/g = picograms per gram
ug/kg = micrograms per kilogram

Table 3-19
Statistical Summary of Detected Analytes - Atlantic Silverside (Whole Body) - Lipid Normalized

Parameter Group	Analyte	Units	Number of Valid Results[1]	Number of Detects	Detection Frequency	Minimum Detect	Maximum Detect	Median Value	Mean of Detects	Standard Deviation
Aroclor PCBs	Aroclor 1248	ug/kg_{lipid}	7	1	14%	33125	33125	NA	NA	NA
Aroclor PCBs	Aroclor 1254	ug/kg_{lipid}	7	6	86%	9411.76	41764.71	27307.69	27200	12000
Aroclor PCBs	Aroclor 1262	ug/kg_{lipid}	7	2	29%	1588.24	4428.57	3008.405	3010	2010
Aroclor PCBs	Total Aroclor PCBs (Sum Of 7 Aroclors)	ug/kg_{lipid}	7	6	86%	9410	71300	27300	32700	21800
Aroclor PCBs	Total Aroclor PCBs (Sum Of 9 Aroclors)	ug/kg_{lipid}	7	6	86%	11000	71300	27300	33700	20900
Butyltins	Tributyltin	ug/kg_{lipid}	7	4	57%	94.12	192.31	139.285	141	41.1
Dioxins/Furans	1,2,3,4,6,7,8-HpCDD	ng/kg_{lipid}	7	7	100%	6.12	23	18.18	16.8	6.27
Dioxins/Furans	1,2,3,4,6,7,8-HpCDF	ng/kg_{lipid}	7	7	100%	8.5	101.18	69.23	66.9	28.4
Dioxins/Furans	1,2,3,4,7,8,9-HpCDF	ng/kg_{lipid}	7	6	86%	4.7	17	7.64	8.9	4.47
Dioxins/Furans	1,2,3,4,7,8-HxCDD	ng/kg_{lipid}	7	2	29%	2.44	4.97	3.705	3.71	1.79
Dioxins/Furans	1,2,3,4,7,8-HxCDF	ng/kg_{lipid}	7	7	100%	5.15	11.29	6.88	7.54	2.01
Dioxins/Furans	1,2,3,6,7,8-HxCDD	ng/kg_{lipid}	7	6	86%	2.23	4.38	3.44	3.29	0.794
Dioxins/Furans	1,2,3,6,7,8-HxCDF	ng/kg_{lipid}	7	7	100%	24.47	44.24	29.83	32.8	7.46
Dioxins/Furans	1,2,3,7,8,9-HxCDD	ng/kg_{lipid}	7	5	71%	2.72	6.47	3.62	4.1	1.46
Dioxins/Furans	1,2,3,7,8,9-HxCDF	ng/kg_{lipid}	7	7	100%	2.87	7.56	5.14	4.98	1.7
Dioxins/Furans	1,2,3,7,8-PCDD	ng/kg_{lipid}	7	5	71%	10.15	49.44	14.71	26.4	19
Dioxins/Furans	1,2,3,7,8-PCDF	ng/kg_{lipid}	7	6	86%	19	67.64	48.525	46.5	15.7
Dioxins/Furans	2,3,4,6,7,8-HxCDF	ng/kg_{lipid}	7	5	71%	2.16	8.3	3.21	4.06	2.45
Dioxins/Furans	2,3,4,7,8-PCDF	ng/kg_{lipid}	7	6	86%	12.69	75.71	53.685	50.7	22.1
Dioxins/Furans	2,3,7,8-TCDD	ng/kg_{lipid}	7	7	100%	347.65	1035.71	530.83	562	222
Dioxins/Furans	2,3,7,8-TCDF	ng/kg_{lipid}	7	7	100%	246.47	317.86	293.08	286	24.6
Dioxins/Furans	OCDD	ng/kg_{lipid}	7	7	100%	58.43	193.85	148.24	129	45.3
Dioxins/Furans	OCDF	ng/kg_{lipid}	7	7	100%	11.06	30.5	14.13	19	8.54
PCB Congeners	PCB-1	ng/kg_{lipid}	7	3	43%	1375	5612.5	2623.53	3200	2180
PCB Congeners	PCB-10	ng/kg_{lipid}	7	7	100%	2147.06	3946.15	2985.71	3090	757
PCB Congeners	PCB-103	ng/kg_{lipid}	7	7	100%	30294.12	42333.33	35714.29	36900	5010
PCB Congeners	PCB-104	ng/kg_{lipid}	7	7	100%	1570.59	2721.43	2206.25	2110	405
PCB Congeners	PCB-105	ng/kg_{lipid}	7	7	100%	547142.86	1617647.06	736153.85	899000	433000
PCB Congeners	PCB-107	ng/kg_{lipid}	7	7	100%	172352.94	313529.41	204166.67	221000	61300
PCB Congeners	PCB-108/124	ng/kg_{lipid}	7	7	100%	48714.29	113529.41	64000	74900	27000
PCB Congeners	PCB-11	ng/kg_{lipid}	7	3	43%	3700	4875	3825	4130	645
PCB Congeners	PCB-110/115	ng/kg_{lipid}	7	7	100%	1723529.41	4258823.53	2046153.85	2520000	980000
PCB Congeners	PCB-111	ng/kg_{lipid}	7	7	100%	2717.65	3584.62	3314.29	3290	282
PCB Congeners	PCB-112	ng/kg_{lipid}	7	3	43%	5308.33	12812.5	12529.41	10200	4250
PCB Congeners	PCB-114	ng/kg_{lipid}	7	7	100%	41923.08	124705.88	55833.33	70100	36000
PCB Congeners	PCB-118	ng/kg_{lipid}	7	7	100%	2023076.92	4282352.94	2676923.08	2920000	889000
PCB Congeners	PCB-12/13	ng/kg_{lipid}	7	3	43%	833.33	1505.88	1250	1200	339
PCB Congeners	PCB-120	ng/kg_{lipid}	7	7	100%	14529.41	19416.67	16846.15	16800	1500
PCB Congeners	PCB-121	ng/kg_{lipid}	7	6	86%	1294.12	1828.57	1472.915	1510	234
PCB Congeners	PCB-122	ng/kg_{lipid}	7	6	86%	2157.14	9705.88	2900	4720	3410
PCB Congeners	PCB-123	ng/kg_{lipid}	7	7	100%	37000	102352.94	47692.31	60000	27600
PCB Congeners	PCB-126	ng/kg_{lipid}	7	5	71%	3514.29	8250	4900	5800	2290
PCB Congeners	PCB-127	ng/kg_{lipid}	7	7	100%	1928.57	4058.33	2100	2610	828
PCB Congeners	PCB-128/166	ng/kg_{lipid}	7	7	100%	235000	367058.82	288461.54	306000	51300
PCB Congeners	PCB-129/138/163	ng/kg_{lipid}	7	7	100%	2278571.43	3150000	2676923.08	2700000	339000
PCB Congeners	PCB-130	ng/kg_{lipid}	7	7	100%	121428.57	171875	144615.38	149000	21100
PCB Congeners	PCB-131	ng/kg_{lipid}	7	7	100%	7857.14	15294.12	9923.08	11000	2930
PCB Congeners	PCB-132	ng/kg_{lipid}	7	7	100%	330588.24	530000	392307.69	420000	74700
PCB Congeners	PCB-133	ng/kg_{lipid}	7	7	100%	44000	55529.41	52692.31	51300	4390
PCB Congeners	PCB-134	ng/kg_{lipid}	7	7	100%	49428.57	80000	60230.77	63000	12300
PCB Congeners	PCB-135/151	ng/kg_{lipid}	7	7	100%	523529.41	841666.67	670000	677000	107000
PCB Congeners	PCB-136	ng/kg_{lipid}	7	7	100%	76470.59	139166.67	90769.23	104000	25500
PCB Congeners	PCB-137	ng/kg_{lipid}	7	7	100%	91428.57	150625	114615.38	120000	22900
PCB Congeners	PCB-139/140	ng/kg_{lipid}	7	7	100%	30857.14	49000	37307.69	39600	6080
PCB Congeners	PCB-141	ng/kg_{lipid}	7	7	100%	235882.35	365294.12	274615.38	288000	54000

Table 3-19
Statistical Summary of Detected Analytes - Atlantic Silverside (Whole Body) - Lipid Normalized

Parameter Group	Analyte	Units	Number of Valid Results[1]	Number of Detects	Detection Frequency	Minimum Detect	Maximum Detect	Median Value	Mean of Detects	Standard Deviation
PCB Congeners	PCB-142	ng/kg_{lipid}	6	1	14%	117.06	117.06	NA	NA	NA
PCB Congeners	PCB-143	ng/kg_{lipid}	7	3	43%	2508.33	3882.35	3512.5	3300	711
PCB Congeners	PCB-144	ng/kg_{lipid}	7	7	100%	65882.35	103333.33	81538.46	83500	15200
PCB Congeners	PCB-145	ng/kg_{lipid}	7	5	71%	335.38	712.5	403.85	503	177
PCB Congeners	PCB-146	ng/kg_{lipid}	5	5	71%	390000	519166.67	461538.46	457000	46000
PCB Congeners	PCB-147/149	ng/kg_{lipid}	7	7	100%	1064705.88	1633333.33	1315384.62	1310000	187000
PCB Congeners	PCB-148	ng/kg_{lipid}	7	7	100%	6588.24	11500	7857.14	8130	1610
PCB Congeners	PCB-15	ng/kg_{lipid}	7	4	57%	1741.67	11000	4432.72	5400	4090
PCB Congeners	PCB-150	ng/kg_{lipid}	7	7	100%	5300	11916.67	5885.71	6740	2350
PCB Congeners	PCB-152	ng/kg_{lipid}	7	7	100%	594.12	1181.25	871.43	940	227
PCB Congeners	PCB-153/168	ng/kg_{lipid}	7	7	100%	2423529.41	3241666.67	2735294.12	2750000	265000
PCB Congeners	PCB-154	ng/kg_{lipid}	7	7	100%	54187.5	160000	67071.43	82900	38300
PCB Congeners	PCB-155	ng/kg_{lipid}	7	7	100%	10470.59	19785.71	17411.76	16400	3500
PCB Congeners	PCB-156/157	ng/kg_{lipid}	7	7	100%	190000	291764.71	220769.23	234000	41500
PCB Congeners	PCB-158	ng/kg_{lipid}	7	7	100%	171428.57	260625	216153.85	220000	32000
PCB Congeners	PCB-159	ng/kg_{lipid}	7	2	29%	467.5	664.71	566.105	566	139
PCB Congeners	PCB-16	ng/kg_{lipid}	7	7	100%	36647.06	71176.47	58846.15	57700	12500
PCB Congeners	PCB-160	ng/kg_{lipid}	7	2	29%	1970.59	2012.5	1991.545	1990	29.6
PCB Congeners	PCB-161	ng/kg_{lipid}	6	1	14%	570.83	570.83	NA	NA	NA
PCB Congeners	PCB-162	ng/kg_{lipid}	2	1	14%	16142.86	16142.86	NA	NA	NA
PCB Congeners	PCB-164	ng/kg_{lipid}	7	7	100%	87857.14	131666.67	116923.08	112000	17200
PCB Congeners	PCB-165	ng/kg_{lipid}	5	5	71%	1970.59	2783.33	2446.15	2390	299
PCB Congeners	PCB-167	ng/kg_{lipid}	7	7	100%	78571.43	110000	95384.62	95300	11800
PCB Congeners	PCB-17	ng/kg_{lipid}	7	7	100%	71764.71	201875	121428.57	130000	46000
PCB Congeners	PCB-170	ng/kg_{lipid}	7	7	100%	242941.18	444705.88	345384.62	351000	69700
PCB Congeners	PCB-171/173	ng/kg_{lipid}	5	5	71%	91176.47	134615.38	119230.77	117000	15800
PCB Congeners	PCB-172	ng/kg_{lipid}	7	7	100%	54882.35	91538.46	76076.92	76000	12500
PCB Congeners	PCB-174	ng/kg_{lipid}	5	5	71%	167058.82	270769.23	231250	227000	38100
PCB Congeners	PCB-175	ng/kg_{lipid}	5	5	71%	18588.24	28230.77	22416.67	23200	3580
PCB Congeners	PCB-176	ng/kg_{lipid}	7	7	100%	26823.53	42000	36461.54	36100	5430
PCB Congeners	PCB-177	ng/kg_{lipid}	1	1	14%	240833.33	240833.33	NA	NA	NA
PCB Congeners	PCB-178	ng/kg_{lipid}	7	7	100%	119411.76	172307.69	148333.33	147000	17600
PCB Congeners	PCB-179	ng/kg_{lipid}	7	7	100%	101176.47	150588.24	131538.46	130000	17200
PCB Congeners	PCB-18/30	ng/kg_{lipid}	7	7	100%	116470.59	298125	190000	204000	68200
PCB Congeners	PCB-180/193	ng/kg_{lipid}	7	7	100%	741176.47	1252941.18	1046153.85	1030000	178000
PCB Congeners	PCB-181	ng/kg_{lipid}	3	3	43%	4011.76	5315.38	4991.67	4770	679
PCB Congeners	PCB-182	ng/kg_{lipid}	5	5	71%	3229.41	4491.67	3915.38	3880	620
PCB Congeners	PCB-183/185	ng/kg_{lipid}	6	6	86%	288823.53	422307.69	347500	356000	52600
PCB Congeners	PCB-184	ng/kg_{lipid}	7	7	100%	988.24	2769.23	1992.31	1910	634
PCB Congeners	PCB-186	ng/kg_{lipid}	7	2	29%	100	133.85	116.925	117	23.9
PCB Congeners	PCB-187	ng/kg_{lipid}	5	5	71%	782352.94	1100000	916666.67	920000	118000
PCB Congeners	PCB-188	ng/kg_{lipid}	7	7	100%	3381.25	11166.67	3976.47	5880	3360
PCB Congeners	PCB-189	ng/kg_{lipid}	7	7	100%	9647.06	15692.31	12642.86	12800	1960
PCB Congeners	PCB-19	ng/kg_{lipid}	7	7	100%	14411.76	40937.5	24142.86	27800	10400
PCB Congeners	PCB-190	ng/kg_{lipid}	7	7	100%	52500	99411.76	80769.23	78300	17400
PCB Congeners	PCB-191	ng/kg_{lipid}	7	7	100%	12764.71	21588.24	17923.08	17600	2890
PCB Congeners	PCB-192	ng/kg_{lipid}	7	3	43%	112.35	320	170	201	107
PCB Congeners	PCB-194	ng/kg_{lipid}	7	7	100%	110000	190769.23	141428.57	146000	27100
PCB Congeners	PCB-195	ng/kg_{lipid}	7	7	100%	37235.29	67153.85	50687.5	51100	9730
PCB Congeners	PCB-196	ng/kg_{lipid}	7	7	100%	84705.88	124615.38	97500	102000	13600
PCB Congeners	PCB-197/200	ng/kg_{lipid}	6	6	86%	19058.82	26750	22615.385	22900	3380
PCB Congeners	PCB-198/199	ng/kg_{lipid}	7	7	100%	222941.18	318461.54	262500	259000	32000
PCB Congeners	PCB-20/28	ng/kg_{lipid}	7	7	100%	418823.53	1287500	674285.71	769000	317000
PCB Congeners	PCB-201	ng/kg_{lipid}	7	7	100%	27062.5	48000	35352.94	36900	8360
PCB Congeners	PCB-202	ng/kg_{lipid}	7	7	100%	84375	116923.08	97058.82	99900	12000

Table 3-19
Statistical Summary of Detected Analytes - Atlantic Silverside (Whole Body) - Lipid Normalized

Parameter Group	Analyte	Units	Number of Valid Results[1]	Number of Detects	Detection Frequency	Minimum Detect	Maximum Detect	Median Value	Mean of Detects	Standard Deviation
PCB Congeners	PCB-203	ng/kg_{lipid}	7	7	100%	149375	198333.33	170000	168000	15800
PCB Congeners	PCB-204	ng/kg_{lipid}	7	2	29%	337.65	373.57	355.61	356	25.4
PCB Congeners	PCB-205	ng/kg_{lipid}	7	7	100%	5464.71	9923.08	7571.43	7390	1380
PCB Congeners	PCB-206	ng/kg_{lipid}	7	7	100%	88750	125000	110000	110000	14500
PCB Congeners	PCB-207	ng/kg_{lipid}	7	7	100%	7058.82	19846.15	14076.92	13500	4290
PCB Congeners	PCB-208	ng/kg_{lipid}	7	7	100%	39062.5	58692.31	45307.69	46800	6950
PCB Congeners	PCB-209	ng/kg_{lipid}	7	7	100%	43235.29	56153.85	47250	48500	4200
PCB Congeners	PCB-21/33	ng/kg_{lipid}	7	7	100%	23000	73750	44857.14	49100	19000
PCB Congeners	PCB-22	ng/kg_{lipid}	7	7	100%	42294.12	146250	76500	88600	38100
PCB Congeners	PCB-23	ng/kg_{lipid}	7	6	86%	131.76	348.13	233.74	245	81.1
PCB Congeners	PCB-24	ng/kg_{lipid}	7	3	43%	2350	3550	2988.24	2960	600
PCB Congeners	PCB-25	ng/kg_{lipid}	7	7	100%	26352.94	108823.53	52571.43	61800	32600
PCB Congeners	PCB-26/29	ng/kg_{lipid}	7	7	100%	64117.65	228125	108333.33	128000	62100
PCB Congeners	PCB-27	ng/kg_{lipid}	7	7	100%	18588.24	56625	28750	35600	14900
PCB Congeners	PCB-3	ng/kg_{lipid}	7	1	14%	413.53	413.53	NA	NA	NA
PCB Congeners	PCB-31	ng/kg_{lipid}	7	7	100%	264705.88	881250	456153.85	514000	214000
PCB Congeners	PCB-32	ng/kg_{lipid}	7	7	100%	62352.94	211875	99285.71	124000	56000
PCB Congeners	PCB-34	ng/kg_{lipid}	7	7	100%	1152.94	4481.25	3071.43	2890	1180
PCB Congeners	PCB-35	ng/kg_{lipid}	7	2	29%	302.35	313.75	308.05	308	8.06
PCB Congeners	PCB-37	ng/kg_{lipid}	7	7	100%	4776.47	19823.53	10076.92	10200	5220
PCB Congeners	PCB-38	ng/kg_{lipid}	7	7	100%	515.88	1716.67	692.14	973	479
PCB Congeners	PCB-39	ng/kg_{lipid}	7	7	100%	970.59	3894.12	1853.85	2270	1140
PCB Congeners	PCB-4	ng/kg_{lipid}	7	7	100%	16470.59	72461.54	27428.57	36400	20400
PCB Congeners	PCB-40/71	ng/kg_{lipid}	7	7	100%	160588.24	700000	243571.43	352000	216000
PCB Congeners	PCB-41	ng/kg_{lipid}	7	7	100%	14294.12	62941.18	23307.69	32800	19800
PCB Congeners	PCB-42	ng/kg_{lipid}	7	7	100%	228235.29	743750	340714.29	436000	211000
PCB Congeners	PCB-43	ng/kg_{lipid}	7	7	100%	27000	80625	41285.71	49700	20800
PCB Congeners	PCB-44/47/65	ng/kg_{lipid}	7	7	100%	994117.65	2888235.29	1385714.29	1720000	781000
PCB Congeners	PCB-45	ng/kg_{lipid}	7	7	100%	41647.06	202941.18	64230.77	90200	61400
PCB Congeners	PCB-46	ng/kg_{lipid}	7	7	100%	8941.18	37705.88	15928.57	19500	10700
PCB Congeners	PCB-48	ng/kg_{lipid}	7	7	100%	55117.65	220625	79285.71	117000	67800
PCB Congeners	PCB-49/69	ng/kg_{lipid}	7	7	100%	876470.59	2450000	1200000	1460000	633000
PCB Congeners	PCB-5	ng/kg_{lipid}	7	2	29%	241.25	250	245.625	246	6.19
PCB Congeners	PCB-50/53	ng/kg_{lipid}	7	7	100%	80000	267647.06	127857.14	152000	71900
PCB Congeners	PCB-51	ng/kg_{lipid}	7	7	100%	40058.82	105625	69307.69	72000	23900
PCB Congeners	PCB-52	ng/kg_{lipid}	7	7	100%	1294117.65	3293750	1730769.23	2050000	827000
PCB Congeners	PCB-54	ng/kg_{lipid}	7	7	100%	2488.24	5600	4115.38	4080	1020
PCB Congeners	PCB-55	ng/kg_{lipid}	7	4	57%	3723.08	14529.41	7285.415	8210	5320
PCB Congeners	PCB-56	ng/kg_{lipid}	7	7	100%	73529.41	434705.88	122142.86	196000	144000
PCB Congeners	PCB-57	ng/kg_{lipid}	7	6	86%	3370.59	9375	5407.05	5990	2120
PCB Congeners	PCB-58	ng/kg_{lipid}	7	7	100%	2988.24	7058.82	4538.46	4850	1600
PCB Congeners	PCB-6	ng/kg_{lipid}	7	3	43%	4250	26625	22705.88	17900	11900
PCB Congeners	PCB-60	ng/kg_{lipid}	7	7	100%	134117.65	817647.06	194166.67	349000	290000
PCB Congeners	PCB-61/70/74/76	ng/kg_{lipid}	7	7	100%	1588235.29	5187500	2233333.33	2920000	1520000
PCB Congeners	PCB-62/75	ng/kg_{lipid}	7	7	100%	86470.59	307058.82	119285.71	164000	88300
PCB Congeners	PCB-63	ng/kg_{lipid}	7	7	100%	51000	177647.06	72250	98100	54000
PCB Congeners	PCB-64	ng/kg_{lipid}	7	7	100%	372352.94	1847058.82	555000	836000	580000
PCB Congeners	PCB-66	ng/kg_{lipid}	7	7	100%	1111764.71	4417647.06	1541666.67	2270000	1410000
PCB Congeners	PCB-67	ng/kg_{lipid}	7	7	100%	10058.82	38058.82	16000	20900	11300
PCB Congeners	PCB-68	ng/kg_{lipid}	7	7	100%	15647.06	29250	20538.46	21500	4480
PCB Congeners	PCB-7	ng/kg_{lipid}	7	3	43%	426.67	1029.41	937.5	798	325
PCB Congeners	PCB-72	ng/kg_{lipid}	7	7	100%	25294.12	49000	32769.23	35200	8430
PCB Congeners	PCB-73	ng/kg_{lipid}	7	4	57%	4600	7352.94	5335.815	5660	1180
PCB Congeners	PCB-77	ng/kg_{lipid}	5	5	71%	9352.94	57941.18	15416.67	29400	22900
PCB Congeners	PCB-79	ng/kg_{lipid}	7	6	86%	10588.24	26588.24	16025.645	17000	6930

Table 3-19
Statistical Summary of Detected Analytes - Atlantic Silverside (Whole Body) - Lipid Normalized

Parameter Group	Analyte	Units	Number of Valid Results[1]	Number of Detects	Detection Frequency	Minimum Detect	Maximum Detect	Median Value	Mean of Detects	Standard Deviation
PCB Congeners	PCB-8	ng/kg_{lipid}	7	5	71%	14666.67	44187.5	31823.53	29700	13700
PCB Congeners	PCB-80	ng/kg_{lipid}	7	1	14%	115.38	115.38	NA	NA	NA
PCB Congeners	PCB-81	ng/kg_{lipid}	7	7	100%	1582.35	9235.29	2675	4110	3240
PCB Congeners	PCB-82	ng/kg_{lipid}	7	7	100%	105294.12	383529.41	137692.31	189000	114000
PCB Congeners	PCB-83	ng/kg_{lipid}	7	7	100%	71764.71	209411.76	96153.85	120000	50900
PCB Congeners	PCB-84	ng/kg_{lipid}	7	7	100%	111176.47	389411.76	141538.46	196000	105000
PCB Congeners	PCB-85/116/117	ng/kg_{lipid}	7	7	100%	385294.12	1123529.41	501538.46	608000	298000
PCB Congeners	PCB-86/87/97/109/119/125	ng/kg_{lipid}	7	7	100%	935714.29	2476470.59	1161538.46	1440000	616000
PCB Congeners	PCB-88	ng/kg_{lipid}	7	3	43%	1568.75	243846.15	2688.24	82700	140000
PCB Congeners	PCB-89	ng/kg_{lipid}	7	7	100%	4817.65	30470.59	8000	13000	10000
PCB Congeners	PCB-9	ng/kg_{lipid}	7	3	43%	900	2218.75	1694.12	1600	664
PCB Congeners	PCB-90/101/113	ng/kg_{lipid}	7	7	100%	2076923.08	4352941.18	2600000	2900000	886000
PCB Congeners	PCB-91	ng/kg_{lipid}	7	7	100%	232352.94	658823.53	293846.15	367000	163000
PCB Congeners	PCB-92	ng/kg_{lipid}	7	7	100%	384615.38	764705.88	476153.85	524000	150000
PCB Congeners	PCB-93/100	ng/kg_{lipid}	7	7	100%	51769.23	76083.33	65428.57	63300	9140
PCB Congeners	PCB-94	ng/kg_{lipid}	7	6	86%	8076.92	17117.65	9303.57	11200	3750
PCB Congeners	PCB-95	ng/kg_{lipid}	4	4	57%	864705.88	1723529.41	1032692.31	1160000	394000
PCB Congeners	PCB-96	ng/kg_{lipid}	7	7	100%	3441.18	16529.41	5550	7610	4840
PCB Congeners	PCB-98/102	ng/kg_{lipid}	7	7	100%	10705.88	55117.65	16083.33	24300	17200
PCB Congeners	PCB-99	ng/kg_{lipid}	7	7	100%	1438461.54	3094117.65	1753846.15	2000000	646000
PCB Congeners	Total PCB Congeners (209)	ng/kg_{lipid}	7	7	100%	33200000	67700000	41400000	46200000	14000000
Pesticides	2,4'-DDD	pg/g_{lipid}	7	7	100%	75882.35	343125	110769.23	158000	95500
Pesticides	2,4'-DDE	pg/g_{lipid}	7	7	100%	260588.24	1287500	388333.33	641000	438000
Pesticides	2,4'-DDT	pg/g_{lipid}	7	7	100%	1958.82	11529.41	5553.85	6170	3730
Pesticides	4,4'-DDD	pg/g_{lipid}	7	7	100%	752941.18	3137500	1169230.77	1640000	934000
Pesticides	4,4'-DDE	pg/g_{lipid}	7	7	100%	4211764.71	13615384.62	5738461.54	7420000	3610000
Pesticides	4,4'-DDT	pg/g_{lipid}	7	7	100%	52823.53	374375	176153.85	183000	111000
Pesticides	Aldrin	pg/g_{lipid}	7	1	14%	223.08	223.08	NA	NA	NA
Pesticides	Alpha BHC	pg/g_{lipid}	7	6	86%	985.71	1992.31	1259.935	1360	382
Pesticides	Beta BHC	pg/g_{lipid}	7	5	71%	876.47	2130.77	1085.71	1350	523
Pesticides	cis-Chlordane	pg/g_{lipid}	7	7	100%	105882.35	300769.23	151428.57	166000	65300
Pesticides	cis-Nonachlor	pg/g_{lipid}	7	7	100%	120000	356923.08	196428.57	207000	74400
Pesticides	Dieldrin	pg/g_{lipid}	7	7	100%	77058.82	213846.15	134285.71	140000	40900
Pesticides	Endosulfan sulfate	pg/g_{lipid}	7	1	14%	2294.12	2294.12	NA	NA	NA
Pesticides	Endrin ketone	pg/g_{lipid}	6	1	14%	3853.85	3853.85	NA	NA	NA
Pesticides	Gamma BHC (Lindane)	pg/g_{lipid}	7	7	100%	379.41	987.5	682.35	700	200
Pesticides	Heptachlor	pg/g_{lipid}	7	4	57%	465.71	766.92	645.815	631	153
Pesticides	Heptachlor epoxide	pg/g_{lipid}	7	7	100%	10941.18	39923.08	16714.29	20200	9360
Pesticides	Hexachlorobenzene	pg/g_{lipid}	7	7	100%	20588.24	57846.15	27875	31700	12500
Pesticides	Mirex	pg/g_{lipid}	7	7	100%	3041.18	8235.29	5892.31	6090	1710
Pesticides	Oxychlordane	pg/g_{lipid}	7	7	100%	62352.94	198461.54	102941.18	113000	41800
Pesticides	Trans-chlordane	pg/g_{lipid}	7	7	100%	32176.47	70076.92	44250	46400	12700
Pesticides	Trans-heptachlor epoxide	pg/g_{lipid}	7	7	100%	25705.88	99230.77	46000	51800	24700
Pesticides	Trans-nonachlor	pg/g_{lipid}	7	7	100%	310000	938461.54	496666.67	527000	201000
Pesticides	Total Alpha + Gamma Chlordane	pg/g_{lipid}	7	7	100%	138000	371000	199000	213000	77700
Pesticides	Total DDT (2,4)	pg/g_{lipid}	7	7	100%	338000	1640000	496000	804000	524000
Pesticides	Total DDT (4,4)	pg/g_{lipid}	7	7	100%	5020000	16300000	7080000	9250000	4550000
Pesticides	Total DDT (2,4 & 4,4)	pg/g_{lipid}	7	7	100%	5360000	17600000	7480000	10100000	5060000
Semivolatiles	Acenaphthene	ug/kg_{lipid}	7	1	14%	285.71	285.71	NA	NA	NA
Semivolatiles	Benzaldehyde	ug/kg_{lipid}	7	1	14%	73333.33	73333.33	NA	NA	NA
Semivolatiles	Benzo(a)anthracene	ug/kg_{lipid}	7	1	14%	223.08	223.08	NA	NA	NA
Semivolatiles	Benzo(a)pyrene	ug/kg_{lipid}	7	1	14%	276.92	276.92	NA	NA	NA
Semivolatiles	Benzo(b)fluoranthene	ug/kg_{lipid}	7	1	14%	200	200	NA	NA	NA
Semivolatiles	Benzo(g,h,i)perylene	ug/kg_{lipid}	7	1	14%	269.23	269.23	NA	NA	NA
Semivolatiles	Benzo(j)+(k)fluoranthene	ug/kg_{lipid}	7	1	14%	292.31	292.31	NA	NA	NA

Table 3-19
Statistical Summary of Detected Analytes - Atlantic Silverside (Whole Body) - Lipid Normalized

Parameter Group	Analyte	Units	Number of Valid Results[1]	Number of Detects	Detection Frequency	Minimum Detect	Maximum Detect	Median Value	Mean of Detects	Standard Deviation
Semivolatiles	Chrysene	ug/kg_{lipid}	7	1	14%	246.15	246.15	NA	NA	NA
Semivolatiles	Fluoranthene	ug/kg_{lipid}	7	1	14%	258.33	258.33	NA	NA	NA
Semivolatiles	Perylene	ug/kg_{lipid}	7	1	14%	323.08	323.08	NA	NA	NA
Semivolatiles	Pyrene	ug/kg_{lipid}	7	2	29%	223.08	233.33	228.205	228	7.25
Semivolatiles	Total HMW PAHs	ug/kg_{lipid}	7	3	43%	223	1510	492	742	679
Semivolatiles	Total LMW PAHs	ug/kg_{lipid}	7	1	14%	286	286	NA	NA	NA
Semivolatiles	Total PAHs	ug/kg_{lipid}	7	4	57%	223	1510	389	628	599

Footnotes:
[1]Valid results are results that were found to be valid as a result of data validation. Only valid data are used in statistical analyses. Additional details regarding rejected data are provided in Appendix E of this report.

Notes:
1. Only detected values were included in the calculation of totals.
2. Non-detect ("U" qualified) data were excluded from the statistical analysis.

DDD = dichlorodiphenyldichloroethane
DDE = dichlorodiphenyldichloroethylene
DDT = dichlorodiphenyltrichloroethane
HMW = high molecular weight
LMW = low molecular weight
PAH = polycyclic aromatic hydrocarbon
PCB = polychlorinated biphenyl
NA = not applicable

% = percent
mg/kg = milligrams per kilogram
ng/g = nanograms per gram
ng/kg = nanograms per kilogram
pg/g = picograms per gram
ug/kg = micrograms per kilogram

Table 3-20
Statistical Summary of Detected Analytes by Zone - Atlantic Silverside (Whole Body) - Lipid Normalized

Parameter Group	Analyte	Units	Number of Valid Results[1]	Number of Detects	Detection Frequency	Minimum Detect	Maximum Detect	Median Value	Mean of Detects	Standard Deviation
NORTH ZONE										
Aroclor PCBs	Aroclor 1254	ug/kg_{lipid}	1	1	100%	19285.71	19285.71	NA	NA	NA
Aroclor PCBs	Aroclor 1262	ug/kg_{lipid}	1	1	100%	4428.57	4428.57	NA	NA	NA
Aroclor PCBs	Total Aroclor PCBs (Sum Of 7 Aroclors)	ug/kg_{lipid}	1	1	100%	19300	19300	NA	NA	NA
Aroclor PCBs	Total Aroclor PCBs (Sum Of 9 Aroclors)	ug/kg_{lipid}	1	1	100%	23700	23700	NA	NA	NA
Butyltins	Tributyltin	ug/kg_{lipid}	1	1	100%	128.57	128.57	NA	NA	NA
Dioxins/Furans	1,2,3,4,6,7,8-HpCDD	ng/kg_{lipid}	1	1	100%	6.12	6.12	NA	NA	NA
Dioxins/Furans	1,2,3,4,6,7,8-HpCDF	ng/kg_{lipid}	1	1	100%	8.5	8.5	NA	NA	NA
Dioxins/Furans	1,2,3,4,7,8,9-HpCDF	ng/kg_{lipid}	1	1	100%	5.77	5.77	NA	NA	NA
Dioxins/Furans	1,2,3,4,7,8-HxCDF	ng/kg_{lipid}	1	1	100%	11.29	11.29	NA	NA	NA
Dioxins/Furans	1,2,3,6,7,8-HxCDD	ng/kg_{lipid}	1	1	100%	2.52	2.52	NA	NA	NA
Dioxins/Furans	1,2,3,6,7,8-HxCDF	ng/kg_{lipid}	1	1	100%	37.79	37.79	NA	NA	NA
Dioxins/Furans	1,2,3,7,8,9-HxCDF	ng/kg_{lipid}	1	1	100%	4.01	4.01	NA	NA	NA
Dioxins/Furans	1,2,3,7,8-PCDD	ng/kg_{lipid}	1	1	100%	14.71	14.71	NA	NA	NA
Dioxins/Furans	1,2,3,7,8-PCDF	ng/kg_{lipid}	1	1	100%	67.64	67.64	NA	NA	NA
Dioxins/Furans	2,3,4,6,7,8-HxCDF	ng/kg_{lipid}	1	1	100%	3.21	3.21	NA	NA	NA
Dioxins/Furans	2,3,4,7,8-PCDF	ng/kg_{lipid}	1	1	100%	75.71	75.71	NA	NA	NA
Dioxins/Furans	2,3,7,8-TCDD	ng/kg_{lipid}	1	1	100%	1035.71	1035.71	NA	NA	NA
Dioxins/Furans	2,3,7,8-TCDF	ng/kg_{lipid}	1	1	100%	317.86	317.86	NA	NA	NA
Dioxins/Furans	OCDD	ng/kg_{lipid}	1	1	100%	58.43	58.43	NA	NA	NA
Dioxins/Furans	OCDF	ng/kg_{lipid}	1	1	100%	11.64	11.64	NA	NA	NA
PCB Congeners	PCB-10	ng/kg_{lipid}	1	1	100%	2985.71	2985.71	NA	NA	NA
PCB Congeners	PCB-103	ng/kg_{lipid}	1	1	100%	35714.29	35714.29	NA	NA	NA
PCB Congeners	PCB-104	ng/kg_{lipid}	1	1	100%	2721.43	2721.43	NA	NA	NA
PCB Congeners	PCB-105	ng/kg_{lipid}	1	1	100%	547142.86	547142.86	NA	NA	NA
PCB Congeners	PCB-107	ng/kg_{lipid}	1	1	100%	172857.14	172857.14	NA	NA	NA
PCB Congeners	PCB-108/124	ng/kg_{lipid}	1	1	100%	48714.29	48714.29	NA	NA	NA
PCB Congeners	PCB-110/115	ng/kg_{lipid}	1	1	100%	1764285.71	1764285.71	NA	NA	NA
PCB Congeners	PCB-111	ng/kg_{lipid}	1	1	100%	3314.29	3314.29	NA	NA	NA
PCB Congeners	PCB-114	ng/kg_{lipid}	1	1	100%	42642.86	42642.86	NA	NA	NA
PCB Congeners	PCB-118	ng/kg_{lipid}	1	1	100%	2121428.57	2121428.57	NA	NA	NA
PCB Congeners	PCB-120	ng/kg_{lipid}	1	1	100%	15714.29	15714.29	NA	NA	NA
PCB Congeners	PCB-121	ng/kg_{lipid}	1	1	100%	1828.57	1828.57	NA	NA	NA
PCB Congeners	PCB-122	ng/kg_{lipid}	1	1	100%	2157.14	2157.14	NA	NA	NA
PCB Congeners	PCB-123	ng/kg_{lipid}	1	1	100%	38357.14	38357.14	NA	NA	NA
PCB Congeners	PCB-126	ng/kg_{lipid}	1	1	100%	3514.29	3514.29	NA	NA	NA
PCB Congeners	PCB-127	ng/kg_{lipid}	1	1	100%	1928.57	1928.57	NA	NA	NA
PCB Congeners	PCB-128/166	ng/kg_{lipid}	1	1	100%	235000	235000	NA	NA	NA
PCB Congeners	PCB-129/138/163	ng/kg_{lipid}	1	1	100%	2278571.43	2278571.43	NA	NA	NA
PCB Congeners	PCB-130	ng/kg_{lipid}	1	1	100%	121428.57	121428.57	NA	NA	NA
PCB Congeners	PCB-131	ng/kg_{lipid}	1	1	100%	7857.14	7857.14	NA	NA	NA
PCB Congeners	PCB-132	ng/kg_{lipid}	1	1	100%	345714.29	345714.29	NA	NA	NA
PCB Congeners	PCB-133	ng/kg_{lipid}	1	1	100%	46571.43	46571.43	NA	NA	NA
PCB Congeners	PCB-134	ng/kg_{lipid}	1	1	100%	49428.57	49428.57	NA	NA	NA
PCB Congeners	PCB-135/151	ng/kg_{lipid}	1	1	100%	604285.71	604285.71	NA	NA	NA
PCB Congeners	PCB-136	ng/kg_{lipid}	1	1	100%	83571.43	83571.43	NA	NA	NA
PCB Congeners	PCB-137	ng/kg_{lipid}	1	1	100%	91428.57	91428.57	NA	NA	NA
PCB Congeners	PCB-139/140	ng/kg_{lipid}	1	1	100%	30857.14	30857.14	NA	NA	NA
PCB Congeners	PCB-141	ng/kg_{lipid}	1	1	100%	237142.86	237142.86	NA	NA	NA
PCB Congeners	PCB-144	ng/kg_{lipid}	1	1	100%	69071.43	69071.43	NA	NA	NA
PCB Congeners	PCB-145	ng/kg_{lipid}	1	1	100%	385.71	385.71	NA	NA	NA
PCB Congeners	PCB-147/149	ng/kg_{lipid}	1	1	100%	1142857.14	1142857.14	NA	NA	NA
PCB Congeners	PCB-148	ng/kg_{lipid}	1	1	100%	7857.14	7857.14	NA	NA	NA
PCB Congeners	PCB-150	ng/kg_{lipid}	1	1	100%	5885.71	5885.71	NA	NA	NA
PCB Congeners	PCB-152	ng/kg_{lipid}	1	1	100%	871.43	871.43	NA	NA	NA
PCB Congeners	PCB-153/168	ng/kg_{lipid}	1	1	100%	2550000	2550000	NA	NA	NA
PCB Congeners	PCB-154	ng/kg_{lipid}	1	1	100%	67071.43	67071.43	NA	NA	NA
PCB Congeners	PCB-155	ng/kg_{lipid}	1	1	100%	19785.71	19785.71	NA	NA	NA

Table 3-20
Statistical Summary of Detected Analytes by Zone - Atlantic Silverside (Whole Body) - Lipid Normalized

Parameter Group	Analyte	Units	Number of Valid Results[1]	Number of Detects	Detection Frequency	Minimum Detect	Maximum Detect	Median Value	Mean of Detects	Standard Deviation
PCB Congeners	PCB-156/157	ng/kg_{lipid}	1	1	100%	190000	190000	NA	NA	NA
PCB Congeners	PCB-158	ng/kg_{lipid}	1	1	100%	171428.57	171428.57	NA	NA	NA
PCB Congeners	PCB-16	ng/kg_{lipid}	1	1	100%	66214.29	66214.29	NA	NA	NA
PCB Congeners	PCB-162	ng/kg_{lipid}	1	1	100%	16142.86	16142.86	NA	NA	NA
PCB Congeners	PCB-164	ng/kg_{lipid}	1	1	100%	87857.14	87857.14	NA	NA	NA
PCB Congeners	PCB-167	ng/kg_{lipid}	1	1	100%	78571.43	78571.43	NA	NA	NA
PCB Congeners	PCB-17	ng/kg_{lipid}	1	1	100%	121428.57	121428.57	NA	NA	NA
PCB Congeners	PCB-170	ng/kg_{lipid}	1	1	100%	333571.43	333571.43	NA	NA	NA
PCB Congeners	PCB-172	ng/kg_{lipid}	1	1	100%	72142.86	72142.86	NA	NA	NA
PCB Congeners	PCB-176	ng/kg_{lipid}	1	1	100%	31785.71	31785.71	NA	NA	NA
PCB Congeners	PCB-178	ng/kg_{lipid}	1	1	100%	140714.29	140714.29	NA	NA	NA
PCB Congeners	PCB-179	ng/kg_{lipid}	1	1	100%	118571.43	118571.43	NA	NA	NA
PCB Congeners	PCB-18/30	ng/kg_{lipid}	1	1	100%	207857.14	207857.14	NA	NA	NA
PCB Congeners	PCB-180/193	ng/kg_{lipid}	1	1	100%	1000000	1000000	NA	NA	NA
PCB Congeners	PCB-183/185	ng/kg_{lipid}	1	1	100%	325000	325000	NA	NA	NA
PCB Congeners	PCB-184	ng/kg_{lipid}	1	1	100%	2142.86	2142.86	NA	NA	NA
PCB Congeners	PCB-188	ng/kg_{lipid}	1	1	100%	3914.29	3914.29	NA	NA	NA
PCB Congeners	PCB-189	ng/kg_{lipid}	1	1	100%	12642.86	12642.86	NA	NA	NA
PCB Congeners	PCB-19	ng/kg_{lipid}	1	1	100%	24142.86	24142.86	NA	NA	NA
PCB Congeners	PCB-190	ng/kg_{lipid}	1	1	100%	79285.71	79285.71	NA	NA	NA
PCB Congeners	PCB-191	ng/kg_{lipid}	1	1	100%	16357.14	16357.14	NA	NA	NA
PCB Congeners	PCB-192	ng/kg_{lipid}	1	1	100%	320	320	NA	NA	NA
PCB Congeners	PCB-194	ng/kg_{lipid}	1	1	100%	141428.57	141428.57	NA	NA	NA
PCB Congeners	PCB-195	ng/kg_{lipid}	1	1	100%	50571.43	50571.43	NA	NA	NA
PCB Congeners	PCB-196	ng/kg_{lipid}	1	1	100%	92142.86	92142.86	NA	NA	NA
PCB Congeners	PCB-198/199	ng/kg_{lipid}	1	1	100%	235000	235000	NA	NA	NA
PCB Congeners	PCB-20/28	ng/kg_{lipid}	1	1	100%	674285.71	674285.71	NA	NA	NA
PCB Congeners	PCB-201	ng/kg_{lipid}	1	1	100%	33357.14	33357.14	NA	NA	NA
PCB Congeners	PCB-202	ng/kg_{lipid}	1	1	100%	92857.14	92857.14	NA	NA	NA
PCB Congeners	PCB-203	ng/kg_{lipid}	1	1	100%	159285.71	159285.71	NA	NA	NA
PCB Congeners	PCB-204	ng/kg_{lipid}	1	1	100%	373.57	373.57	NA	NA	NA
PCB Congeners	PCB-205	ng/kg_{lipid}	1	1	100%	7571.43	7571.43	NA	NA	NA
PCB Congeners	PCB-206	ng/kg_{lipid}	1	1	100%	108571.43	108571.43	NA	NA	NA
PCB Congeners	PCB-207	ng/kg_{lipid}	1	1	100%	13785.71	13785.71	NA	NA	NA
PCB Congeners	PCB-208	ng/kg_{lipid}	1	1	100%	43928.57	43928.57	NA	NA	NA
PCB Congeners	PCB-209	ng/kg_{lipid}	1	1	100%	48571.43	48571.43	NA	NA	NA
PCB Congeners	PCB-21/33	ng/kg_{lipid}	1	1	100%	44857.14	44857.14	NA	NA	NA
PCB Congeners	PCB-22	ng/kg_{lipid}	1	1	100%	74285.71	74285.71	NA	NA	NA
PCB Congeners	PCB-23	ng/kg_{lipid}	1	1	100%	222.86	222.86	NA	NA	NA
PCB Congeners	PCB-25	ng/kg_{lipid}	1	1	100%	52571.43	52571.43	NA	NA	NA
PCB Congeners	PCB-26/29	ng/kg_{lipid}	1	1	100%	102142.86	102142.86	NA	NA	NA
PCB Congeners	PCB-27	ng/kg_{lipid}	1	1	100%	27857.14	27857.14	NA	NA	NA
PCB Congeners	PCB-31	ng/kg_{lipid}	1	1	100%	431428.57	431428.57	NA	NA	NA
PCB Congeners	PCB-32	ng/kg_{lipid}	1	1	100%	99285.71	99285.71	NA	NA	NA
PCB Congeners	PCB-34	ng/kg_{lipid}	1	1	100%	3071.43	3071.43	NA	NA	NA
PCB Congeners	PCB-37	ng/kg_{lipid}	1	1	100%	6435.71	6435.71	NA	NA	NA
PCB Congeners	PCB-38	ng/kg_{lipid}	1	1	100%	692.14	692.14	NA	NA	NA
PCB Congeners	PCB-39	ng/kg_{lipid}	1	1	100%	1414.29	1414.29	NA	NA	NA
PCB Congeners	PCB-4	ng/kg_{lipid}	1	1	100%	27428.57	27428.57	NA	NA	NA
PCB Congeners	PCB-40/71	ng/kg_{lipid}	1	1	100%	243571.43	243571.43	NA	NA	NA
PCB Congeners	PCB-41	ng/kg_{lipid}	1	1	100%	19000	19000	NA	NA	NA
PCB Congeners	PCB-42	ng/kg_{lipid}	1	1	100%	340714.29	340714.29	NA	NA	NA
PCB Congeners	PCB-43	ng/kg_{lipid}	1	1	100%	41285.71	41285.71	NA	NA	NA
PCB Congeners	PCB-44/47/65	ng/kg_{lipid}	1	1	100%	1385714.29	1385714.29	NA	NA	NA
PCB Congeners	PCB-45	ng/kg_{lipid}	1	1	100%	64642.86	64642.86	NA	NA	NA
PCB Congeners	PCB-46	ng/kg_{lipid}	1	1	100%	15928.57	15928.57	NA	NA	NA
PCB Congeners	PCB-48	ng/kg_{lipid}	1	1	100%	79285.71	79285.71	NA	NA	NA
PCB Congeners	PCB-49/69	ng/kg_{lipid}	1	1	100%	1200000	1200000	NA	NA	NA

Table 3-20
Statistical Summary of Detected Analytes by Zone - Atlantic Silverside (Whole Body) - Lipid Normalized

Parameter Group	Analyte	Units	Number of Valid Results[1]	Number of Detects	Detection Frequency	Minimum Detect	Maximum Detect	Median Value	Mean of Detects	Standard Deviation
PCB Congeners	PCB-50/53	ng/kg_{lipid}	1	1	100%	127857.14	127857.14	NA	NA	NA
PCB Congeners	PCB-51	ng/kg_{lipid}	1	1	100%	73571.43	73571.43	NA	NA	NA
PCB Congeners	PCB-52	ng/kg_{lipid}	1	1	100%	1664285.71	1664285.71	NA	NA	NA
PCB Congeners	PCB-54	ng/kg_{lipid}	1	1	100%	4764.29	4764.29	NA	NA	NA
PCB Congeners	PCB-56	ng/kg_{lipid}	1	1	100%	122142.86	122142.86	NA	NA	NA
PCB Congeners	PCB-57	ng/kg_{lipid}	1	1	100%	4921.43	4921.43	NA	NA	NA
PCB Congeners	PCB-58	ng/kg_{lipid}	1	1	100%	3835.71	3835.71	NA	NA	NA
PCB Congeners	PCB-60	ng/kg_{lipid}	1	1	100%	165000	165000	NA	NA	NA
PCB Congeners	PCB-61/70/74/76	ng/kg_{lipid}	1	1	100%	2064285.71	2064285.71	NA	NA	NA
PCB Congeners	PCB-62/75	ng/kg_{lipid}	1	1	100%	119285.71	119285.71	NA	NA	NA
PCB Congeners	PCB-63	ng/kg_{lipid}	1	1	100%	67571.43	67571.43	NA	NA	NA
PCB Congeners	PCB-64	ng/kg_{lipid}	1	1	100%	555000	555000	NA	NA	NA
PCB Congeners	PCB-66	ng/kg_{lipid}	1	1	100%	1478571.43	1478571.43	NA	NA	NA
PCB Congeners	PCB-67	ng/kg_{lipid}	1	1	100%	14714.29	14714.29	NA	NA	NA
PCB Congeners	PCB-68	ng/kg_{lipid}	1	1	100%	19928.57	19928.57	NA	NA	NA
PCB Congeners	PCB-72	ng/kg_{lipid}	1	1	100%	30714.29	30714.29	NA	NA	NA
PCB Congeners	PCB-79	ng/kg_{lipid}	1	1	100%	10785.71	10785.71	NA	NA	NA
PCB Congeners	PCB-8	ng/kg_{lipid}	1	1	100%	16428.57	16428.57	NA	NA	NA
PCB Congeners	PCB-81	ng/kg_{lipid}	1	1	100%	2178.57	2178.57	NA	NA	NA
PCB Congeners	PCB-82	ng/kg_{lipid}	1	1	100%	109285.71	109285.71	NA	NA	NA
PCB Congeners	PCB-83	ng/kg_{lipid}	1	1	100%	84285.71	84285.71	NA	NA	NA
PCB Congeners	PCB-84	ng/kg_{lipid}	1	1	100%	134285.71	134285.71	NA	NA	NA
PCB Congeners	PCB-85/116/117	ng/kg_{lipid}	1	1	100%	389285.71	389285.71	NA	NA	NA
PCB Congeners	PCB-86/87/97/109/119/125	ng/kg_{lipid}	1	1	100%	935714.29	935714.29	NA	NA	NA
PCB Congeners	PCB-89	ng/kg_{lipid}	1	1	100%	7500	7500	NA	NA	NA
PCB Congeners	PCB-90/101/113	ng/kg_{lipid}	1	1	100%	2121428.57	2121428.57	NA	NA	NA
PCB Congeners	PCB-91	ng/kg_{lipid}	1	1	100%	277142.86	277142.86	NA	NA	NA
PCB Congeners	PCB-92	ng/kg_{lipid}	1	1	100%	397142.86	397142.86	NA	NA	NA
PCB Congeners	PCB-93/100	ng/kg_{lipid}	1	1	100%	65428.57	65428.57	NA	NA	NA
PCB Congeners	PCB-94	ng/kg_{lipid}	1	1	100%	9357.14	9357.14	NA	NA	NA
PCB Congeners	PCB-96	ng/kg_{lipid}	1	1	100%	5550	5550	NA	NA	NA
PCB Congeners	PCB-98/102	ng/kg_{lipid}	1	1	100%	13714.29	13714.29	NA	NA	NA
PCB Congeners	PCB-99	ng/kg_{lipid}	1	1	100%	1507142.86	1507142.86	NA	NA	NA
PCB Congeners	Total PCB Congeners (209)	ng/kg_{lipid}	1	1	100%	34500000	34500000	NA	NA	NA
Pesticides	2,4'-DDD	pg/g_{lipid}	1	1	100%	93571.43	93571.43	NA	NA	NA
Pesticides	2,4'-DDE	pg/g_{lipid}	1	1	100%	298571.43	298571.43	NA	NA	NA
Pesticides	2,4'-DDT	pg/g_{lipid}	1	1	100%	3050	3050	NA	NA	NA
Pesticides	4,4'-DDD	pg/g_{lipid}	1	1	100%	835714.29	835714.29	NA	NA	NA
Pesticides	4,4'-DDE	pg/g_{lipid}	1	1	100%	5014285.71	5014285.71	NA	NA	NA
Pesticides	4,4'-DDT	pg/g_{lipid}	1	1	100%	102142.86	102142.86	NA	NA	NA
Pesticides	Alpha BHC	pg/g_{lipid}	1	1	100%	985.71	985.71	NA	NA	NA
Pesticides	Beta BHC	pg/g_{lipid}	1	1	100%	1085.71	1085.71	NA	NA	NA
Pesticides	cis-Chlordane	pg/g_{lipid}	1	1	100%	151428.57	151428.57	NA	NA	NA
Pesticides	cis-Nonachlor	pg/g_{lipid}	1	1	100%	196428.57	196428.57	NA	NA	NA
Pesticides	Dieldrin	pg/g_{lipid}	1	1	100%	134285.71	134285.71	NA	NA	NA
Pesticides	Gamma BHC (Lindane)	pg/g_{lipid}	1	1	100%	547.14	547.14	NA	NA	NA
Pesticides	Heptachlor	pg/g_{lipid}	1	1	100%	465.71	465.71	NA	NA	NA
Pesticides	Heptachlor epoxide	pg/g_{lipid}	1	1	100%	16714.29	16714.29	NA	NA	NA
Pesticides	Hexachlorobenzene	pg/g_{lipid}	1	1	100%	24642.86	24642.86	NA	NA	NA
Pesticides	Mirex	pg/g_{lipid}	1	1	100%	5492.86	5492.86	NA	NA	NA
Pesticides	Oxychlordane	pg/g_{lipid}	1	1	100%	104285.71	104285.71	NA	NA	NA
Pesticides	Trans-chlordane	pg/g_{lipid}	1	1	100%	47142.86	47142.86	NA	NA	NA
Pesticides	Trans-heptachlor epoxide	pg/g_{lipid}	1	1	100%	46000	46000	NA	NA	NA
Pesticides	Trans-nonachlor	pg/g_{lipid}	1	1	100%	476428.57	476428.57	NA	NA	NA
Pesticides	Total Alpha + Gamma Chlordane	pg/g_{lipid}	1	1	100%	199000	199000	NA	NA	NA
Pesticides	Total DDT (2,4)	pg/g_{lipid}	1	1	100%	395000	395000	NA	NA	NA
Pesticides	Total DDT (4,4)	pg/g_{lipid}	1	1	100%	5950000	5950000	NA	NA	NA
Pesticides	Total DDT (2,4 & 4,4)	pg/g_{lipid}	1	1	100%	6350000	6350000	NA	NA	NA

Table 3-20
Statistical Summary of Detected Analytes by Zone - Atlantic Silverside (Whole Body) - Lipid Normalized

Parameter Group	Analyte	Units	Number of Valid Results[1]	Number of Detects	Detection Frequency	Minimum Detect	Maximum Detect	Median Value	Mean of Detects	Standard Deviation
Semivolatiles	Acenaphthene	ug/kg_{lipid}	1	1	100%	285.71	285.71	NA	NA	NA
Semivolatiles	Total LMW PAHs	ug/kg_{lipid}	1	1	100%	286	286	NA	NA	NA
Semivolatiles	Total PAHs	ug/kg_{lipid}	1	1	100%	286	286	NA	NA	NA
CENTRAL ZONE										
Aroclor PCBs	Aroclor 1254	ug/kg_{lipid}	3	2	67%	9411.76	30000	19705.88	19700	14600
Aroclor PCBs	Aroclor 1262	ug/kg_{lipid}	3	1	33%	1588.24	1588.24	NA	NA	NA
Aroclor PCBs	Total Aroclor PCBs (Sum Of 7 Aroclors)	ug/kg_{lipid}	3	2	67%	9410	30000	19705	19700	14600
Aroclor PCBs	Total Aroclor PCBs (Sum Of 9 Aroclors)	ug/kg_{lipid}	3	2	67%	11000	30000	20500	20500	13400
Butyltins	Tributyltin	ug/kg_{lipid}	3	2	67%	94.12	150	122.06	122	39.5
Dioxins/Furans	1,2,3,4,6,7,8-HpCDD	ng/kg_{lipid}	3	3	100%	18.18	23	22.69	21.3	2.7
Dioxins/Furans	1,2,3,4,6,7,8-HpCDF	ng/kg_{lipid}	3	3	100%	66.47	80.77	73.67	73.6	7.15
Dioxins/Furans	1,2,3,4,7,8,9-HpCDF	ng/kg_{lipid}	3	3	100%	4.7	8.29	6.99	6.66	1.82
Dioxins/Furans	1,2,3,4,7,8-HxCDD	ng/kg_{lipid}	3	1	33%	2.44	2.44	NA	NA	NA
Dioxins/Furans	1,2,3,4,7,8-HxCDF	ng/kg_{lipid}	3	3	100%	6.41	8.92	7.53	7.62	1.26
Dioxins/Furans	1,2,3,6,7,8-HxCDD	ng/kg_{lipid}	3	3	100%	2.23	4.38	3.46	3.36	1.08
Dioxins/Furans	1,2,3,6,7,8-HxCDF	ng/kg_{lipid}	3	3	100%	24.47	29.83	25.92	26.7	2.77
Dioxins/Furans	1,2,3,7,8,9-HxCDD	ng/kg_{lipid}	3	2	67%	3.26	3.62	3.44	3.44	0.255
Dioxins/Furans	1,2,3,7,8,9-HxCDF	ng/kg_{lipid}	3	3	100%	2.87	5.86	3.22	3.98	1.63
Dioxins/Furans	1,2,3,7,8-PCDD	ng/kg_{lipid}	3	2	67%	10.15	44.75	27.45	27.5	24.5
Dioxins/Furans	1,2,3,7,8-PCDF	ng/kg_{lipid}	3	3	100%	19	49.92	45.06	38	16.6
Dioxins/Furans	2,3,4,6,7,8-HxCDF	ng/kg_{lipid}	3	3	100%	2.16	8.3	3.87	4.78	3.17
Dioxins/Furans	2,3,4,7,8-PCDF	ng/kg_{lipid}	3	3	100%	41.29	55.62	51.75	49.6	7.41
Dioxins/Furans	2,3,7,8-TCDD	ng/kg_{lipid}	3	3	100%	470.59	550.77	530.83	517	41.7
Dioxins/Furans	2,3,7,8-TCDF	ng/kg_{lipid}	3	3	100%	262.35	293.08	280.83	279	15.5
Dioxins/Furans	OCDD	ng/kg_{lipid}	3	3	100%	148.24	193.85	151.67	165	25.4
Dioxins/Furans	OCDF	ng/kg_{lipid}	3	3	100%	21.88	30.5	30.23	27.5	4.9
PCB Congeners	PCB-1	ng/kg_{lipid}	3	1	33%	1375	1375	NA	NA	NA
PCB Congeners	PCB-10	ng/kg_{lipid}	3	3	100%	2147.06	2541.67	2392.31	2360	199
PCB Congeners	PCB-103	ng/kg_{lipid}	3	3	100%	30294.12	42333.33	34000	35500	6170
PCB Congeners	PCB-104	ng/kg_{lipid}	3	3	100%	1570.59	2391.67	2284.62	2080	446
PCB Congeners	PCB-105	ng/kg_{lipid}	3	3	100%	581538.46	772500	623529.41	659000	100000
PCB Congeners	PCB-107	ng/kg_{lipid}	3	3	100%	172352.94	204166.67	173846.15	183000	18000
PCB Congeners	PCB-108/124	ng/kg_{lipid}	3	3	100%	56153.85	72666.67	57058.82	62000	9280
PCB Congeners	PCB-11	ng/kg_{lipid}	3	1	33%	4875	4875	NA	NA	NA
PCB Congeners	PCB-110/115	ng/kg_{lipid}	3	3	100%	1723529.41	2616666.67	1830769.23	2060000	488000
PCB Congeners	PCB-111	ng/kg_{lipid}	3	3	100%	2717.65	3500	3400	3210	426
PCB Congeners	PCB-112	ng/kg_{lipid}	3	1	33%	5308.33	5308.33	NA	NA	NA
PCB Congeners	PCB-114	ng/kg_{lipid}	3	3	100%	41923.08	55833.33	46000	47900	7150
PCB Congeners	PCB-118	ng/kg_{lipid}	3	3	100%	2023076.92	2916666.67	2423529.41	2450000	448000
PCB Congeners	PCB-12/13	ng/kg_{lipid}	3	1	33%	833.33	833.33	NA	NA	NA
PCB Congeners	PCB-120	ng/kg_{lipid}	3	3	100%	14529.41	19416.67	16538.46	16800	2460
PCB Congeners	PCB-121	ng/kg_{lipid}	3	3	100%	1294.12	1692.31	1633.33	1540	215
PCB Congeners	PCB-122	ng/kg_{lipid}	3	2	67%	2223.53	2869.23	2546.38	2550	457
PCB Congeners	PCB-123	ng/kg_{lipid}	3	3	100%	37000	52000	45529.41	44800	7520
PCB Congeners	PCB-126	ng/kg_{lipid}	3	1	33%	4083.33	4083.33	NA	NA	NA
PCB Congeners	PCB-127	ng/kg_{lipid}	3	3	100%	1988.24	4058.33	2100	2720	1160
PCB Congeners	PCB-128/166	ng/kg_{lipid}	3	3	100%	267647.06	338333.33	280769.23	296000	37600
PCB Congeners	PCB-129/138/163	ng/kg_{lipid}	3	3	100%	2335294.12	3150000	2507692.31	2660000	429000
PCB Congeners	PCB-130	ng/kg_{lipid}	3	3	100%	125882.35	171666.67	140769.23	146000	23400
PCB Congeners	PCB-131	ng/kg_{lipid}	3	3	100%	8588.24	13250	9923.08	10600	2400
PCB Congeners	PCB-132	ng/kg_{lipid}	3	3	100%	330588.24	475000	388461.54	398000	72700
PCB Congeners	PCB-133	ng/kg_{lipid}	3	3	100%	44000	52833.33	52307.69	49700	4960
PCB Congeners	PCB-134	ng/kg_{lipid}	3	3	100%	52588.24	80000	60230.77	64300	14100
PCB Congeners	PCB-135/151	ng/kg_{lipid}	3	3	100%	523529.41	841666.67	613846.15	660000	164000
PCB Congeners	PCB-136	ng/kg_{lipid}	3	3	100%	76470.59	139166.67	90769.23	102000	32900
PCB Congeners	PCB-137	ng/kg_{lipid}	3	3	100%	100000	135000	107058.82	114000	18500
PCB Congeners	PCB-139/140	ng/kg_{lipid}	3	3	100%	35882.35	49000	37307.69	40700	7200
PCB Congeners	PCB-141	ng/kg_{lipid}	3	3	100%	235882.35	281666.67	260000	259000	22900

Table 3-20
Statistical Summary of Detected Analytes by Zone - Atlantic Silverside (Whole Body) - Lipid Normalized

Parameter Group	Analyte	Units	Number of Valid Results[1]	Number of Detects	Detection Frequency	Minimum Detect	Maximum Detect	Median Value	Mean of Detects	Standard Deviation
PCB Congeners	PCB-142	ng/kg_{lipid}	3	1	33%	117.06	117.06	NA	NA	NA
PCB Congeners	PCB-143	ng/kg_{lipid}	3	1	33%	2508.33	2508.33	NA	NA	NA
PCB Congeners	PCB-144	ng/kg_{lipid}	3	3	100%	65882.35	103333.33	73000	80700	19900
PCB Congeners	PCB-145	ng/kg_{lipid}	3	1	33%	335.38	335.38	NA	NA	NA
PCB Congeners	PCB-146	ng/kg_{lipid}	3	3	100%	390000	519166.67	461538.46	457000	64700
PCB Congeners	PCB-147/149	ng/kg_{lipid}	3	3	100%	1064705.88	1633333.33	1315384.62	1340000	285000
PCB Congeners	PCB-148	ng/kg_{lipid}	3	3	100%	7470.59	11500	8538.46	9170	2090
PCB Congeners	PCB-15	ng/kg_{lipid}	3	1	33%	1741.67	1741.67	NA	NA	NA
PCB Congeners	PCB-150	ng/kg_{lipid}	3	3	100%	5984.62	11916.67	7000	8300	3170
PCB Congeners	PCB-152	ng/kg_{lipid}	3	3	100%	594.12	1175	807.69	859	294
PCB Congeners	PCB-153/168	ng/kg_{lipid}	3	3	100%	2423529.41	3241666.67	2738461.54	2800000	413000
PCB Congeners	PCB-154	ng/kg_{lipid}	3	3	100%	72153.85	160000	107058.82	113000	44200
PCB Congeners	PCB-155	ng/kg_{lipid}	3	3	100%	17411.76	19500	19153.85	18700	1120
PCB Congeners	PCB-156/157	ng/kg_{lipid}	3	3	100%	200588.24	240000	205384.62	215000	21500
PCB Congeners	PCB-158	ng/kg_{lipid}	3	3	100%	195294.12	242500	203846.15	214000	25200
PCB Congeners	PCB-16	ng/kg_{lipid}	3	3	100%	36647.06	51916.67	49769.23	46100	8270
PCB Congeners	PCB-161	ng/kg_{lipid}	3	1	33%	570.83	570.83	NA	NA	NA
PCB Congeners	PCB-164	ng/kg_{lipid}	3	3	100%	91176.47	131666.67	116923.08	113000	20500
PCB Congeners	PCB-165	ng/kg_{lipid}	3	3	100%	1970.59	2783.33	2492.31	2420	412
PCB Congeners	PCB-167	ng/kg_{lipid}	3	3	100%	83529.41	96666.67	95384.62	91900	7240
PCB Congeners	PCB-17	ng/kg_{lipid}	3	3	100%	71764.71	104166.67	98461.54	91500	17300
PCB Congeners	PCB-170	ng/kg_{lipid}	3	3	100%	242941.18	399230.77	290000	311000	80200
PCB Congeners	PCB-171/173	ng/kg_{lipid}	3	3	100%	91176.47	134615.38	121666.67	116000	22300
PCB Congeners	PCB-172	ng/kg_{lipid}	3	3	100%	54882.35	91538.46	70416.67	72300	18400
PCB Congeners	PCB-174	ng/kg_{lipid}	3	3	100%	167058.82	270769.23	243333.33	227000	53700
PCB Congeners	PCB-175	ng/kg_{lipid}	3	3	100%	18588.24	28230.77	22416.67	23100	4860
PCB Congeners	PCB-176	ng/kg_{lipid}	3	3	100%	26823.53	42000	39000	35900	8040
PCB Congeners	PCB-177	ng/kg_{lipid}	1	1	33%	240833.33	240833.33	NA	NA	NA
PCB Congeners	PCB-178	ng/kg_{lipid}	3	3	100%	119411.76	172307.69	148333.33	147000	26500
PCB Congeners	PCB-179	ng/kg_{lipid}	3	3	100%	101176.47	148333.33	134615.38	128000	24300
PCB Congeners	PCB-18/30	ng/kg_{lipid}	3	3	100%	116470.59	168333.33	156923.08	147000	27300
PCB Congeners	PCB-180/193	ng/kg_{lipid}	3	3	100%	741176.47	1192307.69	866666.67	933000	233000
PCB Congeners	PCB-181	ng/kg_{lipid}	3	3	100%	4011.76	5315.38	4991.67	4770	679
PCB Congeners	PCB-182	ng/kg_{lipid}	3	3	100%	3229.41	4491.67	4484.62	4070	727
PCB Congeners	PCB-183/185	ng/kg_{lipid}	3	3	100%	288823.53	422307.69	407500	373000	73200
PCB Congeners	PCB-184	ng/kg_{lipid}	3	3	100%	1782.35	2769.23	2458.33	2340	505
PCB Congeners	PCB-186	ng/kg_{lipid}	3	1	33%	100	100	NA	NA	NA
PCB Congeners	PCB-187	ng/kg_{lipid}	3	3	100%	782352.94	1100000	916666.67	933000	159000
PCB Congeners	PCB-188	ng/kg_{lipid}	3	3	100%	4369.23	11166.67	10352.94	8630	3710
PCB Congeners	PCB-189	ng/kg_{lipid}	3	3	100%	9647.06	15692.31	11666.67	12300	3080
PCB Congeners	PCB-19	ng/kg_{lipid}	3	3	100%	14411.76	21000	19923.08	18400	3530
PCB Congeners	PCB-190	ng/kg_{lipid}	3	3	100%	52500	88461.54	57294.12	66100	19500
PCB Congeners	PCB-191	ng/kg_{lipid}	3	3	100%	12764.71	19538.46	15833.33	16000	3390
PCB Congeners	PCB-192	ng/kg_{lipid}	3	1	33%	112.35	112.35	NA	NA	NA
PCB Congeners	PCB-194	ng/kg_{lipid}	3	3	100%	110000	190769.23	128333.33	143000	42300
PCB Congeners	PCB-195	ng/kg_{lipid}	3	3	100%	37235.29	67153.85	42083.33	48800	16100
PCB Congeners	PCB-196	ng/kg_{lipid}	3	3	100%	84705.88	124615.38	95833.33	102000	20600
PCB Congeners	PCB-197/200	ng/kg_{lipid}	3	3	100%	19058.82	26750	26538.46	24100	4380
PCB Congeners	PCB-198/199	ng/kg_{lipid}	3	3	100%	222941.18	318461.54	262500	268000	48000
PCB Congeners	PCB-20/28	ng/kg_{lipid}	3	3	100%	418823.53	640000	547692.31	536000	111000
PCB Congeners	PCB-201	ng/kg_{lipid}	3	3	100%	35352.94	48000	46384.62	43200	6880
PCB Congeners	PCB-202	ng/kg_{lipid}	3	3	100%	97058.82	116923.08	114166.67	109000	10800
PCB Congeners	PCB-203	ng/kg_{lipid}	3	3	100%	156923.08	198333.33	171176.47	175000	21000
PCB Congeners	PCB-204	ng/kg_{lipid}	3	1	33%	337.65	337.65	NA	NA	NA
PCB Congeners	PCB-205	ng/kg_{lipid}	3	3	100%	5464.71	9923.08	6433.33	7270	2340
PCB Congeners	PCB-206	ng/kg_{lipid}	3	3	100%	122352.94	125000	123076.92	123000	1370
PCB Congeners	PCB-207	ng/kg_{lipid}	3	3	100%	15411.76	19846.15	15500	16900	2540
PCB Congeners	PCB-208	ng/kg_{lipid}	3	3	100%	48058.82	58692.31	52583.33	53100	5340

Table 3-20
Statistical Summary of Detected Analytes by Zone - Atlantic Silverside (Whole Body) - Lipid Normalized

Parameter Group	Analyte	Units	Number of Valid Results[1]	Number of Detects	Detection Frequency	Minimum Detect	Maximum Detect	Median Value	Mean of Detects	Standard Deviation
PCB Congeners	PCB-209	ng/kg_{lipid}	3	3	100%	43235.29	56153.85	47250	48900	6610
PCB Congeners	PCB-21/33	ng/kg_{lipid}	3	3	100%	23000	40500	35692.31	33100	9040
PCB Congeners	PCB-22	ng/kg_{lipid}	3	3	100%	42294.12	76500	66461.54	61800	17600
PCB Congeners	PCB-23	ng/kg_{lipid}	3	2	67%	131.76	197.69	164.725	165	46.6
PCB Congeners	PCB-24	ng/kg_{lipid}	3	1	33%	2350	2350	NA	NA	NA
PCB Congeners	PCB-25	ng/kg_{lipid}	3	3	100%	26352.94	44750	39692.31	36900	9500
PCB Congeners	PCB-26/29	ng/kg_{lipid}	3	3	100%	64117.65	108333.33	83076.92	85200	22200
PCB Congeners	PCB-27	ng/kg_{lipid}	3	3	100%	18588.24	28750	23000	23400	5100
PCB Congeners	PCB-31	ng/kg_{lipid}	3	3	100%	264705.88	461666.67	375384.62	367000	98700
PCB Congeners	PCB-32	ng/kg_{lipid}	3	3	100%	62352.94	92500	83076.92	79300	15400
PCB Congeners	PCB-34	ng/kg_{lipid}	3	3	100%	1152.94	2108.33	2015.38	1760	527
PCB Congeners	PCB-37	ng/kg_{lipid}	3	3	100%	4776.47	11166.67	6038.46	7330	3380
PCB Congeners	PCB-38	ng/kg_{lipid}	3	3	100%	515.88	1716.67	680.77	971	651
PCB Congeners	PCB-39	ng/kg_{lipid}	3	3	100%	970.59	2900	1400	1760	1010
PCB Congeners	PCB-4	ng/kg_{lipid}	3	3	100%	16470.59	25166.67	20615.38	20800	4350
PCB Congeners	PCB-40/71	ng/kg_{lipid}	3	3	100%	160588.24	241666.67	221538.46	208000	42200
PCB Congeners	PCB-41	ng/kg_{lipid}	3	3	100%	14294.12	23307.69	21500	19700	4770
PCB Congeners	PCB-42	ng/kg_{lipid}	3	3	100%	228235.29	332500	324615.38	295000	58100
PCB Congeners	PCB-43	ng/kg_{lipid}	3	3	100%	27000	37307.69	36583.33	33600	5750
PCB Congeners	PCB-44/47/65	ng/kg_{lipid}	3	3	100%	994117.65	1333333.33	1238461.54	1190000	175000
PCB Congeners	PCB-45	ng/kg_{lipid}	3	3	100%	41647.06	57692.31	50416.67	49900	8030
PCB Congeners	PCB-46	ng/kg_{lipid}	3	3	100%	8941.18	13000	12916.67	11600	2320
PCB Congeners	PCB-48	ng/kg_{lipid}	3	3	100%	55117.65	78461.54	76000	69900	12800
PCB Congeners	PCB-49/69	ng/kg_{lipid}	3	3	100%	876470.59	1100000	1046153.85	1010000	117000
PCB Congeners	PCB-50/53	ng/kg_{lipid}	3	3	100%	80000	110769.23	103333.33	98000	16100
PCB Congeners	PCB-51	ng/kg_{lipid}	3	3	100%	40058.82	64307.69	51333.33	51900	12100
PCB Congeners	PCB-52	ng/kg_{lipid}	3	3	100%	1294117.65	1741666.67	1453846.15	1500000	227000
PCB Congeners	PCB-54	ng/kg_{lipid}	3	3	100%	2488.24	3666.67	3361.54	3170	612
PCB Congeners	PCB-55	ng/kg_{lipid}	3	1	33%	3883.33	3883.33	NA	NA	NA
PCB Congeners	PCB-56	ng/kg_{lipid}	3	3	100%	73529.41	121666.67	113076.92	103000	25700
PCB Congeners	PCB-57	ng/kg_{lipid}	3	2	67%	3370.59	5183.33	4276.96	4280	1280
PCB Congeners	PCB-58	ng/kg_{lipid}	3	3	100%	2988.24	4983.33	4538.46	4170	1050
PCB Congeners	PCB-6	ng/kg_{lipid}	3	1	33%	4250	4250	NA	NA	NA
PCB Congeners	PCB-60	ng/kg_{lipid}	3	3	100%	134117.65	194166.67	170000	166000	30200
PCB Congeners	PCB-61/70/74/76	ng/kg_{lipid}	3	3	100%	1588235.29	2233333.33	1815384.62	1880000	327000
PCB Congeners	PCB-62/75	ng/kg_{lipid}	3	3	100%	86470.59	115833.33	114615.38	106000	16600
PCB Congeners	PCB-63	ng/kg_{lipid}	3	3	100%	51000	72250	60615.38	61300	10600
PCB Congeners	PCB-64	ng/kg_{lipid}	3	3	100%	372352.94	505833.33	493846.15	457000	73800
PCB Congeners	PCB-66	ng/kg_{lipid}	3	3	100%	1111764.71	1541666.67	1338461.54	1330000	215000
PCB Congeners	PCB-67	ng/kg_{lipid}	3	3	100%	10058.82	16583.33	14615.38	13800	3350
PCB Congeners	PCB-68	ng/kg_{lipid}	3	3	100%	15647.06	21250	18769.23	18600	2810
PCB Congeners	PCB-7	ng/kg_{lipid}	3	1	33%	426.67	426.67	NA	NA	NA
PCB Congeners	PCB-72	ng/kg_{lipid}	3	3	100%	25294.12	34500	29692.31	29800	4600
PCB Congeners	PCB-73	ng/kg_{lipid}	3	1	33%	4600	4600	NA	NA	NA
PCB Congeners	PCB-77	ng/kg_{lipid}	3	3	100%	9352.94	15416.67	13923.08	12900	3160
PCB Congeners	PCB-79	ng/kg_{lipid}	3	2	67%	10588.24	20666.67	15627.455	15600	7130
PCB Congeners	PCB-8	ng/kg_{lipid}	3	1	33%	14666.67	14666.67	NA	NA	NA
PCB Congeners	PCB-80	ng/kg_{lipid}	3	1	33%	115.38	115.38	NA	NA	NA
PCB Congeners	PCB-81	ng/kg_{lipid}	3	3	100%	1582.35	2675	1884.62	2050	564
PCB Congeners	PCB-82	ng/kg_{lipid}	3	3	100%	105294.12	145833.33	123076.92	125000	20300
PCB Congeners	PCB-83	ng/kg_{lipid}	3	3	100%	71764.71	115000	90769.23	92500	21700
PCB Congeners	PCB-84	ng/kg_{lipid}	3	3	100%	111176.47	170000	132307.69	138000	29800
PCB Congeners	PCB-85/116/117	ng/kg_{lipid}	3	3	100%	385294.12	518333.33	403846.15	436000	72100
PCB Congeners	PCB-86/87/97/109/119/125	ng/kg_{lipid}	3	3	100%	976923.08	1391666.67	1000000	1120000	233000
PCB Congeners	PCB-88	ng/kg_{lipid}	3	1	33%	243846.15	243846.15	NA	NA	NA
PCB Congeners	PCB-89	ng/kg_{lipid}	3	3	100%	4817.65	8000	6815.38	6540	1610
PCB Congeners	PCB-9	ng/kg_{lipid}	3	1	33%	900	900	NA	NA	NA
PCB Congeners	PCB-90/101/113	ng/kg_{lipid}	3	3	100%	2076923.08	3208333.33	2235294.12	2510000	613000

Table 3-20
Statistical Summary of Detected Analytes by Zone - Atlantic Silverside (Whole Body) - Lipid Normalized

Parameter Group	Analyte	Units	Number of Valid Results[1]	Number of Detects	Detection Frequency	Minimum Detect	Maximum Detect	Median Value	Mean of Detects	Standard Deviation
PCB Congeners	PCB-91	ng/kg_{lipid}	3	3	100%	232352.94	313333.33	259230.77	268000	41200
PCB Congeners	PCB-92	ng/kg_{lipid}	3	3	100%	384615.38	545833.33	411764.71	447000	86300
PCB Congeners	PCB-93/100	ng/kg_{lipid}	3	3	100%	52647.06	76083.33	59307.69	62700	12100
PCB Congeners	PCB-94	ng/kg_{lipid}	3	2	67%	8076.92	9250	8663.46	8660	829
PCB Congeners	PCB-95	ng/kg_{lipid}	3	3	100%	864705.88	1150000	915384.62	977000	152000
PCB Congeners	PCB-96	ng/kg_{lipid}	3	3	100%	3441.18	5616.67	4607.69	4560	1090
PCB Congeners	PCB-98/102	ng/kg_{lipid}	3	3	100%	10705.88	16083.33	13692.31	13500	2690
PCB Congeners	PCB-99	ng/kg_{lipid}	3	3	100%	1438461.54	2000000	1529411.76	1660000	301000
PCB Congeners	Total PCB Congeners (209)	ng/kg_{lipid}	3	3	100%	33200000	45300000	37700000	38700000	6120000
Pesticides	2,4'-DDD	pg/g_{lipid}	3	3	100%	75882.35	110769.23	104166.67	96900	18500
Pesticides	2,4'-DDE	pg/g_{lipid}	3	3	100%	260588.24	388333.33	279230.77	309000	69000
Pesticides	2,4'-DDT	pg/g_{lipid}	3	3	100%	1958.82	7584.62	3291.67	4280	2940
Pesticides	4,4'-DDD	pg/g_{lipid}	3	3	100%	752941.18	1169230.77	983333.33	969000	209000
Pesticides	4,4'-DDE	pg/g_{lipid}	3	3	100%	4211764.71	5738461.54	4608333.33	4850000	792000
Pesticides	4,4'-DDT	pg/g_{lipid}	3	3	100%	52823.53	176153.85	105000	111000	61900
Pesticides	Alpha BHC	pg/g_{lipid}	3	3	100%	1070.59	1361.54	1158.33	1200	149
Pesticides	Beta BHC	pg/g_{lipid}	3	2	67%	1029.41	1646.15	1337.78	1340	436
Pesticides	cis-Chlordane	pg/g_{lipid}	3	3	100%	163333.33	300769.23	185882.35	217000	73700
Pesticides	cis-Nonachlor	pg/g_{lipid}	3	3	100%	190833.33	356923.08	202941.18	250000	92600
Pesticides	Dieldrin	pg/g_{lipid}	3	3	100%	145294.12	213846.15	155000	171000	37100
Pesticides	Gamma BHC (Lindane)	pg/g_{lipid}	3	3	100%	682.35	861.54	765	770	89.7
Pesticides	Heptachlor	pg/g_{lipid}	3	1	33%	766.92	766.92	NA	NA	NA
Pesticides	Heptachlor epoxide	pg/g_{lipid}	3	3	100%	19166.67	39923.08	22352.94	27100	11200
Pesticides	Hexachlorobenzene	pg/g_{lipid}	3	3	100%	24333.33	57846.15	34117.65	38800	17200
Pesticides	Mirex	pg/g_{lipid}	3	3	100%	6425	8235.29	7846.15	7500	953
Pesticides	Oxychlordane	pg/g_{lipid}	3	3	100%	102941.18	198461.54	121666.67	141000	50600
Pesticides	Trans-chlordane	pg/g_{lipid}	3	3	100%	43000	70076.92	53294.12	55500	13700
Pesticides	Trans-heptachlor epoxide	pg/g_{lipid}	3	3	100%	30941.18	99230.77	54083.33	61400	34700
Pesticides	Trans-nonachlor	pg/g_{lipid}	3	3	100%	496666.67	938461.54	508235.29	648000	252000
Pesticides	Total Alpha + Gamma Chlordane	pg/g_{lipid}	3	3	100%	206000	371000	239000	272000	87300
Pesticides	Total DDT (2,4)	pg/g_{lipid}	3	3	100%	338000	496000	398000	411000	79800
Pesticides	Total DDT (4,4)	pg/g_{lipid}	3	3	100%	5020000	7080000	5700000	5930000	1050000
Pesticides	Total DDT (2,4 & 4,4)	pg/g_{lipid}	3	3	100%	5360000	7480000	6190000	6340000	1070000
Semivolatiles	Benzaldehyde	ug/kg_{lipid}	3	1	33%	73333.33	73333.33	NA	NA	NA
Semivolatiles	Benzo(a)anthracene	ug/kg_{lipid}	3	1	33%	223.08	223.08	NA	NA	NA
Semivolatiles	Benzo(a)pyrene	ug/kg_{lipid}	3	1	33%	276.92	276.92	NA	NA	NA
Semivolatiles	Benzo(b)fluoranthene	ug/kg_{lipid}	3	1	33%	200	200	NA	NA	NA
Semivolatiles	Benzo(g,h,i)perylene	ug/kg_{lipid}	3	1	33%	269.23	269.23	NA	NA	NA
Semivolatiles	Benzo(j)+(k)fluoranthene	ug/kg_{lipid}	3	1	33%	292.31	292.31	NA	NA	NA
Semivolatiles	Chrysene	ug/kg_{lipid}	3	1	33%	246.15	246.15	NA	NA	NA
Semivolatiles	Fluoranthene	ug/kg_{lipid}	3	1	33%	258.33	258.33	NA	NA	NA
Semivolatiles	Pyrene	ug/kg_{lipid}	3	1	33%	233.33	233.33	NA	NA	NA
Semivolatiles	Total HMW PAHs	ug/kg_{lipid}	3	2	67%	492	1510	1001	1000	720
Semivolatiles	Total PAHs	ug/kg_{lipid}	3	2	67%	492	1510	1001	1000	720
SOUTH ZONE										
Aroclor PCBs	Aroclor 1248	ug/kg_{lipid}	3	1	33%	33125	33125	NA	NA	NA
Aroclor PCBs	Aroclor 1254	ug/kg_{lipid}	3	3	100%	24615.38	41764.71	38125	34800	9040
Aroclor PCBs	Total Aroclor PCBs (Sum Of 7 Aroclors)	ug/kg_{lipid}	3	3	100%	24600	71300	41800	45900	23600
Aroclor PCBs	Total Aroclor PCBs (Sum Of 9 Aroclors)	ug/kg_{lipid}	3	3	100%	24600	71300	41800	45900	23600
Butyltins	Tributyltin	ug/kg_{lipid}	3	1	33%	192.31	192.31	NA	NA	NA
Dioxins/Furans	1,2,3,4,6,7,8-HpCDD	ng/kg_{lipid}	3	3	100%	12.31	21.25	14.18	15.9	4.72
Dioxins/Furans	1,2,3,4,6,7,8-HpCDF	ng/kg_{lipid}	3	3	100%	68.75	101.18	69.23	79.7	18.6
Dioxins/Furans	1,2,3,4,7,8,9-HpCDF	ng/kg_{lipid}	3	2	67%	10.63	17	13.815	13.8	4.5
Dioxins/Furans	1,2,3,4,7,8-HxCDD	ng/kg_{lipid}	3	1	33%	4.97	4.97	NA	NA	NA
Dioxins/Furans	1,2,3,4,7,8-HxCDF	ng/kg_{lipid}	3	3	100%	5.15	6.88	6.59	6.21	0.927
Dioxins/Furans	1,2,3,6,7,8-HxCDD	ng/kg_{lipid}	3	2	67%	3.42	3.74	3.58	3.58	0.226
Dioxins/Furans	1,2,3,6,7,8-HxCDF	ng/kg_{lipid}	3	3	100%	28.69	44.24	38.75	37.2	7.89
Dioxins/Furans	1,2,3,7,8,9-HxCDD	ng/kg_{lipid}	3	3	100%	2.72	6.47	4.42	4.54	1.88

Table 3-20
Statistical Summary of Detected Analytes by Zone - Atlantic Silverside (Whole Body) - Lipid Normalized

Parameter Group	Analyte	Units	Number of Valid Results[1]	Number of Detects	Detection Frequency	Minimum Detect	Maximum Detect	Median Value	Mean of Detects	Standard Deviation
Dioxins/Furans	1,2,3,7,8,9-HxCDF	ng/kg_{lipid}	3	3	100%	5.14	7.56	6.18	6.29	1.21
Dioxins/Furans	1,2,3,7,8-PCDD	ng/kg_{lipid}	3	2	67%	13.15	49.44	31.295	31.3	25.7
Dioxins/Furans	1,2,3,7,8-PCDF	ng/kg_{lipid}	3	2	67%	47.13	50.08	48.605	48.6	2.09
Dioxins/Furans	2,3,4,6,7,8-HxCDF	ng/kg_{lipid}	3	1	33%	2.76	2.76	NA	NA	NA
Dioxins/Furans	2,3,4,7,8-PCDF	ng/kg_{lipid}	3	2	67%	12.69	67.06	39.875	39.9	38.4
Dioxins/Furans	2,3,7,8-TCDD	ng/kg_{lipid}	3	3	100%	347.65	567.69	433.75	450	111
Dioxins/Furans	2,3,7,8-TCDF	ng/kg_{lipid}	3	3	100%	246.47	301.54	299.38	282	31.2
Dioxins/Furans	OCDD	ng/kg_{lipid}	3	3	100%	93.08	151.88	108.82	118	30.4
Dioxins/Furans	OCDF	ng/kg_{lipid}	3	3	100%	11.06	14.13	13.54	12.9	1.63
PCB Congeners	PCB-1	ng/kg_{lipid}	3	2	67%	2623.53	5612.5	4118.015	4120	2110
PCB Congeners	PCB-10	ng/kg_{lipid}	3	3	100%	3676.47	3946.15	3912.5	3850	147
PCB Congeners	PCB-103	ng/kg_{lipid}	3	3	100%	32461.54	41812.5	41764.71	38700	5390
PCB Congeners	PCB-104	ng/kg_{lipid}	3	3	100%	1705.88	2206.25	1915.38	1940	251
PCB Congeners	PCB-105	ng/kg_{lipid}	3	3	100%	736153.85	1617647.06	1412500	1260000	461000
PCB Congeners	PCB-107	ng/kg_{lipid}	3	3	100%	206153.85	313529.41	301875	274000	58900
PCB Congeners	PCB-108/124	ng/kg_{lipid}	3	3	100%	64000	113529.41	112500	96700	28300
PCB Congeners	PCB-11	ng/kg_{lipid}	3	2	67%	3700	3825	3762.5	3760	88.4
PCB Congeners	PCB-110/115	ng/kg_{lipid}	3	3	100%	2046153.85	4258823.53	3431250	3250000	1120000
PCB Congeners	PCB-111	ng/kg_{lipid}	3	3	100%	3206.25	3584.62	3305.88	3370	196
PCB Congeners	PCB-112	ng/kg_{lipid}	3	2	67%	12529.41	12812.5	12670.955	12700	200
PCB Congeners	PCB-114	ng/kg_{lipid}	3	3	100%	60538.46	124705.88	118750	101000	35500
PCB Congeners	PCB-118	ng/kg_{lipid}	3	3	100%	2676923.08	4282352.94	3987500	3650000	855000
PCB Congeners	PCB-12/13	ng/kg_{lipid}	3	2	67%	1250	1505.88	1377.94	1380	181
PCB Congeners	PCB-120	ng/kg_{lipid}	3	3	100%	16846.15	17352.94	16937.5	17000	270
PCB Congeners	PCB-121	ng/kg_{lipid}	3	2	67%	1311.76	1312.5	1312.13	1310	0.523
PCB Congeners	PCB-122	ng/kg_{lipid}	3	3	100%	2930.77	9705.88	8437.5	7020	3600
PCB Congeners	PCB-123	ng/kg_{lipid}	3	3	100%	47692.31	102352.94	96875	82300	30100
PCB Congeners	PCB-126	ng/kg_{lipid}	3	3	100%	4900	8250	8235.29	7130	1930
PCB Congeners	PCB-127	ng/kg_{lipid}	3	3	100%	2038.46	3335.29	2831.25	2740	654
PCB Congeners	PCB-128/166	ng/kg_{lipid}	3	3	100%	288461.54	367058.82	365625	340000	45000
PCB Congeners	PCB-129/138/163	ng/kg_{lipid}	3	3	100%	2676923.08	2975000	2952941.18	2870000	166000
PCB Congeners	PCB-130	ng/kg_{lipid}	3	3	100%	144615.38	171875	164705.88	160000	14100
PCB Congeners	PCB-131	ng/kg_{lipid}	3	3	100%	8846.15	15294.12	13562.5	12600	3340
PCB Congeners	PCB-132	ng/kg_{lipid}	3	3	100%	392307.69	530000	475625	466000	69400
PCB Congeners	PCB-133	ng/kg_{lipid}	3	3	100%	52692.31	55529.41	55375	54500	1600
PCB Congeners	PCB-134	ng/kg_{lipid}	3	3	100%	53538.46	77647.06	67500	66200	12100
PCB Congeners	PCB-135/151	ng/kg_{lipid}	3	3	100%	670000	752941.18	731250	718000	43000
PCB Congeners	PCB-136	ng/kg_{lipid}	3	3	100%	86923.08	134705.88	113750	112000	24000
PCB Congeners	PCB-137	ng/kg_{lipid}	3	3	100%	114615.38	150625	144117.65	136000	19200
PCB Congeners	PCB-139/140	ng/kg_{lipid}	3	3	100%	37153.85	43750	43470.59	41500	3730
PCB Congeners	PCB-141	ng/kg_{lipid}	3	3	100%	274615.38	365294.12	360000	333000	50900
PCB Congeners	PCB-143	ng/kg_{lipid}	3	2	67%	3512.5	3882.35	3697.425	3700	262
PCB Congeners	PCB-144	ng/kg_{lipid}	3	3	100%	81538.46	101250	90588.24	91100	9870
PCB Congeners	PCB-145	ng/kg_{lipid}	3	3	100%	403.85	712.5	676.47	598	169
PCB Congeners	PCB-146	ng/kg_{lipid}	2	2	67%	449375	463076.92	456225.96	456000	9690
PCB Congeners	PCB-147/149	ng/kg_{lipid}	3	3	100%	1238461.54	1417647.06	1337500	1330000	89800
PCB Congeners	PCB-148	ng/kg_{lipid}	3	3	100%	6588.24	7923.08	7062.5	7190	677
PCB Congeners	PCB-15	ng/kg_{lipid}	3	3	100%	3112.5	11000	5752.94	6620	4010
PCB Congeners	PCB-150	ng/kg_{lipid}	3	3	100%	5300	5768.75	5307.69	5460	268
PCB Congeners	PCB-152	ng/kg_{lipid}	3	3	100%	815.38	1181.25	1135.29	1040	199
PCB Congeners	PCB-153/168	ng/kg_{lipid}	3	3	100%	2643750	2892307.69	2735294.12	2760000	126000
PCB Congeners	PCB-154	ng/kg_{lipid}	3	3	100%	54187.5	63461.54	56294.12	58000	4860
PCB Congeners	PCB-155	ng/kg_{lipid}	3	3	100%	10470.59	14692.31	14000	13100	2260
PCB Congeners	PCB-156/157	ng/kg_{lipid}	3	3	100%	220769.23	291764.71	288125	267000	40000
PCB Congeners	PCB-158	ng/kg_{lipid}	3	3	100%	216153.85	260625	247058.82	241000	22800
PCB Congeners	PCB-159	ng/kg_{lipid}	3	2	67%	467.5	664.71	566.105	566	139
PCB Congeners	PCB-16	ng/kg_{lipid}	3	3	100%	58846.15	71176.47	69375	66500	6660
PCB Congeners	PCB-160	ng/kg_{lipid}	3	2	67%	1970.59	2012.5	1991.545	1990	29.6

Table 3-20
Statistical Summary of Detected Analytes by Zone - Atlantic Silverside (Whole Body) - Lipid Normalized

Parameter Group	Analyte	Units	Number of Valid Results[1]	Number of Detects	Detection Frequency	Minimum Detect	Maximum Detect	Median Value	Mean of Detects	Standard Deviation
PCB Congeners	PCB-164	ng/kg_{lipid}	3	3	100%	109230.77	127500	121764.71	119000	9340
PCB Congeners	PCB-165	ng/kg_{lipid}	2	2	67%	2275	2446.15	2360.575	2360	121
PCB Congeners	PCB-167	ng/kg_{lipid}	3	3	100%	93846.15	110000	109375	104000	9150
PCB Congeners	PCB-17	ng/kg_{lipid}	3	3	100%	136923.08	201875	178823.53	173000	32900
PCB Congeners	PCB-170	ng/kg_{lipid}	3	3	100%	345384.62	444705.88	398750	396000	49700
PCB Congeners	PCB-171/173	ng/kg_{lipid}	2	2	67%	116875	119230.77	118052.885	118000	1670
PCB Congeners	PCB-172	ng/kg_{lipid}	3	3	100%	76076.92	90000	76875	81000	7820
PCB Congeners	PCB-174	ng/kg_{lipid}	2	2	67%	223076.92	231250	227163.46	227000	5780
PCB Congeners	PCB-175	ng/kg_{lipid}	2	2	67%	21875	24692.31	23283.655	23300	1990
PCB Congeners	PCB-176	ng/kg_{lipid}	3	3	100%	35375	41411.76	36461.54	37700	3220
PCB Congeners	PCB-178	ng/kg_{lipid}	3	3	100%	135000	162352.94	153076.92	150000	13900
PCB Congeners	PCB-179	ng/kg_{lipid}	3	3	100%	123750	150588.24	131538.46	135000	13800
PCB Congeners	PCB-18/30	ng/kg_{lipid}	3	3	100%	190000	298125	291764.71	260000	60700
PCB Congeners	PCB-180/193	ng/kg_{lipid}	3	3	100%	1046153.85	1252941.18	1087500	1130000	109000
PCB Congeners	PCB-182	ng/kg_{lipid}	2	2	67%	3268.75	3915.38	3592.065	3590	457
PCB Congeners	PCB-183/185	ng/kg_{lipid}	2	2	67%	322500	370000	346250	346000	33600
PCB Congeners	PCB-184	ng/kg_{lipid}	3	3	100%	988.24	1992.31	1243.75	1410	522
PCB Congeners	PCB-186	ng/kg_{lipid}	3	1	33%	133.85	133.85	NA	NA	NA
PCB Congeners	PCB-187	ng/kg_{lipid}	2	2	67%	856250	946153.85	901201.925	901000	63600
PCB Congeners	PCB-188	ng/kg_{lipid}	3	3	100%	3381.25	3976.47	3969.23	3780	342
PCB Congeners	PCB-189	ng/kg_{lipid}	3	3	100%	12615.38	14647.06	13000	13400	1080
PCB Congeners	PCB-19	ng/kg_{lipid}	3	3	100%	35153.85	40937.5	38764.71	38300	2920
PCB Congeners	PCB-190	ng/kg_{lipid}	3	3	100%	80769.23	99411.76	90625	90300	9330
PCB Congeners	PCB-191	ng/kg_{lipid}	3	3	100%	17923.08	21588.24	19125	19500	1870
PCB Congeners	PCB-192	ng/kg_{lipid}	3	1	33%	170	170	NA	NA	NA
PCB Congeners	PCB-194	ng/kg_{lipid}	3	3	100%	133846.15	171176.47	146250	150000	19000
PCB Congeners	PCB-195	ng/kg_{lipid}	3	3	100%	50687.5	56470.59	53769.23	53600	2890
PCB Congeners	PCB-196	ng/kg_{lipid}	3	3	100%	97500	113529.41	106153.85	106000	8020
PCB Congeners	PCB-197/200	ng/kg_{lipid}	3	3	100%	19937.5	24230.77	21000	21700	2240
PCB Congeners	PCB-198/199	ng/kg_{lipid}	3	3	100%	238125	275294.12	263846.15	259000	19000
PCB Congeners	PCB-20/28	ng/kg_{lipid}	3	3	100%	683846.15	1287500	1129411.76	1030000	313000
PCB Congeners	PCB-201	ng/kg_{lipid}	3	3	100%	27062.5	40153.85	27764.71	31700	7360
PCB Congeners	PCB-202	ng/kg_{lipid}	3	3	100%	84375	102307.69	91764.71	92800	9010
PCB Congeners	PCB-203	ng/kg_{lipid}	3	3	100%	149375	171176.47	170000	164000	12300
PCB Congeners	PCB-205	ng/kg_{lipid}	3	3	100%	7000	7769.23	7588.24	7450	402
PCB Congeners	PCB-206	ng/kg_{lipid}	3	3	100%	88750	110000	94117.65	97600	11100
PCB Congeners	PCB-207	ng/kg_{lipid}	3	3	100%	7058.82	14076.92	8937.5	10000	3630
PCB Congeners	PCB-208	ng/kg_{lipid}	3	3	100%	39062.5	45307.69	40235.29	41500	3320
PCB Congeners	PCB-209	ng/kg_{lipid}	3	3	100%	46187.5	51461.54	46529.41	48100	2950
PCB Congeners	PCB-21/33	ng/kg_{lipid}	3	3	100%	52461.54	73750	73529.41	66600	12200
PCB Congeners	PCB-22	ng/kg_{lipid}	3	3	100%	77692.31	146250	136470.59	120000	37100
PCB Congeners	PCB-23	ng/kg_{lipid}	3	3	100%	244.62	348.13	327.06	307	54.7
PCB Congeners	PCB-24	ng/kg_{lipid}	3	2	67%	2988.24	3550	3269.12	3270	397
PCB Congeners	PCB-25	ng/kg_{lipid}	3	3	100%	54307.69	108823.53	106250	89800	30800
PCB Congeners	PCB-26/29	ng/kg_{lipid}	3	3	100%	109230.77	228125	202941.18	180000	62700
PCB Congeners	PCB-27	ng/kg_{lipid}	3	3	100%	41076.92	56625	53235.29	50300	8180
PCB Congeners	PCB-3	ng/kg_{lipid}	3	1	33%	413.53	413.53	NA	NA	NA
PCB Congeners	PCB-31	ng/kg_{lipid}	3	3	100%	456153.85	881250	729411.76	689000	215000
PCB Congeners	PCB-32	ng/kg_{lipid}	3	3	100%	128461.54	211875	187058.82	176000	42800
PCB Congeners	PCB-34	ng/kg_{lipid}	3	3	100%	3369.23	4481.25	4000	3950	558
PCB Congeners	PCB-35	ng/kg_{lipid}	3	2	67%	302.35	313.75	308.05	308	8.06
PCB Congeners	PCB-37	ng/kg_{lipid}	3	3	100%	10076.92	19823.53	13250	14400	4970
PCB Congeners	PCB-38	ng/kg_{lipid}	3	3	100%	560.77	1458.82	1187.5	1070	461
PCB Congeners	PCB-39	ng/kg_{lipid}	3	3	100%	1853.85	3894.12	3450	3070	1070
PCB Congeners	PCB-4	ng/kg_{lipid}	3	3	100%	37647.06	72461.54	54937.5	55000	17400
PCB Congeners	PCB-40/71	ng/kg_{lipid}	3	3	100%	268461.54	700000	625000	531000	231000
PCB Congeners	PCB-41	ng/kg_{lipid}	3	3	100%	29692.31	62941.18	58937.5	50500	18200
PCB Congeners	PCB-42	ng/kg_{lipid}	3	3	100%	343846.15	743750	735294.12	608000	228000

Table 3-20
Statistical Summary of Detected Analytes by Zone - Atlantic Silverside (Whole Body) - Lipid Normalized

Parameter Group	Analyte	Units	Number of Valid Results[1]	Number of Detects	Detection Frequency	Minimum Detect	Maximum Detect	Median Value	Mean of Detects	Standard Deviation
PCB Congeners	PCB-43	ng/kg_{lipid}	3	3	100%	48538.46	80625	76470.59	68500	17400
PCB Congeners	PCB-44/47/65	ng/kg_{lipid}	3	3	100%	1407692.31	2888235.29	2806250	2370000	832000
PCB Congeners	PCB-45	ng/kg_{lipid}	3	3	100%	64230.77	202941.18	150000	139000	70000
PCB Congeners	PCB-46	ng/kg_{lipid}	3	3	100%	16846.15	37705.88	31250	28600	10700
PCB Congeners	PCB-48	ng/kg_{lipid}	3	3	100%	101538.46	220625	207647.06	177000	65300
PCB Congeners	PCB-49/69	ng/kg_{lipid}	3	3	100%	1269230.77	2450000	2282352.94	2000000	639000
PCB Congeners	PCB-5	ng/kg_{lipid}	3	2	67%	241.25	250	245.625	246	6.19
PCB Congeners	PCB-50/53	ng/kg_{lipid}	3	3	100%	133076.92	267647.06	238125	213000	70700
PCB Congeners	PCB-51	ng/kg_{lipid}	3	3	100%	69307.69	105625	100000	91600	19500
PCB Congeners	PCB-52	ng/kg_{lipid}	3	3	100%	1730769.23	3293750	3182352.94	2740000	872000
PCB Congeners	PCB-54	ng/kg_{lipid}	3	3	100%	4115.38	5600	4552.94	4760	763
PCB Congeners	PCB-55	ng/kg_{lipid}	3	3	100%	3723.08	14529.41	10687.5	9650	5480
PCB Congeners	PCB-56	ng/kg_{lipid}	3	3	100%	135384.62	434705.88	373125	314000	158000
PCB Congeners	PCB-57	ng/kg_{lipid}	3	3	100%	5630.77	9375	7470.59	7490	1870
PCB Congeners	PCB-58	ng/kg_{lipid}	3	3	100%	3615.38	7058.82	6937.5	5870	1950
PCB Congeners	PCB-6	ng/kg_{lipid}	3	2	67%	22705.88	26625	24665.44	24700	2770
PCB Congeners	PCB-60	ng/kg_{lipid}	3	3	100%	240769.23	817647.06	718750	592000	309000
PCB Congeners	PCB-61/70/74/76	ng/kg_{lipid}	3	3	100%	2569230.77	5187500	5000000	4250000	1460000
PCB Congeners	PCB-62/75	ng/kg_{lipid}	3	3	100%	126923.08	307058.82	274375	236000	96000
PCB Congeners	PCB-63	ng/kg_{lipid}	3	3	100%	83846.15	177647.06	173750	145000	53100
PCB Congeners	PCB-64	ng/kg_{lipid}	3	3	100%	597692.31	1847058.82	1481250	1310000	642000
PCB Congeners	PCB-66	ng/kg_{lipid}	3	3	100%	1838461.54	4417647.06	4193750	3480000	1430000
PCB Congeners	PCB-67	ng/kg_{lipid}	3	3	100%	16000	38058.82	36062.5	30000	12200
PCB Congeners	PCB-68	ng/kg_{lipid}	3	3	100%	20538.46	29250	25411.76	25100	4370
PCB Congeners	PCB-7	ng/kg_{lipid}	3	2	67%	937.5	1029.41	983.455	983	65
PCB Congeners	PCB-72	ng/kg_{lipid}	3	3	100%	32769.23	49000	44176.47	42000	8330
PCB Congeners	PCB-73	ng/kg_{lipid}	3	3	100%	5315.38	7352.94	5356.25	6010	1160
PCB Congeners	PCB-77	ng/kg_{lipid}	2	2	67%	50500	57941.18	54220.59	54200	5260
PCB Congeners	PCB-79	ng/kg_{lipid}	3	3	100%	11384.62	26588.24	21875	19900	7780
PCB Congeners	PCB-8	ng/kg_{lipid}	3	3	100%	31823.53	44187.5	41230.77	39100	6460
PCB Congeners	PCB-81	ng/kg_{lipid}	3	3	100%	2869.23	9235.29	8375	6830	3450
PCB Congeners	PCB-82	ng/kg_{lipid}	3	3	100%	137692.31	383529.41	321250	281000	128000
PCB Congeners	PCB-83	ng/kg_{lipid}	3	3	100%	96153.85	209411.76	170000	159000	57500
PCB Congeners	PCB-84	ng/kg_{lipid}	3	3	100%	141538.46	389411.76	293125	275000	125000
PCB Congeners	PCB-85/116/117	ng/kg_{lipid}	3	3	100%	501538.46	1123529.41	937500	854000	319000
PCB Congeners	PCB-86/87/97/109/119/125	ng/kg_{lipid}	3	3	100%	1161538.46	2476470.59	2118750	1920000	680000
PCB Congeners	PCB-88	ng/kg_{lipid}	3	2	67%	1568.75	2688.24	2128.495	2130	792
PCB Congeners	PCB-89	ng/kg_{lipid}	3	3	100%	9153.85	30470.59	24062.5	21200	10900
PCB Congeners	PCB-9	ng/kg_{lipid}	3	2	67%	1694.12	2218.75	1956.435	1960	371
PCB Congeners	PCB-90/101/113	ng/kg_{lipid}	3	3	100%	2600000	4352941.18	3731250	3560000	889000
PCB Congeners	PCB-91	ng/kg_{lipid}	3	3	100%	293846.15	658823.53	534375	496000	186000
PCB Congeners	PCB-92	ng/kg_{lipid}	3	3	100%	476153.85	764705.88	687500	643000	149000
PCB Congeners	PCB-93/100	ng/kg_{lipid}	3	3	100%	51769.23	70588.24	67500	63300	10100
PCB Congeners	PCB-94	ng/kg_{lipid}	3	3	100%	8769.23	17117.65	14750	13500	4300
PCB Congeners	PCB-95	ng/kg_{lipid}	1	1	33%	1723529.41	1723529.41	NA	NA	NA
PCB Congeners	PCB-96	ng/kg_{lipid}	3	3	100%	5323.08	16529.41	12187.5	11300	5650
PCB Congeners	PCB-98/102	ng/kg_{lipid}	3	3	100%	18846.15	55117.65	42187.5	38700	18400
PCB Congeners	PCB-99	ng/kg_{lipid}	3	3	100%	1753846.15	3094117.65	2681250	2510000	686000
PCB Congeners	Total PCB Congeners (209)	ng/kg_{lipid}	3	3	100%	41400000	67700000	63900000	57700000	14200000
Pesticides	2,4'-DDD	pg/g_{lipid}	3	3	100%	154615.38	343125	224705.88	241000	95300
Pesticides	2,4'-DDE	pg/g_{lipid}	3	3	100%	847058.82	1287500	1123076.92	1090000	223000
Pesticides	2,4'-DDT	pg/g_{lipid}	3	3	100%	5553.85	11529.41	10250	9110	3150
Pesticides	4,4'-DDD	pg/g_{lipid}	3	3	100%	2217647.06	3137500	2392307.69	2580000	489000
Pesticides	4,4'-DDE	pg/g_{lipid}	3	3	100%	7764705.88	13615384.62	11000000	10800000	2930000
Pesticides	4,4'-DDT	pg/g_{lipid}	3	3	100%	204117.65	374375	269230.77	283000	85900
Pesticides	Aldrin	pg/g_{lipid}	3	1	33%	223.08	223.08	NA	NA	NA
Pesticides	Alpha BHC	pg/g_{lipid}	3	2	67%	1618.75	1992.31	1805.53	1810	264
Pesticides	Beta BHC	pg/g_{lipid}	3	2	67%	876.47	2130.77	1503.62	1500	887

Table 3-20
Statistical Summary of Detected Analytes by Zone - Atlantic Silverside (Whole Body) - Lipid Normalized

Parameter Group	Analyte	Units	Number of Valid Results[1]	Number of Detects	Detection Frequency	Minimum Detect	Maximum Detect	Median Value	Mean of Detects	Standard Deviation
Pesticides	cis-Chlordane	pg/g_{lipid}	3	3	100%	105882.35	140000	116153.85	121000	17500
Pesticides	cis-Nonachlor	pg/g_{lipid}	3	3	100%	120000	223846.15	156875	167000	52600
Pesticides	Dieldrin	pg/g_{lipid}	3	3	100%	77058.82	131538.46	123750	111000	29500
Pesticides	Endosulfan sulfate	pg/g_{lipid}	3	1	33%	2294.12	2294.12	NA	NA	NA
Pesticides	Endrin ketone	pg/g_{lipid}	3	1	33%	3853.85	3853.85	NA	NA	NA
Pesticides	Gamma BHC (Lindane)	pg/g_{lipid}	3	3	100%	379.41	987.5	677.69	682	304
Pesticides	Heptachlor	pg/g_{lipid}	3	2	67%	535.38	756.25	645.815	646	156
Pesticides	Heptachlor epoxide	pg/g_{lipid}	3	3	100%	10941.18	16230.77	16000	14400	2990
Pesticides	Hexachlorobenzene	pg/g_{lipid}	3	3	100%	20588.24	32153.85	27875	26900	5850
Pesticides	Mirex	pg/g_{lipid}	3	3	100%	3041.18	5892.31	5712.5	4880	1600
Pesticides	Oxychlordane	pg/g_{lipid}	3	3	100%	62352.94	102307.69	96875	87200	21700
Pesticides	Trans-chlordane	pg/g_{lipid}	3	3	100%	32176.47	44250	34769.23	37100	6360
Pesticides	Trans-heptachlor epoxide	pg/g_{lipid}	3	3	100%	25705.88	64923.08	41937.5	44200	19700
Pesticides	Trans-nonachlor	pg/g_{lipid}	3	3	100%	310000	574615.38	385000	423000	136000
Pesticides	Total Alpha + Gamma Chlordane	pg/g_{lipid}	3	3	100%	138000	184000	151000	158000	23700
Pesticides	Total DDT (2,4)	pg/g_{lipid}	3	3	100%	1080000	1640000	1280000	1330000	284000
Pesticides	Total DDT (4,4)	pg/g_{lipid}	3	3	100%	10200000	16300000	14500000	13700000	3130000
Pesticides	Total DDT (2,4 & 4,4)	pg/g_{lipid}	3	3	100%	11300000	17600000	16200000	15000000	3310000
Semivolatiles	Perylene	ug/kg_{lipid}	3	1	33%	323.08	323.08	NA	NA	NA
Semivolatiles	Pyrene	ug/kg_{lipid}	3	1	33%	223.08	223.08	NA	NA	NA
Semivolatiles	Total HMW PAHs	ug/kg_{lipid}	3	1	33%	223	223	NA	NA	NA
Semivolatiles	Total PAHs	ug/kg_{lipid}	3	1	33%	223	223	NA	NA	NA

Footnotes:
[1]Valid results are results that were found to be valid as a result of data validation. Only valid data are used in statistical analyses. Additional details regarding rejected data are provided in Appendix E of this report.

Notes:
1. Only detected values were included in the calculation of totals.
2. Non-detect ("U" qualified) data were excluded from the statistical analysis.

DDD = dichlorodiphenyldichloroethane
DDE = dichlorodiphenyldichloroethylene
DDT = dichlorodiphenyltrichloroethane
HMW = high molecular weight
LMW = low molecular weight
PAH = polycyclic aromatic hydrocarbon
PCB = polychlorinated biphenyl
NA = not applicable

% = percent
mg/kg = milligrams per kilogram
ng/g = nanograms per gram
ng/kg = nanograms per kilogram
pg/g = picograms per gram
ug/kg = micrograms per kilogram

Table 3-21
Statistical Summary of Detected Analytes - Atlantic Menhaden (Whole Body) - Lipid Normalized

Parameter Group	Analyte	Units	Number of Valid Results[1]	Number of Detects	Detection Frequency	Minimum Detect	Maximum Detect	Median Value	Mean of Detects	Standard Deviation
Aroclor PCBs	Aroclor 1254	ug/kg_{lipid}	2	2	100%	4691	16131	10411	10400	8090
Aroclor PCBs	Aroclor 1262	ug/kg_{lipid}	2	2	100%	1099	4363	2731	2730	2310
Aroclor PCBs	Total Aroclor PCBs (Sum Of 7 Aroclors)	ug/kg_{lipid}	2	2	100%	4690	16115	10403	10400	8080
Aroclor PCBs	Total Aroclor PCBs (Sum Of 9 Aroclors)	ug/kg_{lipid}	2	2	100%	5790	20500	13145	13100	10400
Dioxins/Furans	1,2,3,4,6,7,8-HpCDD	ng/kg_{lipid}	2	2	100%	15.7	36.3	26.0	26	14.6
Dioxins/Furans	1,2,3,4,6,7,8-HpCDF	ng/kg_{lipid}	2	2	100%	30.6	116	73.5	73.5	60.6
Dioxins/Furans	1,2,3,4,7,8,9-HpCDF	ng/kg_{lipid}	2	2	100%	1.32	7.19	4.26	4.26	4.15
Dioxins/Furans	1,2,3,4,7,8-HxCDD	ng/kg_{lipid}	2	2	100%	2.69	4.00	3.35	3.35	0.926
Dioxins/Furans	1,2,3,4,7,8-HxCDF	ng/kg_{lipid}	2	2	100%	9.63	27.9	18.8	18.8	12.9
Dioxins/Furans	1,2,3,6,7,8-HxCDD	ng/kg_{lipid}	2	2	100%	12.8	15.2	14.0	14	1.69
Dioxins/Furans	1,2,3,6,7,8-HxCDF	ng/kg_{lipid}	2	2	100%	10.7	31.8	21.3	21.3	14.9
Dioxins/Furans	1,2,3,7,8,9-HxCDD	ng/kg_{lipid}	2	2	100%	5.74	6.77	6.25	6.25	0.725
Dioxins/Furans	1,2,3,7,8,9-HxCDF	ng/kg_{lipid}	2	2	100%	1.79	3.50	2.64	2.64	1.21
Dioxins/Furans	1,2,3,7,8-PCDD	ng/kg_{lipid}	2	2	100%	10.8	16.8	13.8	13.8	4.26
Dioxins/Furans	1,2,3,7,8-PCDF	ng/kg_{lipid}	2	2	100%	60.9	87.4	74.2	74.2	18.8
Dioxins/Furans	2,3,4,6,7,8-HxCDF	ng/kg_{lipid}	2	2	100%	4.84	6.05	5.44	5.44	0.852
Dioxins/Furans	2,3,4,7,8-PCDF	ng/kg_{lipid}	2	2	100%	35.1	56.9	46.0	46	15.4
Dioxins/Furans	2,3,7,8-TCDD	ng/kg_{lipid}	2	2	100%	48.4	278	163	163	163
Dioxins/Furans	2,3,7,8-TCDF	ng/kg_{lipid}	2	2	100%	84.2	103	93.4	93.4	13
Dioxins/Furans	OCDD	ng/kg_{lipid}	2	2	100%	57.8	211	135	135	109
Dioxins/Furans	OCDF	ng/kg_{lipid}	2	2	100%	9.17	49.8	29.5	29.5	28.8
PCB Congeners	PCB-10	ng/kg_{lipid}	2	2	100%	1568	5573	3571	3570	2830
PCB Congeners	PCB-103	ng/kg_{lipid}	2	2	100%	7049	23315	15182	15200	11500
PCB Congeners	PCB-104	ng/kg_{lipid}	2	2	100%	305	549	427	427	172
PCB Congeners	PCB-105	ng/kg_{lipid}	2	2	100%	85432	279405	182418	182000	137000
PCB Congeners	PCB-107	ng/kg_{lipid}	2	2	100%	32593	105000	68796	68800	51200
PCB Congeners	PCB-108/124	ng/kg_{lipid}	2	2	100%	9926	34304	22115	22100	17200
PCB Congeners	PCB-110/115	ng/kg_{lipid}	2	2	100%	362963	1274405	818684	819000	644000
PCB Congeners	PCB-111	ng/kg_{lipid}	2	2	100%	932	2446	1689	1690	1070
PCB Congeners	PCB-114	ng/kg_{lipid}	2	2	100%	5185	18137	11661	11700	9160
PCB Congeners	PCB-118	ng/kg_{lipid}	2	2	100%	341975	1092262	717119	717000	531000
PCB Congeners	PCB-120	ng/kg_{lipid}	2	2	100%	4457	12208	8333	8330	5480
PCB Congeners	PCB-121	ng/kg_{lipid}	2	2	100%	404	1079	741	741	478
PCB Congeners	PCB-122	ng/kg_{lipid}	2	2	100%	2593	6631	4612	4610	2860
PCB Congeners	PCB-123	ng/kg_{lipid}	2	2	100%	5000	17625	11313	11300	8930
PCB Congeners	PCB-126	ng/kg_{lipid}	2	2	100%	628	2277	1453	1450	1170
PCB Congeners	PCB-127	ng/kg_{lipid}	2	1	50%	3283	3283	NA	NA	NA
PCB Congeners	PCB-128/166	ng/kg_{lipid}	2	2	100%	46914	153095	100004	100000	75100
PCB Congeners	PCB-129/138/163	ng/kg_{lipid}	2	2	100%	435802	1504762	970282	970000	756000
PCB Congeners	PCB-130	ng/kg_{lipid}	2	2	100%	24691	86905	55798	55800	44000
PCB Congeners	PCB-131	ng/kg_{lipid}	2	2	100%	2580	9101	5841	5840	4610
PCB Congeners	PCB-132	ng/kg_{lipid}	2	2	100%	74321	277917	176119	176000	144000
PCB Congeners	PCB-133	ng/kg_{lipid}	2	2	100%	11519	37994	24756	24800	18700
PCB Congeners	PCB-134	ng/kg_{lipid}	2	2	100%	13210	49857	31534	31500	25900
PCB Congeners	PCB-135/151	ng/kg_{lipid}	2	2	100%	119630	428810	274220	274000	219000
PCB Congeners	PCB-136	ng/kg_{lipid}	2	2	100%	23704	86786	55245	55200	44600
PCB Congeners	PCB-137	ng/kg_{lipid}	2	2	100%	14074	50149	32111	32100	25500
PCB Congeners	PCB-139/140	ng/kg_{lipid}	2	2	100%	6938	22583	14761	14800	11100
PCB Congeners	PCB-141	ng/kg_{lipid}	2	2	100%	36543	153810	95176	95200	82900
PCB Congeners	PCB-144	ng/kg_{lipid}	2	2	100%	10630	41982	26306	26300	22200
PCB Congeners	PCB-145	ng/kg_{lipid}	2	1	50%	43.58	43.58	NA	NA	NA
PCB Congeners	PCB-146	ng/kg_{lipid}	2	2	100%	92593	318333	205463	205000	160000
PCB Congeners	PCB-147/149	ng/kg_{lipid}	2	2	100%	253086	896429	574757	575000	455000
PCB Congeners	PCB-148	ng/kg_{lipid}	2	2	100%	2642	7500	5071	5070	3440
PCB Congeners	PCB-15	ng/kg_{lipid}	2	2	100%	1951	9536	5743	5740	5360
PCB Congeners	PCB-150	ng/kg_{lipid}	2	2	100%	1728	5441	3585	3580	2630
PCB Congeners	PCB-152	ng/kg_{lipid}	2	2	100%	168	551	360	360	271
PCB Congeners	PCB-153/168	ng/kg_{lipid}	2	2	100%	504938	1757738	1131338	1130000	886000

Table 3-21
Statistical Summary of Detected Analytes - Atlantic Menhaden (Whole Body) - Lipid Normalized

Parameter Group	Analyte	Units	Number of Valid Results[1]	Number of Detects	Detection Frequency	Minimum Detect	Maximum Detect	Median Value	Mean of Detects	Standard Deviation
PCB Congeners	PCB-154	ng/kg_{lipid}	2	2	100%	17407	50917	34162	34200	23700
PCB Congeners	PCB-155	ng/kg_{lipid}	2	2	100%	2370	8381	5376	5380	4250
PCB Congeners	PCB-156/157	ng/kg_{lipid}	2	2	100%	31111	110476	70794	70800	56100
PCB Congeners	PCB-158	ng/kg_{lipid}	2	2	100%	27778	95000	61389	61400	47500
PCB Congeners	PCB-16	ng/kg_{lipid}	2	2	100%	21728	76250	48989	49000	38600
PCB Congeners	PCB-164	ng/kg_{lipid}	2	2	100%	17654	70774	44214	44200	37600
PCB Congeners	PCB-165	ng/kg_{lipid}	2	2	100%	972	2408	1690	1690	1020
PCB Congeners	PCB-167	ng/kg_{lipid}	2	2	100%	13580	51399	32490	32500	26700
PCB Congeners	PCB-17	ng/kg_{lipid}	2	2	100%	41235	130238	85736	85700	62900
PCB Congeners	PCB-170	ng/kg_{lipid}	2	2	100%	55556	263452	159504	160000	147000
PCB Congeners	PCB-171/173	ng/kg_{lipid}	2	2	100%	20000	82619	51310	51300	44300
PCB Congeners	PCB-172	ng/kg_{lipid}	2	2	100%	12840	61786	37313	37300	34600
PCB Congeners	PCB-174	ng/kg_{lipid}	2	2	100%	42593	210119	126356	126000	118000
PCB Congeners	PCB-175	ng/kg_{lipid}	2	2	100%	4630	18310	11470	11500	9670
PCB Congeners	PCB-176	ng/kg_{lipid}	2	2	100%	6370	28387	17379	17400	15600
PCB Congeners	PCB-178	ng/kg_{lipid}	2	2	100%	31852	127381	79616	79600	67500
PCB Congeners	PCB-179	ng/kg_{lipid}	2	2	100%	29630	126667	78148	78100	68600
PCB Congeners	PCB-18/30	ng/kg_{lipid}	2	2	100%	61605	202321	131963	132000	99500
PCB Congeners	PCB-180/193	ng/kg_{lipid}	2	2	100%	162963	785119	474041	474000	440000
PCB Congeners	PCB-181	ng/kg_{lipid}	2	2	100%	647	1738	1192	1190	771
PCB Congeners	PCB-182	ng/kg_{lipid}	2	2	100%	1086	4082	2584	2580	2120
PCB Congeners	PCB-183/185	ng/kg_{lipid}	2	2	100%	61358	267381	164369	164000	146000
PCB Congeners	PCB-184	ng/kg_{lipid}	2	2	100%	604	2205	1404	1400	1130
PCB Congeners	PCB-187	ng/kg_{lipid}	2	2	100%	187654	775000	481327	481000	415000
PCB Congeners	PCB-188	ng/kg_{lipid}	2	2	100%	2148	6054	4101	4100	2760
PCB Congeners	PCB-189	ng/kg_{lipid}	2	2	100%	2432	10446	6439	6440	5670
PCB Congeners	PCB-19	ng/kg_{lipid}	2	2	100%	11617	35607	23612	23600	17000
PCB Congeners	PCB-190	ng/kg_{lipid}	2	2	100%	11926	54911	33418	33400	30400
PCB Congeners	PCB-191	ng/kg_{lipid}	2	2	100%	2568	10506	6537	6540	5610
PCB Congeners	PCB-194	ng/kg_{lipid}	2	2	100%	33704	144940	89322	89300	78700
PCB Congeners	PCB-195	ng/kg_{lipid}	2	2	100%	10617	54732	32675	32700	31200
PCB Congeners	PCB-196	ng/kg_{lipid}	2	2	100%	22840	103095	62967	63000	56700
PCB Congeners	PCB-197/200	ng/kg_{lipid}	2	2	100%	5407	24179	14793	14800	13300
PCB Congeners	PCB-198/199	ng/kg_{lipid}	2	2	100%	61481	291190	176336	176000	162000
PCB Congeners	PCB-20/28	ng/kg_{lipid}	2	2	100%	170370	545774	358072	358000	265000
PCB Congeners	PCB-201	ng/kg_{lipid}	2	2	100%	10420	43500	26960	27000	23400
PCB Congeners	PCB-202	ng/kg_{lipid}	2	2	100%	29506	124881	77194	77200	67400
PCB Congeners	PCB-203	ng/kg_{lipid}	2	2	100%	35062	170417	102739	103000	95700
PCB Congeners	PCB-204	ng/kg_{lipid}	2	2	100%	109	347	228	228	168
PCB Congeners	PCB-205	ng/kg_{lipid}	2	2	100%	1716	8202	4959	4960	4590
PCB Congeners	PCB-206	ng/kg_{lipid}	2	2	100%	46790	194464	120627	121000	104000
PCB Congeners	PCB-207	ng/kg_{lipid}	2	2	100%	5617	22089	13853	13900	11600
PCB Congeners	PCB-208	ng/kg_{lipid}	2	2	100%	21481	89583	55532	55500	48200
PCB Congeners	PCB-209	ng/kg_{lipid}	2	2	100%	35556	147143	91349	91300	78900
PCB Congeners	PCB-21/33	ng/kg_{lipid}	2	2	100%	17407	56893	37150	37200	27900
PCB Congeners	PCB-22	ng/kg_{lipid}	2	2	100%	28642	94286	61464	61500	46400
PCB Congeners	PCB-23	ng/kg_{lipid}	2	2	100%	69.6	217	143	143	104
PCB Congeners	PCB-25	ng/kg_{lipid}	2	2	100%	16667	53470	35068	35100	26000
PCB Congeners	PCB-26/29	ng/kg_{lipid}	2	2	100%	29630	93393	61511	61500	45100
PCB Congeners	PCB-27	ng/kg_{lipid}	2	2	100%	12716	34530	23623	23600	15400
PCB Congeners	PCB-31	ng/kg_{lipid}	2	2	100%	108765	357143	232954	233000	176000
PCB Congeners	PCB-32	ng/kg_{lipid}	2	2	100%	29753	99821	64787	64800	49500
PCB Congeners	PCB-34	ng/kg_{lipid}	2	2	100%	1037	3753	2395	2400	1920
PCB Congeners	PCB-37	ng/kg_{lipid}	2	2	100%	5877	21435	13656	13700	11000
PCB Congeners	PCB-38	ng/kg_{lipid}	2	2	100%	149	479	314	314	233
PCB Congeners	PCB-39	ng/kg_{lipid}	2	2	100%	628	2489	1559	1560	1320
PCB Congeners	PCB-4	ng/kg_{lipid}	2	2	100%	11877	42881	27379	27400	21900
PCB Congeners	PCB-40/71	ng/kg_{lipid}	2	2	100%	103704	389702	246703	247000	202000

Table 3-21
Statistical Summary of Detected Analytes - Atlantic Menhaden (Whole Body) - Lipid Normalized

Parameter Group	Analyte	Units	Number of Valid Results[1]	Number of Detects	Detection Frequency	Minimum Detect	Maximum Detect	Median Value	Mean of Detects	Standard Deviation
PCB Congeners	PCB-42	ng/kg_{lipid}	2	2	100%	73457	306964	190211	190000	165000
PCB Congeners	PCB-43	ng/kg_{lipid}	2	2	100%	8605	33381	20993	21000	17500
PCB Congeners	PCB-44/47/65	ng/kg_{lipid}	2	2	100%	280247	1023214	651731	652000	525000
PCB Congeners	PCB-45	ng/kg_{lipid}	2	2	100%	18148	65536	41842	41800	33500
PCB Congeners	PCB-46	ng/kg_{lipid}	2	2	100%	7728	25060	16394	16400	12300
PCB Congeners	PCB-48	ng/kg_{lipid}	2	2	100%	31605	112917	72261	72300	57500
PCB Congeners	PCB-49/69	ng/kg_{lipid}	2	2	100%	246914	887500	567207	567000	453000
PCB Congeners	PCB-50/53	ng/kg_{lipid}	2	2	100%	34321	105833	70077	70100	50600
PCB Congeners	PCB-51	ng/kg_{lipid}	2	2	100%	15185	48030	31607	31600	23200
PCB Congeners	PCB-52	ng/kg_{lipid}	2	2	100%	325926	1183929	754927	755000	607000
PCB Congeners	PCB-54	ng/kg_{lipid}	2	2	100%	881	2493	1687	1690	1140
PCB Congeners	PCB-55	ng/kg_{lipid}	2	1	50%	1346	1346	NA	NA	NA
PCB Congeners	PCB-56	ng/kg_{lipid}	2	2	100%	73827	237440	155634	156000	116000
PCB Congeners	PCB-57	ng/kg_{lipid}	2	2	100%	1420	4926	3173	3170	2480
PCB Congeners	PCB-58	ng/kg_{lipid}	2	2	100%	1543	6810	4176	4180	3720
PCB Congeners	PCB-60	ng/kg_{lipid}	2	2	100%	24938	84821	54880	54900	42300
PCB Congeners	PCB-61/70/74/76	ng/kg_{lipid}	2	2	100%	351852	1282143	816997	817000	658000
PCB Congeners	PCB-62/75	ng/kg_{lipid}	2	2	100%	22963	80774	51868	51900	40900
PCB Congeners	PCB-63	ng/kg_{lipid}	2	2	100%	11519	43375	27447	27400	22500
PCB Congeners	PCB-64	ng/kg_{lipid}	2	2	100%	98395	411607	255001	255000	221000
PCB Congeners	PCB-66	ng/kg_{lipid}	2	2	100%	237037	886905	561971	562000	460000
PCB Congeners	PCB-67	ng/kg_{lipid}	2	2	100%	5728	17024	11376	11400	7990
PCB Congeners	PCB-68	ng/kg_{lipid}	2	2	100%	4568	15369	9968	9970	7640
PCB Congeners	PCB-72	ng/kg_{lipid}	2	2	100%	6543	23327	14935	14900	11900
PCB Congeners	PCB-77	ng/kg_{lipid}	2	2	100%	11679	22625	17152	17200	7740
PCB Congeners	PCB-79	ng/kg_{lipid}	2	2	100%	2864	10196	6530	6530	5180
PCB Congeners	PCB-8	ng/kg_{lipid}	2	2	100%	6444	20815	13630	13600	10200
PCB Congeners	PCB-80	ng/kg_{lipid}	2	2	100%	94	115	104	104	15
PCB Congeners	PCB-81	ng/kg_{lipid}	2	2	100%	373	968	670	670	421
PCB Congeners	PCB-82	ng/kg_{lipid}	2	2	100%	25802	92381	59092	59100	47100
PCB Congeners	PCB-83	ng/kg_{lipid}	2	2	100%	16543	64054	40298	40300	33600
PCB Congeners	PCB-84	ng/kg_{lipid}	2	2	100%	53457	194702	124080	124000	99900
PCB Congeners	PCB-85/116/117	ng/kg_{lipid}	2	2	100%	66296	222202	144249	144000	110000
PCB Congeners	PCB-86/87/97/109/119/125	ng/kg_{lipid}	2	2	100%	190123	661905	426014	426000	334000
PCB Congeners	PCB-89	ng/kg_{lipid}	2	2	100%	1889	6079	3984	3980	2960
PCB Congeners	PCB-90/101/113	ng/kg_{lipid}	2	2	100%	404938	1320238	862588	863000	647000
PCB Congeners	PCB-91	ng/kg_{lipid}	2	2	100%	62716	225655	144185	144000	115000
PCB Congeners	PCB-92	ng/kg_{lipid}	2	2	100%	80864	270179	175521	176000	134000
PCB Congeners	PCB-93/100	ng/kg_{lipid}	2	2	100%	9420	33899	21659	21700	17300
PCB Congeners	PCB-94	ng/kg_{lipid}	2	2	100%	2086	7494	4790	4790	3820
PCB Congeners	PCB-95	ng/kg_{lipid}	2	2	100%	204938	533333	369136	369000	232000
PCB Congeners	PCB-96	ng/kg_{lipid}	2	2	100%	1309	3974	2641	2640	1880
PCB Congeners	PCB-98/102	ng/kg_{lipid}	2	2	100%	8889	24548	16718	16700	11100
PCB Congeners	PCB-99	ng/kg_{lipid}	2	2	100%	297531	910714	604123	604000	434000
PCB Congeners	Total PCB Congeners (209)	ng/kg_{lipid}	2	2	100%	7610000	27200000	17405000	17400000	13900000
Pesticides	2,4'-DDD	pg/g_{lipid}	2	2	100%	511111	1139881	825496	825000	445000
Pesticides	2,4'-DDE	pg/g_{lipid}	2	2	100%	345679	550833	448256	448000	145000
Pesticides	2,4'-DDT	pg/g_{lipid}	2	2	100%	17407	32994	25201	25200	11000
Pesticides	4,4'-DDD	pg/g_{lipid}	2	2	100%	1333333	3481548	2407440	2410000	1520000
Pesticides	4,4'-DDE	pg/g_{lipid}	2	2	100%	1481481	3019643	2250562	2250000	1090000
Pesticides	4,4'-DDT	pg/g_{lipid}	2	2	100%	84444	101607	93026	93000	12100
Pesticides	Aldrin	pg/g_{lipid}	2	2	100%	1196	1910	1553	1550	505
Pesticides	Alpha BHC	pg/g_{lipid}	2	2	100%	1358	2608	1983	1980	884
Pesticides	Beta BHC	pg/g_{lipid}	2	2	100%	1827	3950	2889	2890	1500
Pesticides	cis-Chlordane	pg/g_{lipid}	2	2	100%	145679	312083	228881	229000	118000
Pesticides	cis-Nonachlor	pg/g_{lipid}	2	2	100%	60494	163929	112211	112000	73100
Pesticides	Dieldrin	pg/g_{lipid}	2	2	100%	105556	191667	148611	149000	60900
Pesticides	Endosulfan sulfate	pg/g_{lipid}	2	1	50%	4358	4358	NA	NA	NA

Table 3-21
Statistical Summary of Detected Analytes - Atlantic Menhaden (Whole Body) - Lipid Normalized

Parameter Group	Analyte	Units	Number of Valid Results[1]	Number of Detects	Detection Frequency	Minimum Detect	Maximum Detect	Median Value	Mean of Detects	Standard Deviation
Pesticides	Endrin	pg/g_{lipid}	2	1	50%	929	929	NA	NA	NA
Pesticides	Endrin ketone	pg/g_{lipid}	2	1	50%	3167	3167	NA	NA	NA
Pesticides	Gamma BHC (Lindane)	pg/g_{lipid}	2	2	100%	781	1520	1151	1150	522
Pesticides	Heptachlor	pg/g_{lipid}	2	1	50%	469	469	NA	NA	NA
Pesticides	Heptachlor epoxide	pg/g_{lipid}	2	2	100%	17778	48125	32951	33000	21500
Pesticides	Hexachlorobenzene	pg/g_{lipid}	2	2	100%	16790	34619	25705	25700	12600
Pesticides	Mirex	pg/g_{lipid}	1	1	50%	4284	4284	NA	NA	NA
Pesticides	Oxychlordane	pg/g_{lipid}	2	2	100%	27160	32446	29803	29800	3740
Pesticides	Total Alpha + Gamma Chlordane	pg/g_{lipid}	2	2	100%	194000	466000	330000	330000	192000
Pesticides	Total DDT (2,4 & 4,4)	pg/g_{lipid}	2	2	100%	3770000	8320000	6045000	6050000	3220000
Pesticides	Total DDT (2,4)	pg/g_{lipid}	2	2	100%	874000	1725000	1299500	1300000	602000
Pesticides	Total DDT (4,4)	pg/g_{lipid}	2	2	100%	2900000	6600000	4750000	4750000	2620000
Pesticides	Trans-chlordane	pg/g_{lipid}	2	2	100%	47901	154048	100974	101000	75100
Pesticides	Trans-heptachlor epoxide	pg/g_{lipid}	2	2	100%	22593	24661	23627	23600	1460
Pesticides	Trans-nonachlor	pg/g_{lipid}	2	2	100%	170370	357976	264173	264000	133000
Semivolatiles	Acenaphthene	ug/kg_{lipid}	2	2	100%	160	869	515	515	501
Semivolatiles	Anthracene	ug/kg_{lipid}	2	1	50%	168	168	NA	NA	NA
Semivolatiles	Benzaldehyde	ug/kg_{lipid}	2	1	50%	18519	18519	NA	NA	NA
Semivolatiles	Benzo(a)anthracene	ug/kg_{lipid}	2	1	50%	231	231	NA	NA	NA
Semivolatiles	Benzo(a)pyrene	ug/kg_{lipid}	2	1	50%	194	194	NA	NA	NA
Semivolatiles	Benzo(b)fluoranthene	ug/kg_{lipid}	2	1	50%	198	198	NA	NA	NA
Semivolatiles	Benzo(g,h,i)perylene	ug/kg_{lipid}	2	1	50%	182	182	NA	NA	NA
Semivolatiles	Benzo(j)+(k)fluoranthene	ug/kg_{lipid}	2	1	50%	256	256	NA	NA	NA
Semivolatiles	Benzo[e]pyrene	ug/kg_{lipid}	2	1	50%	194	194	NA	NA	NA
Semivolatiles	C1-Naphthalenes	ug/kg_{lipid}	2	2	100%	69.1	319	194	194	177
Semivolatiles	Chrysene	ug/kg_{lipid}	2	1	50%	259	259	NA	NA	NA
Semivolatiles	Fluoranthene	ug/kg_{lipid}	2	2	100%	61.7	499	280	280	309
Semivolatiles	Fluorene	ug/kg_{lipid}	2	2	100%	58.0	399	228	228	241
Semivolatiles	Naphthalene	ug/kg_{lipid}	2	2	100%	58.0	274	166	166	153
Semivolatiles	Phenanthrene	ug/kg_{lipid}	2	2	100%	48.2	382	215	215	236
Semivolatiles	Phenol	ug/kg_{lipid}	2	1	50%	25595	25595	NA	NA	NA
Semivolatiles	Pyrene	ug/kg_{lipid}	2	1	50%	386	386	NA	NA	NA
Semivolatiles	Total HMW PAHs	ug/kg_{lipid}	2	2	100%	61.7	2058	1060	1060	1410
Semivolatiles	Total LMW PAHs	ug/kg_{lipid}	2	2	100%	325	2090	1208	1210	1250
Semivolatiles	Total PAHs	ug/kg_{lipid}	2	2	100%	386	4150	2268	2270	2660

Footnotes:
[1]Valid results are results that were found to be valid as a result of data validation. Only valid data are used in statistical analyses. Additional details regarding rejected data are provided in Appendix E of this report.

Notes:
1. Only detected values were included in the calculation of totals.
2. Non-detect ("U" qualified) data were excluded from the statistical analysis.

DDD = dichlorodiphenyldichloroethane
DDE = dichlorodiphenyldichloroethylene
DDT = dichlorodiphenyltrichloroethane
HMW = high molecular weight
LMW = low molecular weight
PAH = polycyclic aromatic hydrocarbon
PCB = polychlorinated biphenyl
NA = not applicable

% = percent
mg/kg = milligrams per kilogram
ng/g = nanograms per gram
ng/kg = nanograms per kilogram
pg/g = picograms per gram
ug/kg = micrograms per kilogram

Table 3-22
Statistical Summary of Detected Analytes - Mummichog (Whole Body) - Lipid Normalized

Parameter Group	Analyte	Units	Number of Valid Results[1]	Number of Detects	Detection Frequency	Minimum Detect	Maximum Detect	Median Value	Mean of Detects	Standard Deviation
Aroclor PCBs	Aroclor 1248	ug/kg_{lipid}	4	1	25%	3398	3398	NA	NA	NA
Aroclor PCBs	Aroclor 1254	ug/kg_{lipid}	4	4	100%	8148	39024	13400	18500	14100
Aroclor PCBs	Aroclor 1262	ug/kg_{lipid}	4	2	50%	1268	2840	2054	2050	1110
Aroclor PCBs	Total Aroclor PCBs (Sum Of 7 Aroclors)	ug/kg_{lipid}	4	4	100%	10800	39000	13775	19300	13300
Aroclor PCBs	Total Aroclor PCBs (Sum Of 9 Aroclors)	ug/kg_{lipid}	4	4	100%	12700	39000	14800	20300	12500
Dioxins/Furans	1,2,3,4,6,7,8-HpCDD	ng/kg_{lipid}	4	4	100%	7.15	65.0	41.6	38.8	28.2
Dioxins/Furans	1,2,3,4,6,7,8-HpCDF	ng/kg_{lipid}	4	4	100%	31.2	648	85.2	212	293
Dioxins/Furans	1,2,3,4,7,8,9-HpCDF	ng/kg_{lipid}	4	2	50%	5.67	9.16	7.41	7.41	2.47
Dioxins/Furans	1,2,3,4,7,8-HxCDD	ng/kg_{lipid}	4	2	50%	2.49	2.62	2.56	2.56	0.0919
Dioxins/Furans	1,2,3,4,7,8-HxCDF	ng/kg_{lipid}	4	4	100%	2.20	47.6	12.1	18.5	21.1
Dioxins/Furans	1,2,3,6,7,8-HxCDD	ng/kg_{lipid}	4	4	100%	1.64	6.80	4.79	4.51	2.28
Dioxins/Furans	1,2,3,6,7,8-HxCDF	ng/kg_{lipid}	4	4	100%	12.9	98.4	29.2	42.4	38.4
Dioxins/Furans	1,2,3,7,8,9-HxCDD	ng/kg_{lipid}	4	4	100%	1.30	5.33	4.06	3.69	1.79
Dioxins/Furans	1,2,3,7,8,9-HxCDF	ng/kg_{lipid}	4	3	75%	2.61	4.32	3.54	3.49	0.856
Dioxins/Furans	1,2,3,7,8-PCDD	ng/kg_{lipid}	4	4	100%	6.37	8.71	7.18	7.36	1.07
Dioxins/Furans	1,2,3,7,8-PCDF	ng/kg_{lipid}	4	4	100%	14.1	45.1	29.8	29.7	12.9
Dioxins/Furans	2,3,4,6,7,8-HxCDF	ng/kg_{lipid}	4	4	100%	1.28	4.08	2.80	2.74	1.33
Dioxins/Furans	2,3,4,7,8-PCDF	ng/kg_{lipid}	4	4	100%	24.3	190	29.1	68	81.1
Dioxins/Furans	2,3,7,8-TCDD	ng/kg_{lipid}	4	4	100%	146	656	337	369	217
Dioxins/Furans	2,3,7,8-TCDF	ng/kg_{lipid}	4	4	100%	17.8	31.5	26.5	25.6	5.67
Dioxins/Furans	OCDD	ng/kg_{lipid}	4	4	100%	44.9	541	265	279	218
Dioxins/Furans	OCDF	ng/kg_{lipid}	4	4	100%	2.61	800	66.5	234	380
PCB Congeners	PCB-1	ng/kg_{lipid}	4	4	100%	472	1927	557	878	701
PCB Congeners	PCB-10	ng/kg_{lipid}	4	4	100%	498	2346	714	1070	865
PCB Congeners	PCB-103	ng/kg_{lipid}	4	4	100%	6773	35122	14300	17600	12500
PCB Congeners	PCB-104	ng/kg_{lipid}	4	4	100%	564	2588	1114	1350	889
PCB Congeners	PCB-105	ng/kg_{lipid}	4	4	100%	138171	2163415	413600	782000	934000
PCB Congeners	PCB-107	ng/kg_{lipid}	4	4	100%	42384	343902	98400	146000	135000
PCB Congeners	PCB-108/124	ng/kg_{lipid}	4	4	100%	6481	63902	14500	24800	26400
PCB Congeners	PCB-11	ng/kg_{lipid}	4	4	100%	2020	3582	2438	2620	683
PCB Congeners	PCB-110/115	ng/kg_{lipid}	4	4	100%	525231	5390244	1348000	2150000	2210000
PCB Congeners	PCB-111	ng/kg_{lipid}	4	4	100%	817	2268	1362	1450	605
PCB Congeners	PCB-112	ng/kg_{lipid}	4	4	100%	1690	17561	2620	6120	7640
PCB Congeners	PCB-114	ng/kg_{lipid}	4	4	100%	10530	164146	30100	58700	71100
PCB Congeners	PCB-118	ng/kg_{lipid}	4	4	100%	523611	5707317	1464000	2290000	2340000
PCB Congeners	PCB-12/13	ng/kg_{lipid}	4	4	100%	232	1244	312	525	481
PCB Congeners	PCB-120	ng/kg_{lipid}	4	4	100%	3832	12732	6880	7580	3720
PCB Congeners	PCB-121	ng/kg_{lipid}	4	4	100%	251	1159	846	775	454
PCB Congeners	PCB-122	ng/kg_{lipid}	4	4	100%	317	3537	646	1290	1510
PCB Congeners	PCB-123	ng/kg_{lipid}	4	4	100%	8252	140244	24740	49500	61100
PCB Congeners	PCB-126	ng/kg_{lipid}	4	4	100%	1627	15122	3810	6090	6150
PCB Congeners	PCB-127	ng/kg_{lipid}	4	4	100%	613	3098	1460	1660	1070
PCB Congeners	PCB-128/166	ng/kg_{lipid}	4	4	100%	77477	363415	176000	198000	127000
PCB Congeners	PCB-129/138/163	ng/kg_{lipid}	4	4	100%	988426	2829268	1702000	1810000	799000
PCB Congeners	PCB-130	ng/kg_{lipid}	4	4	100%	50255	168049	88200	98700	51300
PCB Congeners	PCB-131	ng/kg_{lipid}	4	4	100%	1309	9293	2704	4000	3680
PCB Congeners	PCB-132	ng/kg_{lipid}	4	4	100%	129259	465854	229200	263000	153000
PCB Congeners	PCB-133	ng/kg_{lipid}	4	4	100%	18991	42927	28900	29900	10000
PCB Congeners	PCB-134	ng/kg_{lipid}	4	4	100%	14194	57073	25320	30500	19300
PCB Congeners	PCB-135/151	ng/kg_{lipid}	4	4	100%	220046	507317	310000	337000	124000
PCB Congeners	PCB-136	ng/kg_{lipid}	4	4	100%	22167	74146	37820	43000	23200
PCB Congeners	PCB-137	ng/kg_{lipid}	4	4	100%	31139	164634	73600	85700	57500
PCB Congeners	PCB-139/140	ng/kg_{lipid}	4	4	100%	9299	41463	23520	24500	13700
PCB Congeners	PCB-14	ng/kg_{lipid}	4	1	25%	47.8	47.8	NA	NA	NA

Table 3-22
Statistical Summary of Detected Analytes - Mummichog (Whole Body) - Lipid Normalized

Parameter Group	Analyte	Units	Number of Valid Results[1]	Number of Detects	Detection Frequency	Minimum Detect	Maximum Detect	Median Value	Mean of Detects	Standard Deviation
PCB Congeners	PCB-141	ng/kg_{lipid}	4	4	100%	149236	341463	188000	217000	88700
PCB Congeners	PCB-142	ng/kg_{lipid}	4	1	25%	290	290	NA	NA	NA
PCB Congeners	PCB-143	ng/kg_{lipid}	4	4	100%	904	3585	2302	2270	1390
PCB Congeners	PCB-144	ng/kg_{lipid}	4	4	100%	31023	74146	43560	48100	19600
PCB Congeners	PCB-145	ng/kg_{lipid}	4	4	100%	91.9	690	221	306	268
PCB Congeners	PCB-146	ng/kg_{lipid}	3	3	75%	179282	353659	275200	269000	87300
PCB Congeners	PCB-147/149	ng/kg_{lipid}	4	4	100%	478009	1087805	764000	773000	269000
PCB Congeners	PCB-148	ng/kg_{lipid}	4	4	100%	1645	4240	3567	3250	1220
PCB Congeners	PCB-15	ng/kg_{lipid}	4	4	100%	744	2129	1955	1700	640
PCB Congeners	PCB-150	ng/kg_{lipid}	4	4	100%	917	3805	2306	2330	1220
PCB Congeners	PCB-152	ng/kg_{lipid}	4	4	100%	72.5	802	181	309	333
PCB Congeners	PCB-153/168	ng/kg_{lipid}	4	4	100%	1110185	2341463	1766000	1750000	516000
PCB Congeners	PCB-154	ng/kg_{lipid}	4	4	100%	15227	39024	30960	29000	11400
PCB Congeners	PCB-155	ng/kg_{lipid}	4	4	100%	5201	15360	7329	8800	4490
PCB Congeners	PCB-156/157	ng/kg_{lipid}	4	4	100%	75972	307317	139000	165000	102000
PCB Congeners	PCB-158	ng/kg_{lipid}	4	4	100%	76597	231707	136800	145000	68400
PCB Congeners	PCB-159	ng/kg_{lipid}	4	4	100%	115	324	177	199	97.6
PCB Congeners	PCB-16	ng/kg_{lipid}	4	4	100%	10801	50732	21600	26200	17400
PCB Congeners	PCB-160	ng/kg_{lipid}	4	4	100%	388	1256	826	824	426
PCB Congeners	PCB-161	ng/kg_{lipid}	4	4	100%	88	351	196	208	114
PCB Congeners	PCB-162	ng/kg_{lipid}	3	3	75%	7440	12200	9320	9650	2400
PCB Congeners	PCB-164	ng/kg_{lipid}	4	4	100%	42384	118537	65200	72800	33800
PCB Congeners	PCB-165	ng/kg_{lipid}	3	3	75%	635	1349	948	977	358
PCB Congeners	PCB-167	ng/kg_{lipid}	4	4	100%	33023	110244	57600	64600	34000
PCB Congeners	PCB-17	ng/kg_{lipid}	4	4	100%	25475	205366	52800	84100	82000
PCB Congeners	PCB-170	ng/kg_{lipid}	4	4	100%	229600	348780	255968	273000	53200
PCB Congeners	PCB-171/173	ng/kg_{lipid}	1	1	25%	83171	83171	NA	NA	NA
PCB Congeners	PCB-172	ng/kg_{lipid}	4	4	100%	47600	66098	51874	54400	8630
PCB Congeners	PCB-174	ng/kg_{lipid}	3	3	75%	141852	192927	151600	162000	27100
PCB Congeners	PCB-175	ng/kg_{lipid}	3	3	75%	12204	15440	14341	14000	1650
PCB Congeners	PCB-176	ng/kg_{lipid}	4	4	100%	15480	24024	18578	19200	4200
PCB Congeners	PCB-178	ng/kg_{lipid}	3	3	75%	66829	93659	82400	81000	13500
PCB Congeners	PCB-179	ng/kg_{lipid}	4	4	100%	20130	52195	35180	35700	14100
PCB Congeners	PCB-18/30	ng/kg_{lipid}	4	4	100%	29581	268293	67600	108000	109000
PCB Congeners	PCB-180/193	ng/kg_{lipid}	2	2	50%	720000	865854	792927	793000	103000
PCB Congeners	PCB-182	ng/kg_{lipid}	3	3	75%	1407	2805	2452	2220	727
PCB Congeners	PCB-183/185	ng/kg_{lipid}	3	3	75%	201690	254000	234878	230000	26500
PCB Congeners	PCB-184	ng/kg_{lipid}	4	4	100%	520	1296	823	865	332
PCB Congeners	PCB-186	ng/kg_{lipid}	4	1	25%	89.2	89.2	NA	NA	NA
PCB Congeners	PCB-187	ng/kg_{lipid}	4	4	100%	451852	626829	556000	548000	72700
PCB Congeners	PCB-188	ng/kg_{lipid}	4	4	100%	678	1932	1507	1410	542
PCB Congeners	PCB-189	ng/kg_{lipid}	4	4	100%	8269	14415	9020	10200	2900
PCB Congeners	PCB-19	ng/kg_{lipid}	3	3	75%	3993	48537	5320	19300	25300
PCB Congeners	PCB-190	ng/kg_{lipid}	4	4	100%	49200	70976	52884	56500	10100
PCB Congeners	PCB-191	ng/kg_{lipid}	4	4	100%	11160	13560	12328	12300	1310
PCB Congeners	PCB-192	ng/kg_{lipid}	4	3	75%	53.1	152	65.6	90.2	53.8
PCB Congeners	PCB-194	ng/kg_{lipid}	4	4	100%	89600	118049	95815	99800	13500
PCB Congeners	PCB-195	ng/kg_{lipid}	4	4	100%	34720	44634	38802	39200	4090
PCB Congeners	PCB-196	ng/kg_{lipid}	4	4	100%	65741	71200	67868	68200	2320
PCB Congeners	PCB-197/200	ng/kg_{lipid}	4	4	100%	2396	14341	8800	8580	6040
PCB Congeners	PCB-198/199	ng/kg_{lipid}	4	4	100%	146574	187561	162800	165000	17000
PCB Congeners	PCB-2	ng/kg_{lipid}	4	3	75%	99.2	146	104	116	25.5
PCB Congeners	PCB-20/28	ng/kg_{lipid}	4	4	100%	274398	2585366	620000	1020000	1050000
PCB Congeners	PCB-201	ng/kg_{lipid}	4	4	100%	15007	22680	19089	19000	3140

Table 3-22
Statistical Summary of Detected Analytes - Mummichog (Whole Body) - Lipid Normalized

Parameter Group	Analyte	Units	Number of Valid Results[1]	Number of Detects	Detection Frequency	Minimum Detect	Maximum Detect	Median Value	Mean of Detects	Standard Deviation
PCB Congeners	PCB-202	ng/kg_{lipid}	4	4	100%	33664	55200	49390	46900	9260
PCB Congeners	PCB-203	ng/kg_{lipid}	4	4	100%	88264	116098	101000	102000	11600
PCB Congeners	PCB-204	ng/kg_{lipid}	4	3	75%	132	207	192	177	39.8
PCB Congeners	PCB-205	ng/kg_{lipid}	4	4	100%	3100	4878	3589	3790	808
PCB Congeners	PCB-206	ng/kg_{lipid}	4	4	100%	34838	63600	44634	46900	12600
PCB Congeners	PCB-207	ng/kg_{lipid}	4	4	100%	6024	10200	6803	7460	1940
PCB Congeners	PCB-208	ng/kg_{lipid}	4	4	100%	17882	30600	20341	22300	5660
PCB Congeners	PCB-209	ng/kg_{lipid}	4	4	100%	19220	40400	22737	26300	9560
PCB Congeners	PCB-21/33	ng/kg_{lipid}	4	4	100%	3942	31463	8860	13300	12400
PCB Congeners	PCB-22	ng/kg_{lipid}	4	4	100%	30778	194878	55000	83900	74900
PCB Congeners	PCB-23	ng/kg_{lipid}	4	4	100%	53.8	320	139	163	112
PCB Congeners	PCB-24	ng/kg_{lipid}	4	4	100%	202	1802	770	886	680
PCB Congeners	PCB-25	ng/kg_{lipid}	4	4	100%	7118	79512	11920	27600	34700
PCB Congeners	PCB-26/29	ng/kg_{lipid}	4	4	100%	16227	166585	31400	61400	70500
PCB Congeners	PCB-27	ng/kg_{lipid}	4	4	100%	4488	67805	10360	23300	29900
PCB Congeners	PCB-3	ng/kg_{lipid}	4	1	25%	193	193	NA	NA	NA
PCB Congeners	PCB-31	ng/kg_{lipid}	4	4	100%	117014	758537	210600	324000	293000
PCB Congeners	PCB-32	ng/kg_{lipid}	4	4	100%	51667	365854	97800	153000	144000
PCB Congeners	PCB-34	ng/kg_{lipid}	4	4	100%	405	4561	722	1600	1980
PCB Congeners	PCB-35	ng/kg_{lipid}	4	3	75%	66.0	182	78.9	109	63.4
PCB Congeners	PCB-36	ng/kg_{lipid}	4	2	50%	40.4	48.8	44.6	44.6	5.94
PCB Congeners	PCB-37	ng/kg_{lipid}	4	4	100%	2730	21732	4084	8160	9080
PCB Congeners	PCB-38	ng/kg_{lipid}	4	4	100%	96.5	1388	243	492	602
PCB Congeners	PCB-39	ng/kg_{lipid}	4	4	100%	155	3317	266	1000	1540
PCB Congeners	PCB-4	ng/kg_{lipid}	4	4	100%	7093	59756	10460	21900	25300
PCB Congeners	PCB-40/71	ng/kg_{lipid}	4	4	100%	97361	1126829	231000	422000	475000
PCB Congeners	PCB-41	ng/kg_{lipid}	4	4	100%	4637	84146	12720	28600	37300
PCB Congeners	PCB-42	ng/kg_{lipid}	4	4	100%	58264	921951	147800	319000	404000
PCB Congeners	PCB-43	ng/kg_{lipid}	4	4	100%	6861	97561	18860	35500	41700
PCB Congeners	PCB-44/47/65	ng/kg_{lipid}	4	4	100%	298032	4073171	740000	1460000	1750000
PCB Congeners	PCB-45	ng/kg_{lipid}	4	4	100%	10931	197805	23000	63700	89600
PCB Congeners	PCB-46	ng/kg_{lipid}	4	4	100%	1940	33659	4620	11200	15000
PCB Congeners	PCB-48	ng/kg_{lipid}	4	4	100%	7100	210000	16220	62400	98500
PCB Congeners	PCB-49/69	ng/kg_{lipid}	4	4	100%	223958	3780488	616000	1310000	1660000
PCB Congeners	PCB-5	ng/kg_{lipid}	4	4	100%	41.1	128	81.4	82.9	36.8
PCB Congeners	PCB-50/53	ng/kg_{lipid}	4	4	100%	20225	290244	48600	102000	126000
PCB Congeners	PCB-51	ng/kg_{lipid}	4	4	100%	31611	142927	53600	70400	51300
PCB Congeners	PCB-52	ng/kg_{lipid}	4	4	100%	261551	4195122	768000	1500000	1810000
PCB Congeners	PCB-54	ng/kg_{lipid}	4	4	100%	556	3049	1371	1590	1150
PCB Congeners	PCB-55	ng/kg_{lipid}	4	4	100%	825	8439	1982	3310	3460
PCB Congeners	PCB-56	ng/kg_{lipid}	3	3	75%	18241	258537	34600	104000	134000
PCB Congeners	PCB-57	ng/kg_{lipid}	4	4	100%	573	5000	886	1840	2110
PCB Congeners	PCB-58	ng/kg_{lipid}	4	4	100%	592	3829	894	1550	1520
PCB Congeners	PCB-6	ng/kg_{lipid}	4	4	100%	1058	23488	2178	7230	10900
PCB Congeners	PCB-60	ng/kg_{lipid}	4	4	100%	49444	1221951	155800	396000	554000
PCB Congeners	PCB-61/70/74/76	ng/kg_{lipid}	4	4	100%	336505	6073171	920000	2060000	2690000
PCB Congeners	PCB-62/75	ng/kg_{lipid}	4	4	100%	22924	334146	57800	118000	145000
PCB Congeners	PCB-63	ng/kg_{lipid}	4	4	100%	17211	210732	40620	77300	89700
PCB Congeners	PCB-64	ng/kg_{lipid}	4	4	100%	163218	2853659	439400	974000	1260000
PCB Congeners	PCB-66	ng/kg_{lipid}	4	4	100%	329606	8951220	1106000	2870000	4070000
PCB Congeners	PCB-67	ng/kg_{lipid}	4	4	100%	1467	14732	2884	5490	6210
PCB Congeners	PCB-68	ng/kg_{lipid}	4	4	100%	4944	27561	9300	12800	10100
PCB Congeners	PCB-7	ng/kg_{lipid}	4	4	100%	290	585	345	391	132
PCB Congeners	PCB-72	ng/kg_{lipid}	4	4	100%	6359	42927	12320	18500	16500

Table 3-22
Statistical Summary of Detected Analytes - Mummichog (Whole Body) - Lipid Normalized

Parameter Group	Analyte	Units	Number of Valid Results[1]	Number of Detects	Detection Frequency	Minimum Detect	Maximum Detect	Median Value	Mean of Detects	Standard Deviation
PCB Congeners	PCB-73	ng/kg_{lipid}	4	4	100%	737	8878	2078	3440	3680
PCB Congeners	PCB-77	ng/kg_{lipid}	1	1	25%	102927	102927	NA	NA	NA
PCB Congeners	PCB-79	ng/kg_{lipid}	4	4	100%	1594	20488	4096	7570	8720
PCB Congeners	PCB-8	ng/kg_{lipid}	4	4	100%	5796	33171	11180	15300	12200
PCB Congeners	PCB-81	ng/kg_{lipid}	4	4	100%	498	11390	1212	3580	5220
PCB Congeners	PCB-82	ng/kg_{lipid}	4	4	100%	13632	341463	38980	108000	157000
PCB Congeners	PCB-83	ng/kg_{lipid}	4	4	100%	9380	168780	23120	56100	75500
PCB Congeners	PCB-84	ng/kg_{lipid}	4	4	100%	23076	321951	56800	115000	140000
PCB Congeners	PCB-85/116/117	ng/kg_{lipid}	4	4	100%	98102	1421951	275400	518000	610000
PCB Congeners	PCB-86/87/97/109/119/125	ng/kg_{lipid}	3	3	75%	231713	2634146	468000	1110000	1320000
PCB Congeners	PCB-88	ng/kg_{lipid}	4	4	100%	232	1595	326	620	652
PCB Congeners	PCB-89	ng/kg_{lipid}	4	4	100%	2176	45854	5920	15000	20700
PCB Congeners	PCB-9	ng/kg_{lipid}	4	4	100%	162	990	355	465	363
PCB Congeners	PCB-90/101/113	ng/kg_{lipid}	4	4	100%	382060	4195122	1054000	1670000	1720000
PCB Congeners	PCB-91	ng/kg_{lipid}	4	4	100%	64097	680488	161400	267000	280000
PCB Congeners	PCB-92	ng/kg_{lipid}	4	4	100%	117037	773171	249600	347000	292000
PCB Congeners	PCB-93/100	ng/kg_{lipid}	4	4	100%	16667	60488	35480	37000	22300
PCB Congeners	PCB-94	ng/kg_{lipid}	4	4	100%	716	13049	2034	4460	5760
PCB Congeners	PCB-95	ng/kg_{lipid}	1	1	25%	472000	472000	NA	NA	NA
PCB Congeners	PCB-96	ng/kg_{lipid}	4	4	100%	570	10512	1350	3450	4730
PCB Congeners	PCB-98/102	ng/kg_{lipid}	4	4	100%	12470	159756	30920	58500	68100
PCB Congeners	PCB-99	ng/kg_{lipid}	4	4	100%	358796	3878049	944000	1530000	1590000
PCB Congeners	Total PCB Congeners (209)	ng/kg_{lipid}	4	4	100%	10800000	82200000	21800000	34200000	32500000
Pesticides	2,4'-DDD	pg/g_{lipid}	4	4	100%	15079	168293	98880	95300	84100
Pesticides	2,4'-DDE	pg/g_{lipid}	4	4	100%	24069	290244	158400	158000	146000
Pesticides	2,4'-DDT	pg/g_{lipid}	4	2	50%	2016	4640	3328	3330	1860
Pesticides	4,4'-DDD	pg/g_{lipid}	4	4	100%	530324	5000000	2802537	2780000	2200000
Pesticides	4,4'-DDE	pg/g_{lipid}	4	4	100%	1039815	8800000	3869463	4390000	3290000
Pesticides	4,4'-DDT	pg/g_{lipid}	4	4	100%	74861	118049	92600	94500	18000
Pesticides	Alpha BHC	pg/g_{lipid}	3	1	25%	988	988	NA	NA	NA
Pesticides	Beta BHC	pg/g_{lipid}	4	3	75%	1156	1996	1400	1520	432
Pesticides	cis-Chlordane	pg/g_{lipid}	4	4	100%	88032	248400	117410	143000	71900
Pesticides	cis-Nonachlor	pg/g_{lipid}	4	4	100%	63519	159600	74722	93100	44800
Pesticides	Dieldrin	pg/g_{lipid}	4	4	100%	130244	326800	152055	190000	92100
Pesticides	Gamma BHC (Lindane)	pg/g_{lipid}	4	2	50%	409	615	512	512	145
Pesticides	Heptachlor	pg/g_{lipid}	4	1	25%	412	412	NA	NA	NA
Pesticides	Heptachlor epoxide	pg/g_{lipid}	4	4	100%	11800	36560	21201	22700	10300
Pesticides	Hexachlorobenzene	pg/g_{lipid}	4	4	100%	819	4680	1073	1910	1860
Pesticides	Mirex	pg/g_{lipid}	4	3	75%	1373	1846	1724	1650	246
Pesticides	Oxychlordane	pg/g_{lipid}	4	4	100%	23597	66000	32715	38800	19000
Pesticides	Total Alpha + Gamma Chlordane	pg/g_{lipid}	4	4	100%	121650	308000	151000	183000	84500
Pesticides	Total DDT (2,4 & 4,4)	pg/g_{lipid}	4	4	100%	1685000	14300000	7045000	7520000	5580000
Pesticides	Total DDT (2,4)	pg/g_{lipid}	4	4	100%	41200	459000	259800	255000	229000
Pesticides	Total DDT (4,4)	pg/g_{lipid}	4	4	100%	1645000	13900000	6780000	7280000	5390000
Pesticides	Trans-chlordane	pg/g_{lipid}	4	4	100%	27760	59600	36993	40300	13800
Pesticides	Trans-heptachlor epoxide	pg/g_{lipid}	4	3	75%	6000	20120	11341	12500	7130
Pesticides	Trans-nonachlor	pg/g_{lipid}	4	4	100%	142176	397200	190771	230000	114000
Semivolatiles	2-Methylnaphthalene	ug/kg_{lipid}	4	1	25%	124	124	NA	NA	NA
Semivolatiles	Acenaphthene	ug/kg_{lipid}	4	2	50%	112	246	179	179	95
Semivolatiles	Anthracene	ug/kg_{lipid}	4	1	25%	167	167	NA	NA	NA
Semivolatiles	C1-Naphthalenes	ug/kg_{lipid}	4	1	25%	328	328	NA	NA	NA
Semivolatiles	C2-Naphthalenes	ug/kg_{lipid}	4	1	25%	537	537	NA	NA	NA
Semivolatiles	Chrysene	ug/kg_{lipid}	4	1	25%	106	106	NA	NA	NA
Semivolatiles	Fluoranthene	ug/kg_{lipid}	4	1	25%	254	254	NA	NA	NA

Table 3-22
Statistical Summary of Detected Analytes - Mummichog (Whole Body) - Lipid Normalized

Parameter Group	Analyte	Units	Number of Valid Results[1]	Number of Detects	Detection Frequency	Minimum Detect	Maximum Detect	Median Value	Mean of Detects	Standard Deviation
Semivolatiles	Fluorene	ug/kg_{lipid}	4	1	25%	169	169	NA	NA	NA
Semivolatiles	Naphthalene	ug/kg_{lipid}	4	1	25%	127	127	NA	NA	NA
Semivolatiles	Phenanthrene	ug/kg_{lipid}	4	1	25%	167	167	NA	NA	NA
Semivolatiles	Pyrene	ug/kg_{lipid}	4	2	50%	136	243	190	190	75.9
Semivolatiles	Total HMW PAHs	ug/kg_{lipid}	4	2	50%	136	556	346	346	297
Semivolatiles	Total LMW PAHs	ug/kg_{lipid}	4	3	75%	112	687	124	308	328
Semivolatiles	Total PAHs	ug/kg_{lipid}	4	3	75%	112	1242	260	538	614

Footnotes:
[1]Valid results are results that were found to be valid as a result of data validation. Only valid data are used in statistical analyses. Additional details regarding rejected data are provided in Appendix E of this report.

Notes:
1. Only detected values were included in the calculation of totals.
2. Non-detect ("U" qualified) data were excluded from the statistical analysis.

DDD = dichlorodiphenyldichloroethane
DDE = dichlorodiphenyldichloroethylene
DDT = dichlorodiphenyltrichloroethane
HMW = high molecular weight
LMW = low molecular weight
PAH = polycyclic aromatic hydrocarbon
PCB = polychlorinated biphenyl
NA = not applicable

% = percent
mg/kg = milligrams per kilogram
ng/g = nanograms per gram
ng/kg = nanograms per kilogram
pg/g = picograms per gram
ug/kg = micrograms per kilogram

Table 3-23
Statistical Summary of Detected Analytes by Zone - Mummichog (Whole Body) - Lipid Normalized

Parameter Group	Analyte	Units	Number of Valid Results[1]	Number of Detects	Detection Frequency	Minimum Detect	Maximum Detect	Median Value	Mean of Detects	Standard Deviation
NORTH ZONE										
Aroclor PCBs	Aroclor 1248	ug/kg_{lipid}	2	1	50%	3398	3398	NA	NA	NA
Aroclor PCBs	Aroclor 1254	ug/kg_{lipid}	2	2	100%	8148	10800	9474	9470	1880
Aroclor PCBs	Aroclor 1262	ug/kg_{lipid}	2	2	100%	1268	2840	2054	2050	1110
Aroclor PCBs	Total Aroclor PCBs (Sum of 7 Aroclors)	ug/kg_{lipid}	2	2	100%	10800	11550	11175	11200	530
Aroclor PCBs	Total Aroclor PCBs (Sum of 9 Aroclors)	ug/kg_{lipid}	2	2	100%	12700	13600	13150	13200	636
Dioxins/Furans	1,2,3,4,6,7,8-HpCDD	ng/kg_{lipid}	2	2	100%	60.0	65.0	62.5	62.5	3.57
Dioxins/Furans	1,2,3,4,6,7,8-HpCDF	ng/kg_{lipid}	2	2	100%	115	648	381	381	377
Dioxins/Furans	1,2,3,4,7,8,9-HpCDF	ng/kg_{lipid}	2	2	100%	5.67	9.16	7.41	7.41	2.47
Dioxins/Furans	1,2,3,4,7,8-HxCDD	ng/kg_{lipid}	2	1	50%	2.49	2.49	NA	NA	NA
Dioxins/Furans	1,2,3,4,7,8-HxCDF	ng/kg_{lipid}	2	2	100%	20.4	47.6	34.0	34	19.2
Dioxins/Furans	1,2,3,6,7,8-HxCDD	ng/kg_{lipid}	2	2	100%	5.79	6.80	6.29	6.29	0.718
Dioxins/Furans	1,2,3,6,7,8-HxCDF	ng/kg_{lipid}	2	2	100%	35.3	98.4	66.8	66.8	44.6
Dioxins/Furans	1,2,3,7,8,9-HxCDD	ng/kg_{lipid}	2	2	100%	4.76	5.33	5.04	5.04	0.4
Dioxins/Furans	1,2,3,7,8,9-HxCDF	ng/kg_{lipid}	2	2	100%	3.54	4.32	3.93	3.93	0.555
Dioxins/Furans	1,2,3,7,8-PCDD	ng/kg_{lipid}	2	2	100%	7.72	8.71	8.22	8.22	0.7
Dioxins/Furans	1,2,3,7,8-PCDF	ng/kg_{lipid}	2	2	100%	14.1	26.9	20.5	20.5	9.03
Dioxins/Furans	2,3,4,6,7,8-HxCDF	ng/kg_{lipid}	2	2	100%	3.63	4.08	3.86	3.86	0.318
Dioxins/Furans	2,3,4,7,8-PCDF	ng/kg_{lipid}	2	2	100%	24.3	190	107	107	117
Dioxins/Furans	2,3,7,8-TCDD	ng/kg_{lipid}	2	2	100%	395	656	526	526	184
Dioxins/Furans	2,3,7,8-TCDF	ng/kg_{lipid}	2	2	100%	26.3	26.7	26.5	26.5	0.276
Dioxins/Furans	OCDD	ng/kg_{lipid}	2	2	100%	362	541	451	451	126
Dioxins/Furans	OCDF	ng/kg_{lipid}	2	2	100%	101	800	450	450	495
PCB Congeners	PCB-1	ng/kg_{lipid}	2	2	100%	472	513	493	493	29.1
PCB Congeners	PCB-10	ng/kg_{lipid}	2	2	100%	498	848	673	673	247
PCB Congeners	PCB-103	ng/kg_{lipid}	2	2	100%	6773	17600	12187	12200	7660
PCB Congeners	PCB-104	ng/kg_{lipid}	2	2	100%	880	2588	1734	1730	1210
PCB Congeners	PCB-105	ng/kg_{lipid}	2	2	100%	138171	303200	220686	221000	117000
PCB Congeners	PCB-107	ng/kg_{lipid}	2	2	100%	42384	82400	62392	62400	28300
PCB Congeners	PCB-108/124	ng/kg_{lipid}	2	2	100%	6481	11440	8961	8960	3510
PCB Congeners	PCB-11	ng/kg_{lipid}	2	2	100%	2588	3582	3085	3090	703
PCB Congeners	PCB-110/115	ng/kg_{lipid}	2	2	100%	525231	1016000	770616	771000	347000
PCB Congeners	PCB-111	ng/kg_{lipid}	2	2	100%	817	1440	1128	1130	441
PCB Congeners	PCB-112	ng/kg_{lipid}	2	2	100%	1690	2344	2017	2020	463
PCB Congeners	PCB-114	ng/kg_{lipid}	2	2	100%	10530	23440	16985	17000	9130
PCB Congeners	PCB-118	ng/kg_{lipid}	2	2	100%	523611	1148000	835806	836000	442000
PCB Congeners	PCB-12/13	ng/kg_{lipid}	2	2	100%	300	324	312	312	16.4
PCB Congeners	PCB-120	ng/kg_{lipid}	2	2	100%	3832	6800	5316	5320	2100
PCB Congeners	PCB-121	ng/kg_{lipid}	2	2	100%	251	1152	701	701	637
PCB Congeners	PCB-122	ng/kg_{lipid}	2	2	100%	317	644	480	480	231
PCB Congeners	PCB-123	ng/kg_{lipid}	2	2	100%	8252	19600	13926	13900	8020
PCB Congeners	PCB-126	ng/kg_{lipid}	2	2	100%	1627	2900	2263	2260	900
PCB Congeners	PCB-127	ng/kg_{lipid}	2	2	100%	613	1176	895	895	398
PCB Congeners	PCB-128/166	ng/kg_{lipid}	2	2	100%	77477	123200	100338	100000	32300
PCB Congeners	PCB-129/138/163	ng/kg_{lipid}	2	2	100%	988426	1404000	1196213	1200000	294000
PCB Congeners	PCB-130	ng/kg_{lipid}	2	2	100%	50255	72000	61127	61100	15400
PCB Congeners	PCB-131	ng/kg_{lipid}	2	2	100%	1309	1696	1503	1500	274
PCB Congeners	PCB-132	ng/kg_{lipid}	2	2	100%	129259	164000	146630	147000	24600
PCB Congeners	PCB-133	ng/kg_{lipid}	2	2	100%	18991	26680	22835	22800	5440
PCB Congeners	PCB-134	ng/kg_{lipid}	2	2	100%	14194	18680	16437	16400	3170
PCB Congeners	PCB-135/151	ng/kg_{lipid}	2	2	100%	220046	279600	249823	250000	42100
PCB Congeners	PCB-136	ng/kg_{lipid}	2	2	100%	22167	28840	25503	25500	4720
PCB Congeners	PCB-137	ng/kg_{lipid}	2	2	100%	31139	59200	45169	45200	19800
PCB Congeners	PCB-139/140	ng/kg_{lipid}	2	2	100%	9299	19000	14149	14100	6860
PCB Congeners	PCB-14	ng/kg_{lipid}	2	1	50%	47.8	47.8	NA	NA	NA
PCB Congeners	PCB-141	ng/kg_{lipid}	2	2	100%	149236	157600	153418	153000	5910
PCB Congeners	PCB-143	ng/kg_{lipid}	2	2	100%	904	1256	1080	1080	249
PCB Congeners	PCB-144	ng/kg_{lipid}	2	2	100%	31023	35120	33072	33100	2900

Table 3-23
Statistical Summary of Detected Analytes by Zone - Mummichog (Whole Body) - Lipid Normalized

Parameter Group	Analyte	Units	Number of Valid Results[1]	Number of Detects	Detection Frequency	Minimum Detect	Maximum Detect	Median Value	Mean of Detects	Standard Deviation
PCB Congeners	PCB-145	ng/kg_{lipid}	2	2	100%	91.9	159	125	125	47.3
PCB Congeners	PCB-146	ng/kg_{lipid}	1	1	50%	179282	179282	NA	NA	NA
PCB Congeners	PCB-147/149	ng/kg_{lipid}	2	2	100%	478009	640000	559005	559000	115000
PCB Congeners	PCB-148	ng/kg_{lipid}	2	2	100%	1645	4240	2942	2940	1840
PCB Congeners	PCB-15	ng/kg_{lipid}	2	2	100%	1952	1959	1955	1960	4.8
PCB Congeners	PCB-150	ng/kg_{lipid}	2	2	100%	917	2664	1790	1790	1240
PCB Congeners	PCB-152	ng/kg_{lipid}	2	2	100%	72.5	179	126	126	75.4
PCB Congeners	PCB-153/168	ng/kg_{lipid}	2	2	100%	1110185	1628000	1369093	1370000	366000
PCB Congeners	PCB-154	ng/kg_{lipid}	2	2	100%	15227	37800	26513	26500	16000
PCB Congeners	PCB-155	ng/kg_{lipid}	2	2	100%	5201	15360	10281	10300	7180
PCB Congeners	PCB-156/157	ng/kg_{lipid}	2	2	100%	75972	111600	93786	93800	25200
PCB Congeners	PCB-158	ng/kg_{lipid}	2	2	100%	76597	107600	92099	92100	21900
PCB Congeners	PCB-159	ng/kg_{lipid}	2	2	100%	115	128	121	121	9.22
PCB Congeners	PCB-16	ng/kg_{lipid}	2	2	100%	10801	25040	17920	17900	10100
PCB Congeners	PCB-160	ng/kg_{lipid}	2	2	100%	388	536	462	462	105
PCB Congeners	PCB-161	ng/kg_{lipid}	2	2	100%	88.3	238	163	163	106
PCB Congeners	PCB-162	ng/kg_{lipid}	2	2	100%	7440	9320	8380	8380	1330
PCB Congeners	PCB-164	ng/kg_{lipid}	2	2	100%	42384	53200	47792	47800	7650
PCB Congeners	PCB-165	ng/kg_{lipid}	1	1	50%	635	635	NA	NA	NA
PCB Congeners	PCB-167	ng/kg_{lipid}	2	2	100%	33023	45600	39312	39300	8890
PCB Congeners	PCB-17	ng/kg_{lipid}	2	2	100%	25475	58800	42137	42100	23600
PCB Congeners	PCB-170	ng/kg_{lipid}	2	2	100%	229600	243935	236768	237000	10100
PCB Congeners	PCB-172	ng/kg_{lipid}	2	2	100%	47600	48148	47874	47900	388
PCB Congeners	PCB-174	ng/kg_{lipid}	1	1	50%	141852	141852	NA	NA	NA
PCB Congeners	PCB-175	ng/kg_{lipid}	1	1	50%	12204	12204	NA	NA	NA
PCB Congeners	PCB-176	ng/kg_{lipid}	2	2	100%	15480	15836	15658	15700	251
PCB Congeners	PCB-178	ng/kg_{lipid}	1	1	50%	66829	66829	NA	NA	NA
PCB Congeners	PCB-179	ng/kg_{lipid}	2	2	100%	20130	28760	24445	24400	6100
PCB Congeners	PCB-18/30	ng/kg_{lipid}	2	2	100%	29581	79200	54391	54400	35100
PCB Congeners	PCB-180/193	ng/kg_{lipid}	1	1	50%	720000	720000	NA	NA	NA
PCB Congeners	PCB-182	ng/kg_{lipid}	1	1	50%	1407	1407	NA	NA	NA
PCB Congeners	PCB-183/185	ng/kg_{lipid}	1	1	50%	201690	201690	NA	NA	NA
PCB Congeners	PCB-184	ng/kg_{lipid}	2	2	100%	520	1296	908	908	549
PCB Congeners	PCB-187	ng/kg_{lipid}	2	2	100%	451852	544000	497926	498000	65200
PCB Congeners	PCB-188	ng/kg_{lipid}	2	2	100%	678	1932	1305	1310	887
PCB Congeners	PCB-189	ng/kg_{lipid}	2	2	100%	8269	8320	8294	8290	36.4
PCB Congeners	PCB-19	ng/kg_{lipid}	1	1	50%	3993	3993	NA	NA	NA
PCB Congeners	PCB-190	ng/kg_{lipid}	2	2	100%	49200	49769	49484	49500	402
PCB Congeners	PCB-191	ng/kg_{lipid}	2	2	100%	11160	11266	11213	11200	75.1
PCB Congeners	PCB-192	ng/kg_{lipid}	2	2	100%	53.1	152	103	103	69.9
PCB Congeners	PCB-194	ng/kg_{lipid}	2	2	100%	89600	89630	89615	89600	21
PCB Congeners	PCB-195	ng/kg_{lipid}	2	2	100%	34720	38444	36582	36600	2630
PCB Congeners	PCB-196	ng/kg_{lipid}	2	2	100%	65741	67200	66470	66500	1030
PCB Congeners	PCB-197/200	ng/kg_{lipid}	2	2	100%	2396	4440	3418	3420	1450
PCB Congeners	PCB-198/199	ng/kg_{lipid}	2	2	100%	146574	161200	153887	154000	10300
PCB Congeners	PCB-2	ng/kg_{lipid}	2	2	100%	99.2	146	123	123	33
PCB Congeners	PCB-20/28	ng/kg_{lipid}	2	2	100%	274398	632000	453199	453000	253000
PCB Congeners	PCB-201	ng/kg_{lipid}	2	2	100%	15007	19080	17043	17000	2880
PCB Congeners	PCB-202	ng/kg_{lipid}	2	2	100%	33664	50000	41832	41800	11600
PCB Congeners	PCB-203	ng/kg_{lipid}	2	2	100%	88264	98400	93332	93300	7170
PCB Congeners	PCB-204	ng/kg_{lipid}	2	2	100%	132	207	169	169	53
PCB Congeners	PCB-205	ng/kg_{lipid}	2	2	100%	3100	3259	3179	3180	112
PCB Congeners	PCB-206	ng/kg_{lipid}	2	2	100%	34838	40000	37419	37400	3650
PCB Congeners	PCB-207	ng/kg_{lipid}	2	2	100%	6167	7440	6803	6800	900
PCB Congeners	PCB-208	ng/kg_{lipid}	2	2	100%	17882	20560	19221	19200	1890
PCB Congeners	PCB-209	ng/kg_{lipid}	2	2	100%	22674	22800	22737	22700	89.4
PCB Congeners	PCB-21/33	ng/kg_{lipid}	2	2	100%	3942	10160	7051	7050	4400

Table 3-23
Statistical Summary of Detected Analytes by Zone - Mummichog (Whole Body) - Lipid Normalized

Parameter Group	Analyte	Units	Number of Valid Results[1]	Number of Detects	Detection Frequency	Minimum Detect	Maximum Detect	Median Value	Mean of Detects	Standard Deviation
PCB Congeners	PCB-22	ng/kg_{lipid}	2	2	100%	30778	58000	44389	44400	19200
PCB Congeners	PCB-23	ng/kg_{lipid}	2	2	100%	53.8	139	96.5	96.5	60.4
PCB Congeners	PCB-24	ng/kg_{lipid}	2	2	100%	202	932	567	567	516
PCB Congeners	PCB-25	ng/kg_{lipid}	2	2	100%	7118	13800	10459	10500	4720
PCB Congeners	PCB-26/29	ng/kg_{lipid}	2	2	100%	16227	35080	25653	25700	13300
PCB Congeners	PCB-27	ng/kg_{lipid}	2	2	100%	4488	12760	8624	8620	5850
PCB Congeners	PCB-31	ng/kg_{lipid}	2	2	100%	117014	218800	167907	168000	72000
PCB Congeners	PCB-32	ng/kg_{lipid}	2	2	100%	51667	108000	79833	79800	39800
PCB Congeners	PCB-34	ng/kg_{lipid}	2	2	100%	405	780	593	593	265
PCB Congeners	PCB-35	ng/kg_{lipid}	2	2	100%	66.0	78.9	72.5	72.5	9.15
PCB Congeners	PCB-36	ng/kg_{lipid}	2	1	50%	40.4	40.4	NA	NA	NA
PCB Congeners	PCB-37	ng/kg_{lipid}	2	2	100%	2730	4560	3645	3650	1290
PCB Congeners	PCB-38	ng/kg_{lipid}	2	2	100%	96.5	285	191	191	133
PCB Congeners	PCB-39	ng/kg_{lipid}	2	2	100%	155	252	204	204	68.9
PCB Congeners	PCB-4	ng/kg_{lipid}	2	2	100%	7093	13080	10086	10100	4230
PCB Congeners	PCB-40/71	ng/kg_{lipid}	2	2	100%	97361	215600	156481	156000	83600
PCB Congeners	PCB-41	ng/kg_{lipid}	2	2	100%	4637	10000	7318	7320	3790
PCB Congeners	PCB-42	ng/kg_{lipid}	2	2	100%	58264	134400	96332	96300	53800
PCB Congeners	PCB-43	ng/kg_{lipid}	2	2	100%	6861	18240	12551	12600	8050
PCB Congeners	PCB-44/47/65	ng/kg_{lipid}	2	2	100%	298032	772000	535016	535000	335000
PCB Congeners	PCB-45	ng/kg_{lipid}	2	2	100%	10931	23640	17285	17300	8990
PCB Congeners	PCB-46	ng/kg_{lipid}	2	2	100%	1940	5040	3490	3490	2190
PCB Congeners	PCB-48	ng/kg_{lipid}	2	2	100%	7100	15520	11310	11300	5950
PCB Congeners	PCB-49/69	ng/kg_{lipid}	2	2	100%	223958	636000	429979	430000	291000
PCB Congeners	PCB-5	ng/kg_{lipid}	2	2	100%	41.1	69.2	55.1	55.1	19.9
PCB Congeners	PCB-50/53	ng/kg_{lipid}	2	2	100%	20225	55600	37912	37900	25000
PCB Congeners	PCB-51	ng/kg_{lipid}	2	2	100%	31611	70400	51006	51000	27400
PCB Congeners	PCB-52	ng/kg_{lipid}	2	2	100%	261551	772000	516775	517000	361000
PCB Congeners	PCB-54	ng/kg_{lipid}	2	2	100%	794	1948	1371	1370	816
PCB Congeners	PCB-55	ng/kg_{lipid}	2	2	100%	825	2008	1417	1420	836
PCB Congeners	PCB-56	ng/kg_{lipid}	2	2	100%	18241	34600	26420	26400	11600
PCB Congeners	PCB-57	ng/kg_{lipid}	2	2	100%	573	928	750	750	251
PCB Congeners	PCB-58	ng/kg_{lipid}	2	2	100%	592	876	734	734	201
PCB Congeners	PCB-6	ng/kg_{lipid}	2	2	100%	1058	2472	1765	1770	1000
PCB Congeners	PCB-60	ng/kg_{lipid}	2	2	100%	49444	122800	86122	86100	51900
PCB Congeners	PCB-61/70/74/76	ng/kg_{lipid}	2	2	100%	336505	796000	566252	566000	325000
PCB Congeners	PCB-62/75	ng/kg_{lipid}	2	2	100%	22924	60400	41662	41700	26500
PCB Congeners	PCB-63	ng/kg_{lipid}	2	2	100%	17211	36040	26625	26600	13300
PCB Congeners	PCB-64	ng/kg_{lipid}	2	2	100%	163218	398800	281009	281000	167000
PCB Congeners	PCB-66	ng/kg_{lipid}	2	2	100%	329606	976000	652803	653000	457000
PCB Congeners	PCB-67	ng/kg_{lipid}	2	2	100%	1467	3324	2395	2400	1310
PCB Congeners	PCB-68	ng/kg_{lipid}	2	2	100%	4944	10520	7732	7730	3940
PCB Congeners	PCB-7	ng/kg_{lipid}	2	2	100%	290	356	323	323	47
PCB Congeners	PCB-72	ng/kg_{lipid}	2	2	100%	6359	12600	9479	9480	4410
PCB Congeners	PCB-73	ng/kg_{lipid}	2	2	100%	737	2244	1491	1490	1070
PCB Congeners	PCB-79	ng/kg_{lipid}	2	2	100%	1594	3272	2433	2430	1190
PCB Congeners	PCB-8	ng/kg_{lipid}	2	2	100%	5796	12480	9138	9140	4730
PCB Congeners	PCB-81	ng/kg_{lipid}	2	2	100%	498	1100	799	799	426
PCB Congeners	PCB-82	ng/kg_{lipid}	2	2	100%	13632	22360	17996	18000	6170
PCB Congeners	PCB-83	ng/kg_{lipid}	2	2	100%	9380	18680	14030	14000	6580
PCB Congeners	PCB-84	ng/kg_{lipid}	2	2	100%	23076	43200	33138	33100	14200
PCB Congeners	PCB-85/116/117	ng/kg_{lipid}	2	2	100%	98102	223200	160651	161000	88500
PCB Congeners	PCB-86/87/97/109/119/125	ng/kg_{lipid}	2	2	100%	231713	468000	349856	350000	167000
PCB Congeners	PCB-88	ng/kg_{lipid}	2	2	100%	232	324	278	278	65.1
PCB Congeners	PCB-89	ng/kg_{lipid}	2	2	100%	2176	4480	3328	3330	1630
PCB Congeners	PCB-9	ng/kg_{lipid}	2	2	100%	162	392	277	277	162
PCB Congeners	PCB-90/101/113	ng/kg_{lipid}	2	2	100%	382060	932000	657030	657000	389000

Table 3-23
Statistical Summary of Detected Analytes by Zone - Mummichog (Whole Body) - Lipid Normalized

Parameter Group	Analyte	Units	Number of Valid Results[1]	Number of Detects	Detection Frequency	Minimum Detect	Maximum Detect	Median Value	Mean of Detects	Standard Deviation
PCB Congeners	PCB-91	ng/kg_{lipid}	2	2	100%	64097	138000	101049	101000	52300
PCB Congeners	PCB-92	ng/kg_{lipid}	2	2	100%	117037	212800	164919	165000	67700
PCB Congeners	PCB-93/100	ng/kg_{lipid}	2	2	100%	16667	51600	34133	34100	24700
PCB Congeners	PCB-94	ng/kg_{lipid}	2	2	100%	716	2128	1422	1420	999
PCB Congeners	PCB-95	ng/kg_{lipid}	1	1	50%	472000	472000	NA	NA	NA
PCB Congeners	PCB-96	ng/kg_{lipid}	2	2	100%	570	1384	977	977	576
PCB Congeners	PCB-98/102	ng/kg_{lipid}	2	2	100%	12470	28920	20695	20700	11600
PCB Congeners	PCB-99	ng/kg_{lipid}	2	2	100%	358796	848000	603398	603000	346000
PCB Congeners	Total PCB Congeners (209)	ng/kg_{lipid}	2	2	100%	10800000	19900000	15350000	15400000	6430000
Pesticides	2,4'-DDD	pg/g_{lipid}	2	2	100%	15079	30160	22619	22600	10700
Pesticides	2,4'-DDE	pg/g_{lipid}	2	2	100%	24069	38800	31435	31400	10400
Pesticides	2,4'-DDT	pg/g_{lipid}	2	2	100%	2016	4640	3328	3330	1860
Pesticides	4,4'-DDD	pg/g_{lipid}	2	2	100%	530324	1288000	909162	909000	536000
Pesticides	4,4'-DDE	pg/g_{lipid}	2	2	100%	1039815	3056000	2047907	2050000	1430000
Pesticides	4,4'-DDT	pg/g_{lipid}	2	2	100%	74861	96000	85431	85400	14900
Pesticides	Beta BHC	pg/g_{lipid}	2	1	50%	1996	1996	NA	NA	NA
Pesticides	cis-Chlordane	pg/g_{lipid}	2	2	100%	88032	248400	168216	168000	113000
Pesticides	cis-Nonachlor	pg/g_{lipid}	2	2	100%	63519	159600	111559	112000	67900
Pesticides	Dieldrin	pg/g_{lipid}	2	2	100%	140509	326800	233655	234000	132000
Pesticides	Gamma BHC (Lindane)	pg/g_{lipid}	2	1	50%	409	409	NA	NA	NA
Pesticides	Heptachlor epoxide	pg/g_{lipid}	2	2	100%	21646	36560	29103	29100	10500
Pesticides	Hexachlorobenzene	pg/g_{lipid}	2	2	100%	819	4680	2749	2750	2730
Pesticides	Mirex	pg/g_{lipid}	2	1	50%	1373	1373	NA	NA	NA
Pesticides	Oxychlordane	pg/g_{lipid}	2	2	100%	23597	66000	44799	44800	30000
Pesticides	Total Alpha + Gamma Chlordane	pg/g_{lipid}	2	2	100%	121650	308000	214825	215000	132000
Pesticides	Total DDT (2,4 & 4,4)	pg/g_{lipid}	2	2	100%	1685000	4510000	3097500	3100000	2000000
Pesticides	Total DDT (2,4)	pg/g_{lipid}	2	2	100%	41200	73600	57400	57400	22900
Pesticides	Total DDT (4,4)	pg/g_{lipid}	2	2	100%	1645000	4440000	3042500	3040000	1980000
Pesticides	Trans-chlordane	pg/g_{lipid}	2	2	100%	33743	59600	46672	46700	18300
Pesticides	Trans-heptachlor epoxide	pg/g_{lipid}	2	1	50%	20120	20120	NA	NA	NA
Pesticides	Trans-nonachlor	pg/g_{lipid}	2	2	100%	142176	397200	269688	270000	180000
Semivolatiles	2-Methylnaphthalene	ug/kg_{lipid}	2	1	50%	124	124	NA	NA	NA
Semivolatiles	Acenaphthene	ug/kg_{lipid}	2	1	50%	246	246	NA	NA	NA
Semivolatiles	Anthracene	ug/kg_{lipid}	2	1	50%	167	167	NA	NA	NA
Semivolatiles	C1-Naphthalenes	ug/kg_{lipid}	2	1	50%	328	328	NA	NA	NA
Semivolatiles	Chrysene	ug/kg_{lipid}	2	1	50%	106	106	NA	NA	NA
Semivolatiles	Fluoranthene	ug/kg_{lipid}	2	1	50%	254	254	NA	NA	NA
Semivolatiles	Fluorene	ug/kg_{lipid}	2	1	50%	169	169	NA	NA	NA
Semivolatiles	Naphthalene	ug/kg_{lipid}	2	1	50%	127	127	NA	NA	NA
Semivolatiles	Phenanthrene	ug/kg_{lipid}	2	1	50%	167	167	NA	NA	NA
Semivolatiles	Pyrene	ug/kg_{lipid}	2	2	100%	136	243	190	190	75.9
Semivolatiles	Total HMW PAHs	ug/kg_{lipid}	2	2	100%	136	556	346	346	297
Semivolatiles	Total LMW PAHs	ug/kg_{lipid}	2	2	100%	124	687	405	405	398
Semivolatiles	Total PAHs	ug/kg_{lipid}	2	2	100%	260	1242	751	751	694
SOUTH ZONE										
Aroclor PCBs	Aroclor 1254	ug/kg_{lipid}	2	2	100%	16000	39024	27512	27500	16300
Aroclor PCBs	Total Aroclor PCBs (Sum Of 7 Aroclors)	ug/kg_{lipid}	2	2	100%	16000	39000	27500	27500	16300
Aroclor PCBs	Total Aroclor PCBs (Sum Of 9 Aroclors)	ug/kg_{lipid}	2	2	100%	16000	39000	27500	27500	16300
Dioxins/Furans	1,2,3,4,6,7,8-HpCDD	ng/kg_{lipid}	2	2	100%	7.15	23.2	15.2	15.2	11.3
Dioxins/Furans	1,2,3,4,6,7,8-HpCDF	ng/kg_{lipid}	2	2	100%	31.2	55.6	43.4	43.4	17.2
Dioxins/Furans	1,2,3,4,7,8-HxCDD	ng/kg_{lipid}	2	1	50%	2.62	2.62	NA	NA	NA
Dioxins/Furans	1,2,3,4,7,8-HxCDF	ng/kg_{lipid}	2	2	100%	2.20	3.80	3.00	3.00	1.13
Dioxins/Furans	1,2,3,6,7,8-HxCDD	ng/kg_{lipid}	2	2	100%	1.64	3.80	2.72	2.72	1.53
Dioxins/Furans	1,2,3,6,7,8-HxCDF	ng/kg_{lipid}	2	2	100%	12.9	23.2	18.0	18	7.3
Dioxins/Furans	1,2,3,7,8,9-HxCDD	ng/kg_{lipid}	2	2	100%	1.30	3.36	2.33	2.33	1.46
Dioxins/Furans	1,2,3,7,8,9-HxCDF	ng/kg_{lipid}	2	1	50%	2.61	2.61	NA	NA	NA
Dioxins/Furans	1,2,3,7,8-PCDD	ng/kg_{lipid}	2	2	100%	6.37	6.64	6.51	6.51	0.191
Dioxins/Furans	1,2,3,7,8-PCDF	ng/kg_{lipid}	2	2	100%	32.8	45.1	38.9	38.9	8.74

Table 3-23
Statistical Summary of Detected Analytes by Zone - Mummichog (Whole Body) - Lipid Normalized

Parameter Group	Analyte	Units	Number of Valid Results[1]	Number of Detects	Detection Frequency	Minimum Detect	Maximum Detect	Median Value	Mean of Detects	Standard Deviation
Dioxins/Furans	2,3,4,6,7,8-HxCDF	ng/kg_{lipid}	2	2	100%	1.28	1.96	1.62	1.62	0.481
Dioxins/Furans	2,3,4,7,8-PCDF	ng/kg_{lipid}	2	2	100%	27.3	30.9	29.1	29.1	2.52
Dioxins/Furans	2,3,7,8-TCDD	ng/kg_{lipid}	2	2	100%	146	278	212	212	93.6
Dioxins/Furans	2,3,7,8-TCDF	ng/kg_{lipid}	2	2	100%	17.8	31.5	24.7	24.7	9.63
Dioxins/Furans	OCDD	ng/kg_{lipid}	2	2	100%	44.9	168	107	107	87.3
Dioxins/Furans	OCDF	ng/kg_{lipid}	2	2	100%	2.61	32.3	17.4	17.4	21
PCB Congeners	PCB-1	ng/kg_{lipid}	2	2	100%	600	1927	1263	1260	938
PCB Congeners	PCB-10	ng/kg_{lipid}	2	2	100%	580	2346	1463	1460	1250
PCB Congeners	PCB-103	ng/kg_{lipid}	2	2	100%	11000	35122	23061	23100	17100
PCB Congeners	PCB-104	ng/kg_{lipid}	2	2	100%	564	1349	956	956	555
PCB Congeners	PCB-105	ng/kg_{lipid}	2	2	100%	524000	2163415	1343707	1340000	1160000
PCB Congeners	PCB-107	ng/kg_{lipid}	2	2	100%	114400	343902	229151	229000	162000
PCB Congeners	PCB-108/124	ng/kg_{lipid}	2	2	100%	17560	63902	40731	40700	32800
PCB Congeners	PCB-11	ng/kg_{lipid}	2	2	100%	2020	2288	2154	2150	190
PCB Congeners	PCB-110/115	ng/kg_{lipid}	2	2	100%	1680000	5390244	3535122	3540000	2620000
PCB Congeners	PCB-111	ng/kg_{lipid}	2	2	100%	1284	2268	1776	1780	696
PCB Congeners	PCB-112	ng/kg_{lipid}	2	2	100%	2896	17561	10228	10200	10400
PCB Congeners	PCB-114	ng/kg_{lipid}	2	2	100%	36760	164146	100453	100000	90100
PCB Congeners	PCB-118	ng/kg_{lipid}	2	2	100%	1780000	5707317	3743659	3740000	2780000
PCB Congeners	PCB-12/13	ng/kg_{lipid}	2	2	100%	232	1244	738	738	716
PCB Congeners	PCB-120	ng/kg_{lipid}	2	2	100%	6960	12732	9846	9850	4080
PCB Congeners	PCB-121	ng/kg_{lipid}	2	2	100%	540	1159	849	849	437
PCB Congeners	PCB-122	ng/kg_{lipid}	2	2	100%	648	3537	2092	2090	2040
PCB Congeners	PCB-123	ng/kg_{lipid}	2	2	100%	29880	140244	85062	85100	78000
PCB Congeners	PCB-126	ng/kg_{lipid}	2	2	100%	4720	15122	9921	9920	7360
PCB Congeners	PCB-127	ng/kg_{lipid}	2	2	100%	1744	3098	2421	2420	957
PCB Congeners	PCB-128/166	ng/kg_{lipid}	2	2	100%	228800	363415	296107	296000	95200
PCB Congeners	PCB-129/138/163	ng/kg_{lipid}	2	2	100%	2000000	2829268	2414634	2410000	586000
PCB Congeners	PCB-130	ng/kg_{lipid}	2	2	100%	104400	168049	136224	136000	45000
PCB Congeners	PCB-131	ng/kg_{lipid}	2	2	100%	3712	9293	6502	6500	3950
PCB Congeners	PCB-132	ng/kg_{lipid}	2	2	100%	294400	465854	380127	380000	121000
PCB Congeners	PCB-133	ng/kg_{lipid}	2	2	100%	31120	42927	37023	37000	8350
PCB Congeners	PCB-134	ng/kg_{lipid}	2	2	100%	31960	57073	44517	44500	17800
PCB Congeners	PCB-135/151	ng/kg_{lipid}	2	2	100%	340400	507317	423859	424000	118000
PCB Congeners	PCB-136	ng/kg_{lipid}	2	2	100%	46800	74146	60473	60500	19300
PCB Congeners	PCB-137	ng/kg_{lipid}	2	2	100%	88000	164634	126317	126000	54200
PCB Congeners	PCB-139/140	ng/kg_{lipid}	2	2	100%	28040	41463	34752	34800	9490
PCB Congeners	PCB-141	ng/kg_{lipid}	2	2	100%	218400	341463	279932	280000	87000
PCB Congeners	PCB-142	ng/kg_{lipid}	2	1	50%	290	290	NA	NA	NA
PCB Congeners	PCB-143	ng/kg_{lipid}	2	2	100%	3348	3585	3467	3470	168
PCB Congeners	PCB-144	ng/kg_{lipid}	2	2	100%	52000	74146	63073	63100	15700
PCB Congeners	PCB-145	ng/kg_{lipid}	2	2	100%	284	690	487	487	288
PCB Congeners	PCB-146	ng/kg_{lipid}	2	2	100%	275200	353659	314429	314000	55500
PCB Congeners	PCB-147/149	ng/kg_{lipid}	2	2	100%	888000	1087805	987902	988000	141000
PCB Congeners	PCB-148	ng/kg_{lipid}	2	2	100%	2964	4171	3567	3570	853
PCB Congeners	PCB-15	ng/kg_{lipid}	2	2	100%	744	2129	1437	1440	980
PCB Congeners	PCB-150	ng/kg_{lipid}	2	2	100%	1948	3805	2876	2880	1310
PCB Congeners	PCB-152	ng/kg_{lipid}	2	2	100%	183	802	493	493	438
PCB Congeners	PCB-153/168	ng/kg_{lipid}	2	2	100%	1904000	2341463	2122732	2120000	309000
PCB Congeners	PCB-154	ng/kg_{lipid}	2	2	100%	24120	39024	31572	31600	10500
PCB Congeners	PCB-155	ng/kg_{lipid}	2	2	100%	7098	7560	7329	7330	327
PCB Congeners	PCB-156/157	ng/kg_{lipid}	2	2	100%	166400	307317	236859	237000	99600
PCB Congeners	PCB-158	ng/kg_{lipid}	2	2	100%	166000	231707	198854	199000	46500
PCB Congeners	PCB-159	ng/kg_{lipid}	2	2	100%	227	324	276	276	69
PCB Congeners	PCB-16	ng/kg_{lipid}	2	2	100%	18160	50732	34446	34400	23000
PCB Congeners	PCB-160	ng/kg_{lipid}	2	2	100%	1116	1256	1186	1190	99.1
PCB Congeners	PCB-161	ng/kg_{lipid}	2	2	100%	153	351	252	252	140

Table 3-23
Statistical Summary of Detected Analytes by Zone - Mummichog (Whole Body) - Lipid Normalized

Parameter Group	Analyte	Units	Number of Valid Results[1]	Number of Detects	Detection Frequency	Minimum Detect	Maximum Detect	Median Value	Mean of Detects	Standard Deviation
PCB Congeners	PCB-162	ng/kg_{lipid}	1	1	50%	12200	12200	NA	NA	NA
PCB Congeners	PCB-164	ng/kg_{lipid}	2	2	100%	77200	118537	97868	97900	29200
PCB Congeners	PCB-165	ng/kg_{lipid}	2	2	100%	948	1349	1148	1150	283
PCB Congeners	PCB-167	ng/kg_{lipid}	2	2	100%	69600	110244	89922	89900	28700
PCB Congeners	PCB-17	ng/kg_{lipid}	2	2	100%	46800	205366	126083	126000	112000
PCB Congeners	PCB-170	ng/kg_{lipid}	2	2	100%	268000	348780	308390	308000	57100
PCB Congeners	PCB-171/173	ng/kg_{lipid}	1	1	50%	83171	83171	NA	NA	NA
PCB Congeners	PCB-172	ng/kg_{lipid}	2	2	100%	55600	66098	60849	60800	7420
PCB Congeners	PCB-174	ng/kg_{lipid}	2	2	100%	151600	192927	172263	172000	29200
PCB Congeners	PCB-175	ng/kg_{lipid}	2	2	100%	14341	15440	14891	14900	777
PCB Congeners	PCB-176	ng/kg_{lipid}	2	2	100%	21320	24024	22672	22700	1910
PCB Congeners	PCB-178	ng/kg_{lipid}	2	2	100%	82400	93659	88029	88000	7960
PCB Congeners	PCB-179	ng/kg_{lipid}	2	2	100%	41600	52195	46898	46900	7490
PCB Congeners	PCB-18/30	ng/kg_{lipid}	2	2	100%	56000	268293	162146	162000	150000
PCB Congeners	PCB-180/193	ng/kg_{lipid}	1	1	50%	865854	865854	NA	NA	NA
PCB Congeners	PCB-182	ng/kg_{lipid}	2	2	100%	2452	2805	2628	2630	250
PCB Congeners	PCB-183/185	ng/kg_{lipid}	2	2	100%	234878	254000	244439	244000	13500
PCB Congeners	PCB-184	ng/kg_{lipid}	2	2	100%	717	928	823	823	149
PCB Congeners	PCB-186	ng/kg_{lipid}	2	1	50%	89.2	89.2	NA	NA	NA
PCB Congeners	PCB-187	ng/kg_{lipid}	2	2	100%	568000	626829	597415	597000	41600
PCB Congeners	PCB-188	ng/kg_{lipid}	2	2	100%	1340	1673	1507	1510	236
PCB Congeners	PCB-189	ng/kg_{lipid}	2	2	100%	9720	14415	12067	12100	3320
PCB Congeners	PCB-19	ng/kg_{lipid}	2	2	100%	5320	48537	26928	26900	30600
PCB Congeners	PCB-190	ng/kg_{lipid}	2	2	100%	56000	70976	63488	63500	10600
PCB Congeners	PCB-191	ng/kg_{lipid}	2	2	100%	13390	13560	13475	13500	120
PCB Congeners	PCB-192	ng/kg_{lipid}	2	1	50%	65.6	65.6	NA	NA	NA
PCB Congeners	PCB-194	ng/kg_{lipid}	2	2	100%	102000	118049	110024	110000	11300
PCB Congeners	PCB-195	ng/kg_{lipid}	2	2	100%	39160	44634	41897	41900	3870
PCB Congeners	PCB-196	ng/kg_{lipid}	2	2	100%	68537	71200	69868	69900	1880
PCB Congeners	PCB-197/200	ng/kg_{lipid}	2	2	100%	13160	14341	13751	13800	835
PCB Congeners	PCB-198/199	ng/kg_{lipid}	2	2	100%	164400	187561	175980	176000	16400
PCB Congeners	PCB-2	ng/kg_{lipid}	2	1	50%	104	104	NA	NA	NA
PCB Congeners	PCB-20/28	ng/kg_{lipid}	2	2	100%	608000	2585366	1596683	1600000	1400000
PCB Congeners	PCB-201	ng/kg_{lipid}	2	2	100%	19098	22680	20889	20900	2530
PCB Congeners	PCB-202	ng/kg_{lipid}	2	2	100%	48780	55200	51990	52000	4540
PCB Congeners	PCB-203	ng/kg_{lipid}	2	2	100%	103600	116098	109849	110000	8840
PCB Congeners	PCB-204	ng/kg_{lipid}	2	1	50%	192	192	NA	NA	NA
PCB Congeners	PCB-205	ng/kg_{lipid}	2	2	100%	3920	4878	4399	4400	677
PCB Congeners	PCB-206	ng/kg_{lipid}	2	2	100%	49268	63600	56434	56400	10100
PCB Congeners	PCB-207	ng/kg_{lipid}	2	2	100%	6024	10200	8112	8110	2950
PCB Congeners	PCB-208	ng/kg_{lipid}	2	2	100%	20122	30600	25361	25400	7410
PCB Congeners	PCB-209	ng/kg_{lipid}	2	2	100%	19220	40400	29810	29800	15000
PCB Congeners	PCB-21/33	ng/kg_{lipid}	2	2	100%	7560	31463	19512	19500	16900
PCB Congeners	PCB-22	ng/kg_{lipid}	2	2	100%	52000	194878	123439	123000	101000
PCB Congeners	PCB-23	ng/kg_{lipid}	2	2	100%	139	320	229	229	128
PCB Congeners	PCB-24	ng/kg_{lipid}	2	2	100%	608	1802	1205	1210	845
PCB Congeners	PCB-25	ng/kg_{lipid}	2	2	100%	10040	79512	44776	44800	49100
PCB Congeners	PCB-26/29	ng/kg_{lipid}	2	2	100%	27720	166585	97153	97200	98200
PCB Congeners	PCB-27	ng/kg_{lipid}	2	2	100%	7960	67805	37882	37900	42300
PCB Congeners	PCB-3	ng/kg_{lipid}	2	1	50%	193	193	NA	NA	NA
PCB Congeners	PCB-31	ng/kg_{lipid}	2	2	100%	202400	758537	480468	480000	393000
PCB Congeners	PCB-32	ng/kg_{lipid}	2	2	100%	87600	365854	226727	227000	197000
PCB Congeners	PCB-34	ng/kg_{lipid}	2	2	100%	664	4561	2612	2610	2760
PCB Congeners	PCB-35	ng/kg_{lipid}	2	1	50%	182	182	NA	NA	NA
PCB Congeners	PCB-36	ng/kg_{lipid}	2	1	50%	48.8	48.8	NA	NA	NA
PCB Congeners	PCB-37	ng/kg_{lipid}	2	2	100%	3608	21732	12670	12700	12800
PCB Congeners	PCB-38	ng/kg_{lipid}	2	2	100%	200	1388	794	794	840

Table 3-23
Statistical Summary of Detected Analytes by Zone - Mummichog (Whole Body) - Lipid Normalized

Parameter Group	Analyte	Units	Number of Valid Results[1]	Number of Detects	Detection Frequency	Minimum Detect	Maximum Detect	Median Value	Mean of Detects	Standard Deviation
PCB Congeners	PCB-39	ng/kg_{lipid}	2	2	100%	280	3317	1798	1800	2150
PCB Congeners	PCB-4	ng/kg_{lipid}	2	2	100%	7840	59756	33798	33800	36700
PCB Congeners	PCB-40/71	ng/kg_{lipid}	2	2	100%	246400	1126829	686615	687000	623000
PCB Congeners	PCB-41	ng/kg_{lipid}	2	2	100%	15440	84146	49793	49800	48600
PCB Congeners	PCB-42	ng/kg_{lipid}	2	2	100%	161200	921951	541576	542000	538000
PCB Congeners	PCB-43	ng/kg_{lipid}	2	2	100%	19480	97561	58520	58500	55200
PCB Congeners	PCB-44/47/65	ng/kg_{lipid}	2	2	100%	708000	4073171	2390585	2390000	2380000
PCB Congeners	PCB-45	ng/kg_{lipid}	2	2	100%	22360	197805	110082	110000	124000
PCB Congeners	PCB-46	ng/kg_{lipid}	2	2	100%	4200	33659	18929	18900	20800
PCB Congeners	PCB-48	ng/kg_{lipid}	2	2	100%	16920	210000	113460	113000	137000
PCB Congeners	PCB-49/69	ng/kg_{lipid}	2	2	100%	596000	3780488	2188244	2190000	2250000
PCB Congeners	PCB-5	ng/kg_{lipid}	2	2	100%	93.6	128	111	111	24.2
PCB Congeners	PCB-50/53	ng/kg_{lipid}	2	2	100%	41600	290244	165922	166000	176000
PCB Congeners	PCB-51	ng/kg_{lipid}	2	2	100%	36800	142927	89863	89900	75000
PCB Congeners	PCB-52	ng/kg_{lipid}	2	2	100%	764000	4195122	2479561	2480000	2430000
PCB Congeners	PCB-54	ng/kg_{lipid}	2	2	100%	556	3049	1802	1800	1760
PCB Congeners	PCB-55	ng/kg_{lipid}	2	2	100%	1956	8439	5198	5200	4580
PCB Congeners	PCB-56	ng/kg_{lipid}	1	1	50%	258537	258537	NA	NA	NA
PCB Congeners	PCB-57	ng/kg_{lipid}	2	2	100%	844	5000	2922	2920	2940
PCB Congeners	PCB-58	ng/kg_{lipid}	2	2	100%	912	3829	2371	2370	2060
PCB Congeners	PCB-6	ng/kg_{lipid}	2	2	100%	1884	23488	12686	12700	15300
PCB Congeners	PCB-60	ng/kg_{lipid}	2	2	100%	188800	1221951	705376	705000	731000
PCB Congeners	PCB-61/70/74/76	ng/kg_{lipid}	2	2	100%	1044000	6073171	3558585	3560000	3560000
PCB Congeners	PCB-62/75	ng/kg_{lipid}	2	2	100%	55200	334146	194673	195000	197000
PCB Congeners	PCB-63	ng/kg_{lipid}	2	2	100%	45200	210732	127966	128000	117000
PCB Congeners	PCB-64	ng/kg_{lipid}	2	2	100%	480000	2853659	1666829	1670000	1680000
PCB Congeners	PCB-66	ng/kg_{lipid}	2	2	100%	1236000	8951220	5093610	5090000	5460000
PCB Congeners	PCB-67	ng/kg_{lipid}	2	2	100%	2444	14732	8588	8590	8690
PCB Congeners	PCB-68	ng/kg_{lipid}	2	2	100%	8080	27561	17820	17800	13800
PCB Congeners	PCB-7	ng/kg_{lipid}	2	2	100%	334	585	460	460	178
PCB Congeners	PCB-72	ng/kg_{lipid}	2	2	100%	12040	42927	27483	27500	21800
PCB Congeners	PCB-73	ng/kg_{lipid}	2	2	100%	1912	8878	5395	5400	4930
PCB Congeners	PCB-77	ng/kg_{lipid}	1	1	50%	102927	102927	NA	NA	NA
PCB Congeners	PCB-79	ng/kg_{lipid}	2	2	100%	4920	20488	12704	12700	11000
PCB Congeners	PCB-8	ng/kg_{lipid}	2	2	100%	9880	33171	21525	21500	16500
PCB Congeners	PCB-81	ng/kg_{lipid}	2	2	100%	1324	11390	6357	6360	7120
PCB Congeners	PCB-82	ng/kg_{lipid}	2	2	100%	55600	341463	198532	199000	202000
PCB Congeners	PCB-83	ng/kg_{lipid}	2	2	100%	27560	168780	98170	98200	99900
PCB Congeners	PCB-84	ng/kg_{lipid}	2	2	100%	70400	321951	196176	196000	178000
PCB Congeners	PCB-85/116/117	ng/kg_{lipid}	2	2	100%	327600	1421951	874776	875000	774000
PCB Congeners	PCB-86/87/97/109/119/125	ng/kg_{lipid}	1	1	50%	2634146	2634146	NA	NA	NA
PCB Congeners	PCB-88	ng/kg_{lipid}	2	2	100%	327	1595	961	961	897
PCB Congeners	PCB-89	ng/kg_{lipid}	2	2	100%	7360	45854	26607	26600	27200
PCB Congeners	PCB-9	ng/kg_{lipid}	2	2	100%	318	990	654	654	476
PCB Congeners	PCB-90/101/113	ng/kg_{lipid}	2	2	100%	1176000	4195122	2685561	2690000	2130000
PCB Congeners	PCB-91	ng/kg_{lipid}	2	2	100%	184800	680488	432644	433000	351000
PCB Congeners	PCB-92	ng/kg_{lipid}	2	2	100%	286400	773171	529785	530000	344000
PCB Congeners	PCB-93/100	ng/kg_{lipid}	2	2	100%	19360	60488	39924	39900	29100
PCB Congeners	PCB-94	ng/kg_{lipid}	2	2	100%	1940	13049	7494	7490	7860
PCB Congeners	PCB-96	ng/kg_{lipid}	2	2	100%	1316	10512	5914	5910	6500
PCB Congeners	PCB-98/102	ng/kg_{lipid}	2	2	100%	32920	159756	96338	96300	89700
PCB Congeners	PCB-99	ng/kg_{lipid}	2	2	100%	1040000	3878049	2459024	2460000	2010000
PCB Congeners	Total PCB Congeners (209)	ng/kg_{lipid}	2	2	100%	23700000	82200000	52950000	53000000	41400000
Pesticides	2,4'-DDD	pg/g_{lipid}	2	2	100%	167600	168293	167946	168000	490
Pesticides	2,4'-DDE	pg/g_{lipid}	2	2	100%	278000	290244	284122	284000	8660
Pesticides	4,4'-DDD	pg/g_{lipid}	2	2	100%	4317073	5000000	4658537	4660000	483000
Pesticides	4,4'-DDE	pg/g_{lipid}	2	2	100%	4682927	8800000	6741463	6740000	2910000

Table 3-23
Statistical Summary of Detected Analytes by Zone - Mummichog (Whole Body) - Lipid Normalized

Parameter Group	Analyte	Units	Number of Valid Results[1]	Number of Detects	Detection Frequency	Minimum Detect	Maximum Detect	Median Value	Mean of Detects	Standard Deviation
Pesticides	4,4'-DDT	pg/g_{lipid}	2	2	100%	89200	118049	103624	104000	20400
Pesticides	Alpha BHC	pg/g_{lipid}	2	1	50%	988	988	NA	NA	NA
Pesticides	Beta BHC	pg/g_{lipid}	2	2	100%	1156	1400	1278	1280	173
Pesticides	cis-Chlordane	pg/g_{lipid}	2	2	100%	111220	123600	117410	117000	8750
Pesticides	cis-Nonachlor	pg/g_{lipid}	2	2	100%	70244	79200	74722	74700	6330
Pesticides	Dieldrin	pg/g_{lipid}	2	2	100%	130244	163600	146922	147000	23600
Pesticides	Gamma BHC (Lindane)	pg/g_{lipid}	2	1	50%	615	615	NA	NA	NA
Pesticides	Heptachlor	pg/g_{lipid}	2	1	50%	412	412	NA	NA	NA
Pesticides	Heptachlor epoxide	pg/g_{lipid}	2	2	100%	11800	20756	16278	16300	6330
Pesticides	Hexachlorobenzene	pg/g_{lipid}	2	2	100%	846	1300	1073	1070	321
Pesticides	Mirex	pg/g_{lipid}	2	2	100%	1724	1846	1785	1790	86.5
Pesticides	Oxychlordane	pg/g_{lipid}	2	2	100%	28600	36829	32715	32700	5820
Pesticides	Total Alpha + Gamma Chlordane	pg/g_{lipid}	2	2	100%	151000	151000	151000	151000	0
Pesticides	Total DDT (2,4 & 4,4)	pg/g_{lipid}	2	2	100%	9580000	14300000	11940000	11900000	3340000
Pesticides	Total DDT (2,4)	pg/g_{lipid}	2	2	100%	446000	459000	452500	453000	9190
Pesticides	Total DDT (4,4)	pg/g_{lipid}	2	2	100%	9120000	13900000	11510000	11500000	3380000
Pesticides	Trans-chlordane	pg/g_{lipid}	2	2	100%	27760	40244	34002	34000	8830
Pesticides	Trans-heptachlor epoxide	pg/g_{lipid}	2	2	100%	6000	11341	8671	8670	3780
Pesticides	Trans-nonachlor	pg/g_{lipid}	2	2	100%	185200	196341	190771	191000	7880
Semivolatiles	Acenaphthene	ug/kg_{lipid}	2	1	50%	112	112	NA	NA	NA
Semivolatiles	C2-Naphthalenes	ug/kg_{lipid}	2	1	50%	537	537	NA	NA	NA
Semivolatiles	Total LMW PAHs	ug/kg_{lipid}	2	1	50%	112	112	NA	NA	NA
Semivolatiles	Total PAHs	ug/kg_{lipid}	2	1	50%	112	112	NA	NA	NA

Footnotes:
[1]Valid results are results that were found to be valid as a result of data validation. Only valid data are used in statistical analyses. Additional details regarding rejected data are provided in Appendix E of this report.

Notes:
1. Only detected values were included in the calculation of totals.
2. Non-detect ("U" qualified) data were excluded from the statistical analysis.

DDD = dichlorodiphenyldichloroethane
DDE = dichlorodiphenyldichloroethylene
DDT = dichlorodiphenyltrichloroethane
HMW = high molecular weight
LMW = low molecular weight
PAH = polycyclic aromatic hydrocarbon
PCB = polychlorinated biphenyl
NA = not applicable

% = percent
mg/kg = milligrams per kilogram
ng/g = nanograms per gram
ng/kg = nanograms per kilogram
pg/g = picograms per gram
ug/kg = micrograms per kilogram

Table 3-24
Statistical Summary of Detected Analytes - Striped Killifish (Whole Body) - Lipid Normalized

Parameter Group	Analyte	Units	Number of Valid Results[1]	Number of Detects	Detection Frequency	Minimum Detect	Maximum Detect	Median Value	Mean of Detects	Standard Deviation
Aroclor PCBs	Aroclor 1248	ug/kg_{lipid}	13	9	69%	9286	60000	15135	21100	16700
Aroclor PCBs	Aroclor 1254	ug/kg_{lipid}	13	13	100%	8163	197143	16875	44300	65700
Aroclor PCBs	Aroclor 1260	ug/kg_{lipid}	13	1	8%	10556	10556	NA	NA	NA
Aroclor PCBs	Aroclor 1262	ug/kg_{lipid}	13	9	69%	1551	5000	3409	3450	1150
Aroclor PCBs	Total Aroclor PCBs (Sum of 7 Aroclors)	ug/kg_{lipid}	13	13	100%	8160	197000	35300	59600	61900
Aroclor PCBs	Total Aroclor PCBs (Sum of 9 Aroclors)	ug/kg_{lipid}	13	13	100%	9710	197000	35300	62000	61100
Butyltins	Tributyltin	ug/kg_{lipid}	13	1	8%	52.8	52.8	NA	NA	NA
Dioxins/Furans	1,2,3,4,6,7,8-HpCDD	ng/kg_{lipid}	13	13	100%	11.8	318	40.7	74.4	97.7
Dioxins/Furans	1,2,3,4,6,7,8-HpCDF	ng/kg_{lipid}	13	13	100%	7.28	4172	50.3	422	1140
Dioxins/Furans	1,2,3,4,7,8,9-HpCDF	ng/kg_{lipid}	13	4	31%	4.04	10.4	7.70	7.46	2.79
Dioxins/Furans	1,2,3,4,7,8-HxCDD	ng/kg_{lipid}	13	13	100%	1.22	85.2	3.33	14.3	26.3
Dioxins/Furans	1,2,3,4,7,8-HxCDF	ng/kg_{lipid}	13	13	100%	5.37	938	15.1	92.5	255
Dioxins/Furans	1,2,3,6,7,8-HxCDD	ng/kg_{lipid}	13	13	100%	3.02	85	7.43	17.3	26.7
Dioxins/Furans	1,2,3,6,7,8-HxCDF	ng/kg_{lipid}	13	13	100%	20.0	1621	35.7	178	438
Dioxins/Furans	1,2,3,7,8,9-HxCDD	ng/kg_{lipid}	13	13	100%	2.86	72	6.70	13.4	19.5
Dioxins/Furans	1,2,3,7,8,9-HxCDF	ng/kg_{lipid}	13	10	77%	1.00	47	2.54	9.11	14.6
Dioxins/Furans	1,2,3,7,8-PCDD	ng/kg_{lipid}	13	11	85%	6.97	120	14.7	23.5	32.4
Dioxins/Furans	1,2,3,7,8-PCDF	ng/kg_{lipid}	13	12	92%	4.29	660	65.8	116	175
Dioxins/Furans	2,3,4,6,7,8-HxCDF	ng/kg_{lipid}	13	13	100%	2.17	83.1	2.89	11.7	22.9
Dioxins/Furans	2,3,4,7,8-PCDF	ng/kg_{lipid}	13	12	92%	5.95	2383	85	306	667
Dioxins/Furans	2,3,7,8-TCDD	ng/kg_{lipid}	13	13	100%	101	13483	669	1930	3670
Dioxins/Furans	2,3,7,8-TCDF	ng/kg_{lipid}	13	13	100%	12.2	322	21.9	57.1	94
Dioxins/Furans	OCDD	ng/kg_{lipid}	13	13	100%	59.0	2562	238	503	713
Dioxins/Furans	OCDF	ng/kg_{lipid}	13	13	100%	10.3	1124	30.8	128	303
PCB Congeners	PCB-1	ng/kg_{lipid}	13	13	100%	516	255714	1590	32300	73900
PCB Congeners	PCB-10	ng/kg_{lipid}	13	13	100%	1568	38286	2325	8290	11100
PCB Congeners	PCB-103	ng/kg_{lipid}	13	13	100%	13633	431034	35135	77300	120000
PCB Congeners	PCB-104	ng/kg_{lipid}	13	13	100%	1367	81724	3906	12400	22200
PCB Congeners	PCB-105	ng/kg_{lipid}	13	13	100%	196735	6114286	429730	1280000	1950000
PCB Congeners	PCB-107	ng/kg_{lipid}	13	13	100%	47551	1203448	113409	277000	405000
PCB Congeners	PCB-108/124	ng/kg_{lipid}	13	13	100%	8918	202857	18909	44700	64400
PCB Congeners	PCB-11	ng/kg_{lipid}	13	13	100%	1052	28897	1816	5570	9640
PCB Congeners	PCB-110/115	ng/kg_{lipid}	13	13	100%	869388	21586207	1800000	4840000	7350000
PCB Congeners	PCB-111	ng/kg_{lipid}	13	13	100%	845	21759	1917	4190	6340
PCB Congeners	PCB-112	ng/kg_{lipid}	13	13	100%	1681	34483	5114	9200	10900
PCB Congeners	PCB-114	ng/kg_{lipid}	13	13	100%	12918	434286	32432	92400	141000
PCB Congeners	PCB-118	ng/kg_{lipid}	13	13	100%	669388	19800000	1637838	4400000	6840000
PCB Congeners	PCB-12/13	ng/kg_{lipid}	13	13	100%	195	8829	424	1790	2840
PCB Congeners	PCB-120	ng/kg_{lipid}	13	13	100%	3939	113103	9295	22000	33600
PCB Congeners	PCB-121	ng/kg_{lipid}	9	8	62%	571	9086	1279	2230	2800
PCB Congeners	PCB-122	ng/kg_{lipid}	13	11	85%	267	1294	646	688	361
PCB Congeners	PCB-123	ng/kg_{lipid}	13	13	100%	13388	397143	29189	83400	128000
PCB Congeners	PCB-126	ng/kg_{lipid}	13	13	100%	1673	33429	3649	8060	11300
PCB Congeners	PCB-127	ng/kg_{lipid}	13	13	100%	769	28276	1539	5590	9970
PCB Congeners	PCB-128/166	ng/kg_{lipid}	13	13	100%	93878	2217143	185385	477000	728000
PCB Congeners	PCB-129/138/163	ng/kg_{lipid}	13	13	100%	895918	25275862	1966667	5200000	8330000
PCB Congeners	PCB-130	ng/kg_{lipid}	13	13	100%	49796	1206897	99730	252000	389000
PCB Congeners	PCB-131	ng/kg_{lipid}	11	11	85%	5653	144857	11125	33200	51800
PCB Congeners	PCB-132	ng/kg_{lipid}	11	11	85%	149388	4241379	310417	977000	1510000
PCB Congeners	PCB-133	ng/kg_{lipid}	13	13	100%	15041	410345	33667	80500	122000
PCB Congeners	PCB-134	ng/kg_{lipid}	11	11	85%	23265	662069	46818	146000	230000
PCB Congeners	PCB-135/151	ng/kg_{lipid}	12	12	92%	206122	7310345	487039	1430000	2360000
PCB Congeners	PCB-136	ng/kg_{lipid}	12	12	92%	18735	720690	45833	142000	237000
PCB Congeners	PCB-137	ng/kg_{lipid}	13	13	100%	35510	780000	71081	176000	266000
PCB Congeners	PCB-139/140	ng/kg_{lipid}	11	11	85%	12612	314286	24649	75100	118000
PCB Congeners	PCB-14	ng/kg_{lipid}	13	4	31%	19.7	28.2	25.0	24.4	4.28
PCB Congeners	PCB-141	ng/kg_{lipid}	13	13	100%	85918	2275862	225676	500000	713000
PCB Congeners	PCB-142	ng/kg_{lipid}	13	4	31%	136	286	209	210	83

Table 3-24
Statistical Summary of Detected Analytes - Striped Killifish (Whole Body) - Lipid Normalized

Parameter Group	Analyte	Units	Number of Valid Results[1]	Number of Detects	Detection Frequency	Minimum Detect	Maximum Detect	Median Value	Mean of Detects	Standard Deviation
PCB Congeners	PCB-143	ng/kg_{lipid}	11	11	85%	598	26379	2111	6190	9640
PCB Congeners	PCB-144	ng/kg_{lipid}	11	11	85%	26531	765517	56486	177000	279000
PCB Congeners	PCB-145	ng/kg_{lipid}	13	13	100%	56.9	4931	351	992	1670
PCB Congeners	PCB-146	ng/kg_{lipid}	11	11	85%	159762	3931034	281667	845000	1280000
PCB Congeners	PCB-147/149	ng/kg_{lipid}	11	11	85%	408163	12827586	876667	2640000	4240000
PCB Congeners	PCB-148	ng/kg_{lipid}	11	11	85%	2306	105517	5841	18800	32100
PCB Congeners	PCB-15	ng/kg_{lipid}	13	13	100%	381	13483	1006	2840	4100
PCB Congeners	PCB-150	ng/kg_{lipid}	13	13	100%	2245	112069	6267	18500	31000
PCB Congeners	PCB-152	ng/kg_{lipid}	13	13	100%	320	23552	1224	4010	6830
PCB Congeners	PCB-153/168	ng/kg_{lipid}	13	13	100%	938776	31172414	1973333	5640000	9290000
PCB Congeners	PCB-154	ng/kg_{lipid}	12	12	92%	20000	779310	50851	144000	226000
PCB Congeners	PCB-155	ng/kg_{lipid}	13	13	100%	6429	270000	14033	40200	73400
PCB Congeners	PCB-156/157	ng/kg_{lipid}	13	13	100%	64286	1772414	143784	368000	564000
PCB Congeners	PCB-158	ng/kg_{lipid}	13	13	100%	67143	1511429	133958	332000	500000
PCB Congeners	PCB-159	ng/kg_{lipid}	13	11	85%	130	588	308	306	140
PCB Congeners	PCB-16	ng/kg_{lipid}	13	13	100%	17190	451724	39444	102000	143000
PCB Congeners	PCB-160	ng/kg_{lipid}	13	10	77%	433	1236	835	832	287
PCB Congeners	PCB-161	ng/kg_{lipid}	13	10	77%	85.7	445	264	248	108
PCB Congeners	PCB-162	ng/kg_{lipid}	7	5	38%	6020	12563	9538	9450	2890
PCB Congeners	PCB-164	ng/kg_{lipid}	13	13	100%	40408	1020690	83542	212000	323000
PCB Congeners	PCB-165	ng/kg_{lipid}	11	11	85%	748	20759	1311	4010	6400
PCB Congeners	PCB-167	ng/kg_{lipid}	13	13	100%	27551	741379	61351	152000	233000
PCB Congeners	PCB-17	ng/kg_{lipid}	13	13	100%	67143	1651429	147297	428000	556000
PCB Congeners	PCB-170	ng/kg_{lipid}	13	13	100%	117551	3586207	313514	702000	1050000
PCB Congeners	PCB-171/173	ng/kg_{lipid}	8	8	62%	67500	1051724	106470	324000	409000
PCB Congeners	PCB-172	ng/kg_{lipid}	13	13	100%	23061	744828	66486	148000	222000
PCB Congeners	PCB-174	ng/kg_{lipid}	10	10	77%	84048	2275862	175069	501000	751000
PCB Congeners	PCB-175	ng/kg_{lipid}	11	11	85%	7524	190345	16400	43300	61800
PCB Congeners	PCB-176	ng/kg_{lipid}	13	13	100%	11653	427586	27297	82600	132000
PCB Congeners	PCB-177	ng/kg_{lipid}	2	2	15%	1962857	3113793	2538325	2540000	814000
PCB Congeners	PCB-178	ng/kg_{lipid}	11	11	85%	53810	1631034	124722	326000	505000
PCB Congeners	PCB-179	ng/kg_{lipid}	13	13	100%	32449	1389655	90625	250000	408000
PCB Congeners	PCB-18/30	ng/kg_{lipid}	13	13	100%	98367	2468966	230000	597000	797000
PCB Congeners	PCB-180/193	ng/kg_{lipid}	12	12	92%	344898	11068966	899369	2260000	3320000
PCB Congeners	PCB-181	ng/kg_{lipid}	3	3	23%	5472	46552	32000	28000	20800
PCB Congeners	PCB-182	ng/kg_{lipid}	11	11	85%	1621	32931	2739	7120	10200
PCB Congeners	PCB-183/185	ng/kg_{lipid}	11	11	85%	128571	3324138	247000	745000	1090000
PCB Congeners	PCB-184	ng/kg_{lipid}	13	13	100%	673	24241	1171	3650	6750
PCB Congeners	PCB-186	ng/kg_{lipid}	13	6	46%	46.4	475	82.7	143	163
PCB Congeners	PCB-187	ng/kg_{lipid}	13	13	100%	275510	10137931	767568	1850000	2900000
PCB Congeners	PCB-188	ng/kg_{lipid}	13	13	100%	1233	46207	3865	9620	12900
PCB Congeners	PCB-189	ng/kg_{lipid}	13	13	100%	4510	162069	11583	28900	46200
PCB Congeners	PCB-19	ng/kg_{lipid}	11	11	85%	15881	374286	65000	101000	124000
PCB Congeners	PCB-190	ng/kg_{lipid}	13	13	100%	26531	817241	74865	152000	225000
PCB Congeners	PCB-191	ng/kg_{lipid}	13	13	100%	5167	136897	12081	30300	44200
PCB Congeners	PCB-192	ng/kg_{lipid}	13	8	62%	44.3	184	116	116	54.7
PCB Congeners	PCB-194	ng/kg_{lipid}	13	13	100%	36327	1393103	126667	289000	418000
PCB Congeners	PCB-195	ng/kg_{lipid}	13	13	100%	16143	520690	42727	106000	159000
PCB Congeners	PCB-196	ng/kg_{lipid}	13	13	100%	28980	775862	68333	167000	244000
PCB Congeners	PCB-197/200	ng/kg_{lipid}	11	11	85%	3188	222414	15972	50400	78300
PCB Congeners	PCB-198/199	ng/kg_{lipid}	13	13	100%	73061	2331034	190769	454000	686000
PCB Congeners	PCB-2	ng/kg_{lipid}	13	13	100%	44.8	4914	127	603	1350
PCB Congeners	PCB-20/28	ng/kg_{lipid}	13	13	100%	378571	9827586	719444	2450000	3360000
PCB Congeners	PCB-201	ng/kg_{lipid}	13	13	100%	9918	333448	23135	66100	108000
PCB Congeners	PCB-202	ng/kg_{lipid}	13	13	100%	28776	972414	75135	179000	283000
PCB Congeners	PCB-203	ng/kg_{lipid}	13	13	100%	51020	1568966	142045	320000	472000
PCB Congeners	PCB-204	ng/kg_{lipid}	13	8	62%	94.9	4241	223	709	1430
PCB Congeners	PCB-205	ng/kg_{lipid}	13	13	100%	2265	93793	6722	16900	27000

Table 3-24
Statistical Summary of Detected Analytes - Striped Killifish (Whole Body) - Lipid Normalized

Parameter Group	Analyte	Units	Number of Valid Results[1]	Number of Detects	Detection Frequency	Minimum Detect	Maximum Detect	Median Value	Mean of Detects	Standard Deviation
PCB Congeners	PCB-206	ng/kg_{lipid}	13	13	100%	30000	696552	78649	155000	204000
PCB Congeners	PCB-207	ng/kg_{lipid}	13	13	100%	3286	82759	6700	17500	26000
PCB Congeners	PCB-208	ng/kg_{lipid}	13	13	100%	10816	276897	24297	60700	88000
PCB Congeners	PCB-209	ng/kg_{lipid}	13	13	100%	9857	296897	24897	64400	103000
PCB Congeners	PCB-21/33	ng/kg_{lipid}	13	13	100%	11500	417241	31667	91900	140000
PCB Congeners	PCB-22	ng/kg_{lipid}	13	13	100%	19929	510345	39167	124000	175000
PCB Congeners	PCB-23	ng/kg_{lipid}	13	13	100%	98.3	3621	286	835	1250
PCB Congeners	PCB-24	ng/kg_{lipid}	13	13	100%	990	29862	2389	6740	9170
PCB Congeners	PCB-25	ng/kg_{lipid}	13	13	100%	9449	263429	19757	64100	85800
PCB Congeners	PCB-26/29	ng/kg_{lipid}	13	13	100%	28163	697143	52162	165000	220000
PCB Congeners	PCB-27	ng/kg_{lipid}	13	13	100%	14694	422857	27297	97600	129000
PCB Congeners	PCB-3	ng/kg_{lipid}	13	4	31%	240	2551	570	983	1080
PCB Congeners	PCB-31	ng/kg_{lipid}	13	13	100%	161429	3771429	340541	917000	1240000
PCB Congeners	PCB-32	ng/kg_{lipid}	13	13	100%	40612	1105714	83784	281000	350000
PCB Congeners	PCB-34	ng/kg_{lipid}	13	13	100%	727	37714	2011	7680	11100
PCB Congeners	PCB-35	ng/kg_{lipid}	13	2	15%	41.9	42.4	42.2	42.2	0.389
PCB Congeners	PCB-36	ng/kg_{lipid}	13	1	8%	100	100	NA	NA	NA
PCB Congeners	PCB-37	ng/kg_{lipid}	13	13	100%	1748	100345	4811	19800	35100
PCB Congeners	PCB-38	ng/kg_{lipid}	13	13	100%	235	19241	489	3220	6400
PCB Congeners	PCB-39	ng/kg_{lipid}	13	13	100%	837	60690	2054	11200	21000
PCB Congeners	PCB-4	ng/kg_{lipid}	13	13	100%	16286	994286	27568	173000	283000
PCB Congeners	PCB-40/71	ng/kg_{lipid}	13	13	100%	90000	2077143	215909	547000	701000
PCB Congeners	PCB-41	ng/kg_{lipid}	13	13	100%	10429	300000	24773	70100	92100
PCB Congeners	PCB-42	ng/kg_{lipid}	13	13	100%	157857	3827586	332432	917000	1220000
PCB Congeners	PCB-43	ng/kg_{lipid}	13	13	100%	13061	465517	40682	111000	159000
PCB Congeners	PCB-44/47/65	ng/kg_{lipid}	13	13	100%	585714	15931034	1435135	3630000	4940000
PCB Congeners	PCB-45	ng/kg_{lipid}	13	13	100%	27143	651724	55946	161000	209000
PCB Congeners	PCB-46	ng/kg_{lipid}	13	13	100%	9306	247241	18636	54200	75800
PCB Congeners	PCB-48	ng/kg_{lipid}	13	13	100%	54490	1806897	166818	427000	595000
PCB Congeners	PCB-49/69	ng/kg_{lipid}	13	13	100%	493878	13793103	1251351	3310000	4520000
PCB Congeners	PCB-5	ng/kg_{lipid}	13	13	100%	70.2	2971	238	699	983
PCB Congeners	PCB-50/53	ng/kg_{lipid}	13	13	100%	54898	1382759	121364	334000	443000
PCB Congeners	PCB-51	ng/kg_{lipid}	13	13	100%	34048	1193103	105278	238000	344000
PCB Congeners	PCB-52	ng/kg_{lipid}	13	13	100%	724490	18942857	1662162	4540000	6430000
PCB Congeners	PCB-54	ng/kg_{lipid}	13	13	100%	2102	75517	5667	13500	21000
PCB Congeners	PCB-55	ng/kg_{lipid}	13	11	85%	986	8767	1792	2990	2390
PCB Congeners	PCB-56	ng/kg_{lipid}	12	12	92%	11976	325714	35270	81600	106000
PCB Congeners	PCB-57	ng/kg_{lipid}	13	13	100%	456	10600	1668	2960	3440
PCB Congeners	PCB-58	ng/kg_{lipid}	13	13	100%	387	7343	927	1980	2370
PCB Congeners	PCB-6	ng/kg_{lipid}	13	13	100%	2633	194286	5778	37100	54800
PCB Congeners	PCB-60	ng/kg_{lipid}	13	13	100%	77381	2508571	196757	583000	786000
PCB Congeners	PCB-61/70/74/76	ng/kg_{lipid}	13	13	100%	514286	14400000	1200000	3410000	4700000
PCB Congeners	PCB-62/75	ng/kg_{lipid}	13	13	100%	58163	1286207	118378	313000	412000
PCB Congeners	PCB-63	ng/kg_{lipid}	13	13	100%	23469	620000	51591	148000	206000
PCB Congeners	PCB-64	ng/kg_{lipid}	13	13	100%	244898	6137931	618919	1570000	2060000
PCB Congeners	PCB-66	ng/kg_{lipid}	13	13	100%	564286	18314286	1586486	4370000	6210000
PCB Congeners	PCB-67	ng/kg_{lipid}	12	12	92%	1986	47429	5143	11000	14300
PCB Congeners	PCB-68	ng/kg_{lipid}	13	13	100%	6469	171724	14784	36500	53400
PCB Congeners	PCB-7	ng/kg_{lipid}	13	13	100%	286	8771	858	2330	2790
PCB Congeners	PCB-72	ng/kg_{lipid}	13	13	100%	8020	175517	17818	41800	58000
PCB Congeners	PCB-73	ng/kg_{lipid}	13	13	100%	1598	47586	5108	11000	14100
PCB Congeners	PCB-77	ng/kg_{lipid}	7	7	54%	7773	127714	37000	48700	46600
PCB Congeners	PCB-79	ng/kg_{lipid}	13	13	100%	4020	111143	7659	24000	37600
PCB Congeners	PCB-8	ng/kg_{lipid}	13	13	100%	10000	465714	21811	97600	134000
PCB Congeners	PCB-81	ng/kg_{lipid}	13	13	100%	750	22943	1343	4840	6830
PCB Congeners	PCB-82	ng/kg_{lipid}	13	13	100%	65510	1628571	130000	375000	544000
PCB Congeners	PCB-83	ng/kg_{lipid}	13	13	100%	31633	825714	70270	187000	275000
PCB Congeners	PCB-84	ng/kg_{lipid}	13	13	100%	66735	1782759	140000	380000	566000

Table 3-24
Statistical Summary of Detected Analytes - Striped Killifish (Whole Body) - Lipid Normalized

Parameter Group	Analyte	Units	Number of Valid Results[1]	Number of Detects	Detection Frequency	Minimum Detect	Maximum Detect	Median Value	Mean of Detects	Standard Deviation
PCB Congeners	PCB-85/116/117	ng/kg_{lipid}	13	13	100%	143265	3857143	329730	882000	1290000
PCB Congeners	PCB-86/87/97/109/119/125	ng/kg_{lipid}	11	11	85%	377551	9241379	1117241	2420000	3330000
PCB Congeners	PCB-88	ng/kg_{lipid}	13	12	92%	164	5486	814	1230	1450
PCB Congeners	PCB-89	ng/kg_{lipid}	13	13	100%	4531	156897	12750	35600	53800
PCB Congeners	PCB-9	ng/kg_{lipid}	13	13	100%	655	27400	1989	6380	8200
PCB Congeners	PCB-90/101/113	ng/kg_{lipid}	12	12	92%	848980	22793103	2130755	5220000	7790000
PCB Congeners	PCB-91	ng/kg_{lipid}	13	13	100%	84082	2248276	199318	485000	699000
PCB Congeners	PCB-92	ng/kg_{lipid}	9	9	69%	147551	3586207	420690	1030000	1360000
PCB Congeners	PCB-93/100	ng/kg_{lipid}	13	13	100%	25306	962069	62778	160000	263000
PCB Congeners	PCB-94	ng/kg_{lipid}	13	13	100%	3694	155172	11568	29700	46800
PCB Congeners	PCB-95	ng/kg_{lipid}	4	4	31%	322449	7068966	3437452	3570000	3610000
PCB Congeners	PCB-96	ng/kg_{lipid}	13	13	100%	1553	58966	5000	12000	18100
PCB Congeners	PCB-98/102	ng/kg_{lipid}	13	13	100%	22653	782759	71389	157000	238000
PCB Congeners	PCB-99	ng/kg_{lipid}	13	13	100%	555102	12931034	1329730	3000000	4370000
PCB Congeners	Total PCB Congeners (209)	ng/kg_{lipid}	13	13	100%	13700000	390000000	32100000	84800000	127000000
Pesticides	2,4'-DDD	pg/g_{lipid}	13	13	100%	161429	4413793	257500	874000	1290000
Pesticides	2,4'-DDE	pg/g_{lipid}	13	13	100%	100204	6885714	447727	1290000	2000000
Pesticides	2,4'-DDT	pg/g_{lipid}	13	13	100%	1651	70000	4625	12800	18700
Pesticides	4,4'-DDD	pg/g_{lipid}	13	13	100%	887179	19793103	1815625	4770000	6210000
Pesticides	4,4'-DDE	pg/g_{lipid}	13	13	100%	1765306	38571429	3545455	8750000	12300000
Pesticides	4,4'-DDT	pg/g_{lipid}	13	13	100%	22872	1100000	114524	205000	301000
Pesticides	Aldrin	pg/g_{lipid}	13	9	69%	300	7276	731	1980	2510
Pesticides	Alpha BHC	pg/g_{lipid}	13	9	69%	720	13486	1187	4370	5100
Pesticides	Beta BHC	pg/g_{lipid}	13	13	100%	894	30517	1533	7650	11000
Pesticides	cis-Chlordane	pg/g_{lipid}	13	13	100%	97949	6655172	351724	989000	1830000
Pesticides	cis-Nonachlor	pg/g_{lipid}	13	13	100%	87500	2465517	182041	428000	671000
Pesticides	Delta BHC	pg/g_{lipid}	11	6	46%	105	3229	674	1190	1290
Pesticides	Dieldrin	pg/g_{lipid}	13	13	100%	153056	3965517	236364	616000	1060000
Pesticides	Endosulfan sulfate	pg/g_{lipid}	13	7	54%	729	154483	8027	28100	55900
Pesticides	Endrin	pg/g_{lipid}	13	6	46%	568	1840	1115	1090	474
Pesticides	Gamma BHC (Lindane)	pg/g_{lipid}	13	12	92%	402	9586	634	1810	2830
Pesticides	Heptachlor	pg/g_{lipid}	13	6	46%	153	2478	289	623	913
Pesticides	Heptachlor epoxide	pg/g_{lipid}	13	13	100%	19278	468966	37347	80400	125000
Pesticides	Hexachlorobenzene	pg/g_{lipid}	13	13	100%	405	58000	639	6920	16700
Pesticides	Mirex	pg/g_{lipid}	13	13	100%	2018	82414	5614	14600	23300
Pesticides	Oxychlordane	pg/g_{lipid}	13	13	100%	31667	1541379	64167	195000	412000
Pesticides	Total Alpha + Gamma Chlordane	pg/g_{lipid}	13	13	100%	174000	8360000	449000	1290000	2290000
Pesticides	Total DDT (2,4 & 4,4)	pg/g_{lipid}	13	13	100%	3320000	65200000	5270000	15900000	21800000
Pesticides	Total DDT (2,4)	pg/g_{lipid}	13	13	100%	274000	9660000	620000	2170000	3160000
Pesticides	Total DDT (4,4)	pg/g_{lipid}	13	13	100%	3040000	55500000	4650000	13700000	18600000
Pesticides	Trans-chlordane	pg/g_{lipid}	13	13	100%	75641	1703448	138125	306000	466000
Pesticides	Trans-heptachlor epoxide	pg/g_{lipid}	13	13	100%	7128	396552	20767	56600	107000
Pesticides	Trans-nonachlor	pg/g_{lipid}	13	13	100%	291667	5931034	437500	1010000	1590000
Semivolatiles	1-Methylnaphthalene	ug/kg_{lipid}	13	1	8%	61.4	61.4	NA	NA	NA
Semivolatiles	2-Methylnaphthalene	ug/kg_{lipid}	13	5	38%	64.6	186	108	122	52.9
Semivolatiles	Acenaphthene	ug/kg_{lipid}	13	11	85%	89.7	1486	153	391	519
Semivolatiles	Acenaphthylene	ug/kg_{lipid}	13	1	8%	65.9	65.9	NA	NA	NA
Semivolatiles	Anthracene	ug/kg_{lipid}	13	4	31%	75.0	966	591	555	459
Semivolatiles	Benzaldehyde	ug/kg_{lipid}	13	2	15%	265714	448276	356995	357000	129000
Semivolatiles	Benzo(a)anthracene	ug/kg_{lipid}	13	4	31%	114	1207	235	448	517
Semivolatiles	Benzo(a)pyrene	ug/kg_{lipid}	13	3	23%	89.6	1172	245	502	586
Semivolatiles	Benzo(b)fluoranthene	ug/kg_{lipid}	13	3	23%	77.1	1379	262	573	705
Semivolatiles	Benzo(g,h,i)perylene	ug/kg_{lipid}	13	2	15%	70.8	1000	535	535	657
Semivolatiles	Benzo(j)+(k)fluoranthene	ug/kg_{lipid}	13	4	31%	64.3	1000	169	350	443
Semivolatiles	Benzo[e]pyrene	ug/kg_{lipid}	13	3	23%	62.5	1310	197	523	685
Semivolatiles	C1-Fluoranthenes/pyrenes	ug/kg_{lipid}	13	1	8%	1571	1571	NA	NA	NA
Semivolatiles	C1-Naphthalenes	ug/kg_{lipid}	13	6	46%	153	2655	236	798	1020
Semivolatiles	C1-Phenanthrene/anthracene	ug/kg_{lipid}	13	1	8%	857	857	NA	NA	NA

Table 3-24
Statistical Summary of Detected Analytes - Striped Killifish (Whole Body) - Lipid Normalized

Parameter Group	Analyte	Units	Number of Valid Results[1]	Number of Detects	Detection Frequency	Minimum Detect	Maximum Detect	Median Value	Mean of Detects	Standard Deviation
Semivolatiles	C2-Naphthalenes	ug/kg_{lipid}	13	5	38%	102	1057	212	363	393
Semivolatiles	Chrysene	ug/kg_{lipid}	13	4	31%	107	1241	251	463	534
Semivolatiles	Fluoranthene	ug/kg_{lipid}	13	9	69%	66.7	2793	250	680	885
Semivolatiles	Fluorene	ug/kg_{lipid}	13	4	31%	66.7	586	164	245	237
Semivolatiles	Indeno(1,2,3-c,d)pyrene	ug/kg_{lipid}	13	2	15%	1172	7714	4443	4440	4630
Semivolatiles	Naphthalene	ug/kg_{lipid}	13	2	15%	100	141	121	121	29.3
Semivolatiles	Perylene	ug/kg_{lipid}	13	2	15%	107	1034	571	571	656
Semivolatiles	Phenanthrene	ug/kg_{lipid}	13	7	54%	64.3	1000	208	427	392
Semivolatiles	Pyrene	ug/kg_{lipid}	13	5	38%	97.3	1931	364	679	748
Semivolatiles	Total HMW PAHs	ug/kg_{lipid}	13	9	69%	69.2	12900	1020	3080	4610
Semivolatiles	Total LMW PAHs	ug/kg_{lipid}	13	11	85%	89.7	2910	500	1040	1090
Semivolatiles	Total PAHs	ug/kg_{lipid}	13	11	85%	147	15200	500	3550	5160

Footnotes:
[1]Valid results are results that were found to be valid as a result of data validation. Only valid data are used in statistical analyses. Additional details regarding rejected data are provided in Appendix E of this report.

Notes:
1. Only detected values were included in the calculation of totals.
2. Non-detect ("U" qualified) data were excluded from the statistical analysis.

DDD = dichlorodiphenyldichloroethane
DDE = dichlorodiphenyldichloroethylene
DDT = dichlorodiphenyltrichloroethane
HMW = high molecular weight
LMW = low molecular weight
PAH = polycyclic aromatic hydrocarbon
PCB = polychlorinated biphenyl
NA = not applicable

% = percent
mg/kg = milligrams per kilogram
ng/g = nanograms per gram
ng/kg = nanograms per kilogram
pg/g = picograms per gram
ug/kg = micrograms per kilogram

Table 3-25
Statistical Summary of Detected Analytes by Zone - Striped Killifish (Whole Body) - Lipid Normalized

Parameter Group	Analyte	Units	Number of Valid Results[1]	Number of Detects	Detection Frequency	Minimum Detect	Maximum Detect	Median Value	Mean of Detects	Standard Deviation
NORTH ZONE										
Aroclor PCBs	Aroclor 1248	ug/kg_{lipid}	6	5	83%	11591	60000	15313	27500	20500
Aroclor PCBs	Aroclor 1254	ug/kg_{lipid}	6	6	100%	13636	186207	18438	47500	68300
Aroclor PCBs	Aroclor 1262	ug/kg_{lipid}	6	5	83%	2708	5000	3409	3750	923
Aroclor PCBs	Total Aroclor PCBs (Sum Of 7 Aroclors)	ug/kg_{lipid}	6	6	100%	25200	186000	43800	70400	61500
Aroclor PCBs	Total Aroclor PCBs (Sum Of 9 Aroclors)	ug/kg_{lipid}	6	6	100%	28600	186000	47350	73500	60300
Dioxins/Furans	1,2,3,4,6,7,8-HpCDD	ng/kg_{lipid}	6	6	100%	25.4	317.9	41.0	85	115
Dioxins/Furans	1,2,3,4,6,7,8-HpCDF	ng/kg_{lipid}	6	6	100%	11.7	4172.4	95.7	792	1660
Dioxins/Furans	1,2,3,4,7,8,9-HpCDF	ng/kg_{lipid}	6	4	67%	4.0	10.4	7.7	7.46	2.79
Dioxins/Furans	1,2,3,4,7,8-HxCDD	ng/kg_{lipid}	6	6	100%	2.4	85.2	5.2	18.2	32.9
Dioxins/Furans	1,2,3,4,7,8-HxCDF	ng/kg_{lipid}	6	6	100%	13.1	937.9	19.9	176	373
Dioxins/Furans	1,2,3,6,7,8-HxCDD	ng/kg_{lipid}	6	6	100%	5.4	84.8	8.2	20.6	31.5
Dioxins/Furans	1,2,3,6,7,8-HxCDF	ng/kg_{lipid}	6	6	100%	35.7	1620.7	39.9	320	639
Dioxins/Furans	1,2,3,7,8,9-HxCDD	ng/kg_{lipid}	6	6	100%	5.0	71.7	8.8	18.6	26.1
Dioxins/Furans	1,2,3,7,8,9-HxCDF	ng/kg_{lipid}	6	6	100%	1.7	46.6	3.5	10.8	17.6
Dioxins/Furans	1,2,3,7,8-PCDD	ng/kg_{lipid}	6	5	83%	11.4	24.0	14.7	16	4.77
Dioxins/Furans	1,2,3,7,8-PCDF	ng/kg_{lipid}	6	5	83%	36.0	145.9	65.0	84.3	44.3
Dioxins/Furans	2,3,4,6,7,8-HxCDF	ng/kg_{lipid}	6	6	100%	2.2	83.1	2.9	16.8	32.5
Dioxins/Furans	2,3,4,7,8-PCDF	ng/kg_{lipid}	6	6	100%	76.5	2383	99.8	522	919
Dioxins/Furans	2,3,7,8-TCDD	ng/kg_{lipid}	6	6	100%	669	13483	975	3010	5140
Dioxins/Furans	2,3,7,8-TCDF	ng/kg_{lipid}	6	6	100%	15.3	322	23.0	71.5	123
Dioxins/Furans	OCDD	ng/kg_{lipid}	6	6	100%	170	2562	237	623	952
Dioxins/Furans	OCDF	ng/kg_{lipid}	6	6	100%	21.9	1124	37.3	222	443
PCB Congeners	PCB-1	ng/kg_{lipid}	6	6	100%	1116	10345	1373	2910	3660
PCB Congeners	PCB-10	ng/kg_{lipid}	6	6	100%	1568	22103	3663	6420	7850
PCB Congeners	PCB-103	ng/kg_{lipid}	6	6	100%	23344	431034	34859	99100	163000
PCB Congeners	PCB-104	ng/kg_{lipid}	6	6	100%	3063	81724	3976	17100	31700
PCB Congeners	PCB-105	ng/kg_{lipid}	6	6	100%	340625	5137931	584657	1330000	1880000
PCB Congeners	PCB-107	ng/kg_{lipid}	6	6	100%	87500	1203448	131913	307000	440000
PCB Congeners	PCB-108/124	ng/kg_{lipid}	6	6	100%	13406	174138	23100	47100	62500
PCB Congeners	PCB-11	ng/kg_{lipid}	6	6	100%	1083	28897	1704	6150	11200
PCB Congeners	PCB-110/115	ng/kg_{lipid}	6	6	100%	1375000	21586207	2139583	5340000	7980000
PCB Congeners	PCB-111	ng/kg_{lipid}	6	6	100%	1481	21759	1909	5120	8160
PCB Congeners	PCB-112	ng/kg_{lipid}	6	6	100%	2672	34483	5828	10100	12100
PCB Congeners	PCB-114	ng/kg_{lipid}	6	6	100%	24656	379310	44133	97400	139000
PCB Congeners	PCB-118	ng/kg_{lipid}	6	6	100%	1290909	19724138	1881419	4830000	7320000
PCB Congeners	PCB-12/13	ng/kg_{lipid}	6	6	100%	255	7241	701	1750	2720
PCB Congeners	PCB-120	ng/kg_{lipid}	6	6	100%	6969	113103	9215	26200	42600
PCB Congeners	PCB-121	ng/kg_{lipid}	5	4	67%	984	1280	1224	1180	139
PCB Congeners	PCB-122	ng/kg_{lipid}	6	5	83%	425	1294	900	880	353
PCB Congeners	PCB-123	ng/kg_{lipid}	6	6	100%	23000	340000	38657	87600	124000
PCB Congeners	PCB-126	ng/kg_{lipid}	6	6	100%	2944	33207	4272	9010	11900
PCB Congeners	PCB-127	ng/kg_{lipid}	6	6	100%	1356	28276	1610	6010	10900
PCB Congeners	PCB-128/166	ng/kg_{lipid}	6	6	100%	151250	2006897	175313	481000	748000
PCB Congeners	PCB-129/138/163	ng/kg_{lipid}	6	6	100%	1622917	25275862	1834896	5720000	9580000
PCB Congeners	PCB-130	ng/kg_{lipid}	6	6	100%	88438	1206897	97138	281000	453000
PCB Congeners	PCB-131	ng/kg_{lipid}	6	6	100%	6375	130000	10481	29600	49300
PCB Congeners	PCB-132	ng/kg_{lipid}	6	6	100%	295313	4241379	308617	969000	1600000
PCB Congeners	PCB-133	ng/kg_{lipid}	6	6	100%	28750	410345	32742	95400	154000
PCB Congeners	PCB-134	ng/kg_{lipid}	6	6	100%	42703	662069	46690	148000	252000
PCB Congeners	PCB-135/151	ng/kg_{lipid}	6	6	100%	412500	7310345	487039	1610000	2790000
PCB Congeners	PCB-136	ng/kg_{lipid}	6	6	100%	34054	720690	45833	156000	277000
PCB Congeners	PCB-137	ng/kg_{lipid}	6	6	100%	55000	768966	70124	184000	287000
PCB Congeners	PCB-139/140	ng/kg_{lipid}	6	6	100%	16531	311379	23887	70200	118000
PCB Congeners	PCB-14	ng/kg_{lipid}	6	3	50%	22.0	28.2	28.0	26	3.5

Table 3-25
Statistical Summary of Detected Analytes by Zone - Striped Killifish (Whole Body) - Lipid Normalized

Parameter Group	Analyte	Units	Number of Valid Results[1]	Number of Detects	Detection Frequency	Minimum Detect	Maximum Detect	Median Value	Mean of Detects	Standard Deviation
PCB Congeners	PCB-141	ng/kg_{lipid}	6	6	100%	167813	2275862	216588	552000	845000
PCB Congeners	PCB-142	ng/kg_{lipid}	6	3	50%	136	278	141	185	80.7
PCB Congeners	PCB-143	ng/kg_{lipid}	6	6	100%	1429	26379	2006	6010	9990
PCB Congeners	PCB-144	ng/kg_{lipid}	6	6	100%	35313	765517	56056	171000	291000
PCB Congeners	PCB-145	ng/kg_{lipid}	6	6	100%	296	4931	361	1110	1870
PCB Congeners	PCB-146	ng/kg_{lipid}	5	5	83%	247917	3931034	275000	999000	1640000
PCB Congeners	PCB-147/149	ng/kg_{lipid}	6	6	100%	752083	12827586	840606	2820000	4900000
PCB Congeners	PCB-148	ng/kg_{lipid}	6	6	100%	4875	105517	5870	22400	40700
PCB Congeners	PCB-15	ng/kg_{lipid}	6	6	100%	597	13483	1595	3380	5010
PCB Congeners	PCB-150	ng/kg_{lipid}	6	6	100%	5125	112069	6236	23600	43300
PCB Congeners	PCB-152	ng/kg_{lipid}	6	6	100%	756	23552	1186	4790	9190
PCB Congeners	PCB-153/168	ng/kg_{lipid}	6	6	100%	1618750	31172414	1902292	6820000	11900000
PCB Congeners	PCB-154	ng/kg_{lipid}	6	6	100%	38125	779310	47568	168000	300000
PCB Congeners	PCB-155	ng/kg_{lipid}	6	6	100%	11646	270000	16040	58400	104000
PCB Congeners	PCB-156/157	ng/kg_{lipid}	6	6	100%	127500	1772414	143369	414000	665000
PCB Congeners	PCB-158	ng/kg_{lipid}	6	6	100%	78750	1396552	127520	329000	523000
PCB Congeners	PCB-159	ng/kg_{lipid}	6	5	83%	250	588	340	371	129
PCB Congeners	PCB-16	ng/kg_{lipid}	6	6	100%	23409	451724	69395	126000	163000
PCB Congeners	PCB-160	ng/kg_{lipid}	6	4	67%	802	951	835	856	66.8
PCB Congeners	PCB-161	ng/kg_{lipid}	6	4	67%	241	325	276	280	34.6
PCB Congeners	PCB-162	ng/kg_{lipid}	3	2	33%	12000	12563	12281	12300	398
PCB Congeners	PCB-164	ng/kg_{lipid}	6	6	100%	74375	1020690	83257	239000	383000
PCB Congeners	PCB-165	ng/kg_{lipid}	5	5	83%	1129	20759	1311	5150	8730
PCB Congeners	PCB-167	ng/kg_{lipid}	6	6	100%	52500	741379	60448	172000	279000
PCB Congeners	PCB-17	ng/kg_{lipid}	6	6	100%	85455	1600000	285107	482000	576000
PCB Congeners	PCB-170	ng/kg_{lipid}	6	6	100%	241667	3586207	293090	832000	1350000
PCB Congeners	PCB-171/173	ng/kg_{lipid}	4	4	67%	67500	1051724	76146	318000	489000
PCB Congeners	PCB-172	ng/kg_{lipid}	6	6	100%	51042	744828	61743	173000	280000
PCB Congeners	PCB-174	ng/kg_{lipid}	5	5	83%	144688	2275862	176250	592000	941000
PCB Congeners	PCB-175	ng/kg_{lipid}	5	5	83%	9156	190345	14438	48600	79300
PCB Congeners	PCB-176	ng/kg_{lipid}	6	6	100%	21656	427586	27249	92700	164000
PCB Congeners	PCB-177	ng/kg_{lipid}	1	1	17%	3113793	3113793	NA	NA	NA
PCB Congeners	PCB-178	ng/kg_{lipid}	5	5	83%	91250	1631034	102333	410000	682000
PCB Congeners	PCB-179	ng/kg_{lipid}	6	6	100%	73333	1389655	84646	303000	533000
PCB Congeners	PCB-18/30	ng/kg_{lipid}	6	6	100%	136136	2468966	437151	741000	888000
PCB Congeners	PCB-180/193	ng/kg_{lipid}	6	6	100%	710417	11068966	851591	2540000	4180000
PCB Congeners	PCB-181	ng/kg_{lipid}	1	1	17%	46552	46552	NA	NA	NA
PCB Congeners	PCB-182	ng/kg_{lipid}	5	5	83%	1825	32931	2673	8590	13600
PCB Congeners	PCB-183/185	ng/kg_{lipid}	5	5	83%	163750	3324138	227083	835000	1390000
PCB Congeners	PCB-184	ng/kg_{lipid}	6	6	100%	1022	24241	1345	5130	9370
PCB Congeners	PCB-186	ng/kg_{lipid}	6	3	50%	76.3	97.6	89.1	87.6	10.7
PCB Congeners	PCB-187	ng/kg_{lipid}	6	6	100%	600000	10137931	722117	2280000	3850000
PCB Congeners	PCB-188	ng/kg_{lipid}	6	6	100%	2354	46207	3084	10200	17600
PCB Congeners	PCB-189	ng/kg_{lipid}	6	6	100%	9583	162069	11636	36400	61600
PCB Congeners	PCB-19	ng/kg_{lipid}	5	5	83%	19000	302759	65000	97500	118000
PCB Congeners	PCB-190	ng/kg_{lipid}	6	6	100%	55208	817241	68766	192000	307000
PCB Congeners	PCB-191	ng/kg_{lipid}	6	6	100%	7219	136897	11718	31700	51600
PCB Congeners	PCB-192	ng/kg_{lipid}	6	4	67%	139	184	164	163	20.4
PCB Congeners	PCB-194	ng/kg_{lipid}	6	6	100%	107500	1393103	124977	333000	519000
PCB Congeners	PCB-195	ng/kg_{lipid}	6	6	100%	36458	520690	41697	121000	196000
PCB Congeners	PCB-196	ng/kg_{lipid}	6	6	100%	45000	775862	70104	182000	291000
PCB Congeners	PCB-197/200	ng/kg_{lipid}	6	6	100%	3188	222414	13892	47000	86100
PCB Congeners	PCB-198/199	ng/kg_{lipid}	6	6	100%	157813	2331034	188909	539000	878000
PCB Congeners	PCB-2	ng/kg_{lipid}	6	6	100%	76.7	1383	115	316	523
PCB Congeners	PCB-20/28	ng/kg_{lipid}	6	6	100%	386364	9827586	1921284	3160000	3600000

Table 3-25
Statistical Summary of Detected Analytes by Zone - Striped Killifish (Whole Body) - Lipid Normalized

Parameter Group	Analyte	Units	Number of Valid Results[1]	Number of Detects	Detection Frequency	Minimum Detect	Maximum Detect	Median Value	Mean of Detects	Standard Deviation
PCB Congeners	PCB-201	ng/kg_{lipid}	6	6	100%	15656	333448	21552	72400	128000
PCB Congeners	PCB-202	ng/kg_{lipid}	6	6	100%	53333	972414	71943	218000	370000
PCB Congeners	PCB-203	ng/kg_{lipid}	6	6	100%	114583	1568966	134356	370000	588000
PCB Congeners	PCB-204	ng/kg_{lipid}	6	4	67%	194	4241	263	1240	2000
PCB Congeners	PCB-205	ng/kg_{lipid}	6	6	100%	5417	93793	6616	21000	35700
PCB Congeners	PCB-206	ng/kg_{lipid}	6	6	100%	61458	696552	71043	174000	256000
PCB Congeners	PCB-207	ng/kg_{lipid}	6	6	100%	4568	82759	6590	18900	31300
PCB Congeners	PCB-208	ng/kg_{lipid}	6	6	100%	20781	276897	23849	65800	103000
PCB Congeners	PCB-209	ng/kg_{lipid}	6	6	100%	16417	296897	23499	67400	113000
PCB Congeners	PCB-21/33	ng/kg_{lipid}	6	6	100%	17432	417241	58640	110000	153000
PCB Congeners	PCB-22	ng/kg_{lipid}	6	6	100%	23864	510345	101444	154000	184000
PCB Congeners	PCB-23	ng/kg_{lipid}	6	6	100%	163	3621	483	973	1330
PCB Congeners	PCB-24	ng/kg_{lipid}	6	6	100%	1525	29862	5628	9120	10900
PCB Congeners	PCB-25	ng/kg_{lipid}	6	6	100%	10568	227241	51024	75000	83500
PCB Congeners	PCB-26/29	ng/kg_{lipid}	6	6	100%	29318	568966	123789	186000	207000
PCB Congeners	PCB-27	ng/kg_{lipid}	6	6	100%	15818	311379	53961	92100	112000
PCB Congeners	PCB-31	ng/kg_{lipid}	6	6	100%	221563	3448276	630687	1070000	1230000
PCB Congeners	PCB-32	ng/kg_{lipid}	6	6	100%	64375	937931	188767	295000	336000
PCB Congeners	PCB-34	ng/kg_{lipid}	6	6	100%	1191	24000	4391	7240	8690
PCB Congeners	PCB-35	ng/kg_{lipid}	6	2	33%	41.9	42.4	42.2	42.2	0.389
PCB Congeners	PCB-36	ng/kg_{lipid}	6	1	17%	100	100	NA	NA	NA
PCB Congeners	PCB-37	ng/kg_{lipid}	6	6	100%	3122	100345	8207	23100	38200
PCB Congeners	PCB-38	ng/kg_{lipid}	6	6	100%	286	19241	986	3960	7510
PCB Congeners	PCB-39	ng/kg_{lipid}	6	6	100%	1564	60690	3996	13200	23400
PCB Congeners	PCB-4	ng/kg_{lipid}	6	6	100%	22844	274483	44825	81400	97100
PCB Congeners	PCB-40/71	ng/kg_{lipid}	6	6	100%	171875	2068966	403788	652000	726000
PCB Congeners	PCB-41	ng/kg_{lipid}	6	6	100%	20000	233793	55720	79400	82400
PCB Congeners	PCB-42	ng/kg_{lipid}	6	6	100%	246563	3827586	644341	1150000	1370000
PCB Congeners	PCB-43	ng/kg_{lipid}	6	6	100%	30250	465517	62216	126000	169000
PCB Congeners	PCB-44/47/65	ng/kg_{lipid}	6	6	100%	981250	15931034	2394651	4540000	5740000
PCB Congeners	PCB-45	ng/kg_{lipid}	6	6	100%	47188	651724	126306	206000	233000
PCB Congeners	PCB-46	ng/kg_{lipid}	6	6	100%	15438	247241	34110	67200	89900
PCB Congeners	PCB-48	ng/kg_{lipid}	6	6	100%	126563	1806897	274034	517000	647000
PCB Congeners	PCB-49/69	ng/kg_{lipid}	6	6	100%	865625	13793103	2146509	4010000	4960000
PCB Congeners	PCB-5	ng/kg_{lipid}	6	6	100%	123	2731	435	766	998
PCB Congeners	PCB-50/53	ng/kg_{lipid}	6	6	100%	91250	1382759	194015	384000	498000
PCB Congeners	PCB-51	ng/kg_{lipid}	6	6	100%	64063	1193103	112075	287000	445000
PCB Congeners	PCB-52	ng/kg_{lipid}	6	6	100%	928125	18448276	2841498	5270000	6680000
PCB Congeners	PCB-54	ng/kg_{lipid}	6	6	100%	3781	75517	5523	16800	28800
PCB Congeners	PCB-55	ng/kg_{lipid}	6	5	83%	1334	8767	2682	3990	3100
PCB Congeners	PCB-56	ng/kg_{lipid}	6	6	100%	16500	270345	61270	88500	95500
PCB Congeners	PCB-57	ng/kg_{lipid}	6	6	100%	734	9241	3178	3680	3300
PCB Congeners	PCB-58	ng/kg_{lipid}	6	6	100%	603	6862	1630	2360	2350
PCB Congeners	PCB-6	ng/kg_{lipid}	6	6	100%	2659	61034	20573	25200	24700
PCB Congeners	PCB-60	ng/kg_{lipid}	6	6	100%	125938	1951724	457753	686000	711000
PCB Congeners	PCB-61/70/74/76	ng/kg_{lipid}	6	6	100%	843750	12724138	2360417	4050000	4550000
PCB Congeners	PCB-62/75	ng/kg_{lipid}	6	6	100%	84063	1286207	220648	386000	459000
PCB Congeners	PCB-63	ng/kg_{lipid}	6	6	100%	38438	582759	93191	170000	208000
PCB Congeners	PCB-64	ng/kg_{lipid}	6	6	100%	425000	6137931	1173001	1960000	2180000
PCB Congeners	PCB-66	ng/kg_{lipid}	6	6	100%	1053125	17482759	3209910	5310000	6290000
PCB Congeners	PCB-67	ng/kg_{lipid}	6	6	100%	3188	33103	7335	10900	11300
PCB Congeners	PCB-68	ng/kg_{lipid}	6	6	100%	10906	171724	18538	43400	63100
PCB Congeners	PCB-7	ng/kg_{lipid}	6	6	100%	420	7379	1877	2600	2690
PCB Congeners	PCB-72	ng/kg_{lipid}	6	6	100%	12531	175517	23701	47700	63200
PCB Congeners	PCB-73	ng/kg_{lipid}	6	6	100%	2488	47586	7271	13500	17200

Table 3-25
Statistical Summary of Detected Analytes by Zone - Striped Killifish (Whole Body) - Lipid Normalized

Parameter Group	Analyte	Units	Number of Valid Results[1]	Number of Detects	Detection Frequency	Minimum Detect	Maximum Detect	Median Value	Mean of Detects	Standard Deviation
PCB Congeners	PCB-77	ng/kg_{lipid}	4	4	67%	7773	98966	39125	46200	38200
PCB Congeners	PCB-79	ng/kg_{lipid}	6	6	100%	5719	105172	11007	25800	39100
PCB Congeners	PCB-8	ng/kg_{lipid}	6	6	100%	14031	241724	51843	78000	87000
PCB Congeners	PCB-81	ng/kg_{lipid}	6	6	100%	944	15138	3942	5360	5540
PCB Congeners	PCB-82	ng/kg_{lipid}	6	6	100%	101250	1548276	194167	412000	563000
PCB Congeners	PCB-83	ng/kg_{lipid}	6	6	100%	54688	775862	96073	203000	283000
PCB Congeners	PCB-84	ng/kg_{lipid}	6	6	100%	111875	1782759	178333	436000	662000
PCB Congeners	PCB-85/116/117	ng/kg_{lipid}	6	6	100%	235625	3689655	433615	961000	1350000
PCB Congeners	PCB-86/87/97/109/119/125	ng/kg_{lipid}	6	6	100%	640625	9241379	1044961	2390000	3370000
PCB Congeners	PCB-88	ng/kg_{lipid}	6	5	83%	570	1817	918	1160	581
PCB Congeners	PCB-89	ng/kg_{lipid}	6	6	100%	9750	156897	17521	40000	57600
PCB Congeners	PCB-9	ng/kg_{lipid}	6	6	100%	841	17966	4206	5940	6550
PCB Congeners	PCB-90/101/113	ng/kg_{lipid}	6	6	100%	1484375	22793103	2240597	5580000	8450000
PCB Congeners	PCB-91	ng/kg_{lipid}	6	6	100%	150625	2248276	232992	561000	829000
PCB Congeners	PCB-92	ng/kg_{lipid}	5	5	83%	223125	3586207	383333	991000	1450000
PCB Congeners	PCB-93/100	ng/kg_{lipid}	6	6	100%	46563	962069	61152	211000	368000
PCB Congeners	PCB-94	ng/kg_{lipid}	6	6	100%	9344	155172	11400	34800	59000
PCB Congeners	PCB-95	ng/kg_{lipid}	2	2	33%	589189	7068966	3829077	3830000	4580000
PCB Congeners	PCB-96	ng/kg_{lipid}	6	6	100%	3219	58966	5925	14200	22000
PCB Congeners	PCB-98/102	ng/kg_{lipid}	6	6	100%	46250	782759	69186	187000	293000
PCB Congeners	PCB-99	ng/kg_{lipid}	6	6	100%	934375	12931034	1459657	3320000	4720000
PCB Congeners	Total PCB Congeners (209)	ng/kg_{lipid}	6	6	100%	24300000	390000000	42500000	99000000	143000000
Pesticides	2,4'-DDD	pg/g_{lipid}	6	6	100%	166875	4413793	233266	912000	1720000
Pesticides	2,4'-DDE	pg/g_{lipid}	6	6	100%	159375	4137931	360350	974000	1560000
Pesticides	2,4'-DDT	pg/g_{lipid}	6	6	100%	2455	70000	3294	14400	27200
Pesticides	4,4'-DDD	pg/g_{lipid}	6	6	100%	1059091	19793103	1557613	4500000	7500000
Pesticides	4,4'-DDE	pg/g_{lipid}	6	6	100%	2354167	33724138	3241061	8260000	12500000
Pesticides	4,4'-DDT	pg/g_{lipid}	6	6	100%	38750	1100000	53068	226000	428000
Pesticides	Aldrin	pg/g_{lipid}	6	4	67%	530	7276	775	2340	3290
Pesticides	Alpha BHC	pg/g_{lipid}	6	4	67%	943	12138	1073	3810	5560
Pesticides	Beta BHC	pg/g_{lipid}	6	6	100%	1179	26690	1565	5730	10300
Pesticides	cis-Chlordane	pg/g_{lipid}	6	6	100%	106591	6655172	337593	1400000	2590000
Pesticides	cis-Nonachlor	pg/g_{lipid}	6	6	100%	158864	2465517	231981	597000	916000
Pesticides	Delta BHC	pg/g_{lipid}	4	1	17%	134	134	NA	NA	NA
Pesticides	Dieldrin	pg/g_{lipid}	6	6	100%	185417	3965517	277095	887000	1510000
Pesticides	Endosulfan sulfate	pg/g_{lipid}	6	5	83%	1904	154483	10656	37700	65400
Pesticides	Endrin	pg/g_{lipid}	6	3	50%	568	1153	1077	933	318
Pesticides	Gamma BHC (Lindane)	pg/g_{lipid}	6	5	83%	513	9586	720	2470	3980
Pesticides	Heptachlor	pg/g_{lipid}	6	2	33%	242	337	289	289	67.2
Pesticides	Heptachlor epoxide	pg/g_{lipid}	6	6	100%	25455	468966	40510	110000	176000
Pesticides	Hexachlorobenzene	pg/g_{lipid}	6	6	100%	417	24483	642	4580	9750
Pesticides	Mirex	pg/g_{lipid}	6	6	100%	5432	82414	9000	21100	30300
Pesticides	Oxychlordane	pg/g_{lipid}	6	6	100%	57188	1541379	71417	321000	598000
Pesticides	Total Alpha + Gamma Chlordane	pg/g_{lipid}	6	6	100%	200000	8360000	493000	1810000	3230000
Pesticides	Total DDT (2,4 & 4,4)	pg/g_{lipid}	6	6	100%	3960000	63200000	5180000	14900000	23700000
Pesticides	Total DDT (2,4)	pg/g_{lipid}	6	6	100%	329000	8620000	565500	1900000	3300000
Pesticides	Total DDT (4,4)	pg/g_{lipid}	6	6	100%	3630000	54600000	4615000	13000000	20400000
Pesticides	Trans-chlordane	pg/g_{lipid}	6	6	100%	93864	1703448	155008	410000	635000
Pesticides	Trans-heptachlor epoxide	pg/g_{lipid}	6	6	100%	8000	396552	21978	81800	154000
Pesticides	Trans-nonachlor	pg/g_{lipid}	6	6	100%	436364	5931034	557855	1420000	2210000
Semivolatiles	1-Methylnaphthalene	ug/kg_{lipid}	6	1	17%	61.4	61.4	NA	NA	NA
Semivolatiles	2-Methylnaphthalene	ug/kg_{lipid}	6	2	33%	64.6	84.1	74.3	74.3	13.8
Semivolatiles	Acenaphthene	ug/kg_{lipid}	6	6	100%	108	1379	156	365	499
Semivolatiles	Acenaphthylene	ug/kg_{lipid}	6	1	17%	65.9	65.9	NA	NA	NA
Semivolatiles	Anthracene	ug/kg_{lipid}	6	3	50%	75	966	250	430	472

Table 3-25
Statistical Summary of Detected Analytes by Zone - Striped Killifish (Whole Body) - Lipid Normalized

Parameter Group	Analyte	Units	Number of Valid Results[1]	Number of Detects	Detection Frequency	Minimum Detect	Maximum Detect	Median Value	Mean of Detects	Standard Deviation
Semivolatiles	Benzaldehyde	ug/kg_{lipid}	6	1	17%	448276	448276	NA	NA	NA
Semivolatiles	Benzo(a)anthracene	ug/kg_{lipid}	6	3	50%	114	1207	125	482	628
Semivolatiles	Benzo(a)pyrene	ug/kg_{lipid}	6	2	33%	89.6	1172	631	631	766
Semivolatiles	Benzo(b)fluoranthene	ug/kg_{lipid}	6	2	33%	77.1	1379	728	728	921
Semivolatiles	Benzo(g,h,i)perylene	ug/kg_{lipid}	6	2	33%	70.8	1000	535	535	657
Semivolatiles	Benzo(j)+(k)fluoranthene	ug/kg_{lipid}	6	2	33%	75.0	1000	538	538	654
Semivolatiles	Benzo[e]pyrene	ug/kg_{lipid}	6	2	33%	62.5	1310	686	686	882
Semivolatiles	C1-Naphthalenes	ug/kg_{lipid}	6	3	50%	153	2655	186	998	1430
Semivolatiles	C2-Naphthalenes	ug/kg_{lipid}	6	2	33%	168	275	222	222	75.5
Semivolatiles	Chrysene	ug/kg_{lipid}	6	3	50%	107	1241	123	490	650
Semivolatiles	Fluoranthene	ug/kg_{lipid}	6	5	83%	94.6	2793	250	846	1150
Semivolatiles	Fluorene	ug/kg_{lipid}	6	2	33%	66.7	223	145	145	110
Semivolatiles	Indeno(1,2,3-c,d)pyrene	ug/kg_{lipid}	6	1	17%	1172	1172	NA	NA	NA
Semivolatiles	Naphthalene	ug/kg_{lipid}	6	1	17%	100	100	NA	NA	NA
Semivolatiles	Perylene	ug/kg_{lipid}	6	1	17%	1034	1034	NA	NA	NA
Semivolatiles	Phenanthrene	ug/kg_{lipid}	6	3	50%	86.5	705	208	333	327
Semivolatiles	Pyrene	ug/kg_{lipid}	6	4	67%	97.3	1931	286	650	861
Semivolatiles	Total HMW PAHs	ug/kg_{lipid}	6	5	83%	117	12900	1020	3160	5480
Semivolatiles	Total LMW PAHs	ug/kg_{lipid}	6	6	100%	143	2340	387	847	939
Semivolatiles	Total PAHs	ug/kg_{lipid}	6	6	100%	147	15200	993	3470	5870
CENTRAL ZONE										
Aroclor PCBs	Aroclor 1248	ug/kg_{lipid}	3	2	67%	9286	11795	10540	10500	1770
Aroclor PCBs	Aroclor 1254	ug/kg_{lipid}	3	3	100%	8163	16410	12143	12200	4120
Aroclor PCBs	Aroclor 1262	ug/kg_{lipid}	3	3	100%	1551	3590	2381	2510	1030
Aroclor PCBs	Total Aroclor PCBs (Sum Of 7 Aroclors)	ug/kg_{lipid}	3	3	100%	8160	28200	21400	19300	10200
Aroclor PCBs	Total Aroclor PCBs (Sum Of 9 Aroclors)	ug/kg_{lipid}	3	3	100%	9710	31800	23800	21800	11200
Dioxins/Furans	1,2,3,4,6,7,8-HpCDD	ng/kg_{lipid}	3	3	100%	11.8	22.6	19.0	17.80	5.47
Dioxins/Furans	1,2,3,4,6,7,8-HpCDF	ng/kg_{lipid}	3	3	100%	7.28	44.1	41.7	31.00	20.6
Dioxins/Furans	1,2,3,4,7,8-HxCDD	ng/kg_{lipid}	3	3	100%	1.22	3.33	2.83	2.46	1.1
Dioxins/Furans	1,2,3,4,7,8-HxCDF	ng/kg_{lipid}	3	3	100%	5.37	9.87	6.21	7.15	2.39
Dioxins/Furans	1,2,3,6,7,8-HxCDD	ng/kg_{lipid}	3	3	100%	3.02	4.90	3.23	3.72	1.03
Dioxins/Furans	1,2,3,6,7,8-HxCDF	ng/kg_{lipid}	3	3	100%	20.0	29.0	26.4	25.10	4.63
Dioxins/Furans	1,2,3,7,8,9-HxCDD	ng/kg_{lipid}	3	3	100%	3.00	3.71	3.64	3.45	0.391
Dioxins/Furans	1,2,3,7,8,9-HxCDF	ng/kg_{lipid}	3	2	67%	1.00	1.61	1.31	1.31	0.431
Dioxins/Furans	1,2,3,7,8-PCDD	ng/kg_{lipid}	3	2	67%	7.08	18.43	12.76	12.80	8.03
Dioxins/Furans	1,2,3,7,8-PCDF	ng/kg_{lipid}	3	3	100%	4.29	46.0	45.6	32.00	24
Dioxins/Furans	2,3,4,6,7,8-HxCDF	ng/kg_{lipid}	3	3	100%	2.33	2.57	2.54	2.48	0.131
Dioxins/Furans	2,3,4,7,8-PCDF	ng/kg_{lipid}	3	3	100%	5.95	44.1	8.55	19.50	21.3
Dioxins/Furans	2,3,7,8-TCDD	ng/kg_{lipid}	3	3	100%	322	464	338	375.00	77.7
Dioxins/Furans	2,3,7,8-TCDF	ng/kg_{lipid}	3	3	100%	12.2	19.6	19.5	17.10	4.22
Dioxins/Furans	OCDD	ng/kg_{lipid}	3	3	100%	59.0	126	122	102.00	37.6
Dioxins/Furans	OCDF	ng/kg_{lipid}	3	3	100%	10.3	14.4	10.3	11.70	2.38
PCB Congeners	PCB-1	ng/kg_{lipid}	3	3	100%	516	823	688	676	154
PCB Congeners	PCB-10	ng/kg_{lipid}	3	3	100%	1812	2190	2018	2010	189
PCB Congeners	PCB-103	ng/kg_{lipid}	3	3	100%	13633	24615	16690	18300	5670
PCB Congeners	PCB-104	ng/kg_{lipid}	3	3	100%	1367	2467	1521	1790	595
PCB Congeners	PCB-105	ng/kg_{lipid}	3	3	100%	196735	405128	257143	286000	107000
PCB Congeners	PCB-107	ng/kg_{lipid}	3	3	100%	47551	86154	63333	65700	19400
PCB Congeners	PCB-108/124	ng/kg_{lipid}	3	3	100%	8918	13718	11286	11300	2400
PCB Congeners	PCB-11	ng/kg_{lipid}	3	3	100%	1052	1862	1269	1390	419
PCB Congeners	PCB-110/115	ng/kg_{lipid}	3	3	100%	869388	1651282	1040476	1190000	411000
PCB Congeners	PCB-111	ng/kg_{lipid}	3	3	100%	845	1164	940	983	164
PCB Congeners	PCB-112	ng/kg_{lipid}	3	3	100%	1681	3179	2265	2380	755
PCB Congeners	PCB-114	ng/kg_{lipid}	3	3	100%	12918	26923	17786	19200	7110
PCB Congeners	PCB-118	ng/kg_{lipid}	3	3	100%	669388	1623077	919048	1070000	495000

Table 3-25
Statistical Summary of Detected Analytes by Zone - Striped Killifish (Whole Body) - Lipid Normalized

Parameter Group	Analyte	Units	Number of Valid Results[1]	Number of Detects	Detection Frequency	Minimum Detect	Maximum Detect	Median Value	Mean of Detects	Standard Deviation
PCB Congeners	PCB-12/13	ng/kg_{lipid}	3	3	100%	195	272	250	239	39.5
PCB Congeners	PCB-120	ng/kg_{lipid}	3	3	100%	3939	8795	5214	5980	2520
PCB Congeners	PCB-121	ng/kg_{lipid}	1	1	33%	571	571	NA	NA	NA
PCB Congeners	PCB-122	ng/kg_{lipid}	3	3	100%	267	369	296	311	52.8
PCB Congeners	PCB-123	ng/kg_{lipid}	3	3	100%	13388	24897	18071	18800	5790
PCB Congeners	PCB-126	ng/kg_{lipid}	3	3	100%	1673	2349	1698	1910	383
PCB Congeners	PCB-127	ng/kg_{lipid}	3	3	100%	769	1495	1026	1100	368
PCB Congeners	PCB-128/166	ng/kg_{lipid}	3	3	100%	93878	185385	124286	135000	46600
PCB Congeners	PCB-129/138/163	ng/kg_{lipid}	3	3	100%	895918	1617949	1040476	1180000	382000
PCB Congeners	PCB-130	ng/kg_{lipid}	3	3	100%	49796	86667	59524	65300	19100
PCB Congeners	PCB-131	ng/kg_{lipid}	2	2	67%	5653	7619	6636	6640	1390
PCB Congeners	PCB-132	ng/kg_{lipid}	2	2	67%	149388	200952	175170	175000	36500
PCB Congeners	PCB-133	ng/kg_{lipid}	3	3	100%	15041	27692	19310	20700	6440
PCB Congeners	PCB-134	ng/kg_{lipid}	2	2	67%	23265	33095	28180	28200	6950
PCB Congeners	PCB-135/151	ng/kg_{lipid}	3	3	100%	206122	356410	254762	272000	76700
PCB Congeners	PCB-136	ng/kg_{lipid}	3	3	100%	18735	40769	26429	28600	11200
PCB Congeners	PCB-137	ng/kg_{lipid}	3	3	100%	35510	72051	48333	52000	18500
PCB Congeners	PCB-139/140	ng/kg_{lipid}	2	2	67%	12612	16595	14604	14600	2820
PCB Congeners	PCB-14	ng/kg_{lipid}	3	1	33%	19.7	19.7	NA	NA	NA
PCB Congeners	PCB-141	ng/kg_{lipid}	3	3	100%	85918	151538	105238	114000	33700
PCB Congeners	PCB-143	ng/kg_{lipid}	2	2	67%	598	1033	816	816	308
PCB Congeners	PCB-144	ng/kg_{lipid}	2	2	67%	26531	30476	28503	28500	2790
PCB Congeners	PCB-145	ng/kg_{lipid}	3	3	100%	119	259	186	188	70.1
PCB Congeners	PCB-146	ng/kg_{lipid}	2	2	67%	159762	226667	193214	193000	47300
PCB Congeners	PCB-147/149	ng/kg_{lipid}	2	2	67%	408163	516667	462415	462000	76700
PCB Congeners	PCB-148	ng/kg_{lipid}	2	2	67%	2306	3476	2891	2890	827
PCB Congeners	PCB-15	ng/kg_{lipid}	3	3	100%	381	1202	695	759	414
PCB Congeners	PCB-150	ng/kg_{lipid}	3	3	100%	2245	12103	5619	6660	5010
PCB Congeners	PCB-152	ng/kg_{lipid}	3	3	100%	320	864	512	565	276
PCB Congeners	PCB-153/168	ng/kg_{lipid}	3	3	100%	938776	1679487	1035714	1220000	403000
PCB Congeners	PCB-154	ng/kg_{lipid}	3	3	100%	20000	155385	56429	77300	70100
PCB Congeners	PCB-155	ng/kg_{lipid}	3	3	100%	6429	20410	9524	12100	7340
PCB Congeners	PCB-156/157	ng/kg_{lipid}	3	3	100%	64286	130256	84524	93000	33800
PCB Congeners	PCB-158	ng/kg_{lipid}	3	3	100%	67143	127949	81667	92300	31800
PCB Congeners	PCB-159	ng/kg_{lipid}	3	3	100%	130	151	150	143	12
PCB Congeners	PCB-16	ng/kg_{lipid}	3	3	100%	17190	24795	19408	20500	3910
PCB Congeners	PCB-160	ng/kg_{lipid}	3	3	100%	433	556	438	476	69.9
PCB Congeners	PCB-161	ng/kg_{lipid}	3	3	100%	85.7	132	129	116	26
PCB Congeners	PCB-162	ng/kg_{lipid}	3	3	100%	6020	9538	7119	7560	1800
PCB Congeners	PCB-164	ng/kg_{lipid}	3	3	100%	40408	69231	47619	52400	15000
PCB Congeners	PCB-165	ng/kg_{lipid}	2	2	67%	748	972	860	860	159
PCB Congeners	PCB-167	ng/kg_{lipid}	3	3	100%	27551	52821	36429	38900	12800
PCB Congeners	PCB-17	ng/kg_{lipid}	3	3	100%	67143	92051	75238	78100	12700
PCB Congeners	PCB-170	ng/kg_{lipid}	3	3	100%	117551	166667	123095	136000	26900
PCB Congeners	PCB-172	ng/kg_{lipid}	3	3	100%	23061	35641	26429	28400	6510
PCB Congeners	PCB-174	ng/kg_{lipid}	2	2	67%	84048	113846	98947	98900	21100
PCB Congeners	PCB-175	ng/kg_{lipid}	2	2	67%	7524	10949	9236	9240	2420
PCB Congeners	PCB-176	ng/kg_{lipid}	3	3	100%	11653	19872	13952	15200	4240
PCB Congeners	PCB-178	ng/kg_{lipid}	2	2	67%	53810	73590	63700	63700	14000
PCB Congeners	PCB-179	ng/kg_{lipid}	3	3	100%	32449	64103	44524	47000	16000
PCB Congeners	PCB-18/30	ng/kg_{lipid}	3	3	100%	98367	144615	113810	119000	23500
PCB Congeners	PCB-180/193	ng/kg_{lipid}	2	2	67%	344898	352381	348639	349000	5290
PCB Congeners	PCB-182	ng/kg_{lipid}	2	2	67%	1621	2051	1836	1840	304
PCB Congeners	PCB-183/185	ng/kg_{lipid}	2	2	67%	128571	192821	160696	161000	45400
PCB Congeners	PCB-184	ng/kg_{lipid}	3	3	100%	673	1177	760	870	269

Table 3-25
Statistical Summary of Detected Analytes by Zone - Striped Killifish (Whole Body) - Lipid Normalized

Parameter Group	Analyte	Units	Number of Valid Results[1]	Number of Detects	Detection Frequency	Minimum Detect	Maximum Detect	Median Value	Mean of Detects	Standard Deviation
PCB Congeners	PCB-186	ng/kg_{lipid}	3	2	67%	46.4	75.4	60.9	60.9	20.5
PCB Congeners	PCB-187	ng/kg_{lipid}	3	3	100%	275510	607692	376190	420000	170000
PCB Congeners	PCB-188	ng/kg_{lipid}	3	3	100%	1233	18897	6000	8710	9140
PCB Congeners	PCB-189	ng/kg_{lipid}	3	3	100%	4510	7179	5286	5660	1370
PCB Congeners	PCB-19	ng/kg_{lipid}	2	2	67%	15881	17667	16774	16800	1260
PCB Congeners	PCB-190	ng/kg_{lipid}	3	3	100%	26531	37692	27857	30700	6100
PCB Congeners	PCB-191	ng/kg_{lipid}	3	3	100%	5167	8000	5490	6220	1550
PCB Congeners	PCB-192	ng/kg_{lipid}	3	3	100%	44.3	83.9	51.0	59.7	21.2
PCB Congeners	PCB-194	ng/kg_{lipid}	3	3	100%	36327	96410	57143	63300	30500
PCB Congeners	PCB-195	ng/kg_{lipid}	3	3	100%	16143	25538	19000	20200	4820
PCB Congeners	PCB-196	ng/kg_{lipid}	3	3	100%	28980	58205	34286	40500	15600
PCB Congeners	PCB-197/200	ng/kg_{lipid}	1	1	33%	5531	5531	NA	NA	NA
PCB Congeners	PCB-198/199	ng/kg_{lipid}	3	3	100%	73061	190769	113333	126000	59800
PCB Congeners	PCB-2	ng/kg_{lipid}	3	3	100%	44.8	99.5	48.0	64.1	30.7
PCB Congeners	PCB-20/28	ng/kg_{lipid}	3	3	100%	378571	543590	438776	454000	83500
PCB Congeners	PCB-201	ng/kg_{lipid}	3	3	100%	9918	24513	14333	16300	7480
PCB Congeners	PCB-202	ng/kg_{lipid}	3	3	100%	28776	84103	53333	55400	27700
PCB Congeners	PCB-203	ng/kg_{lipid}	3	3	100%	51020	144103	83333	92800	47300
PCB Congeners	PCB-204	ng/kg_{lipid}	3	3	100%	94.9	252	164	170	78.5
PCB Congeners	PCB-205	ng/kg_{lipid}	3	3	100%	2265	3615	2881	2920	676
PCB Congeners	PCB-206	ng/kg_{lipid}	3	3	100%	30000	119231	64762	71300	45000
PCB Congeners	PCB-207	ng/kg_{lipid}	3	3	100%	3286	11769	5976	7010	4340
PCB Congeners	PCB-208	ng/kg_{lipid}	3	3	100%	10816	35385	24048	23400	12300
PCB Congeners	PCB-209	ng/kg_{lipid}	3	3	100%	9857	24897	20214	18300	7700
PCB Congeners	PCB-21/33	ng/kg_{lipid}	3	3	100%	11500	16744	13857	14000	2630
PCB Congeners	PCB-22	ng/kg_{lipid}	3	3	100%	19929	25306	21385	22200	2780
PCB Congeners	PCB-23	ng/kg_{lipid}	3	3	100%	98.3	166	113	126	35.9
PCB Congeners	PCB-24	ng/kg_{lipid}	3	3	100%	990	1615	1335	1310	313
PCB Congeners	PCB-25	ng/kg_{lipid}	3	3	100%	9449	10476	10000	9980	514
PCB Congeners	PCB-26/29	ng/kg_{lipid}	3	3	100%	28163	30714	28718	29200	1340
PCB Congeners	PCB-27	ng/kg_{lipid}	3	3	100%	14694	18949	16762	16800	2130
PCB Congeners	PCB-31	ng/kg_{lipid}	3	3	100%	161429	180769	161633	168000	11100
PCB Congeners	PCB-32	ng/kg_{lipid}	3	3	100%	40612	50769	40952	44100	5770
PCB Congeners	PCB-34	ng/kg_{lipid}	3	3	100%	727	1082	933	914	179
PCB Congeners	PCB-37	ng/kg_{lipid}	3	3	100%	1748	2487	2204	2150	373
PCB Congeners	PCB-38	ng/kg_{lipid}	3	3	100%	235	256	243	245	10.6
PCB Congeners	PCB-39	ng/kg_{lipid}	3	3	100%	837	1313	962	1040	247
PCB Congeners	PCB-4	ng/kg_{lipid}	3	3	100%	16286	19333	19179	18300	1720
PCB Congeners	PCB-40/71	ng/kg_{lipid}	3	3	100%	90000	121282	91633	101000	17600
PCB Congeners	PCB-41	ng/kg_{lipid}	3	3	100%	10429	15026	11082	12200	2490
PCB Congeners	PCB-42	ng/kg_{lipid}	3	3	100%	157857	211795	158571	176000	30900
PCB Congeners	PCB-43	ng/kg_{lipid}	3	3	100%	13061	27949	16810	19300	7740
PCB Congeners	PCB-44/47/65	ng/kg_{lipid}	3	3	100%	585714	864103	619048	690000	152000
PCB Congeners	PCB-45	ng/kg_{lipid}	3	3	100%	27143	38462	30000	31900	5890
PCB Congeners	PCB-46	ng/kg_{lipid}	3	3	100%	9306	12308	9929	10500	1580
PCB Congeners	PCB-48	ng/kg_{lipid}	3	3	100%	54490	93590	62857	70300	20600
PCB Congeners	PCB-49/69	ng/kg_{lipid}	3	3	100%	493878	789744	535714	606000	160000
PCB Congeners	PCB-5	ng/kg_{lipid}	3	3	100%	70.2	102	82.2	84.7	15.8
PCB Congeners	PCB-50/53	ng/kg_{lipid}	3	3	100%	54898	75128	60000	63300	10500
PCB Congeners	PCB-51	ng/kg_{lipid}	3	3	100%	34048	42821	35306	37400	4740
PCB Congeners	PCB-52	ng/kg_{lipid}	3	3	100%	724490	1215385	814286	918000	261000
PCB Congeners	PCB-54	ng/kg_{lipid}	3	3	100%	2102	2667	2174	2310	307
PCB Congeners	PCB-55	ng/kg_{lipid}	3	3	100%	986	1343	1162	1160	179
PCB Congeners	PCB-56	ng/kg_{lipid}	3	3	100%	11976	14143	12923	13000	1090
PCB Congeners	PCB-57	ng/kg_{lipid}	3	3	100%	456	573	467	499	64.8

Table 3-25
Statistical Summary of Detected Analytes by Zone - Striped Killifish (Whole Body) - Lipid Normalized

Parameter Group	Analyte	Units	Number of Valid Results[1]	Number of Detects	Detection Frequency	Minimum Detect	Maximum Detect	Median Value	Mean of Detects	Standard Deviation
PCB Congeners	PCB-58	ng/kg_{lipid}	3	3	100%	387	533	490	470	74.8
PCB Congeners	PCB-6	ng/kg_{lipid}	3	3	100%	2633	5024	2846	3500	1320
PCB Congeners	PCB-60	ng/kg_{lipid}	3	3	100%	77381	114615	89388	93800	19000
PCB Congeners	PCB-61/70/74/76	ng/kg_{lipid}	3	3	100%	514286	710256	524490	583000	110000
PCB Congeners	PCB-62/75	ng/kg_{lipid}	3	3	100%	58163	72821	58571	63200	8350
PCB Congeners	PCB-63	ng/kg_{lipid}	3	3	100%	23469	32051	24048	26500	4800
PCB Congeners	PCB-64	ng/kg_{lipid}	3	3	100%	244898	348718	250000	281000	58500
PCB Congeners	PCB-66	ng/kg_{lipid}	3	3	100%	564286	887179	628571	693000	171000
PCB Congeners	PCB-67	ng/kg_{lipid}	3	3	100%	1986	2846	2033	2290	484
PCB Congeners	PCB-68	ng/kg_{lipid}	3	3	100%	6469	8974	7500	7650	1260
PCB Congeners	PCB-7	ng/kg_{lipid}	3	3	100%	286	390	378	351	56.9
PCB Congeners	PCB-72	ng/kg_{lipid}	3	3	100%	8020	11256	9238	9500	1630
PCB Congeners	PCB-73	ng/kg_{lipid}	3	3	100%	1598	2641	1922	2050	534
PCB Congeners	PCB-79	ng/kg_{lipid}	3	3	100%	4020	6641	5071	5240	1320
PCB Congeners	PCB-8	ng/kg_{lipid}	3	3	100%	10000	11231	10449	10600	623
PCB Congeners	PCB-81	ng/kg_{lipid}	3	3	100%	750	905	814	823	77.9
PCB Congeners	PCB-82	ng/kg_{lipid}	3	3	100%	65510	105385	73810	81600	21000
PCB Congeners	PCB-83	ng/kg_{lipid}	3	3	100%	31633	63077	41190	45300	16100
PCB Congeners	PCB-84	ng/kg_{lipid}	3	3	100%	66735	123077	90000	93300	28300
PCB Congeners	PCB-85/116/117	ng/kg_{lipid}	3	3	100%	143265	258974	172143	191000	60200
PCB Congeners	PCB-86/87/97/109/119/125	ng/kg_{lipid}	2	2	67%	377551	466667	422109	422000	63000
PCB Congeners	PCB-88	ng/kg_{lipid}	3	3	100%	164	354	214	244	98.5
PCB Congeners	PCB-89	ng/kg_{lipid}	3	3	100%	4531	7077	4952	5520	1360
PCB Congeners	PCB-9	ng/kg_{lipid}	3	3	100%	655	879	759	764	112
PCB Congeners	PCB-90/101/113	ng/kg_{lipid}	3	3	100%	848980	1633333	1009524	1160000	414000
PCB Congeners	PCB-91	ng/kg_{lipid}	3	3	100%	84082	164359	110238	120000	40900
PCB Congeners	PCB-92	ng/kg_{lipid}	1	1	33%	147551	147551	NA	NA	NA
PCB Congeners	PCB-93/100	ng/kg_{lipid}	3	3	100%	25306	47949	29524	34300	12000
PCB Congeners	PCB-94	ng/kg_{lipid}	3	3	100%	3694	6564	4690	4980	1460
PCB Congeners	PCB-95	ng/kg_{lipid}	1	1	33%	322449	322449	NA	NA	NA
PCB Congeners	PCB-96	ng/kg_{lipid}	3	3	100%	1553	2821	2040	2140	639
PCB Congeners	PCB-98/102	ng/kg_{lipid}	3	3	100%	22653	38718	27381	29600	8260
PCB Congeners	PCB-99	ng/kg_{lipid}	3	3	100%	555102	1033333	645238	745000	254000
PCB Congeners	Total PCB Congeners (209)	ng/kg_{lipid}	3	3	100%	13700000	21500000	15700000	17000000	4050000
Pesticides	2,4'-DDD	pg/g_{lipid}	3	3	100%	161429	302381	182051	215000	76100
Pesticides	2,4'-DDE	pg/g_{lipid}	3	3	100%	100204	307692	240476	216000	106000
Pesticides	2,4'-DDT	pg/g_{lipid}	3	3	100%	1651	12837	10476	8320	5900
Pesticides	4,4'-DDD	pg/g_{lipid}	3	3	100%	887179	1861905	1136735	1300000	506000
Pesticides	4,4'-DDE	pg/g_{lipid}	3	3	100%	1765306	2500000	2476190	2250000	417000
Pesticides	4,4'-DDT	pg/g_{lipid}	3	3	100%	22872	140612	114524	92700	61800
Pesticides	Aldrin	pg/g_{lipid}	3	1	33%	731	731	NA	NA	NA
Pesticides	Alpha BHC	pg/g_{lipid}	3	2	67%	720	1187	954	954	330
Pesticides	Beta BHC	pg/g_{lipid}	3	3	100%	894	1533	1115	1180	325
Pesticides	cis-Chlordane	pg/g_{lipid}	3	3	100%	97949	524490	161667	261000	230000
Pesticides	cis-Nonachlor	pg/g_{lipid}	3	3	100%	116667	182041	167857	156000	34400
Pesticides	Delta BHC	pg/g_{lipid}	3	1	33%	105	105	NA	NA	NA
Pesticides	Dieldrin	pg/g_{lipid}	3	3	100%	183061	238974	212619	212000	28000
Pesticides	Endosulfan sulfate	pg/g_{lipid}	3	2	67%	729	7103	3916	3920	4510
Pesticides	Endrin	pg/g_{lipid}	3	3	100%	592	1840	1282	1240	625
Pesticides	Gamma BHC (Lindane)	pg/g_{lipid}	3	3	100%	402	643	536	527	121
Pesticides	Heptachlor	pg/g_{lipid}	3	2	67%	153	357	255	255	144
Pesticides	Heptachlor epoxide	pg/g_{lipid}	3	3	100%	22026	37347	32381	30600	7820
Pesticides	Hexachlorobenzene	pg/g_{lipid}	3	3	100%	405	1500	467	790	615
Pesticides	Mirex	pg/g_{lipid}	3	3	100%	2018	2667	2020	2240	374
Pesticides	Oxychlordane	pg/g_{lipid}	3	3	100%	35897	72653	67381	58600	19900

Table 3-25
Statistical Summary of Detected Analytes by Zone - Striped Killifish (Whole Body) - Lipid Normalized

Parameter Group	Analyte	Units	Number of Valid Results[1]	Number of Detects	Detection Frequency	Minimum Detect	Maximum Detect	Median Value	Mean of Detects	Standard Deviation
Pesticides	Total Alpha + Gamma Chlordane	pg/g_{lipid}	3	3	100%	174000	668000	264000	369000	263000
Pesticides	Total DDT (2,4 & 4,4)	pg/g_{lipid}	3	3	100%	3320000	5010000	3900000	4080000	859000
Pesticides	Total DDT (2,4)	pg/g_{lipid}	3	3	100%	274000	553000	491000	439000	147000
Pesticides	Total DDT (4,4)	pg/g_{lipid}	3	3	100%	3040000	4450000	3410000	3630000	731000
Pesticides	Trans-chlordane	pg/g_{lipid}	3	3	100%	75641	143469	102381	107000	34200
Pesticides	Trans-heptachlor epoxide	pg/g_{lipid}	3	3	100%	7128	55918	24762	29300	24700
Pesticides	Trans-nonachlor	pg/g_{lipid}	3	3	100%	302564	488095	391837	394000	92800
Semivolatiles	2-Methylnaphthalene	ug/kg_{lipid}	3	1	33%	186	186	NA	NA	NA
Semivolatiles	Acenaphthene	ug/kg_{lipid}	3	2	67%	89.7	90.5	90.1	90.1	0.523
Semivolatiles	Benzo(j)+(k)fluoranthene	ug/kg_{lipid}	3	1	33%	64.3	64.3	NA	NA	NA
Semivolatiles	C1-Naphthalenes	ug/kg_{lipid}	3	2	67%	165	286	226	226	85.1
Semivolatiles	C2-Naphthalenes	ug/kg_{lipid}	3	2	67%	102	212	157	157	77.7
Semivolatiles	Fluoranthene	ug/kg_{lipid}	3	2	67%	66.7	69.2	68.0	68	1.81
Semivolatiles	Phenanthrene	ug/kg_{lipid}	3	1	33%	64.3	64.3	NA	NA	NA
Semivolatiles	Total HMW PAHs	ug/kg_{lipid}	3	2	67%	69.2	131	100	100	43.7
Semivolatiles	Total LMW PAHs	ug/kg_{lipid}	3	2	67%	89.7	340	215	215	177
Semivolatiles	Total PAHs	ug/kg_{lipid}	3	2	67%	159	471	315	315	221
SOUTH ZONE										
Aroclor PCBs	Aroclor 1248	ug/kg_{lipid}	4	2	50%	10000	21111	15556	15600	7860
Aroclor PCBs	Aroclor 1254	ug/kg_{lipid}	4	4	100%	14722	197143	21006	63500	89200
Aroclor PCBs	Aroclor 1260	ug/kg_{lipid}	4	1	25%	10556	10556	NA	NA	NA
Aroclor PCBs	Aroclor 1262	ug/kg_{lipid}	4	1	25%	4828	4828	NA	NA	NA
Aroclor PCBs	Total Aroclor PCBs (Sum Of 7 Aroclors)	ug/kg_{lipid}	4	4	100%	20300	197000	39050	73900	82600
Aroclor PCBs	Total Aroclor PCBs (Sum Of 9 Aroclors)	ug/kg_{lipid}	4	4	100%	25200	197000	39050	75100	81600
Butyltins	Tributyltin	ug/kg_{lipid}	4	1	25%	52.8	52.8	NA	NA	NA
Dioxins/Furans	1,2,3,4,6,7,8-HpCDD	ng/kg_{lipid}	4	4	100%	36.4	264.3	51.2	101	109
Dioxins/Furans	1,2,3,4,6,7,8-HpCDF	ng/kg_{lipid}	4	4	100%	48.6	477.1	56.7	160	212
Dioxins/Furans	1,2,3,4,7,8-HxCDD	ng/kg_{lipid}	4	4	100%	1.99	58.9	4.17	17.3	27.7
Dioxins/Furans	1,2,3,4,7,8-HxCDF	ng/kg_{lipid}	4	4	100%	5.78	94.6	12.0	31.1	42.6
Dioxins/Furans	1,2,3,6,7,8-HxCDD	ng/kg_{lipid}	4	4	100%	4.31	68.9	8.31	22.4	31
Dioxins/Furans	1,2,3,6,7,8-HxCDF	ng/kg_{lipid}	4	4	100%	23.2	237.7	28.8	79.6	105
Dioxins/Furans	1,2,3,7,8,9-HxCDD	ng/kg_{lipid}	4	4	100%	2.86	35.7	7.19	13.2	15.1
Dioxins/Furans	1,2,3,7,8,9-HxCDF	ng/kg_{lipid}	4	2	50%	1.87	21.9	11.9	11.9	14.1
Dioxins/Furans	1,2,3,7,8-PCDD	ng/kg_{lipid}	4	4	100%	6.97	119.7	12.9	38.1	54.7
Dioxins/Furans	1,2,3,7,8-PCDF	ng/kg_{lipid}	4	4	100%	66.7	660.0	72.4	218	295
Dioxins/Furans	2,3,4,6,7,8-HxCDF	ng/kg_{lipid}	4	4	100%	2.89	32.0	4.56	11	14
Dioxins/Furans	2,3,4,7,8-PCDF	ng/kg_{lipid}	4	3	75%	25.7	397	52.4	158	207
Dioxins/Furans	2,3,7,8-TCDD	ng/kg_{lipid}	4	4	100%	101	4771	501	1470	2210
Dioxins/Furans	2,3,7,8-TCDF	ng/kg_{lipid}	4	4	100%	13.3	200	24.0	65.4	90.1
Dioxins/Furans	OCDD	ng/kg_{lipid}	4	4	100%	238	1454	399	623	561
Dioxins/Furans	OCDF	ng/kg_{lipid}	4	4	100%	23.4	199	37.0	74.1	83.7
PCB Congeners	PCB-1	ng/kg_{lipid}	4	4	100%	3583	255714	70502	100000	114000
PCB Congeners	PCB-10	ng/kg_{lipid}	4	4	100%	2325	38286	11315	15800	16300
PCB Congeners	PCB-103	ng/kg_{lipid}	4	4	100%	35556	229429	45493	89000	93800
PCB Congeners	PCB-104	ng/kg_{lipid}	4	4	100%	3083	29714	10446	13400	11500
PCB Congeners	PCB-105	ng/kg_{lipid}	4	4	100%	319444	6114286	660153	1940000	2790000
PCB Congeners	PCB-107	ng/kg_{lipid}	4	4	100%	83611	1168571	156873	391000	519000
PCB Congeners	PCB-108/124	ng/kg_{lipid}	4	4	100%	14833	202857	23189	66000	91300
PCB Congeners	PCB-11	ng/kg_{lipid}	4	4	100%	1539	25514	2145	7840	11800
PCB Congeners	PCB-110/115	ng/kg_{lipid}	4	4	100%	1466667	21085714	2417577	6850000	9510000
PCB Congeners	PCB-111	ng/kg_{lipid}	4	4	100%	1917	14286	2316	5210	6050
PCB Congeners	PCB-112	ng/kg_{lipid}	4	4	100%	3583	32000	8186	13000	12900
PCB Congeners	PCB-114	ng/kg_{lipid}	4	4	100%	22250	434286	51039	140000	197000
PCB Congeners	PCB-118	ng/kg_{lipid}	4	4	100%	1338889	19800000	1954502	6260000	9030000
PCB Congeners	PCB-12/13	ng/kg_{lipid}	4	4	100%	353	8829	1414	3000	3950

Table 3-25
Statistical Summary of Detected Analytes by Zone - Striped Killifish (Whole Body) - Lipid Normalized

Parameter Group	Analyte	Units	Number of Valid Results[1]	Number of Detects	Detection Frequency	Minimum Detect	Maximum Detect	Median Value	Mean of Detects	Standard Deviation
PCB Congeners	PCB-120	ng/kg_{lipid}	4	4	100%	9586	78571	11056	27600	34000
PCB Congeners	PCB-121	ng/kg_{lipid}	3	3	75%	1417	9086	2052	4180	4260
PCB Congeners	PCB-122	ng/kg_{lipid}	4	3	75%	406	961	869	745	298
PCB Congeners	PCB-123	ng/kg_{lipid}	4	4	100%	19417	397143	42936	126000	181000
PCB Congeners	PCB-126	ng/kg_{lipid}	4	4	100%	3472	33429	4068	11300	14800
PCB Congeners	PCB-127	ng/kg_{lipid}	4	4	100%	1539	27800	1964	8320	13000
PCB Congeners	PCB-128/166	ng/kg_{lipid}	4	4	100%	210000	2217143	241729	728000	993000
PCB Congeners	PCB-129/138/163	ng/kg_{lipid}	4	4	100%	2089655	22485714	2588889	7440000	10000000
PCB Congeners	PCB-130	ng/kg_{lipid}	4	4	100%	115517	1040000	116667	347000	462000
PCB Congeners	PCB-131	ng/kg_{lipid}	3	3	75%	14586	144857	14694	58000	75200
PCB Congeners	PCB-132	ng/kg_{lipid}	3	3	75%	389655	3800000	397222	1530000	1970000
PCB Congeners	PCB-133	ng/kg_{lipid}	4	4	100%	37778	288571	43228	103000	124000
PCB Congeners	PCB-134	ng/kg_{lipid}	3	3	75%	52414	554286	54444	220000	289000
PCB Congeners	PCB-135/151	ng/kg_{lipid}	3	3	75%	583333	5514286	603448	2230000	2840000
PCB Congeners	PCB-136	ng/kg_{lipid}	3	3	75%	53611	565714	55862	225000	295000
PCB Congeners	PCB-137	ng/kg_{lipid}	4	4	100%	70000	780000	86193	256000	350000
PCB Congeners	PCB-139/140	ng/kg_{lipid}	3	3	75%	29722	314286	31345	125000	164000
PCB Congeners	PCB-141	ng/kg_{lipid}	4	4	100%	236111	1891429	357931	711000	793000
PCB Congeners	PCB-142	ng/kg_{lipid}	4	1	25%	286	286	NA	NA	NA
PCB Congeners	PCB-143	ng/kg_{lipid}	3	3	75%	2758	24857	2817	10100	12700
PCB Congeners	PCB-144	ng/kg_{lipid}	3	3	75%	75000	714286	80000	290000	368000
PCB Congeners	PCB-145	ng/kg_{lipid}	4	4	100%	56.9	4543	544	1420	2090
PCB Congeners	PCB-146	ng/kg_{lipid}	4	4	100%	319444	2814286	392433	980000	1220000
PCB Congeners	PCB-147/149	ng/kg_{lipid}	3	3	75%	891667	9285714	941379	3710000	4830000
PCB Congeners	PCB-148	ng/kg_{lipid}	3	3	75%	5778	52857	7828	22200	26600
PCB Congeners	PCB-15	ng/kg_{lipid}	4	4	100%	842	10171	1658	3580	4440
PCB Congeners	PCB-150	ng/kg_{lipid}	4	4	100%	5556	52857	10170	19700	22400
PCB Congeners	PCB-152	ng/kg_{lipid}	4	4	100%	1269	13371	3506	5410	5480
PCB Congeners	PCB-153/168	ng/kg_{lipid}	4	4	100%	2041379	20714286	3016667	7200000	9050000
PCB Congeners	PCB-154	ng/kg_{lipid}	3	3	75%	41389	400000	52759	165000	204000
PCB Congeners	PCB-155	ng/kg_{lipid}	4	4	100%	7833	102286	12576	33800	45700
PCB Congeners	PCB-156/157	ng/kg_{lipid}	4	4	100%	166389	1488571	183137	505000	656000
PCB Congeners	PCB-158	ng/kg_{lipid}	4	4	100%	171111	1511429	192921	517000	663000
PCB Congeners	PCB-159	ng/kg_{lipid}	4	3	75%	273	466	344	361	97.3
PCB Congeners	PCB-16	ng/kg_{lipid}	4	4	100%	33889	380000	50584	129000	168000
PCB Congeners	PCB-160	ng/kg_{lipid}	4	3	75%	1042	1236	1186	1150	101
PCB Congeners	PCB-161	ng/kg_{lipid}	4	3	75%	252	445	314	337	98.4
PCB Congeners	PCB-164	ng/kg_{lipid}	4	4	100%	94444	845714	114655	292000	369000
PCB Congeners	PCB-165	ng/kg_{lipid}	4	4	100%	1289	11857	1744	4160	5140
PCB Congeners	PCB-167	ng/kg_{lipid}	4	4	100%	70278	605714	78108	208000	265000
PCB Congeners	PCB-17	ng/kg_{lipid}	4	4	100%	103333	1651429	340407	609000	713000
PCB Congeners	PCB-170	ng/kg_{lipid}	4	4	100%	330556	2345714	528841	933000	958000
PCB Congeners	PCB-171/173	ng/kg_{lipid}	4	4	100%	106389	908571	153970	331000	388000
PCB Congeners	PCB-172	ng/kg_{lipid}	4	4	100%	67500	520000	104507	199000	216000
PCB Congeners	PCB-174	ng/kg_{lipid}	3	3	75%	173889	1485714	194828	618000	751000
PCB Congeners	PCB-175	ng/kg_{lipid}	4	4	100%	19750	140286	27169	53600	58200
PCB Congeners	PCB-176	ng/kg_{lipid}	4	4	100%	37778	322857	55661	118000	137000
PCB Congeners	PCB-177	ng/kg_{lipid}	1	1	25%	1962857	1962857	NA	NA	NA
PCB Congeners	PCB-178	ng/kg_{lipid}	4	4	100%	124722	971429	156949	353000	414000
PCB Congeners	PCB-179	ng/kg_{lipid}	4	4	100%	104722	877143	154387	323000	372000
PCB Congeners	PCB-18/30	ng/kg_{lipid}	4	4	100%	157778	2177143	315000	741000	963000
PCB Congeners	PCB-180/193	ng/kg_{lipid}	4	4	100%	905556	7057143	1613218	2800000	2900000
PCB Congeners	PCB-181	ng/kg_{lipid}	2	2	50%	5472	32000	18736	18700	18800
PCB Congeners	PCB-182	ng/kg_{lipid}	4	4	100%	2739	21200	3902	7940	8880
PCB Congeners	PCB-183/185	ng/kg_{lipid}	4	4	100%	308333	2457143	468496	926000	1030000

Table 3-25
Statistical Summary of Detected Analytes by Zone - Striped Killifish (Whole Body) - Lipid Normalized

Parameter Group	Analyte	Units	Number of Valid Results[1]	Number of Detects	Detection Frequency	Minimum Detect	Maximum Detect	Median Value	Mean of Detects	Standard Deviation
PCB Congeners	PCB-184	ng/kg_{lipid}	4	4	100%	997	10857	1132	3530	4890
PCB Congeners	PCB-186	ng/kg_{lipid}	4	1	25%	475	475	NA	NA	NA
PCB Congeners	PCB-187	ng/kg_{lipid}	4	4	100%	844444	5971429	1132375	2270000	2480000
PCB Congeners	PCB-188	ng/kg_{lipid}	4	4	100%	2556	23143	5951	9400	9430
PCB Congeners	PCB-189	ng/kg_{lipid}	4	4	100%	11583	93143	18132	35200	39000
PCB Congeners	PCB-19	ng/kg_{lipid}	4	4	100%	22056	374286	98788	148000	157000
PCB Congeners	PCB-190	ng/kg_{lipid}	4	4	100%	78611	425714	116863	185000	164000
PCB Congeners	PCB-191	ng/kg_{lipid}	4	4	100%	15306	119429	25273	46300	49500
PCB Congeners	PCB-192	ng/kg_{lipid}	4	1	25%	93.9	93.9	NA	NA	NA
PCB Congeners	PCB-194	ng/kg_{lipid}	4	4	100%	126667	1022857	211456	393000	424000
PCB Congeners	PCB-195	ng/kg_{lipid}	4	4	100%	43056	391429	76758	147000	165000
PCB Congeners	PCB-196	ng/kg_{lipid}	4	4	100%	68333	642857	122347	239000	272000
PCB Congeners	PCB-197/200	ng/kg_{lipid}	4	4	100%	15972	191429	29652	66700	83800
PCB Congeners	PCB-198/199	ng/kg_{lipid}	4	4	100%	167500	1577143	272548	572000	674000
PCB Congeners	PCB-2	ng/kg_{lipid}	4	4	100%	145	4914	344	1440	2320
PCB Congeners	PCB-20/28	ng/kg_{lipid}	4	4	100%	519444	9314286	875239	2900000	4280000
PCB Congeners	PCB-201	ng/kg_{lipid}	4	4	100%	25417	281714	34761	94200	125000
PCB Congeners	PCB-202	ng/kg_{lipid}	4	4	100%	67778	614286	82739	212000	268000
PCB Congeners	PCB-203	ng/kg_{lipid}	4	4	100%	127778	1154286	190819	416000	494000
PCB Congeners	PCB-204	ng/kg_{lipid}	4	1	25%	201	201	NA	NA	NA
PCB Congeners	PCB-205	ng/kg_{lipid}	4	4	100%	6722	56000	11024	21200	23400
PCB Congeners	PCB-206	ng/kg_{lipid}	4	4	100%	67778	511429	92155	191000	214000
PCB Congeners	PCB-207	ng/kg_{lipid}	4	4	100%	4333	68000	10070	23100	30100
PCB Congeners	PCB-208	ng/kg_{lipid}	4	4	100%	23722	238571	30592	80900	105000
PCB Congeners	PCB-209	ng/kg_{lipid}	4	4	100%	19694	294286	32170	94600	133000
PCB Congeners	PCB-21/33	ng/kg_{lipid}	4	4	100%	25972	388571	39109	123000	177000
PCB Congeners	PCB-22	ng/kg_{lipid}	4	4	100%	35000	497143	45963	156000	228000
PCB Congeners	PCB-23	ng/kg_{lipid}	4	4	100%	243	3600	397	1160	1630
PCB Congeners	PCB-24	ng/kg_{lipid}	4	4	100%	1711	22171	2557	7250	9960
PCB Congeners	PCB-25	ng/kg_{lipid}	4	4	100%	14611	263429	37425	88200	118000
PCB Congeners	PCB-26/29	ng/kg_{lipid}	4	4	100%	37778	697143	105967	237000	310000
PCB Congeners	PCB-27	ng/kg_{lipid}	4	4	100%	23333	422857	109952	167000	179000
PCB Congeners	PCB-3	ng/kg_{lipid}	4	4	100%	240	2551	570	983	1080
PCB Congeners	PCB-31	ng/kg_{lipid}	4	4	100%	207222	3771429	515326	1250000	1690000
PCB Congeners	PCB-32	ng/kg_{lipid}	4	4	100%	72778	1105714	287921	439000	460000
PCB Congeners	PCB-34	ng/kg_{lipid}	4	4	100%	1344	37714	7290	13400	16500
PCB Congeners	PCB-37	ng/kg_{lipid}	4	4	100%	3056	96286	6471	28100	45500
PCB Congeners	PCB-38	ng/kg_{lipid}	4	4	100%	254	15771	646	4330	7630
PCB Congeners	PCB-39	ng/kg_{lipid}	4	4	100%	1442	56000	2770	15700	26800
PCB Congeners	PCB-4	ng/kg_{lipid}	4	4	100%	23167	994286	341657	425000	424000
PCB Congeners	PCB-40/71	ng/kg_{lipid}	4	4	100%	141667	2077143	341705	726000	906000
PCB Congeners	PCB-41	ng/kg_{lipid}	4	4	100%	22556	300000	38108	99700	134000
PCB Congeners	PCB-42	ng/kg_{lipid}	4	4	100%	195000	3285714	496935	1120000	1450000
PCB Congeners	PCB-43	ng/kg_{lipid}	4	4	100%	23778	460000	69349	156000	204000
PCB Congeners	PCB-44/47/65	ng/kg_{lipid}	4	4	100%	830556	12857143	2101341	4470000	5620000
PCB Congeners	PCB-45	ng/kg_{lipid}	4	4	100%	40000	565714	76858	190000	251000
PCB Congeners	PCB-46	ng/kg_{lipid}	4	4	100%	16556	193143	30080	67500	84000
PCB Congeners	PCB-48	ng/kg_{lipid}	4	4	100%	97778	1665714	238285	560000	740000
PCB Congeners	PCB-49/69	ng/kg_{lipid}	4	4	100%	733333	12628571	1900527	4290000	5590000
PCB Congeners	PCB-5	ng/kg_{lipid}	4	4	100%	238	2971	515	1060	1280
PCB Congeners	PCB-50/53	ng/kg_{lipid}	4	4	100%	108056	1234286	249301	460000	521000
PCB Congeners	PCB-51	ng/kg_{lipid}	4	4	100%	105278	754286	202433	316000	299000
PCB Congeners	PCB-52	ng/kg_{lipid}	4	4	100%	1055556	18942857	2287500	6140000	8550000
PCB Congeners	PCB-54	ng/kg_{lipid}	4	4	100%	5833	38571	11340	16800	15100
PCB Congeners	PCB-55	ng/kg_{lipid}	4	3	75%	1792	4379	3333	3170	1300

Table 3-25
Statistical Summary of Detected Analytes by Zone - Striped Killifish (Whole Body) - Lipid Normalized

Parameter Group	Analyte	Units	Number of Valid Results[1]	Number of Detects	Detection Frequency	Minimum Detect	Maximum Detect	Median Value	Mean of Detects	Standard Deviation
PCB Congeners	PCB-56	ng/kg_{lipid}	3	3	75%	40000	325714	43889	137000	164000
PCB Congeners	PCB-57	ng/kg_{lipid}	4	4	100%	778	10600	1767	3730	4600
PCB Congeners	PCB-58	ng/kg_{lipid}	4	4	100%	447	7343	1188	2540	3220
PCB Congeners	PCB-6	ng/kg_{lipid}	4	4	100%	5778	194286	60062	80000	84500
PCB Congeners	PCB-60	ng/kg_{lipid}	4	4	100%	109722	2508571	284492	797000	1140000
PCB Congeners	PCB-61/70/74/76	ng/kg_{lipid}	4	4	100%	641667	14400000	1608142	4560000	6570000
PCB Congeners	PCB-62/75	ng/kg_{lipid}	4	4	100%	67222	1131429	182170	391000	497000
PCB Congeners	PCB-63	ng/kg_{lipid}	4	4	100%	27444	620000	88305	206000	277000
PCB Congeners	PCB-64	ng/kg_{lipid}	4	4	100%	313889	5885714	802586	1950000	2630000
PCB Congeners	PCB-66	ng/kg_{lipid}	4	4	100%	736111	18314286	1924904	5730000	8410000
PCB Congeners	PCB-67	ng/kg_{lipid}	3	3	75%	5583	47429	6931	20000	23800
PCB Congeners	PCB-68	ng/kg_{lipid}	4	4	100%	9111	138000	21998	47800	60500
PCB Congeners	PCB-7	ng/kg_{lipid}	4	4	100%	858	8771	1978	3400	3680
PCB Congeners	PCB-72	ng/kg_{lipid}	4	4	100%	10444	166571	25828	57200	73300
PCB Congeners	PCB-73	ng/kg_{lipid}	4	4	100%	2486	34000	9777	14000	14200
PCB Congeners	PCB-77	ng/kg_{lipid}	3	3	75%	13472	127714	15069	52100	65500
PCB Congeners	PCB-79	ng/kg_{lipid}	4	4	100%	6444	111143	11678	35200	50700
PCB Congeners	PCB-8	ng/kg_{lipid}	4	4	100%	20333	465714	141782	192000	198000
PCB Congeners	PCB-81	ng/kg_{lipid}	4	4	100%	1042	22943	2185	7090	10600
PCB Congeners	PCB-82	ng/kg_{lipid}	4	4	100%	93333	1628571	217591	539000	729000
PCB Congeners	PCB-83	ng/kg_{lipid}	4	4	100%	44167	825714	101767	268000	373000
PCB Congeners	PCB-84	ng/kg_{lipid}	4	4	100%	119444	1502857	212026	512000	662000
PCB Congeners	PCB-85/116/117	ng/kg_{lipid}	4	4	100%	210278	3857143	528209	1280000	1720000
PCB Congeners	PCB-86/87/97/109/119/125	ng/kg_{lipid}	3	3	75%	1117241	8971429	1355556	3810000	4470000
PCB Congeners	PCB-88	ng/kg_{lipid}	4	4	100%	419	5486	1166	2060	2320
PCB Congeners	PCB-89	ng/kg_{lipid}	4	4	100%	9611	154857	20751	51500	69100
PCB Congeners	PCB-9	ng/kg_{lipid}	4	4	100%	1989	27400	7807	11300	11600
PCB Congeners	PCB-90/101/113	ng/kg_{lipid}	3	3	75%	2134483	20828571	2708333	8560000	10600000
PCB Congeners	PCB-91	ng/kg_{lipid}	4	4	100%	182778	1831429	281379	644000	793000
PCB Congeners	PCB-92	ng/kg_{lipid}	3	3	75%	420690	3228571	488889	1380000	1600000
PCB Congeners	PCB-93/100	ng/kg_{lipid}	4	4	100%	62778	428571	110287	178000	169000
PCB Congeners	PCB-94	ng/kg_{lipid}	4	4	100%	15472	110286	18553	40700	46400
PCB Congeners	PCB-95	ng/kg_{lipid}	1	1	25%	6285714	6285714	NA	NA	NA
PCB Congeners	PCB-96	ng/kg_{lipid}	4	4	100%	5000	44857	7038	16000	19300
PCB Congeners	PCB-98/102	ng/kg_{lipid}	4	4	100%	71389	582857	86293	207000	251000
PCB Congeners	PCB-99	ng/kg_{lipid}	4	4	100%	1058333	12657143	1586638	4220000	5630000
PCB Congeners	Total PCB Congeners (209)	ng/kg_{lipid}	4	4	100%	28200000	346000000	41300000	114000000	155000000
Pesticides	2,4'-DDD	pg/g_{lipid}	4	4	100%	430556	2742857	1033238	1310000	1030000
Pesticides	2,4'-DDE	pg/g_{lipid}	4	4	100%	588889	6885714	1376628	2560000	2910000
Pesticides	2,4'-DDT	pg/g_{lipid}	4	4	100%	3806	27914	11340	13600	10300
Pesticides	4,4'-DDD	pg/g_{lipid}	4	4	100%	2916667	16400000	5920977	7790000	5990000
Pesticides	4,4'-DDE	pg/g_{lipid}	4	4	100%	5000000	38571429	6899904	14300000	16200000
Pesticides	4,4'-DDT	pg/g_{lipid}	4	4	100%	122500	537143	184344	257000	194000
Pesticides	Aldrin	pg/g_{lipid}	4	4	100%	300	5286	1073	1930	2290
Pesticides	Alpha BHC	pg/g_{lipid}	4	3	75%	2417	13486	6310	7400	5620
Pesticides	Beta BHC	pg/g_{lipid}	4	4	100%	1464	30517	14768	15400	13400
Pesticides	cis-Chlordane	pg/g_{lipid}	4	4	100%	264167	2628571	396695	922000	1140000
Pesticides	cis-Nonachlor	pg/g_{lipid}	4	4	100%	87500	1151429	140211	380000	515000
Pesticides	Delta BHC	pg/g_{lipid}	4	4	100%	608	3229	1545	1730	1270
Pesticides	Dieldrin	pg/g_{lipid}	4	4	100%	153056	1462857	215455	512000	635000
Pesticides	Gamma BHC (Lindane)	pg/g_{lipid}	4	4	100%	500	5543	881	1950	2410
Pesticides	Heptachlor	pg/g_{lipid}	4	2	50%	170	2478	1324	1320	1630
Pesticides	Heptachlor epoxide	pg/g_{lipid}	4	4	100%	19278	184000	44429	73000	77700
Pesticides	Hexachlorobenzene	pg/g_{lipid}	4	4	100%	561	58000	735	15000	28700
Pesticides	Mirex	pg/g_{lipid}	4	4	100%	2447	44000	4807	14000	20000

Table 3-25
Statistical Summary of Detected Analytes by Zone - Striped Killifish (Whole Body) - Lipid Normalized

Parameter Group	Analyte	Units	Number of Valid Results[1]	Number of Detects	Detection Frequency	Minimum Detect	Maximum Detect	Median Value	Mean of Detects	Standard Deviation
Pesticides	Oxychlordane	pg/g_{lipid}	4	4	100%	31667	322857	36879	107000	144000
Pesticides	Total Alpha + Gamma Chlordane	pg/g_{lipid}	4	4	100%	363000	3470000	525500	1220000	1500000
Pesticides	Total DDT (2,4 & 4,4)	pg/g_{lipid}	4	4	100%	11900000	65200000	14000000	26300000	26000000
Pesticides	Total DDT (2,4)	pg/g_{lipid}	4	4	100%	1860000	9660000	2005000	3880000	3850000
Pesticides	Total DDT (4,4)	pg/g_{lipid}	4	4	100%	10000000	55500000	12000000	22400000	22100000
Pesticides	Trans-chlordane	pg/g_{lipid}	4	4	100%	97241	845714	129583	301000	365000
Pesticides	Trans-heptachlor epoxide	pg/g_{lipid}	4	4	100%	7222	123714	13481	39500	56300
Pesticides	Trans-nonachlor	pg/g_{lipid}	4	4	100%	291667	2511429	313937	858000	1100000
Semivolatiles	2-Methylnaphthalene	ug/kg_{lipid}	4	2	50%	108	169	139	139	42.9
Semivolatiles	Acenaphthene	ug/kg_{lipid}	4	3	75%	153	1486	293	644	732
Semivolatiles	Anthracene	ug/kg_{lipid}	4	1	25%	931	931	NA	NA	NA
Semivolatiles	Benzaldehyde	ug/kg_{lipid}	4	1	25%	265714	265714	NA	NA	NA
Semivolatiles	Benzo(a)anthracene	ug/kg_{lipid}	4	1	25%	345	345	NA	NA	NA
Semivolatiles	Benzo(a)pyrene	ug/kg_{lipid}	4	1	25%	245	245	NA	NA	NA
Semivolatiles	Benzo(b)fluoranthene	ug/kg_{lipid}	4	1	25%	262	262	NA	NA	NA
Semivolatiles	Benzo(j)+(k)fluoranthene	ug/kg_{lipid}	4	1	25%	262	262	NA	NA	NA
Semivolatiles	Benzo[e]pyrene	ug/kg_{lipid}	4	1	25%	197	197	NA	NA	NA
Semivolatiles	C1-Fluoranthenes/pyrenes	ug/kg_{lipid}	4	1	25%	1571	1571	NA	NA	NA
Semivolatiles	C1-Naphthalenes	ug/kg_{lipid}	4	1	25%	1343	1343	NA	NA	NA
Semivolatiles	C1-Phenanthrene/anthracene	ug/kg_{lipid}	4	1	25%	857	857	NA	NA	NA
Semivolatiles	C2-Naphthalenes	ug/kg_{lipid}	4	1	25%	1057	1057	NA	NA	NA
Semivolatiles	Chrysene	ug/kg_{lipid}	4	1	25%	379	379	NA	NA	NA
Semivolatiles	Fluoranthene	ug/kg_{lipid}	4	2	50%	724	1029	876	876	215
Semivolatiles	Fluorene	ug/kg_{lipid}	4	2	50%	106	586	346	346	340
Semivolatiles	Indeno(1,2,3-c,d)pyrene	ug/kg_{lipid}	4	1	25%	7714	7714	NA	NA	NA
Semivolatiles	Naphthalene	ug/kg_{lipid}	4	1	25%	141	141	NA	NA	NA
Semivolatiles	Perylene	ug/kg_{lipid}	4	1	25%	107	107	NA	NA	NA
Semivolatiles	Phenanthrene	ug/kg_{lipid}	4	3	75%	133	1000	793	642	453
Semivolatiles	Pyrene	ug/kg_{lipid}	4	1	25%	793	793	NA	NA	NA
Semivolatiles	Total HMW PAHs	ug/kg_{lipid}	4	2	50%	3010	8740	5875	5880	4050
Semivolatiles	Total LMW PAHs	ug/kg_{lipid}	4	3	75%	500	2910	2490	1970	1290
Semivolatiles	Total PAHs	ug/kg_{lipid}	4	3	75%	500	11200	5920	5870	5350

Footnotes:
[1]Valid results are results that were found to be valid as a result of data validation. Only valid data are used in statistical analyses. Additional details regarding rejected data are provided in Appendix E of this report.

Notes:
1. Only detected values were included in the calculation of totals.
2. Non-detect ("U" qualified) data were excluded from the statistical analysis.

DDD = dichlorodiphenyldichloroethane
DDE = dichlorodiphenyldichloroethylene
DDT = dichlorodiphenyltrichloroethane
HMW = high molecular weight
LMW = low molecular weight
PAH = polycyclic aromatic hydrocarbon
PCB = polychlorinated biphenyl
NA = not applicable

% = percent
mg/kg = milligrams per kilogram
ng/g = nanograms per gram
ng/kg = nanograms per kilogram
pg/g = picograms per gram
ug/kg = micrograms per kilogram

Table 3-26
Statistical Summary of Detected Analytes - Summer Flounder (Whole Body) - Lipid Normalized

Parameter Group	Analyte	Units	Number of Valid Results[1]	Number of Detects	Detection Frequency	Minimum Detect	Maximum Detect	Median Value	Mean of Detects	Standard Deviation
Aroclor PCBs	Aroclor 1248	ug/kg_{lipid}	8	3	38%	3139	8955	3265	5120	3320
Aroclor PCBs	Aroclor 1254	ug/kg_{lipid}	8	5	63%	5402	14328	5862	7550	3800
Aroclor PCBs	Aroclor 1260	ug/kg_{lipid}	8	6	75%	1681	6470	4963	4410	2100
Aroclor PCBs	Total Aroclor PCBs (Sum Of 7 Aroclors)	ug/kg_{lipid}	8	8	100%	5000	28200	7420	9910	7630
Aroclor PCBs	Total Aroclor PCBs (Sum Of 9 Aroclors)	ug/kg_{lipid}	8	8	100%	5000	28200	7420	9910	7630
Butyltins	Tributyltin	ug/kg_{lipid}	8	5	63%	191	507	208	305	146
Dioxins/Furans	1,2,3,4,6,7,8-HpCDD	ng/kg_{lipid}	8	8	100%	13.3	173	43.4	57.4	50.4
Dioxins/Furans	1,2,3,4,6,7,8-HpCDF	ng/kg_{lipid}	8	8	100%	7.36	107	45.2	53.8	35.2
Dioxins/Furans	1,2,3,4,7,8,9-HpCDF	ng/kg_{lipid}	8	5	63%	8.04	14	11.7	10.8	2.6
Dioxins/Furans	1,2,3,4,7,8-HxCDD	ng/kg_{lipid}	8	6	75%	2.68	9.58	5.60	6.09	2.59
Dioxins/Furans	1,2,3,4,7,8-HxCDF	ng/kg_{lipid}	8	8	100%	6.74	125	26.8	43.1	42
Dioxins/Furans	1,2,3,6,7,8-HxCDD	ng/kg_{lipid}	8	8	100%	7.93	93.5	25.5	34.8	27.8
Dioxins/Furans	1,2,3,6,7,8-HxCDF	ng/kg_{lipid}	8	8	100%	5.04	84.5	30.1	37.5	26.3
Dioxins/Furans	1,2,3,7,8,9-HxCDD	ng/kg_{lipid}	8	8	100%	2.83	34.0	9.71	12.7	9.76
Dioxins/Furans	1,2,3,7,8,9-HxCDF	ng/kg_{lipid}	8	8	100%	1.42	19.9	8.84	11	7.02
Dioxins/Furans	1,2,3,7,8-PCDD	ng/kg_{lipid}	8	5	63%	4.76	80.0	22.4	29.3	29.4
Dioxins/Furans	1,2,3,7,8-PCDF	ng/kg_{lipid}	8	8	100%	13.8	90.8	65.2	56.5	26.9
Dioxins/Furans	2,3,4,6,7,8-HxCDF	ng/kg_{lipid}	8	8	100%	2.02	36.5	10.1	15.1	12.1
Dioxins/Furans	2,3,4,7,8-PCDF	ng/kg_{lipid}	8	8	100%	20.4	250	83.5	104	70.4
Dioxins/Furans	2,3,7,8-TCDD	ng/kg_{lipid}	8	8	100%	114	1428	614	661	484
Dioxins/Furans	2,3,7,8-TCDF	ng/kg_{lipid}	8	8	100%	9.42	32.0	16.0	17.3	7.32
Dioxins/Furans	OCDD	ng/kg_{lipid}	8	8	100%	22.1	320	94.8	108	91.8
Dioxins/Furans	OCDF	ng/kg_{lipid}	8	8	100%	6.96	35.4	15.3	18.2	10.2
PCB Congeners	PCB-1	ng/kg_{lipid}	8	8	100%	1286	28000	3969	7910	9640
PCB Congeners	PCB-10	ng/kg_{lipid}	8	7	88%	2167	16625	5103	6790	4840
PCB Congeners	PCB-103	ng/kg_{lipid}	8	8	100%	8308	120500	35101	42500	36000
PCB Congeners	PCB-104	ng/kg_{lipid}	8	8	100%	403	11925	3529	4220	3940
PCB Congeners	PCB-105	ng/kg_{lipid}	8	8	100%	129229	1915000	391650	646000	603000
PCB Congeners	PCB-107	ng/kg_{lipid}	8	8	100%	70625	687500	187044	256000	207000
PCB Congeners	PCB-108/124	ng/kg_{lipid}	8	8	100%	8685	148500	32653	49300	46100
PCB Congeners	PCB-11	ng/kg_{lipid}	8	5	63%	2880	27500	8345	10400	9900
PCB Congeners	PCB-110/115	ng/kg_{lipid}	8	8	100%	260042	6200000	1166502	1830000	1920000
PCB Congeners	PCB-111	ng/kg_{lipid}	8	8	100%	2489	15300	5629	6550	4260
PCB Congeners	PCB-112	ng/kg_{lipid}	8	7	88%	806	14025	6524	6260	4410
PCB Congeners	PCB-114	ng/kg_{lipid}	8	8	100%	9335	160750	40225	60800	52800
PCB Congeners	PCB-118	ng/kg_{lipid}	8	8	100%	585979	7575000	1766502	2850000	2430000
PCB Congeners	PCB-12/13	ng/kg_{lipid}	8	5	63%	221	1850	538	710	664
PCB Congeners	PCB-120	ng/kg_{lipid}	8	8	100%	9485	66750	22070	26400	18900
PCB Congeners	PCB-121	ng/kg_{lipid}	8	8	100%	878	6975	2338	2890	2030
PCB Congeners	PCB-122	ng/kg_{lipid}	8	7	88%	471	5200	2516	2410	1740
PCB Congeners	PCB-123	ng/kg_{lipid}	8	8	100%	3585	121250	28718	41900	37900
PCB Congeners	PCB-126	ng/kg_{lipid}	8	8	100%	1272	15225	3499	5150	4490
PCB Congeners	PCB-127	ng/kg_{lipid}	7	7	88%	1183	8200	2741	3430	2510
PCB Congeners	PCB-128/166	ng/kg_{lipid}	8	8	100%	73938	980000	235237	320000	296000
PCB Congeners	PCB-129/138/163	ng/kg_{lipid}	8	8	100%	775000	8800000	2279593	3120000	2650000
PCB Congeners	PCB-130	ng/kg_{lipid}	8	8	100%	47046	517500	142072	187000	155000
PCB Congeners	PCB-131	ng/kg_{lipid}	8	8	100%	627	15275	3484	5550	5020
PCB Congeners	PCB-132	ng/kg_{lipid}	7	7	88%	75373	830000	256897	296000	262000
PCB Congeners	PCB-133	ng/kg_{lipid}	8	8	100%	32994	300000	87142	110000	88300
PCB Congeners	PCB-134	ng/kg_{lipid}	8	8	100%	4186	59500	15243	23100	19500
PCB Congeners	PCB-135/151	ng/kg_{lipid}	8	8	100%	180021	1875000	581502	728000	558000
PCB Congeners	PCB-136	ng/kg_{lipid}	8	8	100%	11063	198750	55312	73300	61400
PCB Congeners	PCB-137	ng/kg_{lipid}	8	8	100%	25067	370000	100100	139000	116000
PCB Congeners	PCB-139/140	ng/kg_{lipid}	8	8	100%	8627	140500	35633	46800	43300
PCB Congeners	PCB-141	ng/kg_{lipid}	8	8	100%	59954	1120000	230333	348000	346000
PCB Congeners	PCB-142	ng/kg_{lipid}	8	1	13%	383	383	NA	NA	NA
PCB Congeners	PCB-143	ng/kg_{lipid}	8	5	63%	517	8775	1931	3320	3220
PCB Congeners	PCB-144	ng/kg_{lipid}	8	8	100%	16394	244750	57038	79900	73700
PCB Congeners	PCB-145	ng/kg_{lipid}	8	2	25%	493	531	512	512	26.5

Table 3-26
Statistical Summary of Detected Analytes - Summer Flounder (Whole Body) - Lipid Normalized

Parameter Group	Analyte	Units	Number of Valid Results[1]	Number of Detects	Detection Frequency	Minimum Detect	Maximum Detect	Median Value	Mean of Detects	Standard Deviation
PCB Congeners	PCB-146	ng/kg_{lipid}	3	3	38%	219708	368657	330000	306000	77300
PCB Congeners	PCB-147/149	ng/kg_{lipid}	8	8	100%	252104	4200000	1037775	1360000	1290000
PCB Congeners	PCB-148	ng/kg_{lipid}	8	8	100%	5924	41500	12194	17000	12900
PCB Congeners	PCB-15	ng/kg_{lipid}	8	3	38%	1544	10700	7929	6720	4700
PCB Congeners	PCB-150	ng/kg_{lipid}	8	8	100%	1497	23600	6463	8450	7300
PCB Congeners	PCB-152	ng/kg_{lipid}	8	8	100%	199	3700	939	1340	1200
PCB Congeners	PCB-153/168	ng/kg_{lipid}	8	8	100%	878750	9150000	2490993	3330000	2750000
PCB Congeners	PCB-154	ng/kg_{lipid}	8	8	100%	33590	265000	92428	113000	82900
PCB Congeners	PCB-155	ng/kg_{lipid}	8	8	100%	3355	68750	11666	19800	22300
PCB Congeners	PCB-156/157	ng/kg_{lipid}	8	8	100%	68083	810000	215973	315000	256000
PCB Congeners	PCB-158	ng/kg_{lipid}	8	8	100%	35554	675000	119310	204000	211000
PCB Congeners	PCB-159	ng/kg_{lipid}	8	5	63%	149	959	659	568	361
PCB Congeners	PCB-16	ng/kg_{lipid}	8	8	100%	3550	20125	12398	12100	7620
PCB Congeners	PCB-160	ng/kg_{lipid}	8	3	38%	1212	2339	2277	1940	633
PCB Congeners	PCB-161	ng/kg_{lipid}	8	4	50%	103	685	447	421	274
PCB Congeners	PCB-162	ng/kg_{lipid}	8	8	100%	7492	78250	22225	28000	23200
PCB Congeners	PCB-164	ng/kg_{lipid}	8	8	100%	16052	370000	70379	104000	116000
PCB Congeners	PCB-165	ng/kg_{lipid}	8	8	100%	1573	13700	5409	6620	4490
PCB Congeners	PCB-167	ng/kg_{lipid}	8	8	100%	27988	317500	85032	122000	96300
PCB Congeners	PCB-169	ng/kg_{lipid}	8	3	38%	112	220	134	156	57.3
PCB Congeners	PCB-17	ng/kg_{lipid}	8	8	100%	26269	450000	124200	150000	140000
PCB Congeners	PCB-170	ng/kg_{lipid}	8	8	100%	101042	1360000	360100	478000	412000
PCB Congeners	PCB-171/173	ng/kg_{lipid}	1	1	13%	58214	58214	NA	NA	NA
PCB Congeners	PCB-172	ng/kg_{lipid}	8	8	100%	22694	327500	86565	111000	101000
PCB Congeners	PCB-174	ng/kg_{lipid}	1	1	13%	65357	65357	NA	NA	NA
PCB Congeners	PCB-175	ng/kg_{lipid}	1	1	13%	12000	12000	NA	NA	NA
PCB Congeners	PCB-176	ng/kg_{lipid}	8	8	100%	5159	95750	21602	30200	30100
PCB Congeners	PCB-177	ng/kg_{lipid}	1	1	13%	122143	122143	NA	NA	NA
PCB Congeners	PCB-178	ng/kg_{lipid}	3	3	38%	70354	118657	89286	92800	24300
PCB Congeners	PCB-179	ng/kg_{lipid}	8	8	100%	19929	277500	71411	98000	85700
PCB Congeners	PCB-18/30	ng/kg_{lipid}	8	8	100%	42388	545000	208719	229000	183000
PCB Congeners	PCB-180/193	ng/kg_{lipid}	8	8	100%	299021	4125000	1158968	1490000	1260000
PCB Congeners	PCB-181	ng/kg_{lipid}	1	1	13%	1914	1914	NA	NA	NA
PCB Congeners	PCB-182	ng/kg_{lipid}	1	1	13%	2464	2464	NA	NA	NA
PCB Congeners	PCB-183/185	ng/kg_{lipid}	1	1	13%	185714	185714	NA	NA	NA
PCB Congeners	PCB-184	ng/kg_{lipid}	8	8	100%	783	7000	2585	2940	2200
PCB Congeners	PCB-187	ng/kg_{lipid}	1	1	13%	553571	553571	NA	NA	NA
PCB Congeners	PCB-188	ng/kg_{lipid}	8	8	100%	2942	29750	7041	10400	8850
PCB Congeners	PCB-189	ng/kg_{lipid}	8	8	100%	4606	54500	16652	20700	16700
PCB Congeners	PCB-19	ng/kg_{lipid}	8	8	100%	12417	111250	32100	41500	34700
PCB Congeners	PCB-190	ng/kg_{lipid}	8	8	100%	22088	335000	80154	112000	103000
PCB Congeners	PCB-191	ng/kg_{lipid}	8	8	100%	4472	66000	15933	22800	20200
PCB Congeners	PCB-194	ng/kg_{lipid}	8	8	100%	37133	692500	185633	232000	214000
PCB Congeners	PCB-195	ng/kg_{lipid}	8	8	100%	12744	203750	50063	69300	64000
PCB Congeners	PCB-196	ng/kg_{lipid}	8	8	100%	28498	380000	104424	136000	119000
PCB Congeners	PCB-197/200	ng/kg_{lipid}	8	8	100%	6808	75500	20564	28000	24100
PCB Congeners	PCB-198/199	ng/kg_{lipid}	8	8	100%	83875	1092500	296192	399000	347000
PCB Congeners	PCB-2	ng/kg_{lipid}	8	6	75%	119	2313	425	758	847
PCB Congeners	PCB-20/28	ng/kg_{lipid}	8	8	100%	120667	1945000	598522	691000	607000
PCB Congeners	PCB-201	ng/kg_{lipid}	8	8	100%	17192	151750	45065	56400	46700
PCB Congeners	PCB-202	ng/kg_{lipid}	8	8	100%	65500	572500	170092	214000	171000
PCB Congeners	PCB-203	ng/kg_{lipid}	8	8	100%	52240	750000	226240	277000	234000
PCB Congeners	PCB-204	ng/kg_{lipid}	8	4	50%	171	1000	527	556	446
PCB Congeners	PCB-205	ng/kg_{lipid}	8	8	100%	1914	27750	8001	10200	8840
PCB Congeners	PCB-206	ng/kg_{lipid}	8	8	100%	40581	450000	148842	177000	143000
PCB Congeners	PCB-207	ng/kg_{lipid}	8	8	100%	5786	53750	15635	20200	17000
PCB Congeners	PCB-208	ng/kg_{lipid}	8	8	100%	25067	213750	70871	85700	66900
PCB Congeners	PCB-209	ng/kg_{lipid}	3	3	38%	22823	49104	27143	33000	14100
PCB Congeners	PCB-21/33	ng/kg_{lipid}	8	8	100%	12881	240750	63794	78300	76700

Table 3-26
Statistical Summary of Detected Analytes - Summer Flounder (Whole Body) - Lipid Normalized

Parameter Group	Analyte	Units	Number of Valid Results[1]	Number of Detects	Detection Frequency	Minimum Detect	Maximum Detect	Median Value	Mean of Detects	Standard Deviation
PCB Congeners	PCB-22	ng/kg_{lipid}	8	8	100%	20496	440000	111232	143000	136000
PCB Congeners	PCB-23	ng/kg_{lipid}	8	7	88%	68.2	1150	371	393	369
PCB Congeners	PCB-24	ng/kg_{lipid}	8	8	100%	639	8550	3155	3480	2720
PCB Congeners	PCB-25	ng/kg_{lipid}	8	8	100%	9925	91750	32947	40200	31800
PCB Congeners	PCB-26/29	ng/kg_{lipid}	8	8	100%	28248	362500	110911	138000	111000
PCB Congeners	PCB-27	ng/kg_{lipid}	8	8	100%	6030	38974	19361	20800	14600
PCB Congeners	PCB-3	ng/kg_{lipid}	8	4	50%	274	7875	3099	3590	3590
PCB Congeners	PCB-31	ng/kg_{lipid}	8	8	100%	99583	1477500	417032	509000	451000
PCB Congeners	PCB-32	ng/kg_{lipid}	8	8	100%	29715	462500	125850	151000	143000
PCB Congeners	PCB-34	ng/kg_{lipid}	8	8	100%	939	15850	3035	4560	4900
PCB Congeners	PCB-37	ng/kg_{lipid}	8	8	100%	1569	15325	5317	5750	4520
PCB Congeners	PCB-38	ng/kg_{lipid}	8	6	75%	114	2575	782	956	883
PCB Congeners	PCB-39	ng/kg_{lipid}	8	8	100%	339	9875	1947	2800	3120
PCB Congeners	PCB-4	ng/kg_{lipid}	8	8	100%	15333	163250	35309	57300	50000
PCB Congeners	PCB-40/71	ng/kg_{lipid}	8	8	100%	61996	1070000	268461	358000	331000
PCB Congeners	PCB-41	ng/kg_{lipid}	8	8	100%	2625	79500	19274	25800	26200
PCB Congeners	PCB-42	ng/kg_{lipid}	8	8	100%	18706	500000	138276	189000	173000
PCB Congeners	PCB-43	ng/kg_{lipid}	8	8	100%	3521	63000	19835	25700	22800
PCB Congeners	PCB-44/47/65	ng/kg_{lipid}	8	8	100%	222083	3050000	838300	1100000	922000
PCB Congeners	PCB-45	ng/kg_{lipid}	8	8	100%	11319	119500	52084	59800	43500
PCB Congeners	PCB-46	ng/kg_{lipid}	8	8	100%	541	2615	1452	1570	930
PCB Congeners	PCB-48	ng/kg_{lipid}	8	8	100%	18883	492500	101564	152000	158000
PCB Congeners	PCB-49/69	ng/kg_{lipid}	8	8	100%	244688	4600000	1038916	1440000	1390000
PCB Congeners	PCB-5	ng/kg_{lipid}	8	4	50%	102	2236	219	694	1030
PCB Congeners	PCB-50/53	ng/kg_{lipid}	8	8	100%	12463	172250	67562	85300	70800
PCB Congeners	PCB-51	ng/kg_{lipid}	8	8	100%	11592	191750	53473	76300	67000
PCB Congeners	PCB-52	ng/kg_{lipid}	8	8	100%	400792	5800000	1623276	2060000	1740000
PCB Congeners	PCB-54	ng/kg_{lipid}	8	8	100%	1329	19675	6548	7850	6570
PCB Congeners	PCB-55	ng/kg_{lipid}	8	7	88%	406	13150	3316	4170	4330
PCB Congeners	PCB-56	ng/kg_{lipid}	8	8	100%	24660	357500	120438	138000	117000
PCB Congeners	PCB-57	ng/kg_{lipid}	8	7	88%	3194	15825	4621	6970	4730
PCB Congeners	PCB-58	ng/kg_{lipid}	8	8	100%	470	9225	2324	3530	3180
PCB Congeners	PCB-6	ng/kg_{lipid}	8	8	100%	2574	24475	6209	8900	7630
PCB Congeners	PCB-60	ng/kg_{lipid}	8	8	100%	33585	485000	147414	189000	153000
PCB Congeners	PCB-61/70/74/76	ng/kg_{lipid}	8	8	100%	311917	5200000	1264532	1780000	1600000
PCB Congeners	PCB-62/75	ng/kg_{lipid}	8	8	100%	22923	390000	96934	132000	119000
PCB Congeners	PCB-63	ng/kg_{lipid}	8	8	100%	23529	307500	82032	107000	90600
PCB Congeners	PCB-64	ng/kg_{lipid}	8	8	100%	85646	2095000	413042	610000	646000
PCB Congeners	PCB-66	ng/kg_{lipid}	8	8	100%	207813	5025000	916133	1520000	1590000
PCB Congeners	PCB-67	ng/kg_{lipid}	8	8	100%	3281	30000	11990	13300	9110
PCB Congeners	PCB-68	ng/kg_{lipid}	8	8	100%	7692	77500	24055	30500	22700
PCB Congeners	PCB-7	ng/kg_{lipid}	8	6	75%	368	2800	708	1050	922
PCB Congeners	PCB-72	ng/kg_{lipid}	8	7	88%	21791	129250	38527	51000	37600
PCB Congeners	PCB-73	ng/kg_{lipid}	8	8	100%	473	11125	3252	4060	3390
PCB Congeners	PCB-77	ng/kg_{lipid}	8	8	100%	3642	20564	7815	9720	6360
PCB Congeners	PCB-79	ng/kg_{lipid}	8	8	100%	1013	21175	4871	7570	6870
PCB Congeners	PCB-8	ng/kg_{lipid}	3	3	38%	9844	55571	12537	26000	25700
PCB Congeners	PCB-81	ng/kg_{lipid}	8	6	75%	231	1687	703	876	615
PCB Congeners	PCB-82	ng/kg_{lipid}	8	8	100%	3503	62992	22103	30000	26200
PCB Congeners	PCB-83	ng/kg_{lipid}	8	7	88%	711	9447	4543	4780	3250
PCB Congeners	PCB-84	ng/kg_{lipid}	8	8	100%	6328	71282	26612	30200	24200
PCB Congeners	PCB-85/116/117	ng/kg_{lipid}	8	8	100%	92688	1515000	332685	487000	461000
PCB Congeners	PCB-86/87/97/109/119/125	ng/kg_{lipid}	8	8	100%	137521	2675000	558350	873000	830000
PCB Congeners	PCB-88	ng/kg_{lipid}	8	2	25%	1059	1105	1082	1080	32.9
PCB Congeners	PCB-89	ng/kg_{lipid}	8	8	100%	514	15450	4002	5640	5370
PCB Congeners	PCB-9	ng/kg_{lipid}	8	6	75%	604	3236	1471	1660	1080
PCB Congeners	PCB-90/101/113	ng/kg_{lipid}	8	8	100%	405250	6925000	1508128	2180000	2110000
PCB Congeners	PCB-91	ng/kg_{lipid}	8	8	100%	36638	840000	208079	274000	256000
PCB Congeners	PCB-92	ng/kg_{lipid}	8	8	100%	117521	1412500	386835	512000	419000

Table 3-26
Statistical Summary of Detected Analytes - Summer Flounder (Whole Body) - Lipid Normalized

Parameter Group	Analyte	Units	Number of Valid Results[1]	Number of Detects	Detection Frequency	Minimum Detect	Maximum Detect	Median Value	Mean of Detects	Standard Deviation
PCB Congeners	PCB-93/100	ng/kg_{lipid}	8	8	100%	13313	184500	65824	77500	59700
PCB Congeners	PCB-94	ng/kg_{lipid}	8	7	88%	380	5832.955	2736	2790	2220
PCB Congeners	PCB-95	ng/kg_{lipid}	8	8	100%	139854	2430000	631712	813000	749000
PCB Congeners	PCB-96	ng/kg_{lipid}	8	8	100%	575	7550	2789	3600	2830
PCB Congeners	PCB-98/102	ng/kg_{lipid}	8	8	100%	7140	133000	31367	46900	42100
PCB Congeners	PCB-99	ng/kg_{lipid}	8	8	100%	414542	5375000	1304926	1890000	1630000
PCB Congeners	Total PCB Congeners (209)	ng/kg_{lipid}	8	8	100%	8445000	118000000	30450000	41000000	35500000
Pesticides	2,4'-DDD	pg/g_{lipid}	8	8	100%	12643	320000	61137	86900	97200
Pesticides	2,4'-DDE	pg/g_{lipid}	8	8	100%	28214	570000	157877	182000	170000
Pesticides	2,4'-DDT	pg/g_{lipid}	8	8	100%	979	20750	6988	7960	5730
Pesticides	4,4'-DDD	pg/g_{lipid}	8	8	100%	58214	2220000	557008	688000	652000
Pesticides	4,4'-DDE	pg/g_{lipid}	8	8	100%	232143	5550000	2229134	2420000	1640000
Pesticides	4,4'-DDT	pg/g_{lipid}	8	8	100%	5107	116667	49639	54600	36200
Pesticides	Aldrin	pg/g_{lipid}	8	3	38%	412	712	691	605	167
Pesticides	Alpha BHC	pg/g_{lipid}	8	7	88%	1555	2612	1714	1800	370
Pesticides	Beta BHC	pg/g_{lipid}	8	6	75%	546	2761	1297	1390	752
Pesticides	cis-Chlordane	pg/g_{lipid}	8	8	100%	15500	355000	199842	196000	121000
Pesticides	cis-Nonachlor	pg/g_{lipid}	8	8	100%	11071	223250	127687	125000	66600
Pesticides	Dieldrin	pg/g_{lipid}	8	8	100%	18071	188000	99835	96400	49800
Pesticides	Endrin ketone	pg/g_{lipid}	8	1	13%	11150	11150	NA	NA	NA
Pesticides	Gamma BHC (Lindane)	pg/g_{lipid}	8	8	100%	410	4050	1016	1390	1140
Pesticides	Heptachlor epoxide	pg/g_{lipid}	8	8	100%	5743	37250	18742	20300	10300
Pesticides	Hexachlorobenzene	pg/g_{lipid}	8	8	100%	7214	54750	33681	33100	16000
Pesticides	Mirex	pg/g_{lipid}	8	8	100%	1521	21846	8052	10400	6680
Pesticides	Oxychlordane	pg/g_{lipid}	8	8	100%	9500	106750	81036	69600	36400
Pesticides	Total Alpha + Gamma Chlordane	pg/g_{lipid}	8	8	100%	21400	482000	254500	253000	151000
Pesticides	Total DDT (2,4 & 4,4)	pg/g_{lipid}	8	8	100%	337000	8770000	3055000	3440000	2530000
Pesticides	Total DDT (2,4)	pg/g_{lipid}	8	8	100%	41800	911000	238500	277000	271000
Pesticides	Total DDT (4,4)	pg/g_{lipid}	8	8	100%	295000	7860000	2815000	3160000	2270000
Pesticides	Trans-chlordane	pg/g_{lipid}	8	8	100%	5857	127000	61075	56500	37100
Pesticides	Trans-heptachlor epoxide	pg/g_{lipid}	8	6	75%	5064	61538	37828	34900	19300
Pesticides	Trans-nonachlor	pg/g_{lipid}	8	8	100%	26857	527500	319473	317000	173000
Semivolatiles	Phenol	ug/kg_{lipid}	8	3	38%	128205	162500	137931	143000	17700

Footnotes:
[1]Valid results are results that were found to be valid as a result of data validation. Only valid data are used in statistical analyses. Additional details regarding rejected data are provided in Appendix E of this report.

Notes:
1. Only detected values were included in the calculation of totals.
2. Non-detect ("U" qualified) data were excluded from the statistical analysis.

DDD = dichlorodiphenyldichloroethane
DDE = dichlorodiphenyldichloroethylene
DDT = dichlorodiphenyltrichloroethane
HMW = high molecular weight
LMW = low molecular weight
PAH = polycyclic aromatic hydrocarbon
PCB = polychlorinated biphenyl
NA = not applicable

% = percent
mg/kg = milligrams per kilogram
ng/g = nanograms per gram
ng/kg = nanograms per kilogram
pg/g = picograms per gram
ug/kg = micrograms per kilogram

Table 3-27
Statistical Summary of Detected Analytes by Zone - Summer Flounder (Whole Body) - Lipid Normalized

Parameter Group	Analyte	Units	Number of Valid Results[1]	Number of Detects	Detection Frequency	Minimum Detect	Maximum Detect	Median Value	Mean of Detects	Standard Deviation
NORTH ZONE										
Aroclor PCBs	Aroclor 1248	ug/kg_{lipid}	2	1	50%	3139	3139	NA	NA	NA
Aroclor PCBs	Aroclor 1254	ug/kg_{lipid}	2	1	50%	5750	5750	NA	NA	NA
Aroclor PCBs	Aroclor 1260	ug/kg_{lipid}	2	1	50%	6470	6470	NA	NA	NA
Aroclor PCBs	Total Aroclor PCBs (Sum Of 7 Aroclors)	ug/kg_{lipid}	2	2	100%	5750	9335	7543	7540	2530
Aroclor PCBs	Total Aroclor PCBs (Sum Of 9 Aroclors)	ug/kg_{lipid}	2	2	100%	5750	9335	7543	7540	2530
Butyltins	Tributyltin	ug/kg_{lipid}	2	1	50%	191	191	NA	NA	NA
Dioxins/Furans	1,2,3,4,6,7,8-HpCDD	ng/kg_{lipid}	2	2	100%	43.6	173	108	108	91.5
Dioxins/Furans	1,2,3,4,6,7,8-HpCDF	ng/kg_{lipid}	2	2	100%	85.8	106.705	96.2	96.2	14.8
Dioxins/Furans	1,2,3,4,7,8,9-HpCDF	ng/kg_{lipid}	2	2	100%	8.04	14.0	11.0	11	4.22
Dioxins/Furans	1,2,3,4,7,8-HxCDD	ng/kg_{lipid}	2	2	100%	6.01	9.58	7.80	7.8	2.52
Dioxins/Furans	1,2,3,4,7,8-HxCDF	ng/kg_{lipid}	2	2	100%	84.2	125	104	104	28.5
Dioxins/Furans	1,2,3,6,7,8-HxCDD	ng/kg_{lipid}	2	2	100%	22.2	93.5	57.8	57.8	50.4
Dioxins/Furans	1,2,3,6,7,8-HxCDF	ng/kg_{lipid}	2	2	100%	57.5	84.5	71.0	71	19.1
Dioxins/Furans	1,2,3,7,8,9-HxCDD	ng/kg_{lipid}	2	2	100%	9.51	34.0	21.8	21.8	17.3
Dioxins/Furans	1,2,3,7,8,9-HxCDF	ng/kg_{lipid}	2	2	100%	5.83	19.3	12.6	12.6	9.54
Dioxins/Furans	1,2,3,7,8-PCDD	ng/kg_{lipid}	2	2	100%	22.4	80.0	51.2	51.2	40.7
Dioxins/Furans	1,2,3,7,8-PCDF	ng/kg_{lipid}	2	2	100%	77.0	90.8	83.9	83.9	9.71
Dioxins/Furans	2,3,4,6,7,8-HxCDF	ng/kg_{lipid}	2	2	100%	18.4	36.5	27.5	27.5	12.8
Dioxins/Furans	2,3,4,7,8-PCDF	ng/kg_{lipid}	2	2	100%	129	250	189	189	85.7
Dioxins/Furans	2,3,7,8-TCDD	ng/kg_{lipid}	2	2	100%	1145	1428	1287	1290	200
Dioxins/Furans	2,3,7,8-TCDF	ng/kg_{lipid}	2	2	100%	13.4	32.0	22.7	22.7	13.2
Dioxins/Furans	OCDD	ng/kg_{lipid}	2	2	100%	113	320	217	217	146
Dioxins/Furans	OCDF	ng/kg_{lipid}	2	2	100%	29.5	35.4	32.5	32.5	4.19
PCB Congeners	PCB-1	ng/kg_{lipid}	2	2	100%	1286	28000	14643	14600	18900
PCB Congeners	PCB-10	ng/kg_{lipid}	2	2	100%	5103	16625	10864	10900	8150
PCB Congeners	PCB-103	ng/kg_{lipid}	2	2	100%	52947	120500	86723	86700	47800
PCB Congeners	PCB-104	ng/kg_{lipid}	2	2	100%	7898	11925	9911	9910	2850
PCB Congeners	PCB-105	ng/kg_{lipid}	2	2	100%	803030	1915000	1359015	1360000	786000
PCB Congeners	PCB-107	ng/kg_{lipid}	2	2	100%	257273	687500	472386	472000	304000
PCB Congeners	PCB-108/124	ng/kg_{lipid}	2	2	100%	58784	148500	103642	104000	63400
PCB Congeners	PCB-11	ng/kg_{lipid}	2	1	50%	27500	27500	NA	NA	NA
PCB Congeners	PCB-110/115	ng/kg_{lipid}	2	2	100%	2227652	6200000	4213826	4210000	2810000
PCB Congeners	PCB-111	ng/kg_{lipid}	2	2	100%	7244	15300	11272	11300	5700
PCB Congeners	PCB-112	ng/kg_{lipid}	2	2	100%	6524	14025	10274	10300	5300
PCB Congeners	PCB-114	ng/kg_{lipid}	2	2	100%	68178	160750	114464	114000	65500
PCB Congeners	PCB-118	ng/kg_{lipid}	2	2	100%	3540909	7575000	5557955	5560000	2850000
PCB Congeners	PCB-12/13	ng/kg_{lipid}	2	1	50%	538	538	NA	NA	NA
PCB Congeners	PCB-120	ng/kg_{lipid}	2	2	100%	28318	66750	47534	47500	27200
PCB Congeners	PCB-121	ng/kg_{lipid}	2	2	100%	3904	6975	5439	5440	2170
PCB Congeners	PCB-122	ng/kg_{lipid}	2	2	100%	2516	5200	3858	3860	1900
PCB Congeners	PCB-123	ng/kg_{lipid}	2	2	100%	50333	121250	85792	85800	50100
PCB Congeners	PCB-126	ng/kg_{lipid}	2	2	100%	5060	15225	10143	10100	7190
PCB Congeners	PCB-127	ng/kg_{lipid}	2	2	100%	3438	8200	5819	5820	3370
PCB Congeners	PCB-128/166	ng/kg_{lipid}	2	2	100%	393712	980000	686856	687000	415000
PCB Congeners	PCB-129/138/163	ng/kg_{lipid}	2	2	100%	4145455	8800000	6472727	6470000	3290000
PCB Congeners	PCB-130	ng/kg_{lipid}	2	2	100%	195189	517500	356345	356000	228000
PCB Congeners	PCB-131	ng/kg_{lipid}	2	2	100%	8361	15275	11818	11800	4890
PCB Congeners	PCB-132	ng/kg_{lipid}	2	2	100%	369129	830000	599564	600000	326000
PCB Congeners	PCB-133	ng/kg_{lipid}	2	2	100%	122045	300000	211023	211000	126000
PCB Congeners	PCB-134	ng/kg_{lipid}	2	2	100%	33735	59500	46617	46600	18200
PCB Congeners	PCB-135/151	ng/kg_{lipid}	2	2	100%	912879	1875000	1393939	1390000	680000
PCB Congeners	PCB-136	ng/kg_{lipid}	2	2	100%	107765	198750	153258	153000	64300
PCB Congeners	PCB-137	ng/kg_{lipid}	2	2	100%	171174	370000	270587	271000	141000
PCB Congeners	PCB-139/140	ng/kg_{lipid}	2	2	100%	63591	140500	102045	102000	54400
PCB Congeners	PCB-141	ng/kg_{lipid}	2	2	100%	450000	1120000	785000	785000	474000
PCB Congeners	PCB-142	ng/kg_{lipid}	2	1	50%	383	383	NA	NA	NA
PCB Congeners	PCB-143	ng/kg_{lipid}	2	2	100%	3449	8775	6112	6110	3770

Table 3-27
Statistical Summary of Detected Analytes by Zone - Summer Flounder (Whole Body) - Lipid Normalized

Parameter Group	Analyte	Units	Number of Valid Results[1]	Number of Detects	Detection Frequency	Minimum Detect	Maximum Detect	Median Value	Mean of Detects	Standard Deviation
PCB Congeners	PCB-144	ng/kg_{lipid}	2	2	100%	101970	244750	173360	173000	101000
PCB Congeners	PCB-145	ng/kg_{lipid}	2	1	50%	493	493	NA	NA	NA
PCB Congeners	PCB-147/149	ng/kg_{lipid}	2	2	100%	1823864	4200000	3011932	3010000	1680000
PCB Congeners	PCB-148	ng/kg_{lipid}	2	2	100%	22682	41500	32091	32100	13300
PCB Congeners	PCB-15	ng/kg_{lipid}	2	2	100%	1544	10700	6122	6120	6470
PCB Congeners	PCB-150	ng/kg_{lipid}	2	2	100%	11606	23600	17603	17600	8480
PCB Congeners	PCB-152	ng/kg_{lipid}	2	2	100%	2298	3700	2999	3000	992
PCB Congeners	PCB-153/168	ng/kg_{lipid}	2	2	100%	4625758	9150000	6887879	6890000	3200000
PCB Congeners	PCB-154	ng/kg_{lipid}	2	2	100%	164697	265000	214848	215000	70900
PCB Congeners	PCB-155	ng/kg_{lipid}	2	2	100%	34265	68750	51508	51500	24400
PCB Congeners	PCB-156/157	ng/kg_{lipid}	2	2	100%	335720	810000	572860	573000	335000
PCB Congeners	PCB-158	ng/kg_{lipid}	2	2	100%	269432	675000	472216	472000	287000
PCB Congeners	PCB-159	ng/kg_{lipid}	2	1	50%	959	959	NA	NA	NA
PCB Congeners	PCB-16	ng/kg_{lipid}	2	2	100%	19080	20125	19602	19600	739
PCB Congeners	PCB-160	ng/kg_{lipid}	2	1	50%	2339	2339	NA	NA	NA
PCB Congeners	PCB-161	ng/kg_{lipid}	2	1	50%	610	610	NA	NA	NA
PCB Congeners	PCB-162	ng/kg_{lipid}	2	2	100%	30197	78250	54223	54200	34000
PCB Congeners	PCB-164	ng/kg_{lipid}	2	2	100%	129962	370000	249981	250000	170000
PCB Congeners	PCB-165	ng/kg_{lipid}	2	2	100%	8345	13700	11023	11000	3790
PCB Congeners	PCB-167	ng/kg_{lipid}	2	2	100%	132500	317500	225000	225000	131000
PCB Congeners	PCB-169	ng/kg_{lipid}	2	1	50%	220	220	NA	NA	NA
PCB Congeners	PCB-17	ng/kg_{lipid}	2	2	100%	195758	450000	322879	323000	180000
PCB Congeners	PCB-170	ng/kg_{lipid}	2	2	100%	643636	1360000	1001818	1000000	507000
PCB Congeners	PCB-172	ng/kg_{lipid}	2	2	100%	149394	327500	238447	238000	126000
PCB Congeners	PCB-176	ng/kg_{lipid}	2	2	100%	45542	95750	70646	70600	35500
PCB Congeners	PCB-179	ng/kg_{lipid}	2	2	100%	154167	277500	215833	216000	87200
PCB Congeners	PCB-18/30	ng/kg_{lipid}	2	2	100%	318068	545000	431534	432000	160000
PCB Congeners	PCB-180/193	ng/kg_{lipid}	2	2	100%	2100758	4125000	3112879	3110000	1430000
PCB Congeners	PCB-184	ng/kg_{lipid}	2	2	100%	4494	7000	5747	5750	1770
PCB Congeners	PCB-188	ng/kg_{lipid}	2	2	100%	11515	29750	20633	20600	12900
PCB Congeners	PCB-189	ng/kg_{lipid}	2	2	100%	27269	54500	40884	40900	19300
PCB Congeners	PCB-19	ng/kg_{lipid}	2	2	100%	43856	111250	77553	77600	47700
PCB Congeners	PCB-190	ng/kg_{lipid}	2	2	100%	158409	335000	246705	247000	125000
PCB Congeners	PCB-191	ng/kg_{lipid}	2	2	100%	30830	66000	48415	48400	24900
PCB Congeners	PCB-194	ng/kg_{lipid}	2	2	100%	291288	692500	491894	492000	284000
PCB Congeners	PCB-195	ng/kg_{lipid}	2	2	100%	106402	203750	155076	155000	68800
PCB Congeners	PCB-196	ng/kg_{lipid}	2	2	100%	191932	380000	285966	286000	133000
PCB Congeners	PCB-197/200	ng/kg_{lipid}	2	2	100%	41367	75500	58434	58400	24100
PCB Congeners	PCB-198/199	ng/kg_{lipid}	2	2	100%	510720	1092500	801610	802000	411000
PCB Congeners	PCB-2	ng/kg_{lipid}	2	2	100%	130	2313	1221	1220	1540
PCB Congeners	PCB-20/28	ng/kg_{lipid}	2	2	100%	816364	1945000	1380682	1380000	798000
PCB Congeners	PCB-201	ng/kg_{lipid}	2	2	100%	71534	151750	111642	112000	56700
PCB Congeners	PCB-202	ng/kg_{lipid}	2	2	100%	217348	572500	394924	395000	251000
PCB Congeners	PCB-203	ng/kg_{lipid}	2	2	100%	372765	750000	561383	561000	267000
PCB Congeners	PCB-204	ng/kg_{lipid}	2	1	50%	881	881	NA	NA	NA
PCB Congeners	PCB-205	ng/kg_{lipid}	2	2	100%	15939	27750	21845	21800	8350
PCB Congeners	PCB-206	ng/kg_{lipid}	2	2	100%	225076	450000	337538	338000	159000
PCB Congeners	PCB-207	ng/kg_{lipid}	2	2	100%	25678	53750	39714	39700	19800
PCB Congeners	PCB-208	ng/kg_{lipid}	2	2	100%	94280	213750	154015	154000	84500
PCB Congeners	PCB-21/33	ng/kg_{lipid}	2	2	100%	96553	240750	168652	169000	102000
PCB Congeners	PCB-22	ng/kg_{lipid}	2	2	100%	166288	440000	303144	303000	194000
PCB Congeners	PCB-23	ng/kg_{lipid}	2	2	100%	371	1150	760	760	551
PCB Congeners	PCB-24	ng/kg_{lipid}	2	2	100%	4380	8550	6465	6460	2950
PCB Congeners	PCB-25	ng/kg_{lipid}	2	2	100%	44057	91750	67903	67900	33700
PCB Congeners	PCB-26/29	ng/kg_{lipid}	2	2	100%	145568	362500	254034	254000	153000
PCB Congeners	PCB-27	ng/kg_{lipid}	2	2	100%	31386	38000	34693	34700	4680
PCB Congeners	PCB-3	ng/kg_{lipid}	2	1	50%	7875	7875	NA	NA	NA
PCB Congeners	PCB-31	ng/kg_{lipid}	2	2	100%	605265	1477500	1041383	1040000	617000

Table 3-27
Statistical Summary of Detected Analytes by Zone - Summer Flounder (Whole Body) - Lipid Normalized

Parameter Group	Analyte	Units	Number of Valid Results[1]	Number of Detects	Detection Frequency	Minimum Detect	Maximum Detect	Median Value	Mean of Detects	Standard Deviation
PCB Congeners	PCB-32	ng/kg_{lipid}	2	2	100%	172576	462500	317538	318000	205000
PCB Congeners	PCB-34	ng/kg_{lipid}	2	2	100%	4605	15850	10227	10200	7950
PCB Congeners	PCB-37	ng/kg_{lipid}	2	2	100%	6100	15325	10713	10700	6520
PCB Congeners	PCB-38	ng/kg_{lipid}	2	2	100%	940	2575	1757	1760	1160
PCB Congeners	PCB-39	ng/kg_{lipid}	2	2	100%	3314	9875	6595	6590	4640
PCB Congeners	PCB-4	ng/kg_{lipid}	2	2	100%	37860	163250	100555	101000	88700
PCB Congeners	PCB-40/71	ng/kg_{lipid}	2	2	100%	435189	1070000	752595	753000	449000
PCB Congeners	PCB-41	ng/kg_{lipid}	2	2	100%	39689	79500	59595	59600	28200
PCB Congeners	PCB-42	ng/kg_{lipid}	2	2	100%	301780	500000	400890	401000	140000
PCB Congeners	PCB-43	ng/kg_{lipid}	2	2	100%	41462	63000	52231	52200	15200
PCB Congeners	PCB-44/47/65	ng/kg_{lipid}	2	2	100%	1464015	3050000	2257008	2260000	1120000
PCB Congeners	PCB-45	ng/kg_{lipid}	2	2	100%	101477	119500	110489	110000	12700
PCB Congeners	PCB-46	ng/kg_{lipid}	2	2	100%	2522	2550	2536	2540	19.6
PCB Congeners	PCB-48	ng/kg_{lipid}	2	2	100%	202159	492500	347330	347000	205000
PCB Congeners	PCB-49/69	ng/kg_{lipid}	2	2	100%	1676515	4600000	3138258	3140000	2070000
PCB Congeners	PCB-5	ng/kg_{lipid}	2	1	50%	331	331	NA	NA	NA
PCB Congeners	PCB-50/53	ng/kg_{lipid}	2	2	100%	155720	172250	163985	164000	11700
PCB Congeners	PCB-51	ng/kg_{lipid}	2	2	100%	149848	191750	170799	171000	29600
PCB Congeners	PCB-52	ng/kg_{lipid}	2	2	100%	2311742	5800000	4055871	4060000	2470000
PCB Congeners	PCB-54	ng/kg_{lipid}	2	2	100%	13258	19675	16466	16500	4540
PCB Congeners	PCB-55	ng/kg_{lipid}	2	2	100%	3316	13150	8233	8230	6950
PCB Congeners	PCB-56	ng/kg_{lipid}	2	2	100%	165530	357500	261515	262000	136000
PCB Congeners	PCB-57	ng/kg_{lipid}	2	2	100%	4397	15825	10111	10100	8080
PCB Congeners	PCB-58	ng/kg_{lipid}	2	2	100%	5154	9225	7190	7190	2880
PCB Congeners	PCB-6	ng/kg_{lipid}	2	2	100%	7953	24475	16214	16200	11700
PCB Congeners	PCB-60	ng/kg_{lipid}	2	2	100%	236364	485000	360682	361000	176000
PCB Congeners	PCB-61/70/74/76	ng/kg_{lipid}	2	2	100%	2378788	5200000	3789394	3790000	1990000
PCB Congeners	PCB-62/75	ng/kg_{lipid}	2	2	100%	165303	390000	277652	278000	159000
PCB Congeners	PCB-63	ng/kg_{lipid}	2	2	100%	108258	307500	207879	208000	141000
PCB Congeners	PCB-64	ng/kg_{lipid}	2	2	100%	720379	2095000	1407689	1410000	972000
PCB Congeners	PCB-66	ng/kg_{lipid}	2	2	100%	2088258	5025000	3556629	3560000	2080000
PCB Congeners	PCB-67	ng/kg_{lipid}	2	2	100%	16606	30000	23303	23300	9470
PCB Congeners	PCB-68	ng/kg_{lipid}	2	2	100%	29193	77500	53347	53300	34200
PCB Congeners	PCB-7	ng/kg_{lipid}	2	1	50%	838	838	NA	NA	NA
PCB Congeners	PCB-72	ng/kg_{lipid}	2	2	100%	38527	129250	83888	83900	64200
PCB Congeners	PCB-73	ng/kg_{lipid}	2	2	100%	5939	11125	8532	8530	3670
PCB Congeners	PCB-77	ng/kg_{lipid}	2	2	100%	7802	13300	10551	10600	3890
PCB Congeners	PCB-79	ng/kg_{lipid}	2	2	100%	12663	21175	16919	16900	6020
PCB Congeners	PCB-81	ng/kg_{lipid}	2	1	50%	951	951	NA	NA	NA
PCB Congeners	PCB-82	ng/kg_{lipid}	2	2	100%	60250	62992	61621	61600	1940
PCB Congeners	PCB-83	ng/kg_{lipid}	2	2	100%	7000	9447	8223	8220	1730
PCB Congeners	PCB-84	ng/kg_{lipid}	2	2	100%	39500	53591	46545	46500	9960
PCB Congeners	PCB-85/116/117	ng/kg_{lipid}	2	2	100%	586477	1515000	1050739	1050000	657000
PCB Congeners	PCB-86/87/97/109/119/125	ng/kg_{lipid}	2	2	100%	1190530	2675000	1932765	1930000	1050000
PCB Congeners	PCB-88	ng/kg_{lipid}	2	1	50%	1059	1059	NA	NA	NA
PCB Congeners	PCB-89	ng/kg_{lipid}	2	2	100%	9731	15450	12591	12600	4040
PCB Congeners	PCB-9	ng/kg_{lipid}	2	1	50%	1927	1927	NA	NA	NA
PCB Congeners	PCB-90/101/113	ng/kg_{lipid}	2	2	100%	2745455	6925000	4835227	4840000	2960000
PCB Congeners	PCB-91	ng/kg_{lipid}	2	2	100%	335227	840000	587614	588000	357000
PCB Congeners	PCB-92	ng/kg_{lipid}	2	2	100%	577311	1412500	994905	995000	591000
PCB Congeners	PCB-93/100	ng/kg_{lipid}	2	2	100%	128258	184500	156379	156000	39800
PCB Congeners	PCB-94	ng/kg_{lipid}	2	2	100%	3775	5833	4804	4800	1460
PCB Congeners	PCB-95	ng/kg_{lipid}	2	2	100%	1080682	2430000	1755341	1760000	954000
PCB Congeners	PCB-96	ng/kg_{lipid}	2	2	100%	6581	7550	7065	7070	685
PCB Congeners	PCB-98/102	ng/kg_{lipid}	2	2	100%	65951	133000	99475	99500	47400
PCB Congeners	PCB-99	ng/kg_{lipid}	2	2	100%	2305303	5375000	3840152	3840000	2170000
PCB Congeners	Total PCB Congeners (209)	ng/kg_{lipid}	2	2	100%	52100000	118000000	85050000	85100000	46600000
Pesticides	2,4'-DDD	pg/g_{lipid}	2	2	100%	81019	320000	200509	201000	169000

Table 3-27
Statistical Summary of Detected Analytes by Zone - Summer Flounder (Whole Body) - Lipid Normalized

Parameter Group	Analyte	Units	Number of Valid Results[1]	Number of Detects	Detection Frequency	Minimum Detect	Maximum Detect	Median Value	Mean of Detects	Standard Deviation
Pesticides	2,4'-DDE	pg/g_{lipid}	2	2	100%	156780	570000	363390	363000	292000
Pesticides	2,4'-DDT	pg/g_{lipid}	2	2	100%	6103	20750	13427	13400	10400
Pesticides	4,4'-DDD	pg/g_{lipid}	2	2	100%	569848	2220000	1394924	1390000	1170000
Pesticides	4,4'-DDE	pg/g_{lipid}	2	2	100%	2539394	5550000	4044697	4040000	2130000
Pesticides	4,4'-DDT	pg/g_{lipid}	2	2	100%	59670	88250	73960	74000	20200
Pesticides	Alpha BHC	pg/g_{lipid}	2	2	100%	1555	1595	1575	1570	28.1
Pesticides	Beta BHC	pg/g_{lipid}	2	1	50%	1154	1154	NA	NA	NA
Pesticides	cis-Chlordane	pg/g_{lipid}	2	2	100%	99966	355000	227483	227000	180000
Pesticides	cis-Nonachlor	pg/g_{lipid}	2	2	100%	139167	223250	181208	181000	59500
Pesticides	Dieldrin	pg/g_{lipid}	2	2	100%	102955	188000	145477	145000	60100
Pesticides	Endrin ketone	pg/g_{lipid}	2	1	50%	11150	11150	NA	NA	NA
Pesticides	Gamma BHC (Lindane)	pg/g_{lipid}	2	2	100%	745	4050	2397	2400	2340
Pesticides	Heptachlor epoxide	pg/g_{lipid}	2	2	100%	17788	37250	27519	27500	13800
Pesticides	Hexachlorobenzene	pg/g_{lipid}	2	2	100%	32189	54750	43470	43500	16000
Pesticides	Mirex	pg/g_{lipid}	2	2	100%	6366	13175	9770	9770	4810
Pesticides	Oxychlordane	pg/g_{lipid}	2	2	100%	75004	106750	90877	90900	22400
Pesticides	Total Alpha + Gamma Chlordane	pg/g_{lipid}	2	2	100%	167000	482000	324500	325000	223000
Pesticides	Total DDT (2,4 & 4,4)	pg/g_{lipid}	2	2	100%	3415000	8770000	6092500	6090000	3790000
Pesticides	Total DDT (2,4)	pg/g_{lipid}	2	2	100%	244000	911000	577500	578000	472000
Pesticides	Total DDT (4,4)	pg/g_{lipid}	2	2	100%	3165000	7860000	5512500	5510000	3320000
Pesticides	Trans-chlordane	pg/g_{lipid}	2	2	100%	67038	127000	97019	97000	42400
Pesticides	Trans-heptachlor epoxide	pg/g_{lipid}	2	2	100%	38655	44500	41578	41600	4130
Pesticides	Trans-nonachlor	pg/g_{lipid}	2	2	100%	371705	527500	449602	450000	110000
Semivolatiles	Phenol	ug/kg_{lipid}	2	1	50%	162500	162500	NA	NA	NA
CENTRAL ZONE										
Aroclor PCBs	Aroclor 1254	ug/kg_{lipid}	2	1	50%	5862	5862	NA	NA	NA
Aroclor PCBs	Aroclor 1260	ug/kg_{lipid}	2	1	50%	5000	5000	NA	NA	NA
Aroclor PCBs	Total Aroclor PCBs (Sum Of 7 Aroclors)	ug/kg_{lipid}	2	2	100%	5000	5860	5430	5430	608
Aroclor PCBs	Total Aroclor PCBs (Sum Of 9 Aroclors)	ug/kg_{lipid}	2	2	100%	5000	5860	5430	5430	608
Butyltins	Tributyltin	ug/kg_{lipid}	2	2	100%	208	414	311	311	145
Dioxins/Furans	1,2,3,4,6,7,8-HpCDD	ng/kg_{lipid}	2	2	100%	40.1	48.6	44.4	44.4	6.04
Dioxins/Furans	1,2,3,4,6,7,8-HpCDF	ng/kg_{lipid}	2	2	100%	30.3	41.9	36.1	36.1	8.18
Dioxins/Furans	1,2,3,4,7,8-HxCDD	ng/kg_{lipid}	2	2	100%	2.68	4.47	3.58	3.58	1.27
Dioxins/Furans	1,2,3,4,7,8-HxCDF	ng/kg_{lipid}	2	2	100%	11.7	34.6	23.1	23.1	16.2
Dioxins/Furans	1,2,3,6,7,8-HxCDD	ng/kg_{lipid}	2	2	100%	23.5	27.6	25.5	25.5	2.92
Dioxins/Furans	1,2,3,6,7,8-HxCDF	ng/kg_{lipid}	2	2	100%	23.8	24.1	23.9	23.9	0.276
Dioxins/Furans	1,2,3,7,8,9-HxCDD	ng/kg_{lipid}	2	2	100%	9.92	12.0	11.0	11	1.46
Dioxins/Furans	1,2,3,7,8,9-HxCDF	ng/kg_{lipid}	2	2	100%	6.34	10.8	8.58	8.58	3.16
Dioxins/Furans	1,2,3,7,8-PCDD	ng/kg_{lipid}	2	1	50%	24.3	24.3	NA	NA	NA
Dioxins/Furans	1,2,3,7,8-PCDF	ng/kg_{lipid}	2	2	100%	29.3	70.2	49.7	49.7	28.9
Dioxins/Furans	2,3,4,6,7,8-HxCDF	ng/kg_{lipid}	2	2	100%	9.92	10.2	10.1	10.1	0.226
Dioxins/Furans	2,3,4,7,8-PCDF	ng/kg_{lipid}	2	2	100%	73.9	83.6	78.8	78.8	6.86
Dioxins/Furans	2,3,7,8-TCDD	ng/kg_{lipid}	2	2	100%	272	925	599	599	461
Dioxins/Furans	2,3,7,8-TCDF	ng/kg_{lipid}	2	2	100%	9.42	18.1	13.8	13.8	6.14
Dioxins/Furans	OCDD	ng/kg_{lipid}	2	2	100%	73.0	107	90.2	90.2	24.3
Dioxins/Furans	OCDF	ng/kg_{lipid}	2	2	100%	6.96	17.4	12.2	12.2	7.39
PCB Congeners	PCB-1	ng/kg_{lipid}	2	2	100%	1558	4759	3158	3160	2260
PCB Congeners	PCB-10	ng/kg_{lipid}	2	2	100%	2167	4138	3152	3150	1390
PCB Congeners	PCB-103	ng/kg_{lipid}	2	2	100%	19917	50862	35389	35400	21900
PCB Congeners	PCB-104	ng/kg_{lipid}	2	2	100%	1242	4052	2647	2650	1990
PCB Congeners	PCB-105	ng/kg_{lipid}	2	2	100%	205833	377586	291710	292000	121000
PCB Congeners	PCB-107	ng/kg_{lipid}	2	2	100%	114167	215517	164842	165000	71700
PCB Congeners	PCB-108/124	ng/kg_{lipid}	2	2	100%	18500	33448	25974	26000	10600
PCB Congeners	PCB-11	ng/kg_{lipid}	2	1	50%	8345	8345	NA	NA	NA
PCB Congeners	PCB-110/115	ng/kg_{lipid}	2	2	100%	636667	1375862	1006264	1010000	523000
PCB Congeners	PCB-111	ng/kg_{lipid}	2	2	100%	3458	8138	5798	5800	3310
PCB Congeners	PCB-112	ng/kg_{lipid}	2	2	100%	3233	8190	5711	5710	3500
PCB Congeners	PCB-114	ng/kg_{lipid}	2	2	100%	25333	36379	30856	30900	7810

Table 3-27
Statistical Summary of Detected Analytes by Zone - Summer Flounder (Whole Body) - Lipid Normalized

Parameter Group	Analyte	Units	Number of Valid Results[1]	Number of Detects	Detection Frequency	Minimum Detect	Maximum Detect	Median Value	Mean of Detects	Standard Deviation
PCB Congeners	PCB-118	ng/kg_{lipid}	2	2	100%	1158333	1775862	1467098	1470000	437000
PCB Congeners	PCB-12/13	ng/kg_{lipid}	2	2	100%	221	671	446	446	318
PCB Congeners	PCB-120	ng/kg_{lipid}	2	2	100%	12833	28621	20727	20700	11200
PCB Congeners	PCB-121	ng/kg_{lipid}	2	2	100%	1483	3828	2655	2660	1660
PCB Congeners	PCB-122	ng/kg_{lipid}	2	2	100%	908	1097	1002	1000	133
PCB Congeners	PCB-123	ng/kg_{lipid}	2	2	100%	16917	28793	22855	22900	8400
PCB Congeners	PCB-126	ng/kg_{lipid}	2	2	100%	2950	3069	3009	3010	84.1
PCB Congeners	PCB-127	ng/kg_{lipid}	2	2	100%	1183	2741	1962	1960	1100
PCB Congeners	PCB-128/166	ng/kg_{lipid}	2	2	100%	108333	322414	215374	215000	151000
PCB Congeners	PCB-129/138/163	ng/kg_{lipid}	2	2	100%	1116667	3051724	2084195	2080000	1370000
PCB Congeners	PCB-130	ng/kg_{lipid}	2	2	100%	80917	213793	147355	147000	94000
PCB Congeners	PCB-131	ng/kg_{lipid}	2	2	100%	2467	2724	2595	2600	182
PCB Congeners	PCB-132	ng/kg_{lipid}	2	2	100%	97500	256897	177198	177000	113000
PCB Congeners	PCB-133	ng/kg_{lipid}	2	2	100%	49500	148966	99233	99200	70300
PCB Congeners	PCB-134	ng/kg_{lipid}	2	2	100%	10583	12914	11749	11700	1650
PCB Congeners	PCB-135/151	ng/kg_{lipid}	2	2	100%	316667	775862	546264	546000	325000
PCB Congeners	PCB-136	ng/kg_{lipid}	2	2	100%	34583	66552	50568	50600	22600
PCB Congeners	PCB-137	ng/kg_{lipid}	2	2	100%	53333	132414	92874	92900	55900
PCB Congeners	PCB-139/140	ng/kg_{lipid}	2	2	100%	15333	51552	33443	33400	25600
PCB Congeners	PCB-141	ng/kg_{lipid}	2	2	100%	110000	291379	200690	201000	128000
PCB Congeners	PCB-143	ng/kg_{lipid}	2	2	100%	517	1931	1224	1220	1000
PCB Congeners	PCB-144	ng/kg_{lipid}	2	2	100%	28083	70862	49473	49500	30200
PCB Congeners	PCB-147/149	ng/kg_{lipid}	2	2	100%	520000	1550000	1035000	1040000	728000
PCB Congeners	PCB-148	ng/kg_{lipid}	2	2	100%	6875	27931	17403	17400	14900
PCB Congeners	PCB-150	ng/kg_{lipid}	2	2	100%	3567	11293	7430	7430	5460
PCB Congeners	PCB-152	ng/kg_{lipid}	2	2	100%	482	1021	751	751	381
PCB Congeners	PCB-153/168	ng/kg_{lipid}	2	2	100%	1150000	3310345	2230172	2230000	1530000
PCB Congeners	PCB-154	ng/kg_{lipid}	2	2	100%	39833	166207	103020	103000	89400
PCB Congeners	PCB-155	ng/kg_{lipid}	2	2	100%	3758	14690	9224	9220	7730
PCB Congeners	PCB-156/157	ng/kg_{lipid}	2	2	100%	140833	265517	203175	203000	88200
PCB Congeners	PCB-158	ng/kg_{lipid}	2	2	100%	60833	153621	107227	107000	65600
PCB Congeners	PCB-159	ng/kg_{lipid}	2	2	100%	236	659	447	447	299
PCB Congeners	PCB-16	ng/kg_{lipid}	2	2	100%	3550	6724	5137	5140	2240
PCB Congeners	PCB-160	ng/kg_{lipid}	2	1	50%	1212	1212	NA	NA	NA
PCB Congeners	PCB-161	ng/kg_{lipid}	2	1	50%	285	285	NA	NA	NA
PCB Congeners	PCB-162	ng/kg_{lipid}	2	2	100%	11833	31034	21434	21400	13600
PCB Congeners	PCB-164	ng/kg_{lipid}	2	2	100%	31917	102759	67338	67300	50100
PCB Congeners	PCB-165	ng/kg_{lipid}	2	2	100%	3683	12293	7988	7990	6090
PCB Congeners	PCB-167	ng/kg_{lipid}	2	2	100%	59333	106207	82770	82800	33100
PCB Congeners	PCB-169	ng/kg_{lipid}	2	1	50%	134	134	NA	NA	NA
PCB Congeners	PCB-17	ng/kg_{lipid}	2	2	100%	61083	79828	70455	70500	13300
PCB Congeners	PCB-170	ng/kg_{lipid}	2	2	100%	185000	494828	339914	340000	219000
PCB Congeners	PCB-172	ng/kg_{lipid}	2	2	100%	41917	133621	87769	87800	64800
PCB Congeners	PCB-176	ng/kg_{lipid}	2	2	100%	8833	32069	20451	20500	16400
PCB Congeners	PCB-179	ng/kg_{lipid}	2	2	100%	36167	98966	67566	67600	44400
PCB Congeners	PCB-18/30	ng/kg_{lipid}	2	2	100%	91667	111724	101695	102000	14200
PCB Congeners	PCB-180/193	ng/kg_{lipid}	2	2	100%	550000	1622414	1086207	1090000	758000
PCB Congeners	PCB-184	ng/kg_{lipid}	2	2	100%	783	3483	2133	2130	1910
PCB Congeners	PCB-188	ng/kg_{lipid}	2	2	100%	2942	15379	9160	9160	8790
PCB Congeners	PCB-189	ng/kg_{lipid}	2	2	100%	8325	22931	15628	15600	10300
PCB Congeners	PCB-19	ng/kg_{lipid}	2	2	100%	12417	20345	16381	16400	5610
PCB Congeners	PCB-190	ng/kg_{lipid}	2	2	100%	38000	108966	73483	73500	50200
PCB Congeners	PCB-191	ng/kg_{lipid}	2	2	100%	8833	21552	15193	15200	8990
PCB Congeners	PCB-194	ng/kg_{lipid}	2	2	100%	77000	303448	190224	190000	160000
PCB Congeners	PCB-195	ng/kg_{lipid}	2	2	100%	22917	85172	54045	54000	44000
PCB Congeners	PCB-196	ng/kg_{lipid}	2	2	100%	47583	184483	116033	116000	96800
PCB Congeners	PCB-197/200	ng/kg_{lipid}	2	2	100%	8417	42586	25501	25500	24200
PCB Congeners	PCB-198/199	ng/kg_{lipid}	2	2	100%	150000	637931	393966	394000	345000

Table 3-27
Statistical Summary of Detected Analytes by Zone - Summer Flounder (Whole Body) - Lipid Normalized

Parameter Group	Analyte	Units	Number of Valid Results[1]	Number of Detects	Detection Frequency	Minimum Detect	Maximum Detect	Median Value	Mean of Detects	Standard Deviation
PCB Congeners	PCB-2	ng/kg_{lipid}	2	2	100%	119	447	283	283	231
PCB Congeners	PCB-20/28	ng/kg_{lipid}	2	2	100%	264167	382759	323463	323000	83900
PCB Congeners	PCB-201	ng/kg_{lipid}	2	2	100%	18417	83621	51019	51000	46100
PCB Congeners	PCB-202	ng/kg_{lipid}	2	2	100%	80333	318966	199649	200000	169000
PCB Congeners	PCB-203	ng/kg_{lipid}	2	2	100%	101667	391379	246523	247000	205000
PCB Congeners	PCB-204	ng/kg_{lipid}	2	2	100%	171	1000	585	585	586
PCB Congeners	PCB-205	ng/kg_{lipid}	2	2	100%	3183	13448	8316	8320	7260
PCB Congeners	PCB-206	ng/kg_{lipid}	2	2	100%	62583	287931	175257	175000	159000
PCB Congeners	PCB-207	ng/kg_{lipid}	2	2	100%	6267	32759	19513	19500	18700
PCB Congeners	PCB-208	ng/kg_{lipid}	2	2	100%	32583	143448	88016	88000	78400
PCB Congeners	PCB-21/33	ng/kg_{lipid}	2	2	100%	27167	31034	29101	29100	2730
PCB Congeners	PCB-22	ng/kg_{lipid}	2	2	100%	64167	86034	75101	75100	15500
PCB Congeners	PCB-23	ng/kg_{lipid}	2	2	100%	116	164	140	140	34
PCB Congeners	PCB-24	ng/kg_{lipid}	2	2	100%	1800	1931	1866	1870	92.7
PCB Congeners	PCB-25	ng/kg_{lipid}	2	2	100%	17583	23966	20774	20800	4510
PCB Congeners	PCB-26/29	ng/kg_{lipid}	2	2	100%	77083	83966	80524	80500	4870
PCB Congeners	PCB-27	ng/kg_{lipid}	2	2	100%	6658	10793	8726	8730	2920
PCB Congeners	PCB-31	ng/kg_{lipid}	2	2	100%	205833	286207	246020	246000	56800
PCB Congeners	PCB-32	ng/kg_{lipid}	2	2	100%	57833	82414	70124	70100	17400
PCB Congeners	PCB-34	ng/kg_{lipid}	2	2	100%	1900	2534	2217	2220	449
PCB Congeners	PCB-37	ng/kg_{lipid}	2	2	100%	2008	4534	3271	3270	1790
PCB Congeners	PCB-38	ng/kg_{lipid}	2	2	100%	312	624	468	468	221
PCB Congeners	PCB-39	ng/kg_{lipid}	2	2	100%	807	1302	1054	1050	350
PCB Congeners	PCB-4	ng/kg_{lipid}	2	2	100%	15333	32759	24046	24000	12300
PCB Congeners	PCB-40/71	ng/kg_{lipid}	2	2	100%	143333	236207	189770	190000	65700
PCB Congeners	PCB-41	ng/kg_{lipid}	2	2	100%	8345	8833	8589	8590	345
PCB Congeners	PCB-42	ng/kg_{lipid}	2	2	100%	69083	81552	75318	75300	8820
PCB Congeners	PCB-43	ng/kg_{lipid}	2	2	100%	7950	9741	8846	8850	1270
PCB Congeners	PCB-44/47/65	ng/kg_{lipid}	2	2	100%	455000	905172	680086	680000	318000
PCB Congeners	PCB-45	ng/kg_{lipid}	2	2	100%	28500	34310	31405	31400	4110
PCB Congeners	PCB-46	ng/kg_{lipid}	2	2	100%	561	940	750	750	268
PCB Congeners	PCB-48	ng/kg_{lipid}	2	2	100%	47917	62414	55165	55200	10300
PCB Congeners	PCB-49/69	ng/kg_{lipid}	2	2	100%	683333	1170690	927011	927000	345000
PCB Congeners	PCB-5	ng/kg_{lipid}	2	1	50%	102	102	NA	NA	NA
PCB Congeners	PCB-50/53	ng/kg_{lipid}	2	2	100%	27417	36552	31984	32000	6460
PCB Congeners	PCB-51	ng/kg_{lipid}	2	2	100%	28500	40517	34509	34500	8500
PCB Congeners	PCB-52	ng/kg_{lipid}	2	2	100%	1025000	1546552	1285776	1290000	369000
PCB Congeners	PCB-54	ng/kg_{lipid}	2	2	100%	2742	4224	3483	3480	1050
PCB Congeners	PCB-55	ng/kg_{lipid}	2	2	100%	1033	1793	1413	1410	537
PCB Congeners	PCB-56	ng/kg_{lipid}	2	2	100%	52333	75345	63839	63800	16300
PCB Congeners	PCB-57	ng/kg_{lipid}	2	2	100%	4508	4621	4565	4560	79.5
PCB Congeners	PCB-58	ng/kg_{lipid}	2	2	100%	1333	1583	1458	1460	176
PCB Congeners	PCB-6	ng/kg_{lipid}	2	2	100%	2667	4466	3566	3570	1270
PCB Congeners	PCB-60	ng/kg_{lipid}	2	2	100%	72667	104828	88747	88700	22700
PCB Congeners	PCB-61/70/74/76	ng/kg_{lipid}	2	2	100%	646667	1036207	841437	841000	275000
PCB Congeners	PCB-62/75	ng/kg_{lipid}	2	2	100%	56500	91724	74112	74100	24900
PCB Congeners	PCB-63	ng/kg_{lipid}	2	2	100%	54250	86207	70228	70200	22600
PCB Congeners	PCB-64	ng/kg_{lipid}	2	2	100%	221667	389655	305661	306000	119000
PCB Congeners	PCB-66	ng/kg_{lipid}	2	2	100%	488333	746552	617443	617000	183000
PCB Congeners	PCB-67	ng/kg_{lipid}	2	2	100%	7442	9552	8497	8500	1490
PCB Congeners	PCB-68	ng/kg_{lipid}	2	2	100%	18917	31897	25407	25400	9180
PCB Congeners	PCB-7	ng/kg_{lipid}	2	2	100%	368	578	473	473	149
PCB Congeners	PCB-72	ng/kg_{lipid}	2	2	100%	27500	47241	37371	37400	14000
PCB Congeners	PCB-73	ng/kg_{lipid}	2	2	100%	2158	2776	2467	2470	437
PCB Congeners	PCB-77	ng/kg_{lipid}	2	2	100%	3817	7828	5822	5820	2840
PCB Congeners	PCB-79	ng/kg_{lipid}	2	2	100%	3158	4500	3829	3830	949
PCB Congeners	PCB-81	ng/kg_{lipid}	2	2	100%	408	455	431	431	33.7
PCB Congeners	PCB-82	ng/kg_{lipid}	2	2	100%	8667	13707	11187	11200	3560

Table 3-27
Statistical Summary of Detected Analytes by Zone - Summer Flounder (Whole Body) - Lipid Normalized

Parameter Group	Analyte	Units	Number of Valid Results[1]	Number of Detects	Detection Frequency	Minimum Detect	Maximum Detect	Median Value	Mean of Detects	Standard Deviation
PCB Congeners	PCB-83	ng/kg_{lipid}	2	2	100%	1492	3000	2246	2250	1070
PCB Congeners	PCB-84	ng/kg_{lipid}	2	2	100%	10333	15224	12779	12800	3460
PCB Congeners	PCB-85/116/117	ng/kg_{lipid}	2	2	100%	165000	389655	277328	277000	159000
PCB Congeners	PCB-86/87/97/109/119/125	ng/kg_{lipid}	2	2	100%	314167	572414	443290	443000	183000
PCB Congeners	PCB-89	ng/kg_{lipid}	2	2	100%	1625	1897	1761	1760	192
PCB Congeners	PCB-9	ng/kg_{lipid}	2	2	100%	658	1016	837	837	253
PCB Congeners	PCB-90/101/113	ng/kg_{lipid}	2	2	100%	793333	1844828	1319080	1320000	744000
PCB Congeners	PCB-91	ng/kg_{lipid}	2	2	100%	137500	277586	207543	208000	99100
PCB Congeners	PCB-92	ng/kg_{lipid}	2	2	100%	235000	467241	351121	351000	164000
PCB Congeners	PCB-93/100	ng/kg_{lipid}	2	2	100%	33000	95862	64431	64400	44500
PCB Congeners	PCB-94	ng/kg_{lipid}	2	2	100%	688	957	822	822	190
PCB Congeners	PCB-95	ng/kg_{lipid}	2	2	100%	304167	574138	439152	439000	191000
PCB Congeners	PCB-96	ng/kg_{lipid}	2	2	100%	1600	1793	1697	1700	137
PCB Congeners	PCB-98/102	ng/kg_{lipid}	2	2	100%	22000	28448	25224	25200	4560
PCB Congeners	PCB-99	ng/kg_{lipid}	2	2	100%	725000	1524138	1124569	1120000	565000
PCB Congeners	Total PCB Congeners (209)	ng/kg_{lipid}	2	2	100%	15600000	34100000	24850000	24900000	13100000
Pesticides	2,4'-DDD	pg/g_{lipid}	2	2	100%	39917	83793	61855	61900	31000
Pesticides	2,4'-DDE	pg/g_{lipid}	2	2	100%	85833	160862	123348	123000	53100
Pesticides	2,4'-DDT	pg/g_{lipid}	2	2	100%	5431	8417	6924	6920	2110
Pesticides	4,4'-DDD	pg/g_{lipid}	2	2	100%	544167	634483	589325	589000	63900
Pesticides	4,4'-DDE	pg/g_{lipid}	2	2	100%	1791667	2017241	1904454	1900000	160000
Pesticides	4,4'-DDT	pg/g_{lipid}	2	2	100%	23793	116667	70230	70200	65700
Pesticides	Aldrin	pg/g_{lipid}	2	1	50%	712	712	NA	NA	NA
Pesticides	Alpha BHC	pg/g_{lipid}	2	2	100%	1574	1742	1658	1660	118
Pesticides	Beta BHC	pg/g_{lipid}	2	1	50%	983	983	NA	NA	NA
Pesticides	cis-Chlordane	pg/g_{lipid}	2	2	100%	184167	215517	199842	200000	22200
Pesticides	cis-Nonachlor	pg/g_{lipid}	2	2	100%	112500	116207	114353	114000	2620
Pesticides	Dieldrin	pg/g_{lipid}	2	2	100%	63417	120690	92053	92100	40500
Pesticides	Gamma BHC (Lindane)	pg/g_{lipid}	2	2	100%	925	1107	1016	1020	129
Pesticides	Heptachlor epoxide	pg/g_{lipid}	2	2	100%	9333	18621	13977	14000	6570
Pesticides	Hexachlorobenzene	pg/g_{lipid}	2	2	100%	16250	35172	25711	25700	13400
Pesticides	Mirex	pg/g_{lipid}	2	2	100%	7103	9000	8052	8050	1340
Pesticides	Oxychlordane	pg/g_{lipid}	2	2	100%	28250	87069	57659	57700	41600
Pesticides	Total Alpha + Gamma Chlordane	pg/g_{lipid}	2	2	100%	221000	288000	254500	255000	47400
Pesticides	Total DDT (2,4 & 4,4)	pg/g_{lipid}	2	2	100%	2590000	2930000	2760000	2760000	240000
Pesticides	Total DDT (2,4)	pg/g_{lipid}	2	2	100%	134000	250000	192000	192000	82000
Pesticides	Total DDT (4,4)	pg/g_{lipid}	2	2	100%	2450000	2680000	2565000	2570000	163000
Pesticides	Trans-chlordane	pg/g_{lipid}	2	2	100%	37000	72759	54879	54900	25300
Pesticides	Trans-heptachlor epoxide	pg/g_{lipid}	2	2	100%	22759	37000	29879	29900	10100
Pesticides	Trans-nonachlor	pg/g_{lipid}	2	2	100%	250000	267241	258621	259000	12200
Semivolatiles	Phenol	ug/kg_{lipid}	2	1	50%	137931	137931	NA	NA	NA
SOUTH ZONE										
Aroclor PCBs	Aroclor 1248	ug/kg_{lipid}	4	2	50%	3265	8955	6110	6110	4020
Aroclor PCBs	Aroclor 1254	ug/kg_{lipid}	4	3	75%	5402	14328	6429	8720	4880
Aroclor PCBs	Aroclor 1260	ug/kg_{lipid}	4	4	100%	1681	6410	3463	3750	2290
Aroclor PCBs	Total Aroclor PCBs (Sum Of 7 Aroclors)	ug/kg_{lipid}	4	4	100%	6410	28200	9380	13300	10000
Aroclor PCBs	Total Aroclor PCBs (Sum Of 9 Aroclors)	ug/kg_{lipid}	4	4	100%	6410	28200	9380	13300	10000
Butyltins	Tributyltin	ug/kg_{lipid}	4	2	50%	206	507	357	357	213
Dioxins/Furans	1,2,3,4,6,7,8-HpCDD	ng/kg_{lipid}	4	4	100%	13.3	76.4	32.0	38.4	28.3
Dioxins/Furans	1,2,3,4,6,7,8-HpCDF	ng/kg_{lipid}	4	4	100%	7.36	86.2	36.0	41.4	34.3
Dioxins/Furans	1,2,3,4,7,8,9-HpCDF	ng/kg_{lipid}	4	3	75%	8.14	11.9	11.7	10.6	2.12
Dioxins/Furans	1,2,3,4,7,8-HxCDD	ng/kg_{lipid}	4	2	50%	5.19	8.60	6.90	6.9	2.41
Dioxins/Furans	1,2,3,4,7,8-HxCDF	ng/kg_{lipid}	4	4	100%	6.74	52.1	15.4	22.4	20.4
Dioxins/Furans	1,2,3,6,7,8-HxCDD	ng/kg_{lipid}	4	4	100%	7.93	58.2	22.8	27.9	22
Dioxins/Furans	1,2,3,6,7,8-HxCDF	ng/kg_{lipid}	4	4	100%	5.04	54.6	25.3	27.5	22.3
Dioxins/Furans	1,2,3,7,8,9-HxCDD	ng/kg_{lipid}	4	4	100%	2.83	18.7	7.27	9.02	6.84
Dioxins/Furans	1,2,3,7,8,9-HxCDF	ng/kg_{lipid}	4	4	100%	1.42	19.9	12.1	11.4	8.69
Dioxins/Furans	1,2,3,7,8-PCDD	ng/kg_{lipid}	4	2	50%	4.76	14.9	9.81	9.81	7.15

Table 3-27
Statistical Summary of Detected Analytes by Zone - Summer Flounder (Whole Body) - Lipid Normalized

Parameter Group	Analyte	Units	Number of Valid Results[1]	Number of Detects	Detection Frequency	Minimum Detect	Maximum Detect	Median Value	Mean of Detects	Standard Deviation
Dioxins/Furans	1,2,3,7,8-PCDF	ng/kg_{lipid}	4	4	100%	13.8	74.4	48.4	46.3	26.7
Dioxins/Furans	2,3,4,6,7,8-HxCDF	ng/kg_{lipid}	4	4	100%	2.02	29.2	7.15	11.4	12.2
Dioxins/Furans	2,3,4,7,8-PCDF	ng/kg_{lipid}	4	4	100%	20.4	142	67.6	74.4	51.9
Dioxins/Furans	2,3,7,8-TCDD	ng/kg_{lipid}	4	4	100%	114	785	309	379	306
Dioxins/Furans	2,3,7,8-TCDF	ng/kg_{lipid}	4	4	100%	10.8	22.3	16.2	16.4	5.07
Dioxins/Furans	OCDD	ng/kg_{lipid}	4	4	100%	22.1	105	61.3	62.4	38.8
Dioxins/Furans	OCDF	ng/kg_{lipid}	4	4	100%	8.36	22.4	12.6	14	5.97
PCB Congeners	PCB-1	ng/kg_{lipid}	4	4	100%	1798	17214	4333	6920	7030
PCB Congeners	PCB-10	ng/kg_{lipid}	4	3	75%	3621	7949	7929	6500	2490
PCB Congeners	PCB-103	ng/kg_{lipid}	4	4	100%	8308	49487	19088	24000	17800
PCB Congeners	PCB-104	ng/kg_{lipid}	4	4	100%	403	4282	1970	2160	1810
PCB Congeners	PCB-105	ng/kg_{lipid}	4	4	100%	129229	1061538	336439	466000	413000
PCB Congeners	PCB-107	ng/kg_{lipid}	4	4	100%	70625	423077	137942	192000	158000
PCB Congeners	PCB-108/124	ng/kg_{lipid}	4	4	100%	8685	77436	24511	33800	30600
PCB Congeners	PCB-11	ng/kg_{lipid}	4	3	75%	2880	9143	4299	5440	3280
PCB Congeners	PCB-110/115	ng/kg_{lipid}	4	4	100%	260042	2348718	793497	1050000	912000
PCB Congeners	PCB-111	ng/kg_{lipid}	4	4	100%	2489	8538	3607	4560	2720
PCB Congeners	PCB-112	ng/kg_{lipid}	4	3	75%	806	8026	3021	3950	3700
PCB Congeners	PCB-114	ng/kg_{lipid}	4	4	100%	9335	118718	33976	49000	48600
PCB Congeners	PCB-118	ng/kg_{lipid}	4	4	100%	585979	5205128	1486034	2190000	2070000
PCB Congeners	PCB-12/13	ng/kg_{lipid}	4	2	50%	273	1850	1062	1060	1120
PCB Congeners	PCB-120	ng/kg_{lipid}	4	4	100%	9485	36667	14446	18800	12200
PCB Congeners	PCB-121	ng/kg_{lipid}	4	4	100%	878	3154	1436	1730	990
PCB Congeners	PCB-122	ng/kg_{lipid}	4	3	75%	471	4000	2679	2380	1780
PCB Congeners	PCB-123	ng/kg_{lipid}	4	4	100%	3585	67692	23202	29400	27500
PCB Congeners	PCB-126	ng/kg_{lipid}	4	4	100%	1272	7462	3069	3720	2730
PCB Congeners	PCB-127	ng/kg_{lipid}	3	3	75%	1428	5154	1850	2810	2040
PCB Congeners	PCB-128/166	ng/kg_{lipid}	4	4	100%	73938	394872	143673	189000	141000
PCB Congeners	PCB-129/138/163	ng/kg_{lipid}	4	4	100%	775000	4076923	1489446	1960000	1450000
PCB Congeners	PCB-130	ng/kg_{lipid}	4	4	100%	47046	269231	88049	123000	99300
PCB Congeners	PCB-131	ng/kg_{lipid}	4	4	100%	627	9256	2844	3890	3900
PCB Congeners	PCB-132	ng/kg_{lipid}	3	3	75%	75373	320513	120714	172000	130000
PCB Congeners	PCB-133	ng/kg_{lipid}	4	4	100%	32994	124359	50905	64800	40600
PCB Congeners	PCB-134	ng/kg_{lipid}	4	4	100%	4186	40256	11830	17000	16600
PCB Congeners	PCB-135/151	ng/kg_{lipid}	4	4	100%	180021	1030769	365959	486000	374000
PCB Congeners	PCB-136	ng/kg_{lipid}	4	4	100%	11063	100000	33752	44600	39300
PCB Congeners	PCB-137	ng/kg_{lipid}	4	4	100%	25067	231282	63445	95800	92200
PCB Congeners	PCB-139/140	ng/kg_{lipid}	4	4	100%	8627	56410	19335	25900	20900
PCB Congeners	PCB-141	ng/kg_{lipid}	4	4	100%	59954	448718	151882	203000	170000
PCB Congeners	PCB-143	ng/kg_{lipid}	4	1	25%	1918	1918	NA	NA	NA
PCB Congeners	PCB-144	ng/kg_{lipid}	4	4	100%	16394	97436	39816	48400	34600
PCB Congeners	PCB-145	ng/kg_{lipid}	4	1	25%	531	531	NA	NA	NA
PCB Congeners	PCB-146	ng/kg_{lipid}	3	3	75%	219708	368657	330000	306000	77300
PCB Congeners	PCB-147/149	ng/kg_{lipid}	4	4	100%	252104	1507692	526466	703000	553000
PCB Congeners	PCB-148	ng/kg_{lipid}	4	4	100%	5924	16359	7258	9200	4860
PCB Congeners	PCB-15	ng/kg_{lipid}	4	1	25%	7929	7929	NA	NA	NA
PCB Congeners	PCB-150	ng/kg_{lipid}	4	4	100%	1497	9359	3336	4380	3430
PCB Congeners	PCB-152	ng/kg_{lipid}	4	4	100%	199	1849	596	810	748
PCB Congeners	PCB-153/168	ng/kg_{lipid}	4	4	100%	878750	4307692	1621535	2110000	1510000
PCB Congeners	PCB-154	ng/kg_{lipid}	4	4	100%	33590	127692	51546	66100	42200
PCB Congeners	PCB-155	ng/kg_{lipid}	4	4	100%	3355	19051	7262	9230	6890
PCB Congeners	PCB-156/157	ng/kg_{lipid}	4	4	100%	68083	582051	160826	243000	230000
PCB Congeners	PCB-158	ng/kg_{lipid}	4	4	100%	35554	271795	84067	119000	104000
PCB Congeners	PCB-159	ng/kg_{lipid}	4	2	50%	149	838	493	493	488
PCB Congeners	PCB-16	ng/kg_{lipid}	4	4	100%	3842	19231	12080	11800	7970
PCB Congeners	PCB-160	ng/kg_{lipid}	4	1	25%	2277	2277	NA	NA	NA
PCB Congeners	PCB-161	ng/kg_{lipid}	4	2	50%	103	685	394	394	411
PCB Congeners	PCB-162	ng/kg_{lipid}	4	4	100%	7492	38462	13341	18200	13800

Table 3-27
Statistical Summary of Detected Analytes by Zone - Summer Flounder (Whole Body) - Lipid Normalized

Parameter Group	Analyte	Units	Number of Valid Results[1]	Number of Detects	Detection Frequency	Minimum Detect	Maximum Detect	Median Value	Mean of Detects	Standard Deviation
PCB Congeners	PCB-164	ng/kg_{lipid}	4	4	100%	16052	116154	33627	49900	45100
PCB Congeners	PCB-165	ng/kg_{lipid}	4	4	100%	1573	6564	3416	3740	2180
PCB Congeners	PCB-167	ng/kg_{lipid}	4	4	100%	27988	203590	62973	89400	77900
PCB Congeners	PCB-169	ng/kg_{lipid}	4	1	25%	112	112	NA	NA	NA
PCB Congeners	PCB-17	ng/kg_{lipid}	4	4	100%	26269	188205	99470	103000	87000
PCB Congeners	PCB-170	ng/kg_{lipid}	4	4	100%	101042	610256	215901	286000	223000
PCB Congeners	PCB-171/173	ng/kg_{lipid}	1	1	25%	58214	58214	NA	NA	NA
PCB Congeners	PCB-172	ng/kg_{lipid}	4	4	100%	22694	128205	43141	59300	47000
PCB Congeners	PCB-174	ng/kg_{lipid}	1	1	25%	65357	65357	NA	NA	NA
PCB Congeners	PCB-175	ng/kg_{lipid}	1	1	25%	12000	12000	NA	NA	NA
PCB Congeners	PCB-176	ng/kg_{lipid}	4	4	100%	5159	31026	11482	14800	11200
PCB Congeners	PCB-177	ng/kg_{lipid}	1	1	25%	122143	122143	NA	NA	NA
PCB Congeners	PCB-178	ng/kg_{lipid}	3	3	75%	70354	118657	89286	92800	24300
PCB Congeners	PCB-179	ng/kg_{lipid}	4	4	100%	19929	110000	43570	54300	38800
PCB Congeners	PCB-18/30	ng/kg_{lipid}	4	4	100%	42388	371795	176003	192000	172000
PCB Congeners	PCB-180/193	ng/kg_{lipid}	4	4	100%	299021	1853846	670261	873000	677000
PCB Congeners	PCB-181	ng/kg_{lipid}	1	1	25%	1914	1914	NA	NA	NA
PCB Congeners	PCB-182	ng/kg_{lipid}	1	1	25%	2464	2464	NA	NA	NA
PCB Congeners	PCB-183/185	ng/kg_{lipid}	1	1	25%	185714	185714	NA	NA	NA
PCB Congeners	PCB-184	ng/kg_{lipid}	4	4	100%	1014	3974	1372	1930	1400
PCB Congeners	PCB-187	ng/kg_{lipid}	1	1	25%	553571	553571	NA	NA	NA
PCB Congeners	PCB-188	ng/kg_{lipid}	4	4	100%	4786	9051	4962	5940	2080
PCB Congeners	PCB-189	ng/kg_{lipid}	4	4	100%	4606	29487	9329	13200	11100
PCB Congeners	PCB-19	ng/kg_{lipid}	4	4	100%	13060	64571	33346	36100	26700
PCB Congeners	PCB-190	ng/kg_{lipid}	4	4	100%	22088	132051	48850	63000	47800
PCB Congeners	PCB-191	ng/kg_{lipid}	4	4	100%	4472	30769	10014	13800	11600
PCB Congeners	PCB-194	ng/kg_{lipid}	4	4	100%	37133	264103	96082	123000	98300
PCB Congeners	PCB-195	ng/kg_{lipid}	4	4	100%	12744	69231	27091	34000	24600
PCB Congeners	PCB-196	ng/kg_{lipid}	4	4	100%	28498	149744	52731	70900	54000
PCB Congeners	PCB-197/200	ng/kg_{lipid}	4	4	100%	6808	27949	10875	14100	9600
PCB Congeners	PCB-198/199	ng/kg_{lipid}	4	4	100%	83875	428205	143161	200000	156000
PCB Congeners	PCB-2	ng/kg_{lipid}	4	2	50%	403	1136	769	769	518
PCB Congeners	PCB-20/28	ng/kg_{lipid}	4	4	100%	120667	1010256	493710	530000	450000
PCB Congeners	PCB-201	ng/kg_{lipid}	4	4	100%	17192	61026	23767	31400	20400
PCB Congeners	PCB-202	ng/kg_{lipid}	4	4	100%	65500	246923	104632	130000	81200
PCB Congeners	PCB-203	ng/kg_{lipid}	4	4	100%	52240	323077	112916	150000	119000
PCB Congeners	PCB-204	ng/kg_{lipid}	4	1	25%	173.4	173.4	NA	NA	NA
PCB Congeners	PCB-205	ng/kg_{lipid}	4	4	100%	1914.4	11076.9	4052.0	5270	4060
PCB Congeners	PCB-206	ng/kg_{lipid}	4	4	100%	40581.3	204102.6	73219.6	97800	74400
PCB Congeners	PCB-207	ng/kg_{lipid}	4	4	100%	5786.5	20718.0	8219.0	10700	7020
PCB Congeners	PCB-208	ng/kg_{lipid}	4	4	100%	25066.7	101025.6	37695.6	50400	35200
PCB Congeners	PCB-209	ng/kg_{lipid}	3	3	75%	22822.9	49104.5	27142.9	33000	14100
PCB Congeners	PCB-21/33	ng/kg_{lipid}	4	4	100%	12880.6	102857.1	57495.3	57700	51400
PCB Congeners	PCB-22	ng/kg_{lipid}	4	4	100%	20495.8	203076.9	83065.0	97400	87900
PCB Congeners	PCB-23	ng/kg_{lipid}	4	3	75%	68.2	474	410	318	218
PCB Congeners	PCB-24	ng/kg_{lipid}	4	4	100%	639	4936	2788	2790	2460
PCB Congeners	PCB-25	ng/kg_{lipid}	4	4	100%	9925	82564	26026	36100	34400
PCB Congeners	PCB-26/29	ng/kg_{lipid}	4	4	100%	28248	226667	88182	108000	93400
PCB Congeners	PCB-27	ng/kg_{lipid}	4	4	100%	6030	38974	17453	20000	16200
PCB Congeners	PCB-3	ng/kg_{lipid}	4	3	75%	274	5200	997	2160	2660
PCB Congeners	PCB-31	ng/kg_{lipid}	4	4	100%	99583	697436	350048	374000	294000
PCB Congeners	PCB-32	ng/kg_{lipid}	4	4	100%	29715	198462	100464	107000	89200
PCB Congeners	PCB-34	ng/kg_{lipid}	4	4	100%	939	6154	2241	2890	2490
PCB Congeners	PCB-37	ng/kg_{lipid}	4	4	100%	1569	7821	4309	4500	3130
PCB Congeners	PCB-38	ng/kg_{lipid}	4	2	50%	114	1169	641	641	746
PCB Congeners	PCB-39	ng/kg_{lipid}	4	4	100%	339	3590	1570	1770	1580
PCB Congeners	PCB-4	ng/kg_{lipid}	4	4	100%	22767	95000	45878	52400	33800
PCB Congeners	PCB-40/71	ng/kg_{lipid}	4	4	100%	61996	528205	195656	245000	217000

Table 3-27
Statistical Summary of Detected Analytes by Zone - Summer Flounder (Whole Body) - Lipid Normalized

Parameter Group	Analyte	Units	Number of Valid Results[1]	Number of Detects	Detection Frequency	Minimum Detect	Maximum Detect	Median Value	Mean of Detects	Standard Deviation
PCB Congeners	PCB-41	ng/kg_{lipid}	4	4	100%	2625	34359	16357	17400	17000
PCB Congeners	PCB-42	ng/kg_{lipid}	4	4	100%	18706	320513	110037	140000	146000
PCB Congeners	PCB-43	ng/kg_{lipid}	4	4	100%	3521	46410	16837	20900	21000
PCB Congeners	PCB-44/47/65	ng/kg_{lipid}	4	4	100%	222083	1538462	585714	733000	584000
PCB Congeners	PCB-45	ng/kg_{lipid}	4	4	100%	11319	100256	41324	48600	43900
PCB Congeners	PCB-46	ng/kg_{lipid}	4	4	100%	541	2615	1425	1500	959
PCB Congeners	PCB-48	ng/kg_{lipid}	4	4	100%	18883	222564	85880	103000	96600
PCB Congeners	PCB-49/69	ng/kg_{lipid}	4	4	100%	244688	1756410	690885	846000	666000
PCB Congeners	PCB-5	ng/kg_{lipid}	4	2	50%	107	2236	1171	1170	1510
PCB Congeners	PCB-50/53	ng/kg_{lipid}	4	4	100%	12463	164872	56426	72500	73500
PCB Congeners	PCB-51	ng/kg_{lipid}	4	4	100%	11592	107436	40401	50000	45900
PCB Congeners	PCB-52	ng/kg_{lipid}	4	4	100%	400792	3025641	1195522	1450000	1190000
PCB Congeners	PCB-54	ng/kg_{lipid}	4	4	100%	1329	11143	5227	5730	5020
PCB Congeners	PCB-55	ng/kg_{lipid}	4	3	75%	406	5282	4214	3300	2560
PCB Congeners	PCB-56	ng/kg_{lipid}	4	4	100%	24660	230769	100085	114000	104000
PCB Congeners	PCB-57	ng/kg_{lipid}	4	3	75%	3194	11333	4921	6480	4290
PCB Congeners	PCB-58	ng/kg_{lipid}	4	4	100%	470	6641	1905	2730	2850
PCB Congeners	PCB-6	ng/kg_{lipid}	4	4	100%	2574	13308	7860	7900	5830
PCB Congeners	PCB-60	ng/kg_{lipid}	4	4	100%	33585	317949	131194	153000	128000
PCB Congeners	PCB-61/70/74/76	ng/kg_{lipid}	4	4	100%	311917	2543590	1070309	1250000	996000
PCB Congeners	PCB-62/75	ng/kg_{lipid}	4	4	100%	22923	188205	70922	88200	74900
PCB Congeners	PCB-63	ng/kg_{lipid}	4	4	100%	23529	153846	60794	74700	57300
PCB Congeners	PCB-64	ng/kg_{lipid}	4	4	100%	85646	748718	309259	363000	297000
PCB Congeners	PCB-66	ng/kg_{lipid}	4	4	100%	207813	2084615	779424	963000	833000
PCB Congeners	PCB-67	ng/kg_{lipid}	4	4	100%	3281	21026	9341	10700	8510
PCB Congeners	PCB-68	ng/kg_{lipid}	4	4	100%	7692	47179	15685	21600	17600
PCB Congeners	PCB-7	ng/kg_{lipid}	4	3	75%	417	2800	1279	1500	1210
PCB Congeners	PCB-72	ng/kg_{lipid}	4	3	75%	21791	65641	27000	38100	24000
PCB Congeners	PCB-73	ng/kg_{lipid}	4	4	100%	473	5026	2484	2620	2120
PCB Congeners	PCB-77	ng/kg_{lipid}	4	4	100%	3642	20564	10410	11300	8530
PCB Congeners	PCB-79	ng/kg_{lipid}	4	4	100%	1013	10821	3614	4770	4420
PCB Congeners	PCB-8	ng/kg_{lipid}	3	3	75%	9844	55571	12537	26000	25700
PCB Congeners	PCB-81	ng/kg_{lipid}	4	3	75%	231	1687	1521	1150	797
PCB Congeners	PCB-82	ng/kg_{lipid}	4	4	100%	3503	56154	17175	23500	25200
PCB Congeners	PCB-83	ng/kg_{lipid}	4	3	75%	711	7256	4543	4170	3290
PCB Congeners	PCB-84	ng/kg_{lipid}	4	4	100%	6328	71282	22718	30800	30700
PCB Congeners	PCB-85/116/117	ng/kg_{lipid}	4	4	100%	92688	661538	242335	310000	246000
PCB Congeners	PCB-86/87/97/109/119/125	ng/kg_{lipid}	4	4	100%	137521	1228205	434083	558000	476000
PCB Congeners	PCB-88	ng/kg_{lipid}	4	1	25%	1105	1105	NA	NA	NA
PCB Congeners	PCB-89	ng/kg_{lipid}	4	4	100%	514	8821	3523	4100	4050
PCB Congeners	PCB-9	ng/kg_{lipid}	4	3	75%	604	3236	2510	2120	1360
PCB Congeners	PCB-90/101/113	ng/kg_{lipid}	4	4	100%	405250	2717949	1018550	1290000	1000000
PCB Congeners	PCB-91	ng/kg_{lipid}	4	4	100%	36638	341026	110480	150000	134000
PCB Congeners	PCB-92	ng/kg_{lipid}	4	4	100%	117521	748718	268140	351000	276000
PCB Congeners	PCB-93/100	ng/kg_{lipid}	4	4	100%	13313	99231	32893	44600	37700
PCB Congeners	PCB-94	ng/kg_{lipid}	4	3	75%	380	5179	2736	2760	2400
PCB Congeners	PCB-95	ng/kg_{lipid}	4	4	100%	139854	1092308	442404	529000	449000
PCB Congeners	PCB-96	ng/kg_{lipid}	4	4	100%	575	6205	2261	2830	2690
PCB Congeners	PCB-98/102	ng/kg_{lipid}	4	4	100%	7140	72564	22964	31400	29900
PCB Congeners	PCB-99	ng/kg_{lipid}	4	4	100%	414542	2820513	991365	1300000	1050000
PCB Congeners	Total PCB Congeners (209)	ng/kg_{lipid}	4	4	100%	8445000	56300000	21700000	27000000	20900000
Pesticides	2,4'-DDD	pg/g_{lipid}	4	4	100%	12643	66154	45826	42600	23700
Pesticides	2,4'-DDE	pg/g_{lipid}	4	4	100%	28214	232836	109480	120000	93600
Pesticides	2,4'-DDT	pg/g_{lipid}	4	4	100%	979	8821	6599	5750	3510
Pesticides	4,4'-DDD	pg/g_{lipid}	4	4	100%	58214	702985	388221	384000	272000
Pesticides	4,4'-DDE	pg/g_{lipid}	4	4	100%	232143	3731343	1749054	1870000	1540000
Pesticides	4,4'-DDT	pg/g_{lipid}	4	4	100%	5107	67761	37753	37100	25600
Pesticides	Aldrin	pg/g_{lipid}	4	2	50%	412	691	552	552	197

Table 3-27
Statistical Summary of Detected Analytes by Zone - Summer Flounder (Whole Body) - Lipid Normalized

Parameter Group	Analyte	Units	Number of Valid Results[1]	Number of Detects	Detection Frequency	Minimum Detect	Maximum Detect	Median Value	Mean of Detects	Standard Deviation
Pesticides	Alpha BHC	pg/g_{lipid}	4	3	75%	1714	2612	1787	2040	499
Pesticides	Beta BHC	pg/g_{lipid}	4	4	100%	546	2761	1457	1560	912
Pesticides	cis-Chlordane	pg/g_{lipid}	4	4	100%	15500	346269	176663	179000	148000
Pesticides	cis-Nonachlor	pg/g_{lipid}	4	4	100%	11071	171642	111229	101000	79000
Pesticides	Dieldrin	pg/g_{lipid}	4	4	100%	18071	113590	82421	74100	41800
Pesticides	Gamma BHC (Lindane)	pg/g_{lipid}	4	4	100%	410	1507	1176	1070	524
Pesticides	Heptachlor epoxide	pg/g_{lipid}	4	4	100%	5743	29744	21819	19800	10400
Pesticides	Hexachlorobenzene	pg/g_{lipid}	4	4	100%	7214	48205	35504	31600	18600
Pesticides	Mirex	pg/g_{lipid}	4	4	100%	1521	21846	12141	11900	9430
Pesticides	Oxychlordane	pg/g_{lipid}	4	4	100%	9500	102239	73885	64900	43900
Pesticides	Total Alpha + Gamma Chlordane	pg/g_{lipid}	4	4	100%	21400	410000	216250	216000	176000
Pesticides	Total DDT (2,4 & 4,4)	pg/g_{lipid}	4	4	100%	337000	4800000	2340000	2450000	1950000
Pesticides	Total DDT (2,4)	pg/g_{lipid}	4	4	100%	41800	298000	167000	168000	118000
Pesticides	Total DDT (4,4)	pg/g_{lipid}	4	4	100%	295000	4500000	2175000	2290000	1830000
Pesticides	Trans-chlordane	pg/g_{lipid}	4	4	100%	5857	63433	39594	37100	28400
Pesticides	Trans-heptachlor epoxide	pg/g_{lipid}	4	2	50%	5064	61538	33301	33300	39900
Pesticides	Trans-nonachlor	pg/g_{lipid}	4	4	100%	26857	504478	294550	280000	224000
Semivolatiles	Phenol	ug/kg_{lipid}	4	1	25%	128205	128205	NA	NA	NA

Footnotes:
[1]Valid results are results that were found to be valid as a result of data validation. Only valid data are used in statistical analyses. Additional details regarding rejected data are provided in Appendix E of this report.

Notes:
1. Only detected values were included in the calculation of totals.
2. Non-detect ("U" qualified) data were excluded from the statistical analysis.

DDD = dichlorodiphenyldichloroethane
DDE = dichlorodiphenyldichloroethylene
DDT = dichlorodiphenyltrichloroethane
HMW = high molecular weight
LMW = low molecular weight
PAH = polycyclic aromatic hydrocarbon
PCB = polychlorinated biphenyl
NA = not applicable

% = percent
mg/kg = milligrams per kilogram
ng/g = nanograms per gram
ng/kg = nanograms per kilogram
pg/g = picograms per gram
ug/kg = micrograms per kilogram

Table 3-28
Statistical Summary of Detected Analytes - White Perch (Whole Body) - Lipid Normalized

Parameter Group	Analyte	Units	Number of Valid Results[1]	Number of Detects	Detection Frequency	Minimum Detect	Maximum Detect	Median Value	Mean of Detects	Standard Deviation
Aroclor PCBs	Aroclor 1248	ug/kg_{lipid}	26	26	100%	12174	97436	28644	33800	21500
Aroclor PCBs	Aroclor 1254	ug/kg_{lipid}	26	24	92%	12500	88462	30926	36700	18700
Aroclor PCBs	Aroclor 1260	ug/kg_{lipid}	26	26	100%	5625	25000	10333	12100	4980
Aroclor PCBs	Total Aroclor PCBs (Sum Of 7 Aroclors)	ug/kg_{lipid}	26	26	100%	20400	208000	65700	79700	45800
Aroclor PCBs	Total Aroclor PCBs (Sum Of 9 Aroclors)	ug/kg_{lipid}	26	26	100%	20400	208000	65700	79700	45800
Butyltins	Tributyltin	ug/kg_{lipid}	21	15	56%	33.8	628	138	228	203
Dioxins/Furans	1,2,3,4,6,7,8-HpCDD	ng/kg_{lipid}	27	27	100%	21.1	60.4	33.1	34.7	9.09
Dioxins/Furans	1,2,3,4,6,7,8-HpCDF	ng/kg_{lipid}	27	27	100%	85.3	1076	251	284	209
Dioxins/Furans	1,2,3,4,7,8,9-HpCDF	ng/kg_{lipid}	27	16	59%	2.45	12.1	5.72	6.12	2.9
Dioxins/Furans	1,2,3,4,7,8-HxCDD	ng/kg_{lipid}	27	27	100%	8.22	32.8	17.9	19.2	5.74
Dioxins/Furans	1,2,3,4,7,8-HxCDF	ng/kg_{lipid}	27	27	100%	19.3	391	110	122	86.7
Dioxins/Furans	1,2,3,6,7,8-HxCDD	ng/kg_{lipid}	27	27	100%	34.1	76.9	49.7	51.4	11.3
Dioxins/Furans	1,2,3,6,7,8-HxCDF	ng/kg_{lipid}	27	27	100%	42.5	1013	120	201	227
Dioxins/Furans	1,2,3,7,8,9-HxCDD	ng/kg_{lipid}	27	27	100%	4.85	15.2	9.82	10.1	2.98
Dioxins/Furans	1,2,3,7,8,9-HxCDF	ng/kg_{lipid}	27	25	93%	2.07	17.8	4.37	5.18	3.66
Dioxins/Furans	1,2,3,7,8-PCDD	ng/kg_{lipid}	27	21	78%	37.9	139	71.8	74.7	24.7
Dioxins/Furans	1,2,3,7,8-PCDF	ng/kg_{lipid}	27	27	100%	15.2	360	98.8	129	91.6
Dioxins/Furans	2,3,4,6,7,8-HxCDF	ng/kg_{lipid}	27	27	100%	7.66	58.2	15.1	17.6	9.91
Dioxins/Furans	2,3,4,7,8-PCDF	ng/kg_{lipid}	27	27	100%	125	1158	294	349	215
Dioxins/Furans	2,3,7,8-TCDD	ng/kg_{lipid}	27	27	100%	105	5342	2039	2100	1550
Dioxins/Furans	2,3,7,8-TCDF	ng/kg_{lipid}	27	27	100%	195	659	310	341	106
Dioxins/Furans	OCDD	ng/kg_{lipid}	27	27	100%	33.8	212	89.4	86.8	38.9
Dioxins/Furans	OCDF	ng/kg_{lipid}	27	27	100%	1.94	112	12.7	19.2	21.9
PCB Congeners	PCB-1	ng/kg_{lipid}	27	27	100%	2809	20028	4920	5860	3350
PCB Congeners	PCB-10	ng/kg_{lipid}	27	27	100%	4186	32778	6935	8500	5550
PCB Congeners	PCB-103	ng/kg_{lipid}	27	27	100%	14567	145000	55200	58000	31800
PCB Congeners	PCB-104	ng/kg_{lipid}	27	27	100%	1407	44300	10545	10700	8740
PCB Congeners	PCB-105	ng/kg_{lipid}	22	22	81%	238857	1455000	678241	753000	323000
PCB Congeners	PCB-106	ng/kg_{lipid}	27	2	7%	457	883	670	670	302
PCB Congeners	PCB-107	ng/kg_{lipid}	27	27	100%	72286	543590	200556	227000	103000
PCB Congeners	PCB-108/124	ng/kg_{lipid}	27	27	100%	27031	214103	83333	90500	42500
PCB Congeners	PCB-11	ng/kg_{lipid}	27	27	100%	2526	16813	5469	6910	3700
PCB Congeners	PCB-110/115	ng/kg_{lipid}	21	21	78%	994286	6100000	2587500	2820000	1350000
PCB Congeners	PCB-111	ng/kg_{lipid}	27	27	100%	1526	7050	3311	3690	1500
PCB Congeners	PCB-112	ng/kg_{lipid}	24	11	41%	1549	24167	8933	10300	7260
PCB Congeners	PCB-114	ng/kg_{lipid}	27	27	100%	17971	137179	54722	59400	27000
PCB Congeners	PCB-118	ng/kg_{lipid}	27	27	100%	965714	6769231	2558333	2920000	1230000
PCB Congeners	PCB-12/13	ng/kg_{lipid}	27	27	100%	517	2356	1210	1370	502
PCB Congeners	PCB-120	ng/kg_{lipid}	27	27	100%	7200	37051	17357	17700	7390
PCB Congeners	PCB-121	ng/kg_{lipid}	27	27	100%	928	5780	2355	2670	1240
PCB Congeners	PCB-122	ng/kg_{lipid}	27	26	96%	6656	67692	20541	24600	13500
PCB Congeners	PCB-123	ng/kg_{lipid}	27	26	96%	18257	156410	48056	56300	29100
PCB Congeners	PCB-126	ng/kg_{lipid}	8	7	26%	2620	8805	5387	5340	2070
PCB Congeners	PCB-127	ng/kg_{lipid}	26	26	96%	1040	8282	3923	3920	1670
PCB Congeners	PCB-128/166	ng/kg_{lipid}	27	27	100%	122286	640000	311111	330000	142000
PCB Congeners	PCB-129/138/163	ng/kg_{lipid}	27	27	100%	1353125	5589744	2937500	3200000	1170000
PCB Congeners	PCB-130	ng/kg_{lipid}	24	24	89%	54000	279487	132306	145000	64300
PCB Congeners	PCB-131	ng/kg_{lipid}	24	24	89%	6406	42436	19889	21000	9880
PCB Congeners	PCB-132	ng/kg_{lipid}	24	24	89%	171563	1125641	516195	543000	261000
PCB Congeners	PCB-133	ng/kg_{lipid}	27	27	100%	26906	129487	61556	64800	23600
PCB Congeners	PCB-134	ng/kg_{lipid}	24	24	89%	36563	208974	95809	101000	44300
PCB Congeners	PCB-135/151	ng/kg_{lipid}	27	27	100%	283750	1750000	900000	881000	390000
PCB Congeners	PCB-136	ng/kg_{lipid}	27	27	100%	62813	465385	224286	214000	99800
PCB Congeners	PCB-137	ng/kg_{lipid}	24	24	89%	50938	282000	114118	131000	60800
PCB Congeners	PCB-139/140	ng/kg_{lipid}	24	24	89%	17469	100641	47108	50600	23000
PCB Congeners	PCB-14	ng/kg_{lipid}	27	1	4%	26.0	26.0	NA	NA	NA
PCB Congeners	PCB-141	ng/kg_{lipid}	27	27	100%	126563	803846	382353	403000	171000
PCB Congeners	PCB-142	ng/kg_{lipid}	24	15	56%	124	1436	476	509	353

Table 3-28
Statistical Summary of Detected Analytes - White Perch (Whole Body) - Lipid Normalized

Parameter Group	Analyte	Units	Number of Valid Results[1]	Number of Detects	Detection Frequency	Minimum Detect	Maximum Detect	Median Value	Mean of Detects	Standard Deviation
PCB Congeners	PCB-143	ng/kg_{lipid}	24	16	59%	1374	15400	7389	7920	4050
PCB Congeners	PCB-144	ng/kg_{lipid}	24	24	89%	31156	205833	95849	103000	50000
PCB Congeners	PCB-145	ng/kg_{lipid}	27	25	93%	236	2083	725	892	530
PCB Congeners	PCB-146	ng/kg_{lipid}	17	17	63%	222813	983333	539375	529000	211000
PCB Congeners	PCB-147/149	ng/kg_{lipid}	24	24	89%	621875	3512821	1709007	1790000	773000
PCB Congeners	PCB-148	ng/kg_{lipid}	23	23	85%	3813	22667	13377	12300	5650
PCB Congeners	PCB-15	ng/kg_{lipid}	27	16	59%	1093	8857	2640	3180	2080
PCB Congeners	PCB-150	ng/kg_{lipid}	27	27	100%	2731	23974	11169	10900	5440
PCB Congeners	PCB-152	ng/kg_{lipid}	27	27	100%	847	9020	4574	4460	2470
PCB Congeners	PCB-153/168	ng/kg_{lipid}	24	24	89%	1428125	5683333	2984647	3210000	1180000
PCB Congeners	PCB-154	ng/kg_{lipid}	24	24	89%	24875	175641	86851	86500	41000
PCB Congeners	PCB-155	ng/kg_{lipid}	27	27	100%	2963	47692	25800	23400	13900
PCB Congeners	PCB-156/157	ng/kg_{lipid}	27	27	100%	98857	565000	270000	274000	110000
PCB Congeners	PCB-158	ng/kg_{lipid}	24	24	89%	82813	438462	224082	234000	105000
PCB Congeners	PCB-159	ng/kg_{lipid}	27	1	4%	371	371	NA	NA	NA
PCB Congeners	PCB-16	ng/kg_{lipid}	23	23	85%	46333	280000	141765	151000	75800
PCB Congeners	PCB-160	ng/kg_{lipid}	24	1	4%	1074	1074	NA	NA	NA
PCB Congeners	PCB-161	ng/kg_{lipid}	19	2	7%	313	887	600	600	405
PCB Congeners	PCB-162	ng/kg_{lipid}	26	26	96%	9313	46667	23813	23700	10100
PCB Congeners	PCB-164	ng/kg_{lipid}	24	24	89%	46875	275641	134680	141000	62000
PCB Congeners	PCB-165	ng/kg_{lipid}	18	18	67%	1141	4400	1951	2310	926
PCB Congeners	PCB-167	ng/kg_{lipid}	24	24	89%	40286	215000	99464	103000	43800
PCB Congeners	PCB-169	ng/kg_{lipid}	27	7	26%	115	395	223	249	93.5
PCB Congeners	PCB-17	ng/kg_{lipid}	27	27	100%	96000	648000	289474	300000	147000
PCB Congeners	PCB-170	ng/kg_{lipid}	27	27	100%	199063	1041667	537143	561000	217000
PCB Congeners	PCB-171/173	ng/kg_{lipid}	15	15	56%	55938	293333	167143	158000	72300
PCB Congeners	PCB-172	ng/kg_{lipid}	24	24	89%	41875	206667	111643	114000	44600
PCB Congeners	PCB-174	ng/kg_{lipid}	17	17	63%	103750	590000	380000	341000	140000
PCB Congeners	PCB-175	ng/kg_{lipid}	17	17	63%	8389	53250	28063	27600	13400
PCB Congeners	PCB-176	ng/kg_{lipid}	24	24	89%	15844	94744	50137	48500	20300
PCB Congeners	PCB-177	ng/kg_{lipid}	16	16	59%	93438	447500	268194	248000	102000
PCB Congeners	PCB-178	ng/kg_{lipid}	17	17	63%	69063	301667	175714	171000	66500
PCB Congeners	PCB-179	ng/kg_{lipid}	27	27	100%	59688	370513	210714	191000	76000
PCB Congeners	PCB-18/30	ng/kg_{lipid}	27	27	100%	151000	1010000	494737	486000	234000
PCB Congeners	PCB-180/193	ng/kg_{lipid}	27	27	100%	650000	3000000	1664286	1640000	597000
PCB Congeners	PCB-181	ng/kg_{lipid}	15	15	56%	2322	11417	5975	6460	2860
PCB Congeners	PCB-182	ng/kg_{lipid}	16	16	59%	2116	9500	5781	5440	2320
PCB Congeners	PCB-183/185	ng/kg_{lipid}	16	16	59%	177813	900000	496205	490000	213000
PCB Congeners	PCB-184	ng/kg_{lipid}	27	27	100%	986	9577	3472	3490	1820
PCB Congeners	PCB-186	ng/kg_{lipid}	24	12	44%	56.3	238	146	139	60.3
PCB Congeners	PCB-187	ng/kg_{lipid}	18	18	67%	496875	2200000	1263839	1240000	466000
PCB Congeners	PCB-188	ng/kg_{lipid}	27	27	100%	1913	10795	5100	5230	2040
PCB Congeners	PCB-189	ng/kg_{lipid}	27	27	100%	8406	41944	21500	23100	8580
PCB Congeners	PCB-19	ng/kg_{lipid}	27	27	100%	24633	133889	58000	61000	24200
PCB Congeners	PCB-190	ng/kg_{lipid}	27	27	100%	45938	241389	127667	129000	50300
PCB Congeners	PCB-191	ng/kg_{lipid}	24	24	89%	8469	46833	24100	24100	10500
PCB Congeners	PCB-192	ng/kg_{lipid}	24	16	59%	57.7	862	357	377	236
PCB Congeners	PCB-194	ng/kg_{lipid}	27	27	100%	96563	819444	255263	279000	145000
PCB Congeners	PCB-195	ng/kg_{lipid}	27	27	100%	32500	283333	95714	98800	49800
PCB Congeners	PCB-196	ng/kg_{lipid}	27	27	100%	51714	422222	146333	154000	76500
PCB Congeners	PCB-197/200	ng/kg_{lipid}	27	27	100%	9406	54167	27733	27700	11000
PCB Congeners	PCB-198/199	ng/kg_{lipid}	24	24	89%	144063	875000	372814	395000	169000
PCB Congeners	PCB-2	ng/kg_{lipid}	27	24	89%	121	558	236	254	93.6
PCB Congeners	PCB-20/28	ng/kg_{lipid}	27	27	100%	400000	3000000	1343750	1440000	765000
PCB Congeners	PCB-201	ng/kg_{lipid}	27	27	100%	16906	87222	44000	45100	17300
PCB Congeners	PCB-202	ng/kg_{lipid}	27	27	100%	54375	224359	122222	121000	40600
PCB Congeners	PCB-203	ng/kg_{lipid}	24	24	89%	99063	675000	272738	281000	131000
PCB Congeners	PCB-204	ng/kg_{lipid}	27	25	93%	154	1245	492	540	242

Table 3-28
Statistical Summary of Detected Analytes - White Perch (Whole Body) - Lipid Normalized

Parameter Group	Analyte	Units	Number of Valid Results[1]	Number of Detects	Detection Frequency	Minimum Detect	Maximum Detect	Median Value	Mean of Detects	Standard Deviation
PCB Congeners	PCB-205	ng/kg_{lipid}	27	27	100%	4531	30833	12480	13600	5690
PCB Congeners	PCB-206	ng/kg_{lipid}	27	27	100%	70938	308974	175313	180000	60100
PCB Congeners	PCB-207	ng/kg_{lipid}	27	27	100%	7438	34615	18063	18100	6460
PCB Congeners	PCB-208	ng/kg_{lipid}	27	27	100%	25531	108205	57996	58400	19200
PCB Congeners	PCB-209	ng/kg_{lipid}	26	26	96%	35313	139744	76303	77700	25800
PCB Congeners	PCB-21/33	ng/kg_{lipid}	27	27	100%	50000	430556	218222	200000	103000
PCB Congeners	PCB-22	ng/kg_{lipid}	27	27	100%	60938	545556	251948	257000	143000
PCB Congeners	PCB-23	ng/kg_{lipid}	27	27	100%	246	1594	646	667	324
PCB Congeners	PCB-24	ng/kg_{lipid}	27	13	48%	1425	14167	5963	6000	3780
PCB Congeners	PCB-25	ng/kg_{lipid}	27	27	100%	41667	540000	149286	196000	146000
PCB Congeners	PCB-26/29	ng/kg_{lipid}	27	27	100%	73000	768421	229286	301000	198000
PCB Congeners	PCB-27	ng/kg_{lipid}	25	25	93%	31000	124000	62593	69800	27200
PCB Congeners	PCB-3	ng/kg_{lipid}	24	7	26%	292	1140	505	611	277
PCB Congeners	PCB-31	ng/kg_{lipid}	27	27	100%	232286	1782051	733766	818000	429000
PCB Congeners	PCB-32	ng/kg_{lipid}	27	27	100%	70667	557000	216883	247000	126000
PCB Congeners	PCB-34	ng/kg_{lipid}	27	27	100%	2594	29872	9571	11200	7000
PCB Congeners	PCB-37	ng/kg_{lipid}	27	27	100%	4565	45833	23063	24800	10800
PCB Congeners	PCB-38	ng/kg_{lipid}	27	27	100%	363	2932	859	1210	770
PCB Congeners	PCB-39	ng/kg_{lipid}	27	27	100%	1813	14487	5163	5950	3170
PCB Congeners	PCB-4	ng/kg_{lipid}	27	27	100%	42667	223611	63333	73800	35800
PCB Congeners	PCB-40/71	ng/kg_{lipid}	27	27	100%	246857	2576923	905556	1020000	592000
PCB Congeners	PCB-41	ng/kg_{lipid}	24	23	85%	17906	140000	63421	63200	34500
PCB Congeners	PCB-42	ng/kg_{lipid}	24	24	89%	170571	1935897	565278	685000	442000
PCB Congeners	PCB-43	ng/kg_{lipid}	27	27	100%	23914	261538	87000	98400	58400
PCB Congeners	PCB-44/47/65	ng/kg_{lipid}	27	27	100%	765714	7650000	2568182	2950000	1700000
PCB Congeners	PCB-45	ng/kg_{lipid}	27	27	100%	48571	401282	170000	187000	99600
PCB Congeners	PCB-46	ng/kg_{lipid}	27	27	100%	21657	175000	76944	80600	42000
PCB Congeners	PCB-48	ng/kg_{lipid}	27	27	100%	85714	783333	319444	332000	176000
PCB Congeners	PCB-49/69	ng/kg_{lipid}	27	27	100%	668571	5884615	2093750	2340000	1290000
PCB Congeners	PCB-5	ng/kg_{lipid}	27	27	100%	143	913	455	480	210
PCB Congeners	PCB-50/53	ng/kg_{lipid}	27	27	100%	102000	1010000	350000	371000	206000
PCB Congeners	PCB-51	ng/kg_{lipid}	27	27	100%	59667	1210000	295185	300000	227000
PCB Congeners	PCB-52	ng/kg_{lipid}	27	27	100%	974286	7692308	2875000	3200000	1650000
PCB Congeners	PCB-54	ng/kg_{lipid}	27	27	100%	3030	66300	12735	15000	12400
PCB Congeners	PCB-55	ng/kg_{lipid}	24	18	67%	2872	35385	13350	15100	9730
PCB Congeners	PCB-56	ng/kg_{lipid}	24	24	89%	157143	1935897	587138	675000	400000
PCB Congeners	PCB-57	ng/kg_{lipid}	24	20	74%	3223	39231	11590	13200	8540
PCB Congeners	PCB-58	ng/kg_{lipid}	24	24	89%	2583	41923	9979	12900	9220
PCB Congeners	PCB-6	ng/kg_{lipid}	26	26	96%	5767	60889	19970	20500	11600
PCB Congeners	PCB-60	ng/kg_{lipid}	27	27	100%	68286	685897	262963	287000	148000
PCB Congeners	PCB-61/70/74/76	ng/kg_{lipid}	27	27	100%	894286	10294872	3770588	4010000	2100000
PCB Congeners	PCB-62/75	ng/kg_{lipid}	27	27	100%	61429	561538	208182	223000	123000
PCB Congeners	PCB-63	ng/kg_{lipid}	24	24	89%	27429	332051	95011	113000	69300
PCB Congeners	PCB-64	ng/kg_{lipid}	27	27	100%	264286	2756410	920000	1050000	587000
PCB Congeners	PCB-66	ng/kg_{lipid}	24	24	89%	617143	7397436	2124270	2510000	1450000
PCB Congeners	PCB-67	ng/kg_{lipid}	27	27	100%	13771	171795	53333	64900	37800
PCB Congeners	PCB-68	ng/kg_{lipid}	24	23	85%	726	97179	31567	34600	23200
PCB Congeners	PCB-7	ng/kg_{lipid}	26	26	96%	587	3178	1613	1570	656
PCB Congeners	PCB-72	ng/kg_{lipid}	24	20	74%	11200	132051	41530	47500	27300
PCB Congeners	PCB-73	ng/kg_{lipid}	27	22	81%	2844	32600	10314	11100	6690
PCB Congeners	PCB-77	ng/kg_{lipid}	27	27	100%	26457	267949	101111	111000	57300
PCB Congeners	PCB-79	ng/kg_{lipid}	27	27	100%	5200	48333	15639	18900	9880
PCB Congeners	PCB-8	ng/kg_{lipid}	26	26	96%	14700	75333	45132	45000	17300
PCB Congeners	PCB-80	ng/kg_{lipid}	27	13	48%	70.3	558	167	233	165
PCB Congeners	PCB-81	ng/kg_{lipid}	27	26	96%	1109	10500	4269	4710	2420
PCB Congeners	PCB-82	ng/kg_{lipid}	24	24	89%	63714	542308	199549	219000	125000
PCB Congeners	PCB-83	ng/kg_{lipid}	24	24	89%	42571	362821	116013	130000	77400
PCB Congeners	PCB-84	ng/kg_{lipid}	27	27	100%	124571	1132051	419444	464000	252000

Table 3-28
Statistical Summary of Detected Analytes - White Perch (Whole Body) - Lipid Normalized

Parameter Group	Analyte	Units	Number of Valid Results[1]	Number of Detects	Detection Frequency	Minimum Detect	Maximum Detect	Median Value	Mean of Detects	Standard Deviation
PCB Congeners	PCB-85/116/117	ng/kg_{lipid}	27	27	100%	184857	1397436	527778	594000	300000
PCB Congeners	PCB-86/87/97/109/119/125	ng/kg_{lipid}	27	27	100%	485714	3628205	1450000	1580000	794000
PCB Congeners	PCB-89	ng/kg_{lipid}	27	27	100%	6829	70385	24800	28500	16200
PCB Congeners	PCB-9	ng/kg_{lipid}	26	26	96%	983	5622	3338	3040	1290
PCB Congeners	PCB-90/101/113	ng/kg_{lipid}	24	24	89%	1025714	6217949	2773250	2900000	1380000
PCB Congeners	PCB-91	ng/kg_{lipid}	27	27	100%	143125	1188462	448000	474000	256000
PCB Congeners	PCB-92	ng/kg_{lipid}	24	24	89%	188571	1192308	503625	548000	270000
PCB Congeners	PCB-93/100	ng/kg_{lipid}	27	27	100%	28933	407000	138088	138000	84200
PCB Congeners	PCB-94	ng/kg_{lipid}	27	27	100%	8100	79800	32105	34200	18700
PCB Congeners	PCB-95	ng/kg_{lipid}	27	27	100%	584375	4474359	1550000	1780000	868000
PCB Congeners	PCB-96	ng/kg_{lipid}	27	27	100%	5000	48590	19481	20400	11400
PCB Congeners	PCB-98/102	ng/kg_{lipid}	27	27	100%	39375	351282	141600	148000	82000
PCB Congeners	PCB-99	ng/kg_{lipid}	24	24	89%	745714	4461538	1876389	2020000	950000
PCB Congeners	Total PCB Congeners (209)	ng/kg_{lipid}	27	27	100%	21700000	125000000	59900000	59600000	26300000
Pesticides	2,4'-DDD	pg/g_{lipid}	27	27	100%	365200	6603846	1805000	2280000	1670000
Pesticides	2,4'-DDE	pg/g_{lipid}	27	27	100%	192800	908333	467113	517000	185000
Pesticides	2,4'-DDT	pg/g_{lipid}	27	27	100%	12632	1381250	110000	273000	352000
Pesticides	4,4'-DDD	pg/g_{lipid}	27	27	100%	1500000	16187500	6031250	6200000	3720000
Pesticides	4,4'-DDE	pg/g_{lipid}	27	27	100%	2582857	12974026	6052632	6490000	2170000
Pesticides	4,4'-DDT	pg/g_{lipid}	27	27	100%	96176	3743750	530000	916000	966000
Pesticides	Aldrin	pg/g_{lipid}	27	26	96%	1265	6000	3179	3390	1280
Pesticides	Alpha BHC	pg/g_{lipid}	26	25	93%	1616	8500	3800	4160	2090
Pesticides	Beta BHC	pg/g_{lipid}	27	24	89%	1247	3130	2137	2240	572
Pesticides	cis-Chlordane	pg/g_{lipid}	27	27	100%	308696	3166667	1700000	1750000	758000
Pesticides	cis-Nonachlor	pg/g_{lipid}	27	27	100%	305714	1201299	563158	620000	221000
Pesticides	Delta BHC	pg/g_{lipid}	27	3	11%	198	269	267	245	40.7
Pesticides	Dieldrin	pg/g_{lipid}	27	27	100%	157353	1001282	581299	586000	207000
Pesticides	Endosulfan sulfate	pg/g_{lipid}	27	8	30%	1180	5200	4107	3990	1290
Pesticides	Endrin	pg/g_{lipid}	27	16	59%	1603	7135	3105	3390	1310
Pesticides	Endrin ketone	pg/g_{lipid}	27	2	7%	8579	15978	12278	12300	5230
Pesticides	Gamma BHC (Lindane)	pg/g_{lipid}	27	26	96%	1154	2592	1775	1820	425
Pesticides	Heptachlor	pg/g_{lipid}	27	20	74%	550	2457	1187	1260	564
Pesticides	Heptachlor epoxide	pg/g_{lipid}	27	27	100%	69429	316000	128676	139000	51100
Pesticides	Hexachlorobenzene	pg/g_{lipid}	27	27	100%	25714	190833	97037	96900	44200
Pesticides	Mirex	pg/g_{lipid}	27	27	100%	9560	45068	18750	21000	10100
Pesticides	Oxychlordane	pg/g_{lipid}	27	27	100%	132857	392208	216250	225000	62300
Pesticides	Total Alpha + Gamma Chlordane	pg/g_{lipid}	27	27	100%	447000	3980000	2140000	2180000	923000
Pesticides	Total DDT (2,4 & 4,4)	pg/g_{lipid}	27	27	100%	5520000	37800000	16200000	16700000	7800000
Pesticides	Total DDT (2,4)	pg/g_{lipid}	27	27	100%	581000	8460000	2350000	3070000	2080000
Pesticides	Total DDT (4,4)	pg/g_{lipid}	27	27	100%	4910000	29400000	12700000	13600000	5840000
Pesticides	Trans-chlordane	pg/g_{lipid}	27	27	100%	138261	810833	422222	436000	184000
Pesticides	Trans-heptachlor epoxide	pg/g_{lipid}	27	2	7%	52174	154000	103087	103000	72000
Pesticides	Trans-nonachlor	pg/g_{lipid}	27	27	100%	843478	2883117	1545455	1620000	524000
Semivolatiles	1-Methylnaphthalene	ug/kg_{lipid}	27	4	15%	222	706	272	368	228
Semivolatiles	2,6-Dinitrotoluene	ug/kg_{lipid}	27	1	4%	14444	14444	NA	NA	NA
Semivolatiles	2-Methylnaphthalene	ug/kg_{lipid}	27	6	22%	267	1279	314	473	398
Semivolatiles	Acenaphthene	ug/kg_{lipid}	27	13	48%	282	767	444	500	165
Semivolatiles	Acenaphthylene	ug/kg_{lipid}	27	1	4%	279	279	NA	NA	NA
Semivolatiles	Anthracene	ug/kg_{lipid}	27	1	4%	206	206	NA	NA	NA
Semivolatiles	Atrazine	ug/kg_{lipid}	27	1	4%	40741	40741	NA	NA	NA
Semivolatiles	Benzyl butyl phthalate	ug/kg_{lipid}	27	1	4%	59259	59259	NA	NA	NA
Semivolatiles	C1-Naphthalenes	ug/kg_{lipid}	27	10	37%	284	1324	414	493	301
Semivolatiles	C2-Naphthalenes	ug/kg_{lipid}	27	17	63%	438	1090	722	729	203
Semivolatiles	C3-Naphthalenes	ug/kg_{lipid}	27	15	56%	342	1067	556	598	224
Semivolatiles	Di-n-butyl phthalate	ug/kg_{lipid}	27	1	4%	59259	59259	NA	NA	NA
Semivolatiles	Fluoranthene	ug/kg_{lipid}	27	7	26%	196	929	406	446	246
Semivolatiles	Fluorene	ug/kg_{lipid}	27	8	30%	229	567	422	414	141
Semivolatiles	Naphthalene	ug/kg_{lipid}	27	9	33%	153	6786	4947	4170	2380

Table 3-28
Statistical Summary of Detected Analytes - White Perch (Whole Body) - Lipid Normalized

Parameter Group	Analyte	Units	Number of Valid Results[1]	Number of Detects	Detection Frequency	Minimum Detect	Maximum Detect	Median Value	Mean of Detects	Standard Deviation
Semivolatiles	Phenanthrene	ug/kg_{lipid}	27	20	74%	289	1214	730	722	284
Semivolatiles	Pyrene	ug/kg_{lipid}	27	1	4%	191	191	NA	NA	NA
Semivolatiles	Total HMW PAHs	ug/kg_{lipid}	27	7	26%	196	929	467	474	234
Semivolatiles	Total LMW PAHs	ug/kg_{lipid}	27	20	74%	469	9000	1885	3230	2810
Semivolatiles	Total PAHs	ug/kg_{lipid}	27	20	74%	469	9470	2130	3400	2950

Footnotes:
[1]Valid results are results that were found to be valid as a result of data validation. Only valid data are used in statistical analyses. Additional details regarding rejected data are provided in Appendix E of this report.

Notes:
1. Only detected values were included in the calculation of totals.
2. Non-detect ("U" qualified) data were excluded from the statistical analysis.

DDD = dichlorodiphenyldichloroethane
DDE = dichlorodiphenyldichloroethylene
DDT = dichlorodiphenyltrichloroethane
HMW = high molecular weight
LMW = low molecular weight
PAH = polycyclic aromatic hydrocarbon
PCB = polychlorinated biphenyl
NA = not applicable

% = percent
mg/kg = milligrams per kilogram
ng/g = nanograms per gram
ng/kg = nanograms per kilogram
pg/g = picograms per gram
ug/kg = micrograms per kilogram

Table 3-29
Statistical Summary of Detected Analytes by Zone - White Perch (Whole Body) - Lipid Normalized

Parameter Group	Analyte	Units	Number of Valid Results[1]	Number of Detects	Detection Frequency	Minimum Detect	Maximum Detect	Median Value	Mean of Detects	Standard Deviation
NORTH ZONE										
Aroclor PCBs	Aroclor 1248	ug/kg_{lipid}	8	8	100%	20625	48333	31191	33700	10200
Aroclor PCBs	Aroclor 1254	ug/kg_{lipid}	8	8	100%	24211	51667	31732	35900	10300
Aroclor PCBs	Aroclor 1260	ug/kg_{lipid}	8	8	100%	8444	18421	14097	13000	3500
Aroclor PCBs	Total Aroclor PCBs (Sum Of 7 Aroclors)	ug/kg_{lipid}	8	8	100%	58200	114000	77600	82600	21400
Aroclor PCBs	Total Aroclor PCBs (Sum Of 9 Aroclors)	ug/kg_{lipid}	8	8	100%	58200	114000	77600	82600	21400
Butyltins	Tributyltin	ug/kg_{lipid}	3	3	33%	33.8	138	97.4	89.7	52.4
Dioxins/Furans	1,2,3,4,6,7,8-HpCDD	ng/kg_{lipid}	9	9	100%	21.1	40.0	31.2	31.3	5.63
Dioxins/Furans	1,2,3,4,6,7,8-HpCDF	ng/kg_{lipid}	9	9	100%	96.8	327	251	253	68.9
Dioxins/Furans	1,2,3,4,7,8,9-HpCDF	ng/kg_{lipid}	9	6	67%	2.84	7.25	4.82	4.87	1.89
Dioxins/Furans	1,2,3,4,7,8-HxCDD	ng/kg_{lipid}	9	9	100%	13.5	29.6	18.4	19.4	5.25
Dioxins/Furans	1,2,3,4,7,8-HxCDF	ng/kg_{lipid}	9	9	100%	63.8	179	105	109	32.5
Dioxins/Furans	1,2,3,6,7,8-HxCDD	ng/kg_{lipid}	9	9	100%	38.2	70.6	45.1	47.5	9.3
Dioxins/Furans	1,2,3,6,7,8-HxCDF	ng/kg_{lipid}	9	9	100%	61.5	149	117	113	25.7
Dioxins/Furans	1,2,3,7,8,9-HxCDD	ng/kg_{lipid}	9	9	100%	4.85	13.1	7.59	8.67	3.14
Dioxins/Furans	1,2,3,7,8,9-HxCDF	ng/kg_{lipid}	9	8	89%	2.07	9.93	4.46	4.62	2.56
Dioxins/Furans	1,2,3,7,8-PCDD	ng/kg_{lipid}	9	7	78%	46.3	103	64.5	67	18.4
Dioxins/Furans	1,2,3,7,8-PCDF	ng/kg_{lipid}	9	9	100%	33.7	232	178	144	87
Dioxins/Furans	2,3,4,6,7,8-HxCDF	ng/kg_{lipid}	9	9	100%	10.4	18.7	13.8	14.8	2.81
Dioxins/Furans	2,3,4,7,8-PCDF	ng/kg_{lipid}	9	9	100%	189	332	282	280	46.9
Dioxins/Furans	2,3,7,8-TCDD	ng/kg_{lipid}	9	9	100%	849	5342	2880	3050	1520
Dioxins/Furans	2,3,7,8-TCDF	ng/kg_{lipid}	9	9	100%	204	442	296	308	79.1
Dioxins/Furans	OCDD	ng/kg_{lipid}	9	9	100%	33.8	103	60.4	64.5	24.9
Dioxins/Furans	OCDF	ng/kg_{lipid}	9	9	100%	6.15	34.0	11.5	12.8	8.4
PCB Congeners	PCB-1	ng/kg_{lipid}	9	9	100%	2809	5544	4764	4380	864
PCB Congeners	PCB-10	ng/kg_{lipid}	9	9	100%	4186	8000	5889	6040	1160
PCB Congeners	PCB-103	ng/kg_{lipid}	9	9	100%	35750	81667	55294	58900	14500
PCB Congeners	PCB-104	ng/kg_{lipid}	9	9	100%	4578	20556	11200	11500	4950
PCB Congeners	PCB-105	ng/kg_{lipid}	8	8	89%	604412	1455000	879464	952000	272000
PCB Congeners	PCB-107	ng/kg_{lipid}	9	9	100%	136579	355000	264444	262000	76600
PCB Congeners	PCB-108/124	ng/kg_{lipid}	9	9	100%	61053	166500	103571	106000	34100
PCB Congeners	PCB-11	ng/kg_{lipid}	9	9	100%	2763	16813	7368	7740	4600
PCB Congeners	PCB-110/115	ng/kg_{lipid}	8	8	89%	2205882	6100000	3209064	3380000	1230000
PCB Congeners	PCB-111	ng/kg_{lipid}	9	9	100%	2168	4311	3311	3310	776
PCB Congeners	PCB-112	ng/kg_{lipid}	6	3	33%	8933	16000	12000	12300	3540
PCB Congeners	PCB-114	ng/kg_{lipid}	9	9	100%	41316	106500	64786	68000	20900
PCB Congeners	PCB-118	ng/kg_{lipid}	9	9	100%	1952632	5300000	3237500	3230000	1010000
PCB Congeners	PCB-12/13	ng/kg_{lipid}	9	9	100%	700	2356	1630	1610	510
PCB Congeners	PCB-120	ng/kg_{lipid}	9	9	100%	9684	22300	17357	16700	3880
PCB Congeners	PCB-121	ng/kg_{lipid}	9	9	100%	1750	3900	2326	2650	793
PCB Congeners	PCB-122	ng/kg_{lipid}	9	8	89%	16053	40947	29905	28700	10200
PCB Congeners	PCB-123	ng/kg_{lipid}	9	8	89%	38382	93500	58933	61600	20500
PCB Congeners	PCB-126	ng/kg_{lipid}	2	1	11%	7022	7022	NA	NA	NA
PCB Congeners	PCB-127	ng/kg_{lipid}	8	8	89%	2816	6556	4437	4520	1180
PCB Congeners	PCB-128/166	ng/kg_{lipid}	9	9	100%	210263	640000	332857	356000	128000
PCB Congeners	PCB-129/138/163	ng/kg_{lipid}	9	9	100%	2207895	5200000	3621053	3360000	938000
PCB Congeners	PCB-130	ng/kg_{lipid}	6	6	67%	93421	267000	138913	154000	60500
PCB Congeners	PCB-131	ng/kg_{lipid}	6	6	67%	15947	38400	20291	23300	8080
PCB Congeners	PCB-132	ng/kg_{lipid}	6	6	67%	407895	1020000	516195	595000	222000
PCB Congeners	PCB-133	ng/kg_{lipid}	9	9	100%	50370	88000	61556	65200	12500
PCB Congeners	PCB-134	ng/kg_{lipid}	6	6	67%	79211	164500	95809	106000	31400
PCB Congeners	PCB-135/151	ng/kg_{lipid}	9	9	100%	637500	1465000	900000	900000	258000
PCB Congeners	PCB-136	ng/kg_{lipid}	9	9	100%	158750	375000	224286	226000	70000
PCB Congeners	PCB-137	ng/kg_{lipid}	6	6	67%	91579	282000	114118	141000	70300
PCB Congeners	PCB-139/140	ng/kg_{lipid}	6	6	67%	35526	92500	47108	54100	20000
PCB Congeners	PCB-141	ng/kg_{lipid}	9	9	100%	330000	695000	382353	432000	114000
PCB Congeners	PCB-142	ng/kg_{lipid}	6	3	33%	300	660	554	505	185
PCB Congeners	PCB-143	ng/kg_{lipid}	6	3	33%	7064	10300	10111	9160	1820

Table 3-29
Statistical Summary of Detected Analytes by Zone - White Perch (Whole Body) - Lipid Normalized

Parameter Group	Analyte	Units	Number of Valid Results[1]	Number of Detects	Detection Frequency	Minimum Detect	Maximum Detect	Median Value	Mean of Detects	Standard Deviation
PCB Congeners	PCB-144	ng/kg_{lipid}	6	6	67%	77500	188000	95849	109000	40400
PCB Congeners	PCB-145	ng/kg_{lipid}	9	7	78%	511	1875	879	944	465
PCB Congeners	PCB-146	ng/kg_{lipid}	5	5	56%	462222	750000	539706	571000	107000
PCB Congeners	PCB-147/149	ng/kg_{lipid}	6	6	67%	1423684	2585000	1709007	1850000	463000
PCB Congeners	PCB-148	ng/kg_{lipid}	5	5	56%	9200	15588	13857	13100	2600
PCB Congeners	PCB-15	ng/kg_{lipid}	9	7	78%	1589	7079	2613	2990	1900
PCB Congeners	PCB-150	ng/kg_{lipid}	9	9	100%	5925	14850	12053	11300	2960
PCB Congeners	PCB-152	ng/kg_{lipid}	9	9	100%	2619	6556	5564	5000	1470
PCB Congeners	PCB-153/168	ng/kg_{lipid}	6	6	67%	2276316	4475000	3236397	3230000	816000
PCB Congeners	PCB-154	ng/kg_{lipid}	6	6	67%	49438	117000	87782	87000	26000
PCB Congeners	PCB-155	ng/kg_{lipid}	9	9	100%	11188	44500	28632	28900	10900
PCB Congeners	PCB-156/157	ng/kg_{lipid}	9	9	100%	197368	565000	272143	304000	109000
PCB Congeners	PCB-158	ng/kg_{lipid}	6	6	67%	173421	436000	226195	253000	93500
PCB Congeners	PCB-16	ng/kg_{lipid}	5	5	56%	112143	192500	187111	165000	36100
PCB Congeners	PCB-162	ng/kg_{lipid}	9	9	100%	17053	44150	24667	25100	8190
PCB Congeners	PCB-164	ng/kg_{lipid}	6	6	67%	108947	245500	134680	152000	48500
PCB Congeners	PCB-165	ng/kg_{lipid}	5	5	56%	1882	2686	2074	2200	355
PCB Congeners	PCB-167	ng/kg_{lipid}	6	6	67%	73684	215000	103839	117000	49600
PCB Congeners	PCB-169	ng/kg_{lipid}	9	3	33%	221	395	313	310	87.2
PCB Congeners	PCB-17	ng/kg_{lipid}	9	9	100%	190625	460556	311852	318000	89700
PCB Congeners	PCB-170	ng/kg_{lipid}	9	9	100%	440741	705000	537143	572000	92200
PCB Congeners	PCB-171/173	ng/kg_{lipid}	4	4	44%	131778	191500	172321	167000	25500
PCB Congeners	PCB-172	ng/kg_{lipid}	6	6	67%	100789	138382	113393	116000	15500
PCB Congeners	PCB-174	ng/kg_{lipid}	5	5	56%	304444	448529	380000	383000	60000
PCB Congeners	PCB-175	ng/kg_{lipid}	4	4	44%	24667	34400	28460	29000	4030
PCB Congeners	PCB-176	ng/kg_{lipid}	6	6	67%	40222	63382	50137	51600	8700
PCB Congeners	PCB-177	ng/kg_{lipid}	5	5	56%	198000	313125	285000	270000	43700
PCB Congeners	PCB-178	ng/kg_{lipid}	4	4	44%	138667	205882	183107	178000	28800
PCB Congeners	PCB-179	ng/kg_{lipid}	9	9	100%	155778	277222	210714	208000	42200
PCB Congeners	PCB-18/30	ng/kg_{lipid}	9	9	100%	286250	744444	496296	516000	154000
PCB Congeners	PCB-180/193	ng/kg_{lipid}	9	9	100%	1296296	1926471	1664286	1640000	239000
PCB Congeners	PCB-181	ng/kg_{lipid}	4	4	44%	5733	9800	6373	7070	1870
PCB Congeners	PCB-182	ng/kg_{lipid}	4	4	44%	4356	6600	5908	5690	997
PCB Congeners	PCB-183/185	ng/kg_{lipid}	4	4	44%	415556	565000	496205	493000	62000
PCB Congeners	PCB-184	ng/kg_{lipid}	9	9	100%	2413	4500	3830	3590	719
PCB Congeners	PCB-186	ng/kg_{lipid}	6	5	56%	94.7	238	182	178	54.6
PCB Congeners	PCB-187	ng/kg_{lipid}	5	5	56%	1011111	1485294	1321429	1270000	176000
PCB Congeners	PCB-188	ng/kg_{lipid}	9	9	100%	3769	6515	5100	5120	962
PCB Congeners	PCB-189	ng/kg_{lipid}	9	9	100%	17815	32750	22156	24100	4690
PCB Congeners	PCB-19	ng/kg_{lipid}	9	9	100%	48235	87778	58000	59900	11900
PCB Congeners	PCB-190	ng/kg_{lipid}	9	9	100%	100370	161765	127857	131000	22300
PCB Congeners	PCB-191	ng/kg_{lipid}	6	6	67%	20156	30700	24100	25100	4040
PCB Congeners	PCB-192	ng/kg_{lipid}	6	4	44%	181	529	433	394	150
PCB Congeners	PCB-194	ng/kg_{lipid}	9	9	100%	213704	347059	271111	278000	45800
PCB Congeners	PCB-195	ng/kg_{lipid}	9	9	100%	74074	125588	101000	102000	17400
PCB Congeners	PCB-196	ng/kg_{lipid}	9	9	100%	115556	194118	153421	157000	26900
PCB Congeners	PCB-197/200	ng/kg_{lipid}	9	9	100%	22926	38278	30857	30900	5190
PCB Congeners	PCB-198/199	ng/kg_{lipid}	6	6	67%	335625	485294	377659	397000	60800
PCB Congeners	PCB-2	ng/kg_{lipid}	9	9	100%	141	328	223	235	64.3
PCB Congeners	PCB-20/28	ng/kg_{lipid}	9	9	100%	1044118	2850000	1818519	1820000	602000
PCB Congeners	PCB-201	ng/kg_{lipid}	9	9	100%	33444	57895	45143	46900	8420
PCB Congeners	PCB-202	ng/kg_{lipid}	9	9	100%	85556	141667	125714	119000	19500
PCB Congeners	PCB-203	ng/kg_{lipid}	6	6	67%	212500	342647	272738	282000	49500
PCB Congeners	PCB-204	ng/kg_{lipid}	9	8	89%	361	684	567	552	119
PCB Congeners	PCB-205	ng/kg_{lipid}	9	9	100%	9815	17941	15368	14100	2610
PCB Congeners	PCB-206	ng/kg_{lipid}	9	9	100%	135263	211053	191500	176000	29300
PCB Congeners	PCB-207	ng/kg_{lipid}	9	9	100%	13263	23389	18063	18300	3420

Table 3-29
Statistical Summary of Detected Analytes by Zone - White Perch (Whole Body) - Lipid Normalized

Parameter Group	Analyte	Units	Number of Valid Results[1]	Number of Detects	Detection Frequency	Minimum Detect	Maximum Detect	Median Value	Mean of Detects	Standard Deviation
PCB Congeners	PCB-208	ng/kg_{lipid}	9	9	100%	36316	68421	55313	55100	11400
PCB Congeners	PCB-209	ng/kg_{lipid}	9	9	100%	47105	101778	71500	72300	17700
PCB Congeners	PCB-21/33	ng/kg_{lipid}	9	9	100%	145441	430556	223571	253000	83600
PCB Congeners	PCB-22	ng/kg_{lipid}	9	9	100%	176471	545556	300000	334000	118000
PCB Congeners	PCB-23	ng/kg_{lipid}	9	9	100%	387	1594	756	850	348
PCB Congeners	PCB-24	ng/kg_{lipid}	9	5	56%	3214	8611	5963	6000	1960
PCB Congeners	PCB-25	ng/kg_{lipid}	9	9	100%	99474	526316	204500	243000	146000
PCB Congeners	PCB-26/29	ng/kg_{lipid}	9	9	100%	189706	768421	320741	378000	207000
PCB Congeners	PCB-27	ng/kg_{lipid}	7	7	78%	47059	100556	62593	66500	17100
PCB Congeners	PCB-3	ng/kg_{lipid}	6	3	33%	292	479	438	403	98.3
PCB Congeners	PCB-31	ng/kg_{lipid}	9	9	100%	582353	1447368	871429	958000	325000
PCB Congeners	PCB-32	ng/kg_{lipid}	9	9	100%	167647	426667	272963	274000	85200
PCB Congeners	PCB-34	ng/kg_{lipid}	9	9	100%	7184	23105	14148	13700	6000
PCB Congeners	PCB-37	ng/kg_{lipid}	9	9	100%	9684	43778	27370	27300	11000
PCB Congeners	PCB-38	ng/kg_{lipid}	9	9	100%	608	2932	1579	1590	918
PCB Congeners	PCB-39	ng/kg_{lipid}	9	9	100%	4079	11526	7815	7540	2570
PCB Congeners	PCB-4	ng/kg_{lipid}	9	9	100%	45929	80556	59500	60300	11900
PCB Congeners	PCB-40/71	ng/kg_{lipid}	9	9	100%	718421	1689474	1142857	1150000	358000
PCB Congeners	PCB-41	ng/kg_{lipid}	6	5	56%	35735	98000	69333	72600	25800
PCB Congeners	PCB-42	ng/kg_{lipid}	6	6	67%	476316	985000	659152	711000	223000
PCB Congeners	PCB-43	ng/kg_{lipid}	9	9	100%	69375	157778	100714	110000	33900
PCB Congeners	PCB-44/47/65	ng/kg_{lipid}	9	9	100%	2084211	4527778	3288889	3230000	929000
PCB Congeners	PCB-45	ng/kg_{lipid}	9	9	100%	117500	361111	217556	217000	80600
PCB Congeners	PCB-46	ng/kg_{lipid}	9	9	100%	58500	134444	83333	90600	28900
PCB Congeners	PCB-48	ng/kg_{lipid}	9	9	100%	233125	541111	362222	373000	110000
PCB Congeners	PCB-49/69	ng/kg_{lipid}	9	9	100%	1428947	3836842	2607143	2550000	813000
PCB Congeners	PCB-5	ng/kg_{lipid}	9	9	100%	303	817	526	533	177
PCB Congeners	PCB-50/53	ng/kg_{lipid}	9	9	100%	248529	594444	360741	390000	121000
PCB Congeners	PCB-51	ng/kg_{lipid}	9	9	100%	193125	463889	310526	304000	86600
PCB Congeners	PCB-52	ng/kg_{lipid}	9	9	100%	1934211	5157895	3578571	3580000	1190000
PCB Congeners	PCB-54	ng/kg_{lipid}	9	9	100%	8933	26222	14158	15400	5480
PCB Congeners	PCB-55	ng/kg_{lipid}	6	4	44%	10289	30667	17136	18800	8570
PCB Congeners	PCB-56	ng/kg_{lipid}	6	6	67%	489474	942857	745000	724000	202000
PCB Congeners	PCB-57	ng/kg_{lipid}	6	6	67%	6500	18750	11455	12500	5100
PCB Congeners	PCB-58	ng/kg_{lipid}	6	6	67%	5921	18244	10978	11700	4470
PCB Congeners	PCB-6	ng/kg_{lipid}	9	9	100%	13063	60889	21105	24800	14500
PCB Congeners	PCB-60	ng/kg_{lipid}	9	9	100%	195588	471667	344444	344000	99100
PCB Congeners	PCB-61/70/74/76	ng/kg_{lipid}	9	9	100%	2763158	6789474	4890000	4730000	1360000
PCB Congeners	PCB-62/75	ng/kg_{lipid}	9	9	100%	158684	346667	238571	242000	73500
PCB Congeners	PCB-63	ng/kg_{lipid}	6	6	67%	77368	173333	118482	123000	38600
PCB Congeners	PCB-64	ng/kg_{lipid}	9	9	100%	728947	1642105	1185714	1170000	349000
PCB Congeners	PCB-66	ng/kg_{lipid}	6	6	67%	1808824	3440000	3067708	2750000	751000
PCB Congeners	PCB-67	ng/kg_{lipid}	9	9	100%	47105	116316	76667	77300	25400
PCB Congeners	PCB-68	ng/kg_{lipid}	6	6	67%	22395	45556	34821	34700	9540
PCB Congeners	PCB-7	ng/kg_{lipid}	9	9	100%	1206	3178	1640	1820	615
PCB Congeners	PCB-72	ng/kg_{lipid}	6	6	67%	23474	64444	42674	43800	14500
PCB Congeners	PCB-73	ng/kg_{lipid}	9	6	67%	9100	19056	10566	12300	3980
PCB Congeners	PCB-77	ng/kg_{lipid}	9	9	100%	70263	196667	117037	128000	39500
PCB Congeners	PCB-79	ng/kg_{lipid}	9	9	100%	10842	32600	20926	22000	8090
PCB Congeners	PCB-8	ng/kg_{lipid}	9	9	100%	33438	75333	48200	49700	13900
PCB Congeners	PCB-80	ng/kg_{lipid}	9	3	33%	123	505	176	268	207
PCB Congeners	PCB-81	ng/kg_{lipid}	9	9	100%	3824	8789	5736	5790	1910
PCB Congeners	PCB-82	ng/kg_{lipid}	6	6	67%	141053	426000	219688	238000	101000
PCB Congeners	PCB-83	ng/kg_{lipid}	6	6	67%	77368	259500	120146	133000	66600
PCB Congeners	PCB-84	ng/kg_{lipid}	9	9	100%	276316	920000	489286	513000	197000
PCB Congeners	PCB-85/116/117	ng/kg_{lipid}	9	9	100%	339474	1060000	597143	625000	221000
PCB Congeners	PCB-86/87/97/109/119/125	ng/kg_{lipid}	9	9	100%	976316	3040000	1706667	1700000	617000

Table 3-29
Statistical Summary of Detected Analytes by Zone - White Perch (Whole Body) - Lipid Normalized

Parameter Group	Analyte	Units	Number of Valid Results[1]	Number of Detects	Detection Frequency	Minimum Detect	Maximum Detect	Median Value	Mean of Detects	Standard Deviation
PCB Congeners	PCB-89	ng/kg_{lipid}	9	9	100%	16737	47250	29500	31400	11300
PCB Congeners	PCB-9	ng/kg_{lipid}	9	9	100%	2088	5622	3405	3600	1130
PCB Congeners	PCB-90/101/113	ng/kg_{lipid}	6	6	67%	1781579	5200000	2836806	3070000	1190000
PCB Congeners	PCB-91	ng/kg_{lipid}	9	9	100%	273684	845000	490000	501000	178000
PCB Congeners	PCB-92	ng/kg_{lipid}	6	6	67%	334211	1000000	523125	571000	229000
PCB Congeners	PCB-93/100	ng/kg_{lipid}	9	9	100%	76875	213889	138088	143000	42500
PCB Congeners	PCB-94	ng/kg_{lipid}	9	9	100%	23625	53056	32105	36400	9040
PCB Congeners	PCB-95	ng/kg_{lipid}	9	9	100%	1169118	3340000	1913333	1940000	680000
PCB Congeners	PCB-96	ng/kg_{lipid}	9	9	100%	12750	32200	20643	22200	6580
PCB Congeners	PCB-98/102	ng/kg_{lipid}	9	9	100%	102500	219000	157857	155000	42200
PCB Congeners	PCB-99	ng/kg_{lipid}	6	6	67%	1157895	3300000	1972500	2070000	716000
PCB Congeners	Total PCB Congeners (209)	ng/kg_{lipid}	9	9	100%	39400000	95200000	60200000	61000000	16900000
Pesticides	2,4'-DDD	pg/g_{lipid}	9	9	100%	401471	6250000	1117778	2030000	1920000
Pesticides	2,4'-DDE	pg/g_{lipid}	9	9	100%	197059	762500	497000	514000	186000
Pesticides	2,4'-DDT	pg/g_{lipid}	9	9	100%	12632	1381250	49600	252000	462000
Pesticides	4,4'-DDD	pg/g_{lipid}	9	9	100%	1500000	16187500	4071429	5790000	4590000
Pesticides	4,4'-DDE	pg/g_{lipid}	9	9	100%	3308824	9437500	6052632	6640000	1860000
Pesticides	4,4'-DDT	pg/g_{lipid}	9	9	100%	96176	3743750	282500	795000	1240000
Pesticides	Aldrin	pg/g_{lipid}	9	9	100%	2447	5378	3750	3820	1030
Pesticides	Alpha BHC	pg/g_{lipid}	9	8	89%	1616	6456	3344	3550	1910
Pesticides	Beta BHC	pg/g_{lipid}	9	7	78%	1331	2800	2211	2170	507
Pesticides	cis-Chlordane	pg/g_{lipid}	9	9	100%	1080882	3011111	1789474	1990000	644000
Pesticides	cis-Nonachlor	pg/g_{lipid}	9	9	100%	422059	883333	607407	635000	135000
Pesticides	Delta BHC	pg/g_{lipid}	9	1	11%	198	198	NA	NA	NA
Pesticides	Dieldrin	pg/g_{lipid}	9	9	100%	157353	870000	563750	545000	239000
Pesticides	Endosulfan sulfate	pg/g_{lipid}	9	2	22%	1180	3778	2479	2480	1840
Pesticides	Endrin	pg/g_{lipid}	9	4	44%	1603	2855	2408	2320	536
Pesticides	Endrin ketone	pg/g_{lipid}	9	2	22%	8579	15978	12278	12300	5230
Pesticides	Gamma BHC (Lindane)	pg/g_{lipid}	9	9	100%	1341	2567	1911	1880	429
Pesticides	Heptachlor	pg/g_{lipid}	9	8	89%	550	2457	1187	1330	625
Pesticides	Heptachlor epoxide	pg/g_{lipid}	9	9	100%	102105	210000	127407	131000	35200
Pesticides	Hexachlorobenzene	pg/g_{lipid}	9	9	100%	64889	165556	105789	108000	28800
Pesticides	Mirex	pg/g_{lipid}	9	9	100%	10176	29278	13178	16000	6450
Pesticides	Oxychlordane	pg/g_{lipid}	9	9	100%	155778	365556	180882	202000	65400
Pesticides	Total Alpha + Gamma Chlordane	pg/g_{lipid}	9	9	100%	1420000	3700000	2190000	2460000	739000
Pesticides	Total DDT (2,4 & 4,4)	pg/g_{lipid}	9	9	100%	5520000	37800000	11700000	16000000	9920000
Pesticides	Total DDT (2,4)	pg/g_{lipid}	9	9	100%	611000	8390000	1610000	2790000	2510000
Pesticides	Total DDT (4,4)	pg/g_{lipid}	9	9	100%	4910000	29400000	9760000	13200000	7430000
Pesticides	Trans-chlordane	pg/g_{lipid}	9	9	100%	336765	688889	477778	468000	111000
Pesticides	Trans-nonachlor	pg/g_{lipid}	9	9	100%	972059	2395000	1792857	1750000	409000
Semivolatiles	1-Methylnaphthalene	ug/kg_{lipid}	9	3	33%	222	706	237	388	275
Semivolatiles	2,6-Dinitrotoluene	ug/kg_{lipid}	9	1	11%	14444	14444	NA	NA	NA
Semivolatiles	2-Methylnaphthalene	ug/kg_{lipid}	9	3	33%	267	1279	289	612	578
Semivolatiles	Acenaphthene	ug/kg_{lipid}	9	4	44%	368	765	459	513	180
Semivolatiles	Acenaphthylene	ug/kg_{lipid}	9	1	11%	279	279	NA	NA	NA
Semivolatiles	Anthracene	ug/kg_{lipid}	9	1	11%	206	206	NA	NA	NA
Semivolatiles	Atrazine	ug/kg_{lipid}	9	1	11%	40741	40741	NA	NA	NA
Semivolatiles	Benzyl butyl phthalate	ug/kg_{lipid}	9	1	11%	59259	59259	NA	NA	NA
Semivolatiles	C1-Naphthalenes	ug/kg_{lipid}	9	3	33%	356	1324	368	683	555
Semivolatiles	C2-Naphthalenes	ug/kg_{lipid}	9	5	56%	553	912	815	754	167
Semivolatiles	C3-Naphthalenes	ug/kg_{lipid}	9	3	33%	342	588	467	466	123
Semivolatiles	Di-n-butyl phthalate	ug/kg_{lipid}	9	1	11%	59259	59259	NA	NA	NA
Semivolatiles	Fluoranthene	ug/kg_{lipid}	9	4	44%	196	929	417	490	330
Semivolatiles	Fluorene	ug/kg_{lipid}	9	3	33%	229	559	289	359	176
Semivolatiles	Naphthalene	ug/kg_{lipid}	9	9	100%	153	6786	4947	4170	2380
Semivolatiles	Phenanthrene	ug/kg_{lipid}	9	9	100%	289	1214	852	815	291
Semivolatiles	Pyrene	ug/kg_{lipid}	9	1	11%	191	191	NA	NA	NA

Table 3-29
Statistical Summary of Detected Analytes by Zone - White Perch (Whole Body) - Lipid Normalized

Parameter Group	Analyte	Units	Number of Valid Results[1]	Number of Detects	Detection Frequency	Minimum Detect	Maximum Detect	Median Value	Mean of Detects	Standard Deviation
Semivolatiles	Total HMW PAHs	ug/kg_{lipid}	9	4	44%	196	929	514	538	303
Semivolatiles	Total LMW PAHs	ug/kg_{lipid}	9	9	100%	1330	9000	5810	5590	2600
Semivolatiles	Total PAHs	ug/kg_{lipid}	9	9	100%	1330	9470	6370	5830	2770
CENTRAL ZONE										
Aroclor PCBs	Aroclor 1248	ug/kg_{lipid}	9	9	100%	18333	97436	38182	48800	28400
Aroclor PCBs	Aroclor 1254	ug/kg_{lipid}	9	8	89%	24000	88462	43328	50500	24100
Aroclor PCBs	Aroclor 1260	ug/kg_{lipid}	9	9	100%	6400	25000	13125	14700	6550
Aroclor PCBs	Total Aroclor PCBs (Sum Of 7 Aroclors)	ug/kg_{lipid}	9	9	100%	29000	208000	89600	109000	62000
Aroclor PCBs	Total Aroclor PCBs (Sum Of 9 Aroclors)	ug/kg_{lipid}	9	9	100%	29000	208000	89600	109000	62000
Butyltins	Tributyltin	ug/kg_{lipid}	9	8	89%	92.0	628	384	364	192
Dioxins/Furans	1,2,3,4,6,7,8-HpCDD	ng/kg_{lipid}	9	9	100%	24.7	60.4	40.9	41.4	10.9
Dioxins/Furans	1,2,3,4,6,7,8-HpCDF	ng/kg_{lipid}	9	9	100%	131	1076	337	441	294
Dioxins/Furans	1,2,3,4,7,8,9-HpCDF	ng/kg_{lipid}	9	7	78%	2.45	12.1	8.96	8	3.16
Dioxins/Furans	1,2,3,4,7,8-HxCDD	ng/kg_{lipid}	9	9	100%	12.5	32.8	18.1	21.7	7.12
Dioxins/Furans	1,2,3,4,7,8-HxCDF	ng/kg_{lipid}	9	9	100%	110	391	156	200	95.3
Dioxins/Furans	1,2,3,6,7,8-HxCDD	ng/kg_{lipid}	9	9	100%	38.6	75.1	52.9	54.6	10.9
Dioxins/Furans	1,2,3,6,7,8-HxCDF	ng/kg_{lipid}	9	9	100%	105	1013	256	400	316
Dioxins/Furans	1,2,3,7,8,9-HxCDD	ng/kg_{lipid}	9	9	100%	7.76	14.9	10.7	11	2.78
Dioxins/Furans	1,2,3,7,8,9-HxCDF	ng/kg_{lipid}	9	8	89%	3.83	17.8	6.93	8.09	4.68
Dioxins/Furans	1,2,3,7,8-PCDD	ng/kg_{lipid}	9	7	78%	64.7	107	75.8	79.1	15.1
Dioxins/Furans	1,2,3,7,8-PCDF	ng/kg_{lipid}	9	9	100%	61.8	360	186	173	102
Dioxins/Furans	2,3,4,6,7,8-HxCDF	ng/kg_{lipid}	9	9	100%	15.1	58.2	20.8	26.1	13.2
Dioxins/Furans	2,3,4,7,8-PCDF	ng/kg_{lipid}	9	9	100%	370	1158	499	558	251
Dioxins/Furans	2,3,7,8-TCDD	ng/kg_{lipid}	9	9	100%	976	4358	2328	2690	1080
Dioxins/Furans	2,3,7,8-TCDF	ng/kg_{lipid}	9	9	100%	292	659	404	435	115
Dioxins/Furans	OCDD	ng/kg_{lipid}	9	9	100%	57.0	212	93.3	110	47.9
Dioxins/Furans	OCDF	ng/kg_{lipid}	9	9	100%	18.8	112	23.9	37.1	29.2
PCB Congeners	PCB-1	ng/kg_{lipid}	9	9	100%	3193	9872	5750	5940	2180
PCB Congeners	PCB-10	ng/kg_{lipid}	9	9	100%	5400	12487	8600	8540	2320
PCB Congeners	PCB-103	ng/kg_{lipid}	9	9	100%	35000	145000	68750	80600	36800
PCB Congeners	PCB-104	ng/kg_{lipid}	9	9	100%	4959	44300	11880	15400	11600
PCB Congeners	PCB-105	ng/kg_{lipid}	5	5	56%	556667	1266667	967532	916000	303000
PCB Congeners	PCB-106	ng/kg_{lipid}	9	1	11%	883	883	NA	NA	NA
PCB Congeners	PCB-107	ng/kg_{lipid}	9	9	100%	168667	543590	245000	277000	118000
PCB Congeners	PCB-108/124	ng/kg_{lipid}	9	9	100%	70000	214103	97600	111000	45200
PCB Congeners	PCB-11	ng/kg_{lipid}	9	9	100%	3117	14675	6775	7960	3990
PCB Congeners	PCB-110/115	ng/kg_{lipid}	4	4	44%	2505882	5441667	3959221	3970000	1240000
PCB Congeners	PCB-111	ng/kg_{lipid}	9	9	100%	3053	7050	4701	4960	1590
PCB Congeners	PCB-112	ng/kg_{lipid}	9	3	33%	6833	24167	17900	16300	8780
PCB Congeners	PCB-114	ng/kg_{lipid}	9	9	100%	41333	137179	65000	72700	30200
PCB Congeners	PCB-118	ng/kg_{lipid}	9	9	100%	1923333	6769231	3424000	3540000	1440000
PCB Congeners	PCB-12/13	ng/kg_{lipid}	9	9	100%	730	2282	1520	1460	487
PCB Congeners	PCB-120	ng/kg_{lipid}	9	9	100%	14176	37051	21688	23800	8170
PCB Congeners	PCB-121	ng/kg_{lipid}	9	9	100%	1794	5780	3056	3510	1270
PCB Congeners	PCB-122	ng/kg_{lipid}	9	9	100%	15267	67692	29040	31600	15500
PCB Congeners	PCB-123	ng/kg_{lipid}	9	9	100%	38000	156410	68800	73700	35400
PCB Congeners	PCB-126	ng/kg_{lipid}	3	3	33%	3767	8805	5488	6020	2560
PCB Congeners	PCB-127	ng/kg_{lipid}	9	9	100%	1855	8282	4200	4520	1840
PCB Congeners	PCB-128/166	ng/kg_{lipid}	9	9	100%	253636	630769	390000	416000	135000
PCB Congeners	PCB-129/138/163	ng/kg_{lipid}	9	9	100%	2245455	5589744	3800000	3860000	1190000
PCB Congeners	PCB-130	ng/kg_{lipid}	9	9	100%	111818	279487	190333	186000	59300
PCB Congeners	PCB-131	ng/kg_{lipid}	9	9	100%	15545	42436	27013	26700	9210
PCB Congeners	PCB-132	ng/kg_{lipid}	9	9	100%	426364	1125641	696104	706000	238000
PCB Congeners	PCB-133	ng/kg_{lipid}	9	9	100%	49118	129487	77500	81800	25800
PCB Congeners	PCB-134	ng/kg_{lipid}	9	9	100%	86471	208974	121558	131000	39500
PCB Congeners	PCB-135/151	ng/kg_{lipid}	9	9	100%	605882	1750000	1066234	1140000	401000
PCB Congeners	PCB-136	ng/kg_{lipid}	9	9	100%	151765	465385	240260	278000	100000
PCB Congeners	PCB-137	ng/kg_{lipid}	9	9	100%	95294	258974	168831	162000	55500

Table 3-29
Statistical Summary of Detected Analytes by Zone - White Perch (Whole Body) - Lipid Normalized

Parameter Group	Analyte	Units	Number of Valid Results[1]	Number of Detects	Detection Frequency	Minimum Detect	Maximum Detect	Median Value	Mean of Detects	Standard Deviation
PCB Congeners	PCB-139/140	ng/kg_{lipid}	9	9	100%	37824	100641	62468	64700	21700
PCB Congeners	PCB-141	ng/kg_{lipid}	9	9	100%	288235	803846	456000	504000	174000
PCB Congeners	PCB-142	ng/kg_{lipid}	9	6	67%	339	1436	665	752	399
PCB Congeners	PCB-143	ng/kg_{lipid}	9	6	67%	6560	15400	10637	10700	3730
PCB Congeners	PCB-144	ng/kg_{lipid}	9	9	100%	63529	205833	120649	131000	49700
PCB Congeners	PCB-145	ng/kg_{lipid}	9	9	100%	572	2083	1117	1180	593
PCB Congeners	PCB-146	ng/kg_{lipid}	4	4	44%	405294	983333	736006	715000	241000
PCB Congeners	PCB-147/149	ng/kg_{lipid}	9	9	100%	1363636	3512821	2298701	2310000	758000
PCB Congeners	PCB-148	ng/kg_{lipid}	9	9	100%	6941	22667	15250	15700	5250
PCB Congeners	PCB-15	ng/kg_{lipid}	9	2	22%	1093	8857	4975	4980	5490
PCB Congeners	PCB-150	ng/kg_{lipid}	9	9	100%	6412	23974	14188	14600	5680
PCB Congeners	PCB-152	ng/kg_{lipid}	9	9	100%	2135	9020	5320	5790	2250
PCB Congeners	PCB-153/168	ng/kg_{lipid}	9	9	100%	2250000	5683333	4363636	3910000	1200000
PCB Congeners	PCB-154	ng/kg_{lipid}	9	9	100%	52529	175641	110000	114000	40500
PCB Congeners	PCB-155	ng/kg_{lipid}	9	9	100%	13118	47692	26753	31300	11300
PCB Congeners	PCB-156/157	ng/kg_{lipid}	9	9	100%	220588	523077	293125	324000	105000
PCB Congeners	PCB-158	ng/kg_{lipid}	9	9	100%	178636	438462	306000	297000	96200
PCB Congeners	PCB-16	ng/kg_{lipid}	9	9	100%	104706	280000	211600	196000	64600
PCB Congeners	PCB-161	ng/kg_{lipid}	5	1	11%	887	887	NA	NA	NA
PCB Congeners	PCB-162	ng/kg_{lipid}	9	9	100%	10433	46667	29200	28900	11400
PCB Congeners	PCB-164	ng/kg_{lipid}	9	9	100%	105294	275641	179221	179000	57900
PCB Congeners	PCB-165	ng/kg_{lipid}	4	4	44%	1776	4400	3579	3330	1150
PCB Congeners	PCB-167	ng/kg_{lipid}	9	9	100%	78636	191026	107500	123000	41400
PCB Congeners	PCB-17	ng/kg_{lipid}	9	9	100%	210000	648000	378400	391000	154000
PCB Congeners	PCB-170	ng/kg_{lipid}	9	9	100%	420000	1041667	636667	686000	216000
PCB Congeners	PCB-171/173	ng/kg_{lipid}	4	4	44%	124706	293333	222747	216000	70600
PCB Congeners	PCB-172	ng/kg_{lipid}	9	9	100%	82941	206667	140333	139000	43100
PCB Congeners	PCB-174	ng/kg_{lipid}	5	5	56%	234706	590000	423333	423000	127000
PCB Congeners	PCB-175	ng/kg_{lipid}	5	5	56%	21941	53250	39667	38800	11500
PCB Congeners	PCB-176	ng/kg_{lipid}	9	9	100%	34882	94744	56104	61600	19400
PCB Congeners	PCB-177	ng/kg_{lipid}	4	4	44%	221765	447500	369084	352000	99200
PCB Congeners	PCB-178	ng/kg_{lipid}	5	5	56%	132941	301667	234667	226000	61100
PCB Congeners	PCB-179	ng/kg_{lipid}	9	9	100%	133529	370513	216400	236000	73800
PCB Congeners	PCB-18/30	ng/kg_{lipid}	9	9	100%	321176	1010000	603750	617000	241000
PCB Congeners	PCB-180/193	ng/kg_{lipid}	9	9	100%	1154545	2941667	1800000	1940000	582000
PCB Congeners	PCB-181	ng/kg_{lipid}	4	4	44%	4647	11417	8785	8410	2920
PCB Congeners	PCB-182	ng/kg_{lipid}	5	5	56%	3294	9500	8150	7050	2450
PCB Congeners	PCB-183/185	ng/kg_{lipid}	5	5	56%	364706	900000	636667	648000	193000
PCB Congeners	PCB-184	ng/kg_{lipid}	9	9	100%	2400	9577	4640	4920	2100
PCB Congeners	PCB-186	ng/kg_{lipid}	9	2	22%	130	164	147	147	24
PCB Congeners	PCB-187	ng/kg_{lipid}	5	5	56%	917647	2200000	1690000	1630000	465000
PCB Congeners	PCB-188	ng/kg_{lipid}	9	9	100%	3488	10795	6000	6720	2230
PCB Congeners	PCB-189	ng/kg_{lipid}	9	9	100%	17636	39103	24750	26800	8140
PCB Congeners	PCB-19	ng/kg_{lipid}	9	9	100%	43000	105000	64375	71200	20700
PCB Congeners	PCB-190	ng/kg_{lipid}	9	9	100%	91765	237500	146875	154000	48200
PCB Congeners	PCB-191	ng/kg_{lipid}	9	9	100%	17706	46833	28100	29700	9380
PCB Congeners	PCB-192	ng/kg_{lipid}	9	7	78%	242	862	435	513	240
PCB Congeners	PCB-194	ng/kg_{lipid}	9	9	100%	179091	512500	300000	312000	109000
PCB Congeners	PCB-195	ng/kg_{lipid}	9	9	100%	70588	168333	103125	111000	35300
PCB Congeners	PCB-196	ng/kg_{lipid}	9	9	100%	107273	273333	160625	179000	57200
PCB Congeners	PCB-197/200	ng/kg_{lipid}	9	9	100%	20294	52564	31438	31100	10200
PCB Congeners	PCB-198/199	ng/kg_{lipid}	9	9	100%	285000	662821	414375	459000	143000
PCB Congeners	PCB-2	ng/kg_{lipid}	9	7	78%	175	558	328	333	125
PCB Congeners	PCB-20/28	ng/kg_{lipid}	9	9	100%	826667	3000000	1900000	1820000	705000
PCB Congeners	PCB-201	ng/kg_{lipid}	9	9	100%	33235	81923	49000	52300	16500
PCB Congeners	PCB-202	ng/kg_{lipid}	9	9	100%	93529	224359	136875	149000	46300
PCB Congeners	PCB-203	ng/kg_{lipid}	9	9	100%	195294	490833	309375	327000	105000

Table 3-29
Statistical Summary of Detected Analytes by Zone - White Perch (Whole Body) - Lipid Normalized

Parameter Group	Analyte	Units	Number of Valid Results[1]	Number of Detects	Detection Frequency	Minimum Detect	Maximum Detect	Median Value	Mean of Detects	Standard Deviation
PCB Congeners	PCB-204	ng/kg_{lipid}	9	8	89%	420	1245	582	695	299
PCB Congeners	PCB-205	ng/kg_{lipid}	9	9	100%	9824	23917	14375	15200	4820
PCB Congeners	PCB-206	ng/kg_{lipid}	9	9	100%	124118	308974	191667	208000	67900
PCB Congeners	PCB-207	ng/kg_{lipid}	9	9	100%	12647	34615	20260	21800	7430
PCB Congeners	PCB-208	ng/kg_{lipid}	9	9	100%	40000	108205	63636	69600	22500
PCB Congeners	PCB-209	ng/kg_{lipid}	9	9	100%	52765	139744	82078	87500	29500
PCB Congeners	PCB-21/33	ng/kg_{lipid}	9	9	100%	129412	352564	273000	248000	84500
PCB Congeners	PCB-22	ng/kg_{lipid}	9	9	100%	147667	500000	359375	324000	122000
PCB Congeners	PCB-23	ng/kg_{lipid}	9	9	100%	416	1083	840	763	245
PCB Congeners	PCB-24	ng/kg_{lipid}	9	3	33%	3307	14167	8430	8630	5430
PCB Congeners	PCB-25	ng/kg_{lipid}	9	9	100%	116667	540000	216250	260000	154000
PCB Congeners	PCB-26/29	ng/kg_{lipid}	9	9	100%	165000	703000	328125	376000	201000
PCB Congeners	PCB-27	ng/kg_{lipid}	9	9	100%	49667	124000	77200	82700	25500
PCB Congeners	PCB-3	ng/kg_{lipid}	9	4	44%	505	1140	710	766	267
PCB Congeners	PCB-31	ng/kg_{lipid}	9	9	100%	480000	1782051	1093750	1070000	437000
PCB Congeners	PCB-32	ng/kg_{lipid}	9	9	100%	180588	557000	310625	326000	131000
PCB Congeners	PCB-34	ng/kg_{lipid}	9	9	100%	7235	29872	14250	14800	7210
PCB Congeners	PCB-37	ng/kg_{lipid}	9	9	100%	17375	40800	22250	26300	9010
PCB Congeners	PCB-38	ng/kg_{lipid}	9	9	100%	750	2667	1356	1460	616
PCB Congeners	PCB-39	ng/kg_{lipid}	9	9	100%	3700	14487	6688	7170	3350
PCB Congeners	PCB-4	ng/kg_{lipid}	9	9	100%	49412	113590	74545	76400	21500
PCB Congeners	PCB-40/71	ng/kg_{lipid}	9	9	100%	770588	2576923	1206250	1420000	667000
PCB Congeners	PCB-41	ng/kg_{lipid}	9	9	100%	44941	140000	70000	83100	34200
PCB Congeners	PCB-42	ng/kg_{lipid}	9	9	100%	502353	1935897	832000	1010000	499000
PCB Congeners	PCB-43	ng/kg_{lipid}	9	9	100%	67647	261538	108125	137000	67900
PCB Congeners	PCB-44/47/65	ng/kg_{lipid}	9	9	100%	2194118	7650000	3356250	4110000	2030000
PCB Congeners	PCB-45	ng/kg_{lipid}	9	9	100%	132353	401282	230000	248000	90700
PCB Congeners	PCB-46	ng/kg_{lipid}	9	9	100%	55412	175000	96875	107000	43900
PCB Congeners	PCB-48	ng/kg_{lipid}	9	9	100%	227059	783333	369200	445000	191000
PCB Congeners	PCB-49/69	ng/kg_{lipid}	9	9	100%	1882353	5884615	2512500	3180000	1530000
PCB Congeners	PCB-5	ng/kg_{lipid}	9	9	100%	369	913	610	593	167
PCB Congeners	PCB-50/53	ng/kg_{lipid}	9	9	100%	257647	1010000	408000	506000	249000
PCB Congeners	PCB-51	ng/kg_{lipid}	9	9	100%	162353	1210000	309600	440000	316000
PCB Congeners	PCB-52	ng/kg_{lipid}	9	9	100%	2629412	7692308	3450000	4200000	1830000
PCB Congeners	PCB-54	ng/kg_{lipid}	9	9	100%	6824	66300	17760	21300	17700
PCB Congeners	PCB-55	ng/kg_{lipid}	9	8	89%	10318	35385	20008	20500	8360
PCB Congeners	PCB-56	ng/kg_{lipid}	9	9	100%	500000	1935897	868750	966000	442000
PCB Congeners	PCB-57	ng/kg_{lipid}	9	8	89%	8900	39231	12610	18300	10400
PCB Congeners	PCB-58	ng/kg_{lipid}	9	9	100%	8471	41923	15560	18500	10400
PCB Congeners	PCB-6	ng/kg_{lipid}	8	8	89%	12000	36800	20918	22800	8110
PCB Congeners	PCB-60	ng/kg_{lipid}	9	9	100%	178000	685897	336400	370000	156000
PCB Congeners	PCB-61/70/74/76	ng/kg_{lipid}	9	9	100%	2696667	10294872	4454545	5260000	2280000
PCB Congeners	PCB-62/75	ng/kg_{lipid}	9	9	100%	157059	561538	265600	309000	137000
PCB Congeners	PCB-63	ng/kg_{lipid}	9	9	100%	85667	332051	129481	160000	80700
PCB Congeners	PCB-64	ng/kg_{lipid}	9	9	100%	829412	2756410	1231250	1440000	664000
PCB Congeners	PCB-66	ng/kg_{lipid}	9	9	100%	1703333	7397436	2922078	3480000	1700000
PCB Congeners	PCB-67	ng/kg_{lipid}	9	9	100%	45235	171795	80625	88000	39900
PCB Congeners	PCB-68	ng/kg_{lipid}	9	8	89%	31567	97179	42950	54700	24600
PCB Congeners	PCB-7	ng/kg_{lipid}	8	8	89%	1065	2308	1930	1860	465
PCB Congeners	PCB-72	ng/kg_{lipid}	9	8	89%	40727	132051	54488	67100	30300
PCB Congeners	PCB-73	ng/kg_{lipid}	9	8	89%	6000	32600	13373	14400	8140
PCB Congeners	PCB-77	ng/kg_{lipid}	9	9	100%	69333	267949	142500	145000	61800
PCB Congeners	PCB-79	ng/kg_{lipid}	9	9	100%	12633	48333	21080	23700	11100
PCB Congeners	PCB-8	ng/kg_{lipid}	9	9	100%	32118	70641	54000	51600	14300
PCB Congeners	PCB-80	ng/kg_{lipid}	9	4	44%	227	558	375	384	137
PCB Congeners	PCB-81	ng/kg_{lipid}	9	8	89%	2540	10500	5936	6010	2330
PCB Congeners	PCB-82	ng/kg_{lipid}	9	9	100%	168182	542308	242667	299000	131000

Table 3-29
Statistical Summary of Detected Analytes by Zone - White Perch (Whole Body) - Lipid Normalized

Parameter Group	Analyte	Units	Number of Valid Results[1]	Number of Detects	Detection Frequency	Minimum Detect	Maximum Detect	Median Value	Mean of Detects	Standard Deviation
PCB Congeners	PCB-83	ng/kg_{lipid}	9	9	100%	103182	362821	148125	182000	83300
PCB Congeners	PCB-84	ng/kg_{lipid}	9	9	100%	354118	1132051	510625	624000	263000
PCB Congeners	PCB-85/116/117	ng/kg_{lipid}	9	9	100%	463636	1397436	686667	794000	337000
PCB Congeners	PCB-86/87/97/109/119/125	ng/kg_{lipid}	9	9	100%	1222727	3628205	1831169	2090000	845000
PCB Congeners	PCB-89	ng/kg_{lipid}	9	9	100%	20353	70385	29000	38200	18700
PCB Congeners	PCB-9	ng/kg_{lipid}	8	8	89%	1929	4692	3723	3570	971
PCB Congeners	PCB-90/101/113	ng/kg_{lipid}	9	9	100%	2204545	6217949	3623377	3770000	1380000
PCB Congeners	PCB-91	ng/kg_{lipid}	9	9	100%	360588	1188462	537662	648000	288000
PCB Congeners	PCB-92	ng/kg_{lipid}	9	9	100%	414706	1192308	664935	721000	273000
PCB Congeners	PCB-93/100	ng/kg_{lipid}	9	9	100%	74706	407000	166250	192000	97600
PCB Congeners	PCB-94	ng/kg_{lipid}	9	9	100%	21588	79800	38813	46800	20300
PCB Congeners	PCB-95	ng/kg_{lipid}	9	9	100%	1505882	4474359	2050000	2330000	955000
PCB Congeners	PCB-96	ng/kg_{lipid}	9	9	100%	12941	48590	23920	28200	12500
PCB Congeners	PCB-98/102	ng/kg_{lipid}	9	9	100%	100000	351282	162500	206000	95400
PCB Congeners	PCB-99	ng/kg_{lipid}	9	9	100%	1586364	4461538	2467532	2660000	1010000
PCB Congeners	Total PCB Congeners (209)	ng/kg_{lipid}	9	9	100%	46700000	125000000	64700000	78100000	29000000
Pesticides	2,4'-DDD	pg/g_{lipid}	9	9	100%	365200	3872727	1660000	1800000	1180000
Pesticides	2,4'-DDE	pg/g_{lipid}	9	9	100%	192800	908333	585897	588000	237000
Pesticides	2,4'-DDT	pg/g_{lipid}	9	9	100%	22125	422353	96667	153000	156000
Pesticides	4,4'-DDD	pg/g_{lipid}	9	9	100%	2120000	9409091	4800000	5420000	2710000
Pesticides	4,4'-DDE	pg/g_{lipid}	9	9	100%	3748000	12974026	7241667	7510000	2710000
Pesticides	4,4'-DDT	pg/g_{lipid}	9	9	100%	144000	1247059	373333	558000	425000
Pesticides	Aldrin	pg/g_{lipid}	9	9	100%	2582	6000	4320	4190	985
Pesticides	Alpha BHC	pg/g_{lipid}	8	8	89%	1753	3800	2818	2850	699
Pesticides	Beta BHC	pg/g_{lipid}	9	9	100%	1247	2506	2024	1920	420
Pesticides	cis-Chlordane	pg/g_{lipid}	9	9	100%	817647	3166667	2066667	2120000	753000
Pesticides	cis-Nonachlor	pg/g_{lipid}	9	9	100%	513529	1201299	640000	783000	260000
Pesticides	Delta BHC	pg/g_{lipid}	9	1	11%	267	267	NA	NA	NA
Pesticides	Dieldrin	pg/g_{lipid}	9	9	100%	290909	1001282	716667	643000	239000
Pesticides	Endosulfan sulfate	pg/g_{lipid}	9	2	22%	4080	4133	4107	4110	37.7
Pesticides	Endrin	pg/g_{lipid}	9	6	67%	2430	4820	3770	3680	902
Pesticides	Gamma BHC (Lindane)	pg/g_{lipid}	9	9	100%	1281	2592	1836	1900	518
Pesticides	Heptachlor	pg/g_{lipid}	9	8	89%	975	2403	1413	1480	463
Pesticides	Heptachlor epoxide	pg/g_{lipid}	9	9	100%	87647	316000	165000	172000	66800
Pesticides	Hexachlorobenzene	pg/g_{lipid}	9	9	100%	84118	190833	134000	130000	33600
Pesticides	Mirex	pg/g_{lipid}	9	9	100%	9560	31039	17051	17600	6950
Pesticides	Oxychlordane	pg/g_{lipid}	9	9	100%	148824	392208	261667	263000	67500
Pesticides	Total Alpha + Gamma Chlordane	pg/g_{lipid}	9	9	100%	1110000	3980000	2670000	2720000	878000
Pesticides	Total DDT (2,4 & 4,4)	pg/g_{lipid}	9	9	100%	6590000	25700000	16600000	16000000	5850000
Pesticides	Total DDT (2,4)	pg/g_{lipid}	9	9	100%	581000	4710000	2300000	2540000	1410000
Pesticides	Total DDT (4,4)	pg/g_{lipid}	9	9	100%	6010000	22300000	13800000	13500000	4690000
Pesticides	Trans-chlordane	pg/g_{lipid}	9	9	100%	295882	810833	606667	597000	142000
Pesticides	Trans-heptachlor epoxide	pg/g_{lipid}	9	1	11%	154000	154000	NA	NA	NA
Pesticides	Trans-nonachlor	pg/g_{lipid}	9	9	100%	1235294	2883117	1748000	1910000	599000
Semivolatiles	2-Methylnaphthalene	ug/kg_{lipid}	9	1	11%	268	268	NA	NA	NA
Semivolatiles	Acenaphthene	ug/kg_{lipid}	9	2	22%	282	312	297	297	21.3
Semivolatiles	C1-Naphthalenes	ug/kg_{lipid}	9	2	22%	284	309	297	297	17.7
Semivolatiles	C2-Naphthalenes	ug/kg_{lipid}	9	4	44%	500	1090	539	667	283
Semivolatiles	C3-Naphthalenes	ug/kg_{lipid}	9	4	44%	344	885	397	506	256
Semivolatiles	Fluorene	ug/kg_{lipid}	9	1	11%	264	264	NA	NA	NA
Semivolatiles	Phenanthrene	ug/kg_{lipid}	9	3	33%	295	782	440	506	250
Semivolatiles	Total LMW PAHs	ug/kg_{lipid}	9	3	33%	782	1020	845	882	123
Semivolatiles	Total PAHs	ug/kg_{lipid}	9	3	33%	782	1020	845	882	123
SOUTH ZONE										
Aroclor PCBs	Aroclor 1248	ug/kg_{lipid}	9	9	100%	12174	32887	17333	18700	6350
Aroclor PCBs	Aroclor 1254	ug/kg_{lipid}	9	8	89%	12500	31250	23333	23500	6560
Aroclor PCBs	Aroclor 1260	ug/kg_{lipid}	9	9	100%	5625	11563	8799	8830	1890
Aroclor PCBs	Total Aroclor PCBs (Sum Of 7 Aroclors)	ug/kg_{lipid}	9	9	100%	20400	72800	51900	48400	16300

Table 3-29
Statistical Summary of Detected Analytes by Zone - White Perch (Whole Body) - Lipid Normalized

Parameter Group	Analyte	Units	Number of Valid Results[1]	Number of Detects	Detection Frequency	Minimum Detect	Maximum Detect	Median Value	Mean of Detects	Standard Deviation
Aroclor PCBs	Total Aroclor PCBs (Sum Of 9 Aroclors)	ug/kg_{lipid}	9	9	100%	20400	72800	51900	48400	16300
Butyltins	Tributyltin	ug/kg_{lipid}	9	4	44%	55.4	78.3	57.7	62.3	10.7
Dioxins/Furans	1,2,3,4,6,7,8-HpCDD	ng/kg_{lipid}	9	9	100%	22.3	39.7	30.9	31.4	6.44
Dioxins/Furans	1,2,3,4,6,7,8-HpCDF	ng/kg_{lipid}	9	9	100%	85.3	269	131	159	67.7
Dioxins/Furans	1,2,3,4,7,8,9-HpCDF	ng/kg_{lipid}	9	3	33%	2.73	5.43	4.57	4.24	1.38
Dioxins/Furans	1,2,3,4,7,8-HxCDD	ng/kg_{lipid}	9	9	100%	8.22	20.3	17.0	16.4	3.59
Dioxins/Furans	1,2,3,4,7,8-HxCDF	ng/kg_{lipid}	9	9	100%	19.3	180	35.6	58.8	53.1
Dioxins/Furans	1,2,3,6,7,8-HxCDD	ng/kg_{lipid}	9	9	100%	34.1	76.9	51.0	52	13.4
Dioxins/Furans	1,2,3,6,7,8-HxCDF	ng/kg_{lipid}	9	9	100%	42.5	134	89.7	90.7	31
Dioxins/Furans	1,2,3,7,8,9-HxCDD	ng/kg_{lipid}	9	9	100%	7.03	15.2	9.43	10.7	2.76
Dioxins/Furans	1,2,3,7,8,9-HxCDF	ng/kg_{lipid}	9	9	100%	2.20	6.22	2.64	3.08	1.26
Dioxins/Furans	1,2,3,7,8-PCDD	ng/kg_{lipid}	9	7	78%	37.9	139	71.9	78.1	36.9
Dioxins/Furans	1,2,3,7,8-PCDF	ng/kg_{lipid}	9	9	100%	15.2	186	50.0	69.1	53.5
Dioxins/Furans	2,3,4,6,7,8-HxCDF	ng/kg_{lipid}	9	9	100%	7.66	18.5	11.8	11.9	3.34
Dioxins/Furans	2,3,4,7,8-PCDF	ng/kg_{lipid}	9	9	100%	125	430	173	209	97.1
Dioxins/Furans	2,3,7,8-TCDD	ng/kg_{lipid}	9	9	100%	105	1689	500	577	567
Dioxins/Furans	2,3,7,8-TCDF	ng/kg_{lipid}	9	9	100%	195	350	283	282	46.2
Dioxins/Furans	OCDD	ng/kg_{lipid}	9	9	100%	35.7	122	102	86.3	29.3
Dioxins/Furans	OCDF	ng/kg_{lipid}	9	9	100%	1.94	31.6	4.78	7.8	9.16
PCB Congeners	PCB-1	ng/kg_{lipid}	9	9	100%	3700	20028	5478	7260	5120
PCB Congeners	PCB-10	ng/kg_{lipid}	9	9	100%	4867	32778	7304	10900	8940
PCB Congeners	PCB-103	ng/kg_{lipid}	9	9	100%	14567	75000	23886	34400	23000
PCB Congeners	PCB-104	ng/kg_{lipid}	9	9	100%	1407	16667	2796	5050	5180
PCB Congeners	PCB-105	ng/kg_{lipid}	9	9	100%	238857	694444	518750	486000	162000
PCB Congeners	PCB-106	ng/kg_{lipid}	9	1	11%	457	457	NA	NA	NA
PCB Congeners	PCB-107	ng/kg_{lipid}	9	9	100%	72286	200556	150313	142000	49400
PCB Congeners	PCB-108/124	ng/kg_{lipid}	9	9	100%	27031	83333	54063	54400	21600
PCB Congeners	PCB-11	ng/kg_{lipid}	9	9	100%	2526	6625	5278	5030	1160
PCB Congeners	PCB-110/115	ng/kg_{lipid}	9	9	100%	994286	3250000	1853125	1820000	778000
PCB Congeners	PCB-111	ng/kg_{lipid}	9	9	100%	1526	5194	2560	2820	1170
PCB Congeners	PCB-112	ng/kg_{lipid}	9	5	56%	1549	13944	2420	5530	5340
PCB Congeners	PCB-114	ng/kg_{lipid}	9	9	100%	17971	56667	36875	37500	14500
PCB Congeners	PCB-118	ng/kg_{lipid}	9	9	100%	965714	2558333	2194872	1980000	581000
PCB Congeners	PCB-12/13	ng/kg_{lipid}	9	9	100%	517	1625	958	1030	346
PCB Congeners	PCB-120	ng/kg_{lipid}	9	9	100%	7200	22389	12906	12700	4970
PCB Congeners	PCB-121	ng/kg_{lipid}	9	9	100%	928	3833	1484	1850	1090
PCB Congeners	PCB-122	ng/kg_{lipid}	9	9	100%	6656	21639	13719	13900	5780
PCB Congeners	PCB-123	ng/kg_{lipid}	9	9	100%	18257	48333	37808	34200	10600
PCB Congeners	PCB-126	ng/kg_{lipid}	3	3	33%	2620	5387	4313	4110	1390
PCB Congeners	PCB-127	ng/kg_{lipid}	9	9	100%	1040	4667	3147	2780	1380
PCB Congeners	PCB-128/166	ng/kg_{lipid}	9	9	100%	122286	394444	224783	220000	90600
PCB Congeners	PCB-129/138/163	ng/kg_{lipid}	9	9	100%	1353125	4055556	2228428	2380000	954000
PCB Congeners	PCB-130	ng/kg_{lipid}	9	9	100%	54000	175833	95313	97200	39300
PCB Congeners	PCB-131	ng/kg_{lipid}	9	9	100%	6406	27611	13156	13600	7270
PCB Congeners	PCB-132	ng/kg_{lipid}	9	9	100%	171563	697222	318750	344000	177000
PCB Congeners	PCB-133	ng/kg_{lipid}	9	9	100%	26906	76389	46229	47300	17900
PCB Congeners	PCB-134	ng/kg_{lipid}	9	9	100%	36563	133889	66040	66600	32600
PCB Congeners	PCB-135/151	ng/kg_{lipid}	9	9	100%	283750	1205556	512500	607000	328000
PCB Congeners	PCB-136	ng/kg_{lipid}	9	9	100%	62813	286111	109063	136000	75800
PCB Congeners	PCB-137	ng/kg_{lipid}	9	9	100%	50938	171667	88902	93700	41800
PCB Congeners	PCB-139/140	ng/kg_{lipid}	9	9	100%	17469	64722	31875	34100	16300
PCB Congeners	PCB-14	ng/kg_{lipid}	9	1	11%	26.0	26.0	NA	NA	NA
PCB Congeners	PCB-141	ng/kg_{lipid}	9	9	100%	126563	533333	260938	272000	141000
PCB Congeners	PCB-142	ng/kg_{lipid}	9	6	67%	124	631	210	267	186
PCB Congeners	PCB-143	ng/kg_{lipid}	9	7	78%	1374	9639	5762	4970	3070
PCB Congeners	PCB-144	ng/kg_{lipid}	9	9	100%	31156	143611	55625	70000	39700
PCB Congeners	PCB-145	ng/kg_{lipid}	9	9	100%	236	1308	472	567	343

Table 3-29
Statistical Summary of Detected Analytes by Zone - White Perch (Whole Body) - Lipid Normalized

Parameter Group	Analyte	Units	Number of Valid Results[1]	Number of Detects	Detection Frequency	Minimum Detect	Maximum Detect	Median Value	Mean of Detects	Standard Deviation
PCB Congeners	PCB-146	ng/kg_{lipid}	8	8	89%	222813	708333	389860	409000	182000
PCB Congeners	PCB-147/149	ng/kg_{lipid}	9	9	100%	621875	2283333	1124220	1220000	582000
PCB Congeners	PCB-148	ng/kg_{lipid}	9	9	100%	3813	17944	6913	8470	5140
PCB Congeners	PCB-15	ng/kg_{lipid}	9	7	78%	1497	4000	3263	2860	995
PCB Congeners	PCB-150	ng/kg_{lipid}	9	9	100%	2731	15556	5826	6810	4500
PCB Congeners	PCB-152	ng/kg_{lipid}	9	9	100%	847	7833	1391	2590	2510
PCB Congeners	PCB-153/168	ng/kg_{lipid}	9	9	100%	1428125	4166667	2230992	2500000	1010000
PCB Congeners	PCB-154	ng/kg_{lipid}	9	9	100%	24875	112500	50397	58300	31500
PCB Congeners	PCB-155	ng/kg_{lipid}	9	9	100%	2963	28611	4188	10100	9090
PCB Congeners	PCB-156/157	ng/kg_{lipid}	9	9	100%	98857	316667	209688	196000	76200
PCB Congeners	PCB-158	ng/kg_{lipid}	9	9	100%	82813	288889	150000	159000	75900
PCB Congeners	PCB-159	ng/kg_{lipid}	9	1	11%	371	371	NA	NA	NA
PCB Congeners	PCB-16	ng/kg_{lipid}	9	9	100%	46333	271667	59688	98200	73800
PCB Congeners	PCB-160	ng/kg_{lipid}	9	1	11%	1074	1074	NA	NA	NA
PCB Congeners	PCB-161	ng/kg_{lipid}	9	1	11%	313	313	NA	NA	NA
PCB Congeners	PCB-162	ng/kg_{lipid}	8	8	89%	9313	25222	15737	16300	6310
PCB Congeners	PCB-164	ng/kg_{lipid}	9	9	100%	46875	178889	91250	96600	48000
PCB Congeners	PCB-165	ng/kg_{lipid}	9	9	100%	1141	3417	1612	1910	745
PCB Congeners	PCB-167	ng/kg_{lipid}	9	9	100%	40286	112500	78824	74100	27100
PCB Congeners	PCB-169	ng/kg_{lipid}	9	4	44%	115	300	201	204	77.8
PCB Congeners	PCB-17	ng/kg_{lipid}	9	9	100%	96000	461111	124688	190000	122000
PCB Congeners	PCB-170	ng/kg_{lipid}	9	9	100%	199063	963889	382999	426000	245000
PCB Congeners	PCB-171/173	ng/kg_{lipid}	7	7	78%	55938	254444	100964	119000	73000
PCB Congeners	PCB-172	ng/kg_{lipid}	9	9	100%	41875	188056	80619	87900	47300
PCB Congeners	PCB-174	ng/kg_{lipid}	7	7	78%	103750	502778	232832	252000	150000
PCB Congeners	PCB-175	ng/kg_{lipid}	8	8	89%	8389	44722	15903	20000	13000
PCB Congeners	PCB-176	ng/kg_{lipid}	9	9	100%	15844	62778	29844	33300	17400
PCB Congeners	PCB-177	ng/kg_{lipid}	7	7	78%	93438	277778	171324	174000	75000
PCB Congeners	PCB-178	ng/kg_{lipid}	8	8	89%	69063	239722	121836	134000	62900
PCB Congeners	PCB-179	ng/kg_{lipid}	9	9	100%	59688	249444	116563	130000	69500
PCB Congeners	PCB-18/30	ng/kg_{lipid}	9	9	100%	151000	800000	223043	326000	219000
PCB Congeners	PCB-180/193	ng/kg_{lipid}	9	9	100%	650000	3000000	1145736	1330000	747000
PCB Congeners	PCB-181	ng/kg_{lipid}	7	7	78%	2322	9722	4445	5000	2790
PCB Congeners	PCB-182	ng/kg_{lipid}	7	7	78%	2116	7194	3476	4130	2180
PCB Congeners	PCB-183/185	ng/kg_{lipid}	7	7	78%	177813	775000	321154	375000	224000
PCB Congeners	PCB-184	ng/kg_{lipid}	9	9	100%	986	3472	1654	1960	937
PCB Congeners	PCB-186	ng/kg_{lipid}	9	5	56%	56.3	179	67.0	96.1	51.4
PCB Congeners	PCB-187	ng/kg_{lipid}	8	8	89%	496875	1775000	928754	986000	451000
PCB Congeners	PCB-188	ng/kg_{lipid}	9	9	100%	1913	7194	3344	3860	1730
PCB Congeners	PCB-189	ng/kg_{lipid}	9	9	100%	8406	41944	17422	18300	10400
PCB Congeners	PCB-19	ng/kg_{lipid}	9	9	100%	24633	133889	43714	51900	33500
PCB Congeners	PCB-190	ng/kg_{lipid}	9	9	100%	45938	241389	88634	102000	62000
PCB Congeners	PCB-191	ng/kg_{lipid}	9	9	100%	8469	45556	15161	17700	11800
PCB Congeners	PCB-192	ng/kg_{lipid}	9	5	56%	57.7	355	79.7	172	139
PCB Congeners	PCB-194	ng/kg_{lipid}	9	9	100%	96563	819444	168205	246000	227000
PCB Congeners	PCB-195	ng/kg_{lipid}	9	9	100%	32500	283333	59936	83700	78000
PCB Congeners	PCB-196	ng/kg_{lipid}	9	9	100%	51714	422222	93791	126000	116000
PCB Congeners	PCB-197/200	ng/kg_{lipid}	9	9	100%	9406	54167	17313	21200	13900
PCB Congeners	PCB-198/199	ng/kg_{lipid}	9	9	100%	144063	875000	281709	330000	225000
PCB Congeners	PCB-2	ng/kg_{lipid}	9	8	89%	121	241	221	208	39.8
PCB Congeners	PCB-20/28	ng/kg_{lipid}	9	9	100%	400000	1121851	537500	690000	294000
PCB Congeners	PCB-201	ng/kg_{lipid}	9	9	100%	16906	87222	30750	36000	21700
PCB Congeners	PCB-202	ng/kg_{lipid}	9	9	100%	54375	160556	93478	95800	35500
PCB Congeners	PCB-203	ng/kg_{lipid}	9	9	100%	99063	675000	185313	232000	178000
PCB Congeners	PCB-204	ng/kg_{lipid}	9	9	100%	154	758	361	393	191
PCB Congeners	PCB-205	ng/kg_{lipid}	9	9	100%	4531	30833	9047	11400	8160
PCB Congeners	PCB-206	ng/kg_{lipid}	9	9	100%	70938	260278	147564	155000	68200

Table 3-29
Statistical Summary of Detected Analytes by Zone - White Perch (Whole Body) - Lipid Normalized

Parameter Group	Analyte	Units	Number of Valid Results[1]	Number of Detects	Detection Frequency	Minimum Detect	Maximum Detect	Median Value	Mean of Detects	Standard Deviation
PCB Congeners	PCB-207	ng/kg_{lipid}	9	9	100%	7438	25806	14313	14200	6010
PCB Congeners	PCB-208	ng/kg_{lipid}	9	9	100%	25531	80556	49987	50600	18300
PCB Congeners	PCB-209	ng/kg_{lipid}	8	8	89%	35313	121944	76303	72600	29000
PCB Congeners	PCB-21/33	ng/kg_{lipid}	9	9	100%	50000	220556	71739	98800	58600
PCB Congeners	PCB-22	ng/kg_{lipid}	9	9	100%	60938	220833	85705	114000	58400
PCB Congeners	PCB-23	ng/kg_{lipid}	9	9	100%	246	667	350	388	155
PCB Congeners	PCB-24	ng/kg_{lipid}	9	5	56%	1425	10556	2278	4420	3980
PCB Congeners	PCB-25	ng/kg_{lipid}	9	9	100%	41667	209470	67115	85000	54100
PCB Congeners	PCB-26/29	ng/kg_{lipid}	9	9	100%	73000	300530	131875	149000	74900
PCB Congeners	PCB-27	ng/kg_{lipid}	9	9	100%	31000	121111	47813	59400	32200
PCB Congeners	PCB-31	ng/kg_{lipid}	9	9	100%	232286	758333	350000	429000	204000
PCB Congeners	PCB-32	ng/kg_{lipid}	9	9	100%	70667	300000	94893	139000	76400
PCB Congeners	PCB-34	ng/kg_{lipid}	9	9	100%	2594	9993	4088	4980	2550
PCB Congeners	PCB-37	ng/kg_{lipid}	9	9	100%	4565	45833	18433	20800	12100
PCB Congeners	PCB-38	ng/kg_{lipid}	9	9	100%	363	825	575	584	164
PCB Congeners	PCB-39	ng/kg_{lipid}	9	9	100%	1813	5202	2861	3140	1210
PCB Congeners	PCB-4	ng/kg_{lipid}	9	9	100%	42667	223611	62174	84600	56600
PCB Congeners	PCB-40/71	ng/kg_{lipid}	9	9	100%	246857	905556	424530	504000	259000
PCB Congeners	PCB-41	ng/kg_{lipid}	9	9	100%	17906	83611	26844	38000	23600
PCB Congeners	PCB-42	ng/kg_{lipid}	9	9	100%	170571	577778	287500	342000	171000
PCB Congeners	PCB-43	ng/kg_{lipid}	9	9	100%	23914	91111	38438	48100	26300
PCB Congeners	PCB-44/47/65	ng/kg_{lipid}	9	9	100%	765714	2719444	1306496	1520000	738000
PCB Congeners	PCB-45	ng/kg_{lipid}	9	9	100%	48571	202500	71077	96800	56200
PCB Congeners	PCB-46	ng/kg_{lipid}	9	9	100%	21657	90000	34348	44800	25600
PCB Congeners	PCB-48	ng/kg_{lipid}	9	9	100%	85714	338889	144783	179000	97400
PCB Congeners	PCB-49/69	ng/kg_{lipid}	9	9	100%	668571	2172222	1186239	1290000	581000
PCB Congeners	PCB-5	ng/kg_{lipid}	9	9	100%	143	733	266	313	187
PCB Congeners	PCB-50/53	ng/kg_{lipid}	9	9	100%	102000	413889	182188	219000	122000
PCB Congeners	PCB-51	ng/kg_{lipid}	9	9	100%	59667	405556	112188	156000	122000
PCB Congeners	PCB-52	ng/kg_{lipid}	9	9	100%	974286	3000000	1714444	1820000	785000
PCB Congeners	PCB-54	ng/kg_{lipid}	9	9	100%	3030	26806	5080	8380	7760
PCB Congeners	PCB-55	ng/kg_{lipid}	9	6	67%	2872	10028	3604	5470	3430
PCB Congeners	PCB-56	ng/kg_{lipid}	9	9	100%	157143	568395	321875	351000	155000
PCB Congeners	PCB-57	ng/kg_{lipid}	9	6	67%	3223	11861	6471	7130	3570
PCB Congeners	PCB-58	ng/kg_{lipid}	9	9	100%	2583	27563	5861	8030	7750
PCB Congeners	PCB-6	ng/kg_{lipid}	9	9	100%	5767	33641	10651	14200	9250
PCB Congeners	PCB-60	ng/kg_{lipid}	9	9	100%	68286	229444	144348	149000	63200
PCB Congeners	PCB-61/70/74/76	ng/kg_{lipid}	9	9	100%	894286	3213322	2069565	2050000	788000
PCB Congeners	PCB-62/75	ng/kg_{lipid}	9	9	100%	61429	210278	98316	117000	57600
PCB Congeners	PCB-63	ng/kg_{lipid}	9	9	100%	27429	100577	62174	60000	25600
PCB Congeners	PCB-64	ng/kg_{lipid}	9	9	100%	264286	925000	447778	536000	259000
PCB Congeners	PCB-66	ng/kg_{lipid}	9	9	100%	617143	2066722	1403125	1360000	482000
PCB Congeners	PCB-67	ng/kg_{lipid}	9	9	100%	13771	52410	24636	29400	14600
PCB Congeners	PCB-68	ng/kg_{lipid}	9	9	100%	726	32222	17739	16600	11500
PCB Congeners	PCB-7	ng/kg_{lipid}	9	9	100%	587	2156	797	1080	592
PCB Congeners	PCB-72	ng/kg_{lipid}	9	6	67%	11200	37500	26483	25200	10500
PCB Congeners	PCB-73	ng/kg_{lipid}	9	8	89%	2844	14528	4567	6900	4790
PCB Congeners	PCB-77	ng/kg_{lipid}	9	9	100%	26457	101111	51563	59800	26900
PCB Congeners	PCB-79	ng/kg_{lipid}	9	9	100%	5200	18139	10844	10900	4480
PCB Congeners	PCB-8	ng/kg_{lipid}	8	8	89%	14700	71111	24821	32200	18400
PCB Congeners	PCB-80	ng/kg_{lipid}	9	6	67%	70.3	167	107	114	35.8
PCB Congeners	PCB-81	ng/kg_{lipid}	9	9	100%	1109	4167	2396	2450	1040
PCB Congeners	PCB-82	ng/kg_{lipid}	9	9	100%	63714	238611	111250	125000	62000
PCB Congeners	PCB-83	ng/kg_{lipid}	9	9	100%	42571	148056	71250	76400	35900
PCB Congeners	PCB-84	ng/kg_{lipid}	9	9	100%	124571	491667	207188	254000	132000
PCB Congeners	PCB-85/116/117	ng/kg_{lipid}	9	9	100%	184857	650000	343750	362000	155000
PCB Congeners	PCB-86/87/97/109/119/125	ng/kg_{lipid}	9	9	100%	485714	1838889	931250	961000	458000

Table 3-29
Statistical Summary of Detected Analytes by Zone - White Perch (Whole Body) - Lipid Normalized

Parameter Group	Analyte	Units	Number of Valid Results[1]	Number of Detects	Detection Frequency	Minimum Detect	Maximum Detect	Median Value	Mean of Detects	Standard Deviation
PCB Congeners	PCB-89	ng/kg_{lipid}	9	9	100%	6829	32778	13531	16000	8970
PCB Congeners	PCB-9	ng/kg_{lipid}	9	9	100%	983	4306	1613	2010	1100
PCB Congeners	PCB-90/101/113	ng/kg_{lipid}	9	9	100%	1025714	3500000	2028761	1930000	842000
PCB Congeners	PCB-91	ng/kg_{lipid}	9	9	100%	143125	513889	226563	274000	135000
PCB Congeners	PCB-92	ng/kg_{lipid}	9	9	100%	188571	672222	343750	358000	164000
PCB Congeners	PCB-93/100	ng/kg_{lipid}	9	9	100%	28933	211389	52609	77900	65600
PCB Congeners	PCB-94	ng/kg_{lipid}	9	9	100%	8100	45833	13594	19500	14600
PCB Congeners	PCB-95	ng/kg_{lipid}	9	9	100%	584375	1680556	1071624	1080000	393000
PCB Congeners	PCB-96	ng/kg_{lipid}	9	9	100%	5000	21667	7783	10900	6760
PCB Congeners	PCB-98/102	ng/kg_{lipid}	9	9	100%	39375	171111	64375	83800	50200
PCB Congeners	PCB-99	ng/kg_{lipid}	9	9	100%	745714	2333333	1375256	1350000	531000
PCB Congeners	Total PCB Congeners (209)	ng/kg_{lipid}	9	9	100%	21700000	66400000	38500000	39700000	17100000
Pesticides	2,4'-DDD	pg/g_{lipid}	9	9	100%	817391	6603846	2871154	3020000	1730000
Pesticides	2,4'-DDE	pg/g_{lipid}	9	9	100%	291429	621923	453125	451000	101000
Pesticides	2,4'-DDT	pg/g_{lipid}	9	9	100%	56522	1215812	297500	413000	355000
Pesticides	4,4'-DDD	pg/g_{lipid}	9	9	100%	2891304	15176923	6968506	7390000	3770000
Pesticides	4,4'-DDE	pg/g_{lipid}	9	9	100%	2582857	6935470	5354794	5320000	1320000
Pesticides	4,4'-DDT	pg/g_{lipid}	9	9	100%	396957	3399915	976667	1390000	947000
Pesticides	Aldrin	pg/g_{lipid}	9	8	89%	1265	3050	1869	2000	561
Pesticides	Alpha BHC	pg/g_{lipid}	9	9	100%	2044	8500	5531	5850	2050
Pesticides	Beta BHC	pg/g_{lipid}	9	8	89%	1839	3130	3005	2650	574
Pesticides	cis-Chlordane	pg/g_{lipid}	9	9	100%	308696	1825000	1196875	1130000	477000
Pesticides	cis-Nonachlor	pg/g_{lipid}	9	9	100%	305714	550000	433333	440000	79100
Pesticides	Delta BHC	pg/g_{lipid}	9	1	11%	269	269	NA	NA	NA
Pesticides	Dieldrin	pg/g_{lipid}	9	9	100%	359565	783333	576667	571000	138000
Pesticides	Endosulfan sulfate	pg/g_{lipid}	9	4	44%	3560	5200	5005	4690	764
Pesticides	Endrin	pg/g_{lipid}	9	6	67%	2394	7135	3296	3800	1720
Pesticides	Gamma BHC (Lindane)	pg/g_{lipid}	9	8	89%	1154	1956	1705	1650	286
Pesticides	Heptachlor	pg/g_{lipid}	9	4	44%	556	835	659	677	116
Pesticides	Heptachlor epoxide	pg/g_{lipid}	9	9	100%	69429	151944	119667	115000	29400
Pesticides	Hexachlorobenzene	pg/g_{lipid}	9	9	100%	25714	111944	41563	52800	28400
Pesticides	Mirex	pg/g_{lipid}	9	9	100%	10609	45068	28531	29600	10700
Pesticides	Oxychlordane	pg/g_{lipid}	9	9	100%	132857	250000	206957	209000	36200
Pesticides	Total Alpha + Gamma Chlordane	pg/g_{lipid}	9	9	100%	447000	2180000	1470000	1370000	540000
Pesticides	Total DDT (2,4 & 4,4)	pg/g_{lipid}	9	9	100%	7710000	34000000	16690000	18000000	7910000
Pesticides	Total DDT (2,4)	pg/g_{lipid}	9	9	100%	1250000	8460000	3550000	3890000	2160000
Pesticides	Total DDT (4,4)	pg/g_{lipid}	9	9	100%	6080000	25500000	13175000	14100000	5760000
Pesticides	Trans-chlordane	pg/g_{lipid}	9	9	100%	138261	355556	236667	242000	66800
Pesticides	Trans-heptachlor epoxide	pg/g_{lipid}	9	1	11%	52174	52174	NA	NA	NA
Pesticides	Trans-nonachlor	pg/g_{lipid}	9	9	100%	843478	1630556	1272222	1210000	259000
Semivolatiles	1-Methylnaphthalene	ug/kg_{lipid}	9	1	11%	307	307	NA	NA	NA
Semivolatiles	2-Methylnaphthalene	ug/kg_{lipid}	9	2	22%	339	394	367	367	38.9
Semivolatiles	Acenaphthene	ug/kg_{lipid}	9	7	78%	400	767	500	551	146
Semivolatiles	C1-Naphthalenes	ug/kg_{lipid}	9	5	56%	389	500	460	458	46.6
Semivolatiles	C2-Naphthalenes	ug/kg_{lipid}	9	8	89%	438	1033	722	744	203
Semivolatiles	C3-Naphthalenes	ug/kg_{lipid}	9	8	89%	469	1067	619	693	212
Semivolatiles	Fluoranthene	ug/kg_{lipid}	9	3	33%	290	467	406	388	89.8
Semivolatiles	Fluorene	ug/kg_{lipid}	9	4	44%	417	567	495	493	82.5
Semivolatiles	Phenanthrene	ug/kg_{lipid}	9	8	89%	450	1167	597	698	268

Table 3-29
Statistical Summary of Detected Analytes by Zone - White Perch (Whole Body) - Lipid Normalized

Parameter Group	Analyte	Units	Number of Valid Results[1]	Number of Detects	Detection Frequency	Minimum Detect	Maximum Detect	Median Value	Mean of Detects	Standard Deviation
Semivolatiles	Total HMW PAHs	ug/kg_{lipid}	9	3	33%	290	467	406	388	89.9
Semivolatiles	Total LMW PAHs	ug/kg_{lipid}	9	8	89%	469	2500	1280	1460	782
Semivolatiles	Total PAHs	ug/kg_{lipid}	9	8	89%	469	2970	1280	1610	976

Footnotes:
[1]Valid results are results that were found to be valid as a result of data validation. Only valid data are used in statistical analyses. Additional details regarding rejected data are provided in Appendix E of this report.

Notes:
1. Only detected values were included in the calculation of totals.
2. Non-detect ("U" qualified) data were excluded from the statistical analysis.

DDD = dichlorodiphenyldichloroethane
DDE = dichlorodiphenyldichloroethylene
DDT = dichlorodiphenyltrichloroethane
HMW = high molecular weight
LMW = low molecular weight
PAH = polycyclic aromatic hydrocarbon
PCB = polychlorinated biphenyl
NA = not applicable

% = percent
mg/kg = milligrams per kilogram
ng/g = nanograms per gram
ng/kg = nanograms per kilogram
pg/g = picograms per gram
ug/kg = micrograms per kilogram

Table 3-30
Statistical Summary of Detected Analytes - Winter Flounder (Whole Body) - Lipid Normalized

Parameter Group	Analyte	Units	Number of Valid Results[1]	Number of Detects	Detection Frequency	Minimum Detect	Maximum Detect	Median Value	Mean of Detects	Standard Deviation
Aroclor PCBs	Aroclor 1248	ug/kg_{lipid}	10	5	50%	4000	8782	5000	6100	2120
Aroclor PCBs	Aroclor 1254	ug/kg_{lipid}	10	7	70%	2313	16949	8295	8620	5540
Aroclor PCBs	Aroclor 1260	ug/kg_{lipid}	10	8	80%	1400	7966	3174	3850	2030
Aroclor PCBs	Total Aroclor PCBs (Sum Of 7 Aroclors)	ug/kg_{lipid}	10	10	100%	1400	32900	8855	12200	11500
Aroclor PCBs	Total Aroclor PCBs (Sum Of 9 Aroclors)	ug/kg_{lipid}	10	10	100%	1400	32900	8855	12200	11500
Butyltins	Tributyltin	ug/kg_{lipid}	10	9	90%	220	636	485	466	140
Dioxins/Furans	1,2,3,4,6,7,8-HpCDD	ng/kg_{lipid}	10	10	100%	37.8	123	74.3	72	24.2
Dioxins/Furans	1,2,3,4,6,7,8-HpCDF	ng/kg_{lipid}	10	10	100%	48.6	561	84.4	142	153
Dioxins/Furans	1,2,3,4,7,8,9-HpCDF	ng/kg_{lipid}	10	7	70%	2.93	23.2	10.0	10.5	6.51
Dioxins/Furans	1,2,3,4,7,8-HxCDD	ng/kg_{lipid}	10	8	80%	2.23	9.15	4.38	4.9	2.38
Dioxins/Furans	1,2,3,4,7,8-HxCDF	ng/kg_{lipid}	10	10	100%	17.8	121	30.2	40.6	32.1
Dioxins/Furans	1,2,3,6,7,8-HxCDD	ng/kg_{lipid}	10	10	100%	8.81	24.8	18.7	18.3	5.18
Dioxins/Furans	1,2,3,6,7,8-HxCDF	ng/kg_{lipid}	10	10	100%	12.8	44.5	29.5	28.2	10
Dioxins/Furans	1,2,3,7,8,9-HxCDD	ng/kg_{lipid}	10	10	100%	3.26	10.4	6.35	6.65	2.81
Dioxins/Furans	1,2,3,7,8,9-HxCDF	ng/kg_{lipid}	10	10	100%	4.81	18.3	7.36	9.7	4.48
Dioxins/Furans	1,2,3,7,8-PCDD	ng/kg_{lipid}	10	7	70%	6.73	35.5	12.5	17.4	10.2
Dioxins/Furans	1,2,3,7,8-PCDF	ng/kg_{lipid}	10	10	100%	19.7	48.2	26.6	29.8	9.08
Dioxins/Furans	2,3,4,6,7,8-HxCDF	ng/kg_{lipid}	10	10	100%	4.57	15.4	10.5	9.46	3.43
Dioxins/Furans	2,3,4,7,8-PCDF	ng/kg_{lipid}	10	10	100%	43.9	82.1	57.3	60.7	13
Dioxins/Furans	2,3,7,8-TCDD	ng/kg_{lipid}	10	10	100%	301	867	494	515	173
Dioxins/Furans	2,3,7,8-TCDF	ng/kg_{lipid}	10	10	100%	142	223	169	177	32
Dioxins/Furans	OCDD	ng/kg_{lipid}	10	10	100%	196	1031	464	490	239
Dioxins/Furans	OCDF	ng/kg_{lipid}	10	10	100%	29.3	1045	64.6	184	312
PCB Congeners	PCB-1	ng/kg_{lipid}	10	10	100%	2700	10136	4761	5090	2370
PCB Congeners	PCB-10	ng/kg_{lipid}	10	10	100%	1475	13068	4276	4960	3440
PCB Congeners	PCB-103	ng/kg_{lipid}	10	10	100%	4181	13038	8723	8280	2860
PCB Congeners	PCB-104	ng/kg_{lipid}	10	10	100%	758	1871	1337	1220	359
PCB Congeners	PCB-105	ng/kg_{lipid}	10	10	100%	136923	466102	218106	261000	110000
PCB Congeners	PCB-107	ng/kg_{lipid}	10	10	100%	32077	68502	48875	49000	14000
PCB Congeners	PCB-108/124	ng/kg_{lipid}	10	10	100%	13231	29492	20038	20500	5920
PCB Congeners	PCB-11	ng/kg_{lipid}	10	7	70%	3346	6258	4355	4560	1020
PCB Congeners	PCB-110/115	ng/kg_{lipid}	8	8	80%	452308	1185965	620000	686000	220000
PCB Congeners	PCB-111	ng/kg_{lipid}	10	10	100%	669	3263	1544	1690	775
PCB Congeners	PCB-112	ng/kg_{lipid}	10	5	50%	1331	6439	2300	2990	2000
PCB Congeners	PCB-114	ng/kg_{lipid}	10	10	100%	10615	38596	17875	21200	9090
PCB Congeners	PCB-118	ng/kg_{lipid}	10	10	100%	506154	1789474	817424	948000	385000
PCB Congeners	PCB-12/13	ng/kg_{lipid}	10	9	90%	499	1265	725	816	232
PCB Congeners	PCB-120	ng/kg_{lipid}	10	10	100%	3106	14263	6356	7110	3390
PCB Congeners	PCB-121	ng/kg_{lipid}	10	10	100%	296	1198	680	714	265
PCB Congeners	PCB-122	ng/kg_{lipid}	10	10	100%	1362	2831	2063	1940	479
PCB Congeners	PCB-123	ng/kg_{lipid}	10	10	100%	11923	32632	17250	18600	6410
PCB Congeners	PCB-126	ng/kg_{lipid}	9	9	90%	1146	3158	1575	1860	651
PCB Congeners	PCB-127	ng/kg_{lipid}	10	10	100%	531	3105	1157	1350	748
PCB Congeners	PCB-128/166	ng/kg_{lipid}	10	10	100%	76385	289474	120682	145000	70900
PCB Congeners	PCB-129/138/163	ng/kg_{lipid}	10	10	100%	642308	2649123	1033523	1240000	625000
PCB Congeners	PCB-130	ng/kg_{lipid}	10	10	100%	19333	46271	30167	30600	9420
PCB Congeners	PCB-131	ng/kg_{lipid}	10	10	100%	2147	4986	3400	3560	1070
PCB Congeners	PCB-132	ng/kg_{lipid}	9	9	90%	68667	153559	107500	108000	30000
PCB Congeners	PCB-133	ng/kg_{lipid}	10	10	100%	12533	34068	20606	21400	7240
PCB Congeners	PCB-134	ng/kg_{lipid}	9	9	90%	13533	38136	25250	25400	8070
PCB Congeners	PCB-135/151	ng/kg_{lipid}	10	10	100%	100667	289831	172879	184000	67200
PCB Congeners	PCB-136	ng/kg_{lipid}	10	10	100%	17133	59322	30981	34300	13400
PCB Congeners	PCB-137	ng/kg_{lipid}	10	10	100%	26462	115965	41663	51900	28100
PCB Congeners	PCB-139/140	ng/kg_{lipid}	10	10	100%	10385	45088	17337	20900	10700
PCB Congeners	PCB-141	ng/kg_{lipid}	10	10	100%	65231	193220	107083	118000	42300
PCB Congeners	PCB-143	ng/kg_{lipid}	9	3	30%	293	455	351	366	82
PCB Congeners	PCB-144	ng/kg_{lipid}	10	10	100%	12438	35424	20500	22000	8150
PCB Congeners	PCB-145	ng/kg_{lipid}	10	6	60%	125	225	179	173	37.9

Table 3-30
Statistical Summary of Detected Analytes - Winter Flounder (Whole Body) - Lipid Normalized

Parameter Group	Analyte	Units	Number of Valid Results[1]	Number of Detects	Detection Frequency	Minimum Detect	Maximum Detect	Median Value	Mean of Detects	Standard Deviation
PCB Congeners	PCB-146	ng/kg_{lipid}	7	7	70%	71846	183051	108182	117000	45700
PCB Congeners	PCB-147/149	ng/kg_{lipid}	10	10	100%	180667	559322	330568	336000	120000
PCB Congeners	PCB-148	ng/kg_{lipid}	10	10	100%	1075	4542	2914	2950	1170
PCB Congeners	PCB-15	ng/kg_{lipid}	10	10	100%	2713	8119	4572	5000	1420
PCB Congeners	PCB-150	ng/kg_{lipid}	10	10	100%	2100	5949	3369	3870	1520
PCB Congeners	PCB-152	ng/kg_{lipid}	10	10	100%	353	1143	720	717	255
PCB Congeners	PCB-153/168	ng/kg_{lipid}	10	10	100%	588125	3561404	1142045	1440000	902000
PCB Congeners	PCB-154	ng/kg_{lipid}	10	10	100%	15750	97895	40962	47700	25100
PCB Congeners	PCB-155	ng/kg_{lipid}	10	10	100%	3423	17018	9064	9290	3630
PCB Congeners	PCB-156/157	ng/kg_{lipid}	10	10	100%	57385	214035	90985	110000	52400
PCB Congeners	PCB-158	ng/kg_{lipid}	10	10	100%	48308	203509	79155	98100	51600
PCB Congeners	PCB-159	ng/kg_{lipid}	10	2	20%	130	183	157	157	37.7
PCB Congeners	PCB-16	ng/kg_{lipid}	10	10	100%	11600	35539	21650	22700	7270
PCB Congeners	PCB-161	ng/kg_{lipid}	9	1	10%	81.9	81.9	NA	NA	NA
PCB Congeners	PCB-162	ng/kg_{lipid}	10	10	100%	5060	13559	7765	8350	2950
PCB Congeners	PCB-164	ng/kg_{lipid}	10	10	100%	21533	53051	34595	35000	10900
PCB Congeners	PCB-165	ng/kg_{lipid}	9	9	90%	625	3614	1400	1610	911
PCB Congeners	PCB-167	ng/kg_{lipid}	10	10	100%	24615	92982	41000	48000	22000
PCB Congeners	PCB-17	ng/kg_{lipid}	10	10	100%	29800	79307	51473	53300	15800
PCB Congeners	PCB-170	ng/kg_{lipid}	10	10	100%	105385	417544	190189	220000	103000
PCB Congeners	PCB-171/173	ng/kg_{lipid}	4	4	40%	46867	161053	92658	98300	55600
PCB Congeners	PCB-172	ng/kg_{lipid}	10	10	100%	15308	50877	25708	29800	12300
PCB Congeners	PCB-174	ng/kg_{lipid}	4	4	40%	43200	115085	84713	81900	33300
PCB Congeners	PCB-175	ng/kg_{lipid}	3	3	30%	4593	12298	5458	7450	4220
PCB Congeners	PCB-176	ng/kg_{lipid}	10	10	100%	6654	22542	10708	13000	5540
PCB Congeners	PCB-177	ng/kg_{lipid}	4	4	40%	47933	119831	84939	84400	34700
PCB Congeners	PCB-178	ng/kg_{lipid}	7	7	70%	29077	92456	45818	53900	23200
PCB Congeners	PCB-179	ng/kg_{lipid}	10	10	100%	35000	110175	55678	65800	25800
PCB Congeners	PCB-18/30	ng/kg_{lipid}	10	10	100%	45267	123898	75284	80300	25300
PCB Congeners	PCB-180/193	ng/kg_{lipid}	10	10	100%	323846	1508772	565152	690000	370000
PCB Congeners	PCB-181	ng/kg_{lipid}	3	3	30%	1833	6614	2083	3510	2690
PCB Congeners	PCB-182	ng/kg_{lipid}	4	4	40%	1893	5509	2973	3340	1680
PCB Congeners	PCB-183/185	ng/kg_{lipid}	3	3	30%	142000	522807	190000	285000	207000
PCB Congeners	PCB-184	ng/kg_{lipid}	10	10	100%	806	4526	1759	2030	1080
PCB Congeners	PCB-187	ng/kg_{lipid}	3	3	30%	230000	642105	304167	392000	220000
PCB Congeners	PCB-188	ng/kg_{lipid}	10	10	100%	1838	7351	2954	3670	1810
PCB Congeners	PCB-189	ng/kg_{lipid}	10	10	100%	4485	18596	8042	9420	4380
PCB Congeners	PCB-19	ng/kg_{lipid}	10	10	100%	13333	47627	22985	25800	10400
PCB Congeners	PCB-190	ng/kg_{lipid}	10	10	100%	22000	98947	44652	52000	25900
PCB Congeners	PCB-191	ng/kg_{lipid}	10	10	100%	4754	22281	8890	10600	5910
PCB Congeners	PCB-192	ng/kg_{lipid}	9	1	10%	92.5	92.5	NA	NA	NA
PCB Congeners	PCB-194	ng/kg_{lipid}	10	10	100%	44154	212281	108106	117000	54400
PCB Congeners	PCB-195	ng/kg_{lipid}	10	10	100%	15077	69492	33917	37500	18000
PCB Congeners	PCB-196	ng/kg_{lipid}	10	10	100%	28385	136842	52943	66100	36800
PCB Congeners	PCB-197/200	ng/kg_{lipid}	10	10	100%	5215	24035	9650	12200	6360
PCB Congeners	PCB-198/199	ng/kg_{lipid}	10	10	100%	60231	245614	105511	134000	63100
PCB Congeners	PCB-2	ng/kg_{lipid}	10	7	70%	107	367	220	213	86.7
PCB Congeners	PCB-20/28	ng/kg_{lipid}	10	10	100%	206154	486441	325455	330000	91600
PCB Congeners	PCB-201	ng/kg_{lipid}	10	10	100%	10462	44561	18867	22300	11300
PCB Congeners	PCB-202	ng/kg_{lipid}	10	10	100%	36615	124386	59883	68700	28800
PCB Congeners	PCB-203	ng/kg_{lipid}	10	10	100%	53846	296491	112462	135000	78800
PCB Congeners	PCB-204	ng/kg_{lipid}	10	8	80%	198	737	277	331	178
PCB Congeners	PCB-205	ng/kg_{lipid}	10	10	100%	2415	11797	5466	6220	3250
PCB Congeners	PCB-206	ng/kg_{lipid}	10	10	100%	42538	212281	90000	106000	55600
PCB Congeners	PCB-207	ng/kg_{lipid}	10	10	100%	4231	19123	8454	9600	5090
PCB Congeners	PCB-208	ng/kg_{lipid}	8	8	80%	17000	52373	28072	32800	13300
PCB Congeners	PCB-209	ng/kg_{lipid}	7	7	70%	22538	98421	50114	50600	27200
PCB Congeners	PCB-21/33	ng/kg_{lipid}	10	10	100%	18133	50529	31557	32100	8880

Table 3-30
Statistical Summary of Detected Analytes - Winter Flounder (Whole Body) - Lipid Normalized

Parameter Group	Analyte	Units	Number of Valid Results[1]	Number of Detects	Detection Frequency	Minimum Detect	Maximum Detect	Median Value	Mean of Detects	Standard Deviation
PCB Congeners	PCB-22	ng/kg_{lipid}	10	10	100%	30600	67930	52204	50100	11800
PCB Congeners	PCB-23	ng/kg_{lipid}	10	8	80%	68.7	162	117	114	32.5
PCB Congeners	PCB-24	ng/kg_{lipid}	10	5	50%	693	1411	983	961	294
PCB Congeners	PCB-25	ng/kg_{lipid}	10	10	100%	10750	22569	16757	16300	3800
PCB Congeners	PCB-26/29	ng/kg_{lipid}	10	10	100%	31800	68601	43159	45700	12100
PCB Congeners	PCB-27	ng/kg_{lipid}	10	10	100%	11800	39322	21519	23400	8600
PCB Congeners	PCB-3	ng/kg_{lipid}	10	4	40%	428	675	578	565	109
PCB Congeners	PCB-31	ng/kg_{lipid}	10	10	100%	130000	280397	197692	201000	51400
PCB Congeners	PCB-32	ng/kg_{lipid}	10	10	100%	40067	131864	76017	80000	26700
PCB Congeners	PCB-34	ng/kg_{lipid}	10	10	100%	658	1850	1201	1170	382
PCB Congeners	PCB-35	ng/kg_{lipid}	10	8	80%	175	367	246	249	54.5
PCB Congeners	PCB-37	ng/kg_{lipid}	10	10	100%	6117	13720	9220	9410	2400
PCB Congeners	PCB-38	ng/kg_{lipid}	10	10	100%	151	553	276	293	117
PCB Congeners	PCB-39	ng/kg_{lipid}	10	10	100%	588	1447	839	890	275
PCB Congeners	PCB-4	ng/kg_{lipid}	10	10	100%	18467	94915	33432	39300	22500
PCB Congeners	PCB-40/71	ng/kg_{lipid}	10	10	100%	109333	291123	201818	200000	56400
PCB Congeners	PCB-41	ng/kg_{lipid}	10	9	90%	4800	12094	8864	8370	2470
PCB Congeners	PCB-42	ng/kg_{lipid}	10	10	100%	27000	63354	52437	48100	11400
PCB Congeners	PCB-43	ng/kg_{lipid}	10	10	100%	3873	10416	7861	7170	2100
PCB Congeners	PCB-44/47/65	ng/kg_{lipid}	10	10	100%	317692	646177	461326	479000	131000
PCB Congeners	PCB-45	ng/kg_{lipid}	10	10	100%	12133	33898	24529	23900	7350
PCB Congeners	PCB-46	ng/kg_{lipid}	10	10	100%	5707	13707	10575	9890	2780
PCB Congeners	PCB-48	ng/kg_{lipid}	10	10	100%	27933	64137	48914	45800	11400
PCB Congeners	PCB-49/69	ng/kg_{lipid}	10	10	100%	220000	453080	321288	318000	77300
PCB Congeners	PCB-5	ng/kg_{lipid}	10	9	90%	125	312	209	215	63.5
PCB Congeners	PCB-50/53	ng/kg_{lipid}	10	10	100%	22133	57627	38840	38600	12100
PCB Congeners	PCB-51	ng/kg_{lipid}	10	10	100%	27467	65012	44765	43700	11800
PCB Congeners	PCB-52	ng/kg_{lipid}	10	10	100%	206667	469492	313295	318000	91900
PCB Congeners	PCB-54	ng/kg_{lipid}	10	10	100%	2027	6165	3729	3640	1150
PCB Congeners	PCB-55	ng/kg_{lipid}	10	8	80%	1500	3284	2179	2260	577
PCB Congeners	PCB-56	ng/kg_{lipid}	10	10	100%	54692	107966	79773	78200	17900
PCB Congeners	PCB-57	ng/kg_{lipid}	10	10	100%	1560	3171	2161	2250	614
PCB Congeners	PCB-58	ng/kg_{lipid}	10	10	100%	1108	2379	1737	1680	425
PCB Congeners	PCB-6	ng/kg_{lipid}	10	10	100%	3547	10565	5794	6430	2430
PCB Congeners	PCB-60	ng/kg_{lipid}	10	10	100%	45308	131186	76716	81900	25000
PCB Congeners	PCB-61/70/74/76	ng/kg_{lipid}	10	10	100%	474615	1049153	755985	791000	197000
PCB Congeners	PCB-62/75	ng/kg_{lipid}	10	10	100%	32154	71695	46777	49000	13500
PCB Congeners	PCB-63	ng/kg_{lipid}	10	10	100%	8133	22881	14557	14300	4440
PCB Congeners	PCB-64	ng/kg_{lipid}	10	10	100%	147692	315418	220455	232000	57400
PCB Congeners	PCB-66	ng/kg_{lipid}	10	10	100%	319231	831579	537273	576000	163000
PCB Congeners	PCB-67	ng/kg_{lipid}	10	10	100%	5253	10586	8133	7840	1830
PCB Congeners	PCB-68	ng/kg_{lipid}	10	10	100%	3638	9034	5936	5780	1900
PCB Congeners	PCB-7	ng/kg_{lipid}	10	8	80%	295	1158	567	644	271
PCB Congeners	PCB-72	ng/kg_{lipid}	10	10	100%	6750	16808	10735	11600	3760
PCB Congeners	PCB-73	ng/kg_{lipid}	10	8	80%	1569	4034	2254	2650	982
PCB Congeners	PCB-77	ng/kg_{lipid}	10	10	100%	15385	40508	22543	23600	7220
PCB Congeners	PCB-79	ng/kg_{lipid}	10	10	100%	1120	2983	1795	1890	657
PCB Congeners	PCB-8	ng/kg_{lipid}	8	8	80%	10333	34327	21517	22500	8330
PCB Congeners	PCB-80	ng/kg_{lipid}	10	1	10%	105	105	NA	NA	NA
PCB Congeners	PCB-81	ng/kg_{lipid}	10	10	100%	490	1481	736	769	289
PCB Congeners	PCB-82	ng/kg_{lipid}	10	10	100%	16000	35064	27920	25500	6200
PCB Congeners	PCB-83	ng/kg_{lipid}	10	10	100%	6608	17288	10337	10400	3480
PCB Congeners	PCB-84	ng/kg_{lipid}	10	10	100%	35267	89821	63390	62700	19200
PCB Congeners	PCB-85/116/117	ng/kg_{lipid}	10	10	100%	100000	333333	159545	184000	74500
PCB Congeners	PCB-86/87/97/109/119/125	ng/kg_{lipid}	10	10	100%	194615	485965	292500	306000	96500
PCB Congeners	PCB-88	ng/kg_{lipid}	10	3	30%	207	434	367	336	117
PCB Congeners	PCB-89	ng/kg_{lipid}	10	10	100%	3107	7041	4892	4710	1160
PCB Congeners	PCB-9	ng/kg_{lipid}	10	9	90%	733	2254	1200	1390	530

Table 3-30
Statistical Summary of Detected Analytes - Winter Flounder (Whole Body) - Lipid Normalized

Parameter Group	Analyte	Units	Number of Valid Results[1]	Number of Detects	Detection Frequency	Minimum Detect	Maximum Detect	Median Value	Mean of Detects	Standard Deviation
PCB Congeners	PCB-90/101/113	ng/kg_{lipid}	10	10	100%	271250	633934	430152	442000	141000
PCB Congeners	PCB-91	ng/kg_{lipid}	10	10	100%	43467	113199	75598	75300	22900
PCB Congeners	PCB-92	ng/kg_{lipid}	10	10	100%	63125	159916	104470	108000	36200
PCB Congeners	PCB-93/100	ng/kg_{lipid}	10	10	100%	17615	63860	36527	37100	13700
PCB Congeners	PCB-94	ng/kg_{lipid}	10	10	100%	1500	4339	3461	2970	963
PCB Congeners	PCB-95	ng/kg_{lipid}	10	10	100%	117333	423729	222992	226000	85600
PCB Congeners	PCB-96	ng/kg_{lipid}	10	10	100%	1093	3711	2414	2400	824
PCB Congeners	PCB-98/102	ng/kg_{lipid}	10	10	100%	13400	36578	24208	23300	7410
PCB Congeners	PCB-99	ng/kg_{lipid}	10	10	100%	384615	1522807	612386	722000	347000
PCB Congeners	Total PCB Congeners (209)	ng/kg_{lipid}	10	10	100%	8740000	26800000	13350000	15000000	5610000
Pesticides	2,4'-DDD	pg/g_{lipid}	10	10	100%	34467	318644	54503	80500	85100
Pesticides	2,4'-DDE	pg/g_{lipid}	10	10	100%	48533	230508	126818	127000	51600
Pesticides	2,4'-DDT	pg/g_{lipid}	10	10	100%	4587	81186	12278	23300	26400
Pesticides	4,4'-DDD	pg/g_{lipid}	10	10	100%	190000	1386441	518542	633000	376000
Pesticides	4,4'-DDE	pg/g_{lipid}	10	10	100%	1086667	4796610	2332494	2410000	1080000
Pesticides	4,4'-DDT	pg/g_{lipid}	10	10	100%	41800	396610	70353	128000	124000
Pesticides	Aldrin	pg/g_{lipid}	10	10	100%	412	1283	678	780	285
Pesticides	Alpha BHC	pg/g_{lipid}	10	10	100%	873	7288	2036	2550	1840
Pesticides	Beta BHC	pg/g_{lipid}	10	9	90%	659	2102	1023	1150	426
Pesticides	cis-Chlordane	pg/g_{lipid}	10	10	100%	290000	788136	405644	482000	177000
Pesticides	cis-Nonachlor	pg/g_{lipid}	10	10	100%	90000	298246	128229	163000	77000
Pesticides	Dieldrin	pg/g_{lipid}	10	10	100%	111333	515254	190828	222000	112000
Pesticides	Endrin	pg/g_{lipid}	10	2	20%	2373	2409	2391	2390	25.6
Pesticides	Gamma BHC (Lindane)	pg/g_{lipid}	10	9	90%	1160	2523	1449	1760	568
Pesticides	Heptachlor	pg/g_{lipid}	10	5	50%	833	2169	1433	1400	515
Pesticides	Heptachlor epoxide	pg/g_{lipid}	10	10	100%	29733	121356	46596	57200	26900
Pesticides	Hexachlorobenzene	pg/g_{lipid}	10	10	100%	40333	140909	80813	83000	30300
Pesticides	Mirex	pg/g_{lipid}	9	9	90%	3585	12491	4545	5950	3050
Pesticides	Oxychlordane	pg/g_{lipid}	10	10	100%	13600	76102	20042	26800	18400
Pesticides	Total Alpha + Gamma Chlordane	pg/g_{lipid}	10	10	100%	424000	1160000	596000	667000	249000
Pesticides	Total DDT (2,4 & 4,4)	pg/g_{lipid}	10	10	100%	1410000	7210000	3205000	3400000	1590000
Pesticides	Total DDT (2,4)	pg/g_{lipid}	10	10	100%	87600	630000	193500	231000	151000
Pesticides	Total DDT (4,4)	pg/g_{lipid}	10	10	100%	1320000	6580000	3040000	3170000	1450000
Pesticides	Trans-chlordane	pg/g_{lipid}	10	10	100%	93333	371186	174848	185000	82100
Pesticides	Trans-heptachlor epoxide	pg/g_{lipid}	10	6	60%	20125	57368	24408	29100	14100
Pesticides	Trans-nonachlor	pg/g_{lipid}	10	10	100%	238000	928814	324858	425000	225000
Semivolatiles	Benzaldehyde	ug/kg_{lipid}	10	1	10%	100000	100000	NA	NA	NA
Semivolatiles	Phenol	ug/kg_{lipid}	10	3	30%	25000	49167	37500	37200	12100

Footnotes:
[1]Valid results are results that were found to be valid as a result of data validation. Only valid data are used in statistical analyses. Additional details regarding rejected data are provided in Appendix E of this report.

Notes:
1. Only detected values were included in the calculation of totals.
2. Non-detect ("U" qualified) data were excluded from the statistical analysis.

DDD = dichlorodiphenyldichloroethane
DDE = dichlorodiphenyldichloroethylene
DDT = dichlorodiphenyltrichloroethane
HMW = high molecular weight
LMW = low molecular weight
PAH = polycyclic aromatic hydrocarbon
PCB = polychlorinated biphenyl
NA = not applicable

% = percent
mg/kg = milligrams per kilogram
ng/g = nanograms per gram
ng/kg = nanograms per kilogram
pg/g = picograms per gram
ug/kg = micrograms per kilogram

Table 3-31
Statistical Summary of Detected Analytes by Zone - Winter Flounder (Whole Body) - Lipid Normalized

Parameter Group	Analyte	Units	Number of Valid Results[1]	Number of Detects	Detection Frequency	Minimum Detect	Maximum Detect	Median Value	Mean of Detects	Standard Deviation
NORTH ZONE										
Aroclor PCBs	Aroclor 1248	ug/kg_{lipid}	4	1	25%	4773	4773	NA	NA	NA
Aroclor PCBs	Aroclor 1254	ug/kg_{lipid}	4	3	75%	2313	8295	2333	4310	3450
Aroclor PCBs	Aroclor 1260	ug/kg_{lipid}	4	2	50%	1400	3182	2291	2290	1260
Aroclor PCBs	Total Aroclor PCBs (Sum Of 7 Aroclors)	ug/kg_{lipid}	4	4	100%	1400	16300	2320	5590	7160
Aroclor PCBs	Total Aroclor PCBs (Sum Of 9 Aroclors)	ug/kg_{lipid}	4	4	100%	1400	16300	2320	5590	7160
Butyltins	Tributyltin	ug/kg_{lipid}	4	4	100%	220	600	441	426	178
Dioxins/Furans	1,2,3,4,6,7,8-HpCDD	ng/kg_{lipid}	4	4	100%	37.8	123	79.2	79.8	34.9
Dioxins/Furans	1,2,3,4,6,7,8-HpCDF	ng/kg_{lipid}	4	4	100%	53.0	188	122	121	55
Dioxins/Furans	1,2,3,4,7,8,9-HpCDF	ng/kg_{lipid}	4	3	75%	2.93	10.2	6.69	6.6	3.62
Dioxins/Furans	1,2,3,4,7,8-HxCDD	ng/kg_{lipid}	4	3	75%	2.23	5.36	4.50	4.03	1.62
Dioxins/Furans	1,2,3,4,7,8-HxCDF	ng/kg_{lipid}	4	4	100%	24.1	69.8	34.0	40.5	20.1
Dioxins/Furans	1,2,3,6,7,8-HxCDD	ng/kg_{lipid}	4	4	100%	8.81	23.9	15.0	15.6	6.54
Dioxins/Furans	1,2,3,6,7,8-HxCDF	ng/kg_{lipid}	4	4	100%	19.3	33.9	29.5	28	6.25
Dioxins/Furans	1,2,3,7,8,9-HxCDD	ng/kg_{lipid}	4	4	100%	4.28	9.85	6.50	6.78	2.45
Dioxins/Furans	1,2,3,7,8,9-HxCDF	ng/kg_{lipid}	4	4	100%	4.81	11.6	7.03	7.61	2.86
Dioxins/Furans	1,2,3,7,8-PCDD	ng/kg_{lipid}	4	3	75%	6.73	35.5	12.5	18.2	15.2
Dioxins/Furans	1,2,3,7,8-PCDF	ng/kg_{lipid}	4	4	100%	19.7	29.3	26.6	25.5	4.32
Dioxins/Furans	2,3,4,6,7,8-HxCDF	ng/kg_{lipid}	4	4	100%	5.51	11.2	8.44	8.39	2.55
Dioxins/Furans	2,3,4,7,8-PCDF	ng/kg_{lipid}	4	4	100%	43.9	82.1	54.1	58.5	16.8
Dioxins/Furans	2,3,7,8-TCDD	ng/kg_{lipid}	4	4	100%	463	867	593	629	179
Dioxins/Furans	2,3,7,8-TCDF	ng/kg_{lipid}	4	4	100%	142	208	156	165	29.7
Dioxins/Furans	OCDD	ng/kg_{lipid}	4	4	100%	196	1031	562	588	348
Dioxins/Furans	OCDF	ng/kg_{lipid}	4	4	100%	29.3	280	111	133	106
PCB Congeners	PCB-1	ng/kg_{lipid}	4	4	100%	2700	4977	3023	3430	1050
PCB Congeners	PCB-10	ng/kg_{lipid}	4	4	100%	1475	4807	2303	2720	1450
PCB Congeners	PCB-103	ng/kg_{lipid}	4	4	100%	4181	9739	7028	6990	2430
PCB Congeners	PCB-104	ng/kg_{lipid}	4	4	100%	813	1455	1144	1140	323
PCB Congeners	PCB-105	ng/kg_{lipid}	4	4	100%	182000	219167	209460	205000	17200
PCB Congeners	PCB-107	ng/kg_{lipid}	4	4	100%	34067	52500	41875	42600	8550
PCB Congeners	PCB-108/124	ng/kg_{lipid}	4	4	100%	13625	21477	17083	17300	3640
PCB Congeners	PCB-11	ng/kg_{lipid}	4	2	50%	3787	4443	4115	4110	464
PCB Congeners	PCB-110/115	ng/kg_{lipid}	4	4	100%	569333	753409	616250	639000	80100
PCB Congeners	PCB-111	ng/kg_{lipid}	4	4	100%	669	1784	1388	1310	481
PCB Congeners	PCB-112	ng/kg_{lipid}	4	3	75%	1331	2760	2300	2130	729
PCB Congeners	PCB-114	ng/kg_{lipid}	4	4	100%	14333	18083	17045	16600	1650
PCB Congeners	PCB-118	ng/kg_{lipid}	4	4	100%	666667	841667	774716	764000	74000
PCB Congeners	PCB-12/13	ng/kg_{lipid}	4	3	75%	499	922	725	715	211
PCB Congeners	PCB-120	ng/kg_{lipid}	4	4	100%	3106	6557	5874	5350	1610
PCB Congeners	PCB-121	ng/kg_{lipid}	4	4	100%	296	797	665	606	224
PCB Congeners	PCB-122	ng/kg_{lipid}	4	4	100%	1387	2352	1904	1890	428
PCB Congeners	PCB-123	ng/kg_{lipid}	4	4	100%	13733	19250	15798	16100	2540
PCB Congeners	PCB-126	ng/kg_{lipid}	4	4	100%	1450	1850	1487	1570	189
PCB Congeners	PCB-127	ng/kg_{lipid}	4	4	100%	888	1330	1166	1140	210
PCB Congeners	PCB-128/166	ng/kg_{lipid}	4	4	100%	90667	126667	113040	111000	16100
PCB Congeners	PCB-129/138/163	ng/kg_{lipid}	4	4	100%	787500	1083333	964735	950000	152000
PCB Congeners	PCB-130	ng/kg_{lipid}	4	4	100%	19333	33295	26073	26200	6290
PCB Congeners	PCB-131	ng/kg_{lipid}	4	4	100%	2147	4443	3044	3170	971
PCB Congeners	PCB-132	ng/kg_{lipid}	4	4	100%	68667	125000	99688	98300	23900
PCB Congeners	PCB-133	ng/kg_{lipid}	4	4	100%	12533	24205	17896	18100	4990
PCB Congeners	PCB-134	ng/kg_{lipid}	4	4	100%	13533	31023	21969	22100	7630
PCB Congeners	PCB-135/151	ng/kg_{lipid}	4	4	100%	100667	204545	139271	146000	48600
PCB Congeners	PCB-136	ng/kg_{lipid}	4	4	100%	17133	39205	25583	26900	9650
PCB Congeners	PCB-137	ng/kg_{lipid}	4	4	100%	33188	45417	37998	38700	5100
PCB Congeners	PCB-139/140	ng/kg_{lipid}	4	4	100%	12625	18583	16387	16000	2740
PCB Congeners	PCB-141	ng/kg_{lipid}	4	4	100%	75333	113636	98646	96600	16500

Table 3-31
Statistical Summary of Detected Analytes by Zone - Winter Flounder (Whole Body) - Lipid Normalized

Parameter Group	Analyte	Units	Number of Valid Results[1]	Number of Detects	Detection Frequency	Minimum Detect	Maximum Detect	Median Value	Mean of Detects	Standard Deviation
PCB Congeners	PCB-143	ng/kg_{lipid}	4	3	75%	293	455	351	366	82
PCB Congeners	PCB-144	ng/kg_{lipid}	4	4	100%	12438	23295	16833	17300	5170
PCB Congeners	PCB-145	ng/kg_{lipid}	4	3	75%	125	225	193	181	51
PCB Congeners	PCB-146	ng/kg_{lipid}	2	2	50%	75333	122727	99030	99000	33500
PCB Congeners	PCB-147/149	ng/kg_{lipid}	4	4	100%	180667	375000	271563	275000	91600
PCB Congeners	PCB-148	ng/kg_{lipid}	4	4	100%	1075	3307	2359	2280	956
PCB Congeners	PCB-15	ng/kg_{lipid}	4	4	100%	2713	5466	4572	4330	1160
PCB Congeners	PCB-150	ng/kg_{lipid}	4	4	100%	2100	4580	2976	3160	1090
PCB Congeners	PCB-152	ng/kg_{lipid}	4	4	100%	353	1000	523	600	287
PCB Congeners	PCB-153/168	ng/kg_{lipid}	4	4	100%	588125	1308333	1106591	1030000	316000
PCB Congeners	PCB-154	ng/kg_{lipid}	4	4	100%	15750	48864	38283	35300	14400
PCB Congeners	PCB-155	ng/kg_{lipid}	4	4	100%	7200	9583	8398	8390	980
PCB Congeners	PCB-156/157	ng/kg_{lipid}	4	4	100%	70000	98333	82983	83600	12200
PCB Congeners	PCB-158	ng/kg_{lipid}	4	4	100%	62533	89167	71051	73500	13000
PCB Congeners	PCB-159	ng/kg_{lipid}	4	2	50%	130	183	157	157	37.7
PCB Congeners	PCB-16	ng/kg_{lipid}	4	4	100%	11600	27386	19094	19300	6450
PCB Congeners	PCB-161	ng/kg_{lipid}	4	1	25%	81.9	81.9	NA	NA	NA
PCB Congeners	PCB-162	ng/kg_{lipid}	4	4	100%	5060	8659	7221	7040	1510
PCB Congeners	PCB-164	ng/kg_{lipid}	4	4	100%	21533	36705	31146	30100	7410
PCB Congeners	PCB-165	ng/kg_{lipid}	4	4	100%	625	1784	1277	1240	486
PCB Congeners	PCB-167	ng/kg_{lipid}	4	4	100%	31333	43667	36955	37200	5990
PCB Congeners	PCB-17	ng/kg_{lipid}	4	4	100%	29800	57045	46354	44900	11300
PCB Congeners	PCB-170	ng/kg_{lipid}	4	4	100%	130000	205000	190189	179000	34400
PCB Congeners	PCB-171/173	ng/kg_{lipid}	1	1	25%	46867	46867	NA	NA	NA
PCB Congeners	PCB-172	ng/kg_{lipid}	4	4	100%	18800	27841	23958	23600	4120
PCB Congeners	PCB-174	ng/kg_{lipid}	1	1	25%	43200	43200	NA	NA	NA
PCB Congeners	PCB-175	ng/kg_{lipid}	1	1	25%	4593	4593	NA	NA	NA
PCB Congeners	PCB-176	ng/kg_{lipid}	4	4	100%	7400	12727	10573	10300	2200
PCB Congeners	PCB-177	ng/kg_{lipid}	1	1	25%	47933	47933	NA	NA	NA
PCB Congeners	PCB-178	ng/kg_{lipid}	2	2	50%	34400	56477	45439	45400	15600
PCB Congeners	PCB-179	ng/kg_{lipid}	4	4	100%	37600	70227	51958	52900	13400
PCB Congeners	PCB-18/30	ng/kg_{lipid}	4	4	100%	45267	86818	66563	66300	17100
PCB Congeners	PCB-180/193	ng/kg_{lipid}	4	4	100%	423750	604167	525985	520000	89900
PCB Congeners	PCB-181	ng/kg_{lipid}	1	1	25%	1833	1833	NA	NA	NA
PCB Congeners	PCB-182	ng/kg_{lipid}	1	1	25%	1893	1893	NA	NA	NA
PCB Congeners	PCB-183/185	ng/kg_{lipid}	1	1	25%	142000	142000	NA	NA	NA
PCB Congeners	PCB-184	ng/kg_{lipid}	4	4	100%	806	2023	1674	1540	530
PCB Congeners	PCB-187	ng/kg_{lipid}	1	1	25%	230000	230000	NA	NA	NA
PCB Congeners	PCB-188	ng/kg_{lipid}	4	4	100%	2175	3420	2661	2730	553
PCB Congeners	PCB-189	ng/kg_{lipid}	4	4	100%	6260	8833	7423	7480	1330
PCB Congeners	PCB-19	ng/kg_{lipid}	4	4	100%	13333	26477	19667	19800	5400
PCB Congeners	PCB-190	ng/kg_{lipid}	4	4	100%	28867	47917	44381	41400	8520
PCB Congeners	PCB-191	ng/kg_{lipid}	4	4	100%	6293	10167	7713	7970	1970
PCB Congeners	PCB-192	ng/kg_{lipid}	4	1	25%	92.5	92.5	NA	NA	NA
PCB Congeners	PCB-194	ng/kg_{lipid}	4	4	100%	66333	117045	95208	93400	21100
PCB Congeners	PCB-195	ng/kg_{lipid}	4	4	100%	18267	40688	31348	30400	9270
PCB Congeners	PCB-196	ng/kg_{lipid}	4	4	100%	37467	54750	46849	46500	7890
PCB Congeners	PCB-197/200	ng/kg_{lipid}	4	4	100%	7133	9966	8573	8560	1310
PCB Congeners	PCB-198/199	ng/kg_{lipid}	4	4	100%	85333	108523	97917	97400	10200
PCB Congeners	PCB-2	ng/kg_{lipid}	4	3	75%	107	367	115	196	148
PCB Congeners	PCB-20/28	ng/kg_{lipid}	4	4	100%	215333	364375	319621	305000	65600
PCB Congeners	PCB-201	ng/kg_{lipid}	4	4	100%	12000	19318	15608	15600	3770
PCB Congeners	PCB-202	ng/kg_{lipid}	4	4	100%	37333	74545	51344	53600	16100
PCB Congeners	PCB-203	ng/kg_{lipid}	4	4	100%	76875	121591	90333	94800	21700
PCB Congeners	PCB-204	ng/kg_{lipid}	4	3	75%	215	269	230	238	28.1
PCB Congeners	PCB-205	ng/kg_{lipid}	4	4	100%	3360	5773	4654	4610	1070

Table 3-31
Statistical Summary of Detected Analytes by Zone - Winter Flounder (Whole Body) - Lipid Normalized

Parameter Group	Analyte	Units	Number of Valid Results[1]	Number of Detects	Detection Frequency	Minimum Detect	Maximum Detect	Median Value	Mean of Detects	Standard Deviation
PCB Congeners	PCB-206	ng/kg_{lipid}	4	4	100%	62733	105455	70313	77200	19500
PCB Congeners	PCB-207	ng/kg_{lipid}	4	4	100%	4920	9091	6483	6740	2040
PCB Congeners	PCB-208	ng/kg_{lipid}	3	3	75%	23375	31477	24667	26500	4350
PCB Congeners	PCB-209	ng/kg_{lipid}	2	2	50%	23400	50114	36757	36800	18900
PCB Congeners	PCB-21/33	ng/kg_{lipid}	4	4	100%	18133	37727	29500	28700	8180
PCB Congeners	PCB-22	ng/kg_{lipid}	4	4	100%	30600	53864	52500	47400	11200
PCB Congeners	PCB-23	ng/kg_{lipid}	4	4	100%	68.7	136	92.3	97.4	29.1
PCB Congeners	PCB-24	ng/kg_{lipid}	4	3	75%	693	1019	983	898	179
PCB Congeners	PCB-25	ng/kg_{lipid}	4	4	100%	11600	17614	15833	15200	2580
PCB Congeners	PCB-26/29	ng/kg_{lipid}	4	4	100%	31800	50568	40500	40800	7720
PCB Congeners	PCB-27	ng/kg_{lipid}	4	4	100%	11800	26705	17729	18500	6330
PCB Congeners	PCB-3	ng/kg_{lipid}	4	1	25%	675	675	NA	NA	NA
PCB Congeners	PCB-31	ng/kg_{lipid}	4	4	100%	130000	228409	182604	181000	40900
PCB Congeners	PCB-32	ng/kg_{lipid}	4	4	100%	40067	88977	70604	67600	20400
PCB Congeners	PCB-34	ng/kg_{lipid}	4	4	100%	658	1375	864	940	336
PCB Congeners	PCB-35	ng/kg_{lipid}	4	4	100%	211	252	245	238	18.6
PCB Congeners	PCB-37	ng/kg_{lipid}	4	4	100%	7067	10438	9015	8880	1390
PCB Congeners	PCB-38	ng/kg_{lipid}	4	4	100%	208	297	276	264	41.2
PCB Congeners	PCB-39	ng/kg_{lipid}	4	4	100%	680	983	847	839	150
PCB Congeners	PCB-4	ng/kg_{lipid}	4	4	100%	18467	38182	25792	27100	8220
PCB Congeners	PCB-40/71	ng/kg_{lipid}	4	4	100%	109333	248864	174688	177000	58400
PCB Congeners	PCB-41	ng/kg_{lipid}	4	4	100%	4800	9667	7869	7550	2180
PCB Congeners	PCB-42	ng/kg_{lipid}	4	4	100%	34067	53750	47608	45800	9350
PCB Congeners	PCB-43	ng/kg_{lipid}	4	4	100%	3873	8602	6277	6260	2340
PCB Congeners	PCB-44/47/65	ng/kg_{lipid}	4	4	100%	329333	530682	413229	422000	88300
PCB Congeners	PCB-45	ng/kg_{lipid}	4	4	100%	12133	29886	22688	21800	7870
PCB Congeners	PCB-46	ng/kg_{lipid}	4	4	100%	5707	12159	8521	8730	2970
PCB Congeners	PCB-48	ng/kg_{lipid}	4	4	100%	27933	56591	42927	42600	12500
PCB Congeners	PCB-49/69	ng/kg_{lipid}	4	4	100%	220000	354545	299271	293000	58300
PCB Congeners	PCB-5	ng/kg_{lipid}	4	3	75%	125	269	189	195	72.1
PCB Congeners	PCB-50/53	ng/kg_{lipid}	4	4	100%	22133	44886	32667	33100	10700
PCB Congeners	PCB-51	ng/kg_{lipid}	4	4	100%	27467	54205	39677	40300	11800
PCB Congeners	PCB-52	ng/kg_{lipid}	4	4	100%	206667	350000	268438	273000	63400
PCB Congeners	PCB-54	ng/kg_{lipid}	4	4	100%	2027	4318	3182	3180	985
PCB Congeners	PCB-55	ng/kg_{lipid}	4	4	100%	1500	3284	2129	2260	745
PCB Congeners	PCB-56	ng/kg_{lipid}	4	4	100%	55933	88409	79813	76000	14000
PCB Congeners	PCB-57	ng/kg_{lipid}	4	4	100%	1560	3023	1738	2010	690
PCB Congeners	PCB-58	ng/kg_{lipid}	4	4	100%	1227	2057	1510	1580	375
PCB Congeners	PCB-6	ng/kg_{lipid}	4	4	100%	3547	7420	4560	5020	1680
PCB Congeners	PCB-60	ng/kg_{lipid}	4	4	100%	53733	85625	74602	72100	13400
PCB Congeners	PCB-61/70/74/76	ng/kg_{lipid}	4	4	100%	581333	776136	719792	699000	83500
PCB Congeners	PCB-62/75	ng/kg_{lipid}	4	4	100%	33400	54318	43083	43500	8860
PCB Congeners	PCB-63	ng/kg_{lipid}	4	4	100%	8133	16136	12604	12400	3430
PCB Congeners	PCB-64	ng/kg_{lipid}	4	4	100%	164000	245455	215833	210000	34000
PCB Congeners	PCB-66	ng/kg_{lipid}	4	4	100%	432000	580625	537273	522000	63400
PCB Congeners	PCB-67	ng/kg_{lipid}	4	4	100%	5253	9057	7665	7410	1660
PCB Congeners	PCB-68	ng/kg_{lipid}	4	4	100%	3638	6750	4544	4870	1500
PCB Congeners	PCB-7	ng/kg_{lipid}	4	3	75%	295	597	534	475	159
PCB Congeners	PCB-72	ng/kg_{lipid}	4	4	100%	6750	13636	9183	9690	2920
PCB Congeners	PCB-73	ng/kg_{lipid}	4	4	100%	1569	4034	2090	2450	1120
PCB Congeners	PCB-77	ng/kg_{lipid}	4	4	100%	17600	23523	21938	21200	2630
PCB Congeners	PCB-79	ng/kg_{lipid}	4	4	100%	1120	2261	1472	1580	552
PCB Congeners	PCB-8	ng/kg_{lipid}	2	2	50%	10333	23864	17098	17100	9570
PCB Congeners	PCB-81	ng/kg_{lipid}	4	4	100%	529	842	763	724	136
PCB Congeners	PCB-82	ng/kg_{lipid}	4	4	100%	16000	29000	25148	23800	6090
PCB Congeners	PCB-83	ng/kg_{lipid}	4	4	100%	7067	11125	8885	8990	2160

Table 3-31
Statistical Summary of Detected Analytes by Zone - Winter Flounder (Whole Body) - Lipid Normalized

Parameter Group	Analyte	Units	Number of Valid Results[1]	Number of Detects	Detection Frequency	Minimum Detect	Maximum Detect	Median Value	Mean of Detects	Standard Deviation
PCB Congeners	PCB-84	ng/kg_{lipid}	4	4	100%	35267	72614	53365	53700	16600
PCB Congeners	PCB-85/116/117	ng/kg_{lipid}	4	4	100%	125333	163333	152670	149000	17100
PCB Congeners	PCB-86/87/97/109/119/125	ng/kg_{lipid}	4	4	100%	220000	300000	259063	260000	43900
PCB Congeners	PCB-88	ng/kg_{lipid}	4	3	75%	207	434	367	336	117
PCB Congeners	PCB-89	ng/kg_{lipid}	4	4	100%	3107	5216	4499	4330	933
PCB Congeners	PCB-9	ng/kg_{lipid}	4	3	75%	733	1489	1144	1120	378
PCB Congeners	PCB-90/101/113	ng/kg_{lipid}	4	4	100%	271250	465909	380333	374000	92100
PCB Congeners	PCB-91	ng/kg_{lipid}	4	4	100%	43467	83182	66198	64800	17200
PCB Congeners	PCB-92	ng/kg_{lipid}	4	4	100%	63125	117045	87500	88800	24900
PCB Congeners	PCB-93/100	ng/kg_{lipid}	4	4	100%	20250	38636	32542	31000	7870
PCB Congeners	PCB-94	ng/kg_{lipid}	4	4	100%	1500	3568	2628	2580	1110
PCB Congeners	PCB-95	ng/kg_{lipid}	4	4	100%	117333	242045	193333	187000	54300
PCB Congeners	PCB-96	ng/kg_{lipid}	4	4	100%	1093	3011	1974	2010	872
PCB Congeners	PCB-98/102	ng/kg_{lipid}	4	4	100%	13400	27955	19865	20300	6630
PCB Congeners	PCB-99	ng/kg_{lipid}	4	4	100%	424375	635227	584750	557000	98200
PCB Congeners	Total PCB Congeners (209)	ng/kg_{lipid}	4	4	100%	10600000	14500000	12050000	12300000	1910000
Pesticides	2,4'-DDD	pg/g_{lipid}	4	4	100%	34467	56023	42240	43700	9920
Pesticides	2,4'-DDE	pg/g_{lipid}	4	4	100%	48533	118182	87500	85400	28500
Pesticides	2,4'-DDT	pg/g_{lipid}	4	4	100%	4587	14667	12278	11000	4450
Pesticides	4,4'-DDD	pg/g_{lipid}	4	4	100%	190000	565833	461761	420000	161000
Pesticides	4,4'-DDE	pg/g_{lipid}	4	4	100%	1086667	2175000	1503788	1570000	482000
Pesticides	4,4'-DDT	pg/g_{lipid}	4	4	100%	41800	91591	61417	64100	20600
Pesticides	Aldrin	pg/g_{lipid}	4	4	100%	412	888	575	612	205
Pesticides	Alpha BHC	pg/g_{lipid}	4	4	100%	873	2943	1546	1730	893
Pesticides	Beta BHC	pg/g_{lipid}	4	4	100%	659	1398	978	1000	353
Pesticides	cis-Chlordane	pg/g_{lipid}	4	4	100%	347333	428333	370852	379000	35900
Pesticides	cis-Nonachlor	pg/g_{lipid}	4	4	100%	104667	150000	128229	128000	18600
Pesticides	Dieldrin	pg/g_{lipid}	4	4	100%	111333	240909	195938	186000	58300
Pesticides	Endrin	pg/g_{lipid}	4	1	25%	2409	2409	NA	NA	NA
Pesticides	Gamma BHC (Lindane)	pg/g_{lipid}	4	4	100%	1160	2523	1700	1770	707
Pesticides	Heptachlor	pg/g_{lipid}	4	3	75%	833	1525	1038	1130	355
Pesticides	Heptachlor epoxide	pg/g_{lipid}	4	4	100%	29733	69205	49219	49300	17800
Pesticides	Hexachlorobenzene	pg/g_{lipid}	4	4	100%	75625	140909	99667	104000	29300
Pesticides	Mirex	pg/g_{lipid}	4	4	100%	3613	5750	3905	4290	982
Pesticides	Oxychlordane	pg/g_{lipid}	4	4	100%	13600	24773	18510	18800	4750
Pesticides	Total Alpha + Gamma Chlordane	pg/g_{lipid}	4	4	100%	441000	602000	543000	532000	77100
Pesticides	Total DDT (2,4 & 4,4)	pg/g_{lipid}	4	4	100%	1410000	2840000	2260000	2190000	609000
Pesticides	Total DDT (2,4)	pg/g_{lipid}	4	4	100%	87600	187000	143000	140000	41100
Pesticides	Total DDT (4,4)	pg/g_{lipid}	4	4	100%	1320000	2710000	2090000	2050000	586000
Pesticides	Trans-chlordane	pg/g_{lipid}	4	4	100%	93333	206818	155417	153000	48700
Pesticides	Trans-heptachlor epoxide	pg/g_{lipid}	4	3	75%	20125	24733	24083	23000	2490
Pesticides	Trans-nonachlor	pg/g_{lipid}	4	4	100%	238000	377273	316563	312000	60400
Semivolatiles	Phenol	ug/kg_{lipid}	4	2	50%	25000	37500	31250	31300	8840
CENTRAL ZONE										
Aroclor PCBs	Aroclor 1248	ug/kg_{lipid}	4	3	75%	4000	8782	5000	5930	2520
Aroclor PCBs	Aroclor 1254	ug/kg_{lipid}	4	3	75%	7000	14338	9091	10100	3780
Aroclor PCBs	Aroclor 1260	ug/kg_{lipid}	4	4	100%	2462	5379	3605	3760	1300
Aroclor PCBs	Total Aroclor PCBs (Sum Of 7 Aroclors)	ug/kg_{lipid}	4	4	100%	4210	28500	15300	15800	10000
Aroclor PCBs	Total Aroclor PCBs (Sum Of 9 Aroclors)	ug/kg_{lipid}	4	4	100%	4210	28500	15300	15800	10000
Butyltins	Tributyltin	ug/kg_{lipid}	4	3	75%	485	636	569	563	76
Dioxins/Furans	1,2,3,4,6,7,8-HpCDD	ng/kg_{lipid}	4	4	100%	50.1	88.7	70.1	69.7	16.4
Dioxins/Furans	1,2,3,4,6,7,8-HpCDF	ng/kg_{lipid}	4	4	100%	48.6	561	79.9	192	246
Dioxins/Furans	1,2,3,4,7,8,9-HpCDF	ng/kg_{lipid}	4	3	75%	6.98	23.2	10.0	13.4	8.65
Dioxins/Furans	1,2,3,4,7,8-HxCDD	ng/kg_{lipid}	4	3	75%	3.40	9.15	4.25	5.6	3.1
Dioxins/Furans	1,2,3,4,7,8-HxCDF	ng/kg_{lipid}	4	4	100%	19.0	121	33.9	51.9	46.7
Dioxins/Furans	1,2,3,6,7,8-HxCDD	ng/kg_{lipid}	4	4	100%	15.1	24.8	20.8	20.4	4.09

Table 3-31
Statistical Summary of Detected Analytes by Zone - Winter Flounder (Whole Body) - Lipid Normalized

Parameter Group	Analyte	Units	Number of Valid Results[1]	Number of Detects	Detection Frequency	Minimum Detect	Maximum Detect	Median Value	Mean of Detects	Standard Deviation
Dioxins/Furans	1,2,3,6,7,8-HxCDF	ng/kg_{lipid}	4	4	100%	17.2	44.5	27.9	29.4	11.8
Dioxins/Furans	1,2,3,7,8,9-HxCDD	ng/kg_{lipid}	4	4	100%	3.55	10.4	5.95	6.47	3.06
Dioxins/Furans	1,2,3,7,8,9-HxCDF	ng/kg_{lipid}	4	4	100%	5.73	18.3	10.7	11.4	5.84
Dioxins/Furans	1,2,3,7,8-PCDD	ng/kg_{lipid}	4	3	75%	10.1	23.7	22.2	18.7	7.43
Dioxins/Furans	1,2,3,7,8-PCDF	ng/kg_{lipid}	4	4	100%	21.4	48.2	31.3	33.1	12.4
Dioxins/Furans	2,3,4,6,7,8-HxCDF	ng/kg_{lipid}	4	4	100%	4.57	15.4	8.88	9.42	4.89
Dioxins/Furans	2,3,4,7,8-PCDF	ng/kg_{lipid}	4	4	100%	53.5	71.4	63.3	62.9	9.45
Dioxins/Furans	2,3,7,8-TCDD	ng/kg_{lipid}	4	4	100%	301	607	521	488	139
Dioxins/Furans	2,3,7,8-TCDF	ng/kg_{lipid}	4	4	100%	155	223	188	188	30
Dioxins/Furans	OCDD	ng/kg_{lipid}	4	4	100%	325	571	490	469	115
Dioxins/Furans	OCDF	ng/kg_{lipid}	4	4	100%	48.1	1045	64.6	306	493
PCB Congeners	PCB-1	ng/kg_{lipid}	4	4	100%	3808	8035	5214	5570	1810
PCB Congeners	PCB-10	ng/kg_{lipid}	4	4	100%	4131	8363	4747	5500	1950
PCB Congeners	PCB-103	ng/kg_{lipid}	4	4	100%	6292	13038	9708	9690	2770
PCB Congeners	PCB-104	ng/kg_{lipid}	4	4	100%	885	1871	1400	1390	403
PCB Congeners	PCB-105	ng/kg_{lipid}	4	4	100%	136923	438596	272798	280000	128000
PCB Congeners	PCB-107	ng/kg_{lipid}	4	4	100%	32077	68502	58658	54500	16800
PCB Congeners	PCB-108/124	ng/kg_{lipid}	4	4	100%	13231	28448	23437	22100	6720
PCB Congeners	PCB-11	ng/kg_{lipid}	4	3	75%	3346	6258	4355	4650	1480
PCB Congeners	PCB-110/115	ng/kg_{lipid}	3	3	75%	452308	1185965	683636	774000	375000
PCB Congeners	PCB-111	ng/kg_{lipid}	4	4	100%	992	3263	1804	1970	969
PCB Congeners	PCB-112	ng/kg_{lipid}	4	1	25%	6439	6439	NA	NA	NA
PCB Congeners	PCB-114	ng/kg_{lipid}	4	4	100%	10615	38596	21687	23100	11800
PCB Congeners	PCB-118	ng/kg_{lipid}	4	4	100%	506154	1789474	990154	1070000	544000
PCB Congeners	PCB-12/13	ng/kg_{lipid}	4	4	100%	678	1265	962	967	241
PCB Congeners	PCB-120	ng/kg_{lipid}	4	4	100%	4238	14263	7497	8370	4340
PCB Congeners	PCB-121	ng/kg_{lipid}	4	4	100%	489	1198	732	788	310
PCB Congeners	PCB-122	ng/kg_{lipid}	4	4	100%	1362	2123	2068	1900	365
PCB Congeners	PCB-123	ng/kg_{lipid}	4	4	100%	11923	32632	17580	19900	8880
PCB Congeners	PCB-126	ng/kg_{lipid}	4	4	100%	1146	3158	2275	2210	887
PCB Congeners	PCB-127	ng/kg_{lipid}	4	4	100%	531	3105	1033	1430	1150
PCB Congeners	PCB-128/166	ng/kg_{lipid}	4	4	100%	76385	289474	137910	160000	91800
PCB Congeners	PCB-129/138/163	ng/kg_{lipid}	4	4	100%	642308	2649123	1162526	1400000	877000
PCB Congeners	PCB-130	ng/kg_{lipid}	4	4	100%	21308	40702	35655	33300	9180
PCB Congeners	PCB-131	ng/kg_{lipid}	4	4	100%	2292	4986	4083	3860	1230
PCB Congeners	PCB-132	ng/kg_{lipid}	3	3	75%	72615	148070	109091	110000	37700
PCB Congeners	PCB-133	ng/kg_{lipid}	4	4	100%	13385	28947	24601	22900	7110
PCB Congeners	PCB-134	ng/kg_{lipid}	3	3	75%	18462	34035	27909	26800	7850
PCB Congeners	PCB-135/151	ng/kg_{lipid}	4	4	100%	119231	275324	208844	203000	68500
PCB Congeners	PCB-136	ng/kg_{lipid}	4	4	100%	22000	50101	37501	36800	12200
PCB Congeners	PCB-137	ng/kg_{lipid}	4	4	100%	26462	115965	46624	58900	39300
PCB Congeners	PCB-139/140	ng/kg_{lipid}	4	4	100%	10385	45088	19433	23600	15200
PCB Congeners	PCB-141	ng/kg_{lipid}	4	4	100%	65231	184211	119974	122000	50400
PCB Congeners	PCB-144	ng/kg_{lipid}	4	4	100%	14000	31483	25939	24300	8400
PCB Congeners	PCB-145	ng/kg_{lipid}	4	2	50%	137	194	165	165	40.1
PCB Congeners	PCB-146	ng/kg_{lipid}	3	3	75%	71846	172982	108182	118000	51200
PCB Congeners	PCB-147/149	ng/kg_{lipid}	4	4	100%	225385	470137	372081	360000	106000
PCB Congeners	PCB-148	ng/kg_{lipid}	4	4	100%	1962	4486	3603	3410	1120
PCB Congeners	PCB-15	ng/kg_{lipid}	4	4	100%	4300	8119	5777	5990	1580
PCB Congeners	PCB-150	ng/kg_{lipid}	4	4	100%	2115	5871	4471	4230	1810
PCB Congeners	PCB-152	ng/kg_{lipid}	4	4	100%	490	1143	831	824	267
PCB Congeners	PCB-153/168	ng/kg_{lipid}	4	4	100%	690000	3561404	1284776	1710000	1280000
PCB Congeners	PCB-154	ng/kg_{lipid}	4	4	100%	24000	97895	49204	55100	32000
PCB Congeners	PCB-155	ng/kg_{lipid}	4	4	100%	3423	17018	8518	9370	5900
PCB Congeners	PCB-156/157	ng/kg_{lipid}	4	4	100%	57385	214035	108672	122000	67000
PCB Congeners	PCB-158	ng/kg_{lipid}	4	4	100%	48308	203509	88281	107000	67500

Table 3-31
Statistical Summary of Detected Analytes by Zone - Winter Flounder (Whole Body) - Lipid Normalized

Parameter Group	Analyte	Units	Number of Valid Results[1]	Number of Detects	Detection Frequency	Minimum Detect	Maximum Detect	Median Value	Mean of Detects	Standard Deviation
PCB Congeners	PCB-16	ng/kg_{lipid}	4	4	100%	19615	35539	24206	25900	6800
PCB Congeners	PCB-162	ng/kg_{lipid}	4	4	100%	5085	13018	8644	8850	3290
PCB Congeners	PCB-164	ng/kg_{lipid}	4	4	100%	21846	47532	39443	37100	12000
PCB Congeners	PCB-165	ng/kg_{lipid}	3	3	75%	915	3614	1482	2000	1420
PCB Congeners	PCB-167	ng/kg_{lipid}	4	4	100%	24615	92982	48157	53500	29200
PCB Congeners	PCB-17	ng/kg_{lipid}	4	4	100%	43538	79307	57331	59400	14900
PCB Congeners	PCB-170	ng/kg_{lipid}	4	4	100%	105385	417544	203510	232000	135000
PCB Congeners	PCB-171/173	ng/kg_{lipid}	1	1	25%	161053	161053	NA	NA	NA
PCB Congeners	PCB-172	ng/kg_{lipid}	4	4	100%	15308	50877	31862	32500	15900
PCB Congeners	PCB-174	ng/kg_{lipid}	1	1	25%	103509	103509	NA	NA	NA
PCB Congeners	PCB-175	ng/kg_{lipid}	1	1	25%	12298	12298	NA	NA	NA
PCB Congeners	PCB-176	ng/kg_{lipid}	4	4	100%	6654	21053	14116	14000	6630
PCB Congeners	PCB-177	ng/kg_{lipid}	1	1	25%	107544	107544	NA	NA	NA
PCB Congeners	PCB-178	ng/kg_{lipid}	3	3	75%	29077	92456	45818	55800	32800
PCB Congeners	PCB-179	ng/kg_{lipid}	4	4	100%	35000	110175	76270	74400	35200
PCB Congeners	PCB-18/30	ng/kg_{lipid}	4	4	100%	64154	120079	83628	87900	23400
PCB Congeners	PCB-180/193	ng/kg_{lipid}	4	4	100%	323846	1508772	640912	779000	521000
PCB Congeners	PCB-181	ng/kg_{lipid}	1	1	25%	6614	6614	NA	NA	NA
PCB Congeners	PCB-182	ng/kg_{lipid}	1	1	25%	5509	5509	NA	NA	NA
PCB Congeners	PCB-183/185	ng/kg_{lipid}	1	1	25%	522807	522807	NA	NA	NA
PCB Congeners	PCB-184	ng/kg_{lipid}	4	4	100%	1085	4526	1934	2370	1500
PCB Congeners	PCB-187	ng/kg_{lipid}	1	1	25%	642105	642105	NA	NA	NA
PCB Congeners	PCB-188	ng/kg_{lipid}	4	4	100%	1838	7351	3735	4160	2380
PCB Congeners	PCB-189	ng/kg_{lipid}	4	4	100%	4485	18596	9127	10300	6130
PCB Congeners	PCB-19	ng/kg_{lipid}	4	4	100%	19385	39390	26415	27900	8370
PCB Congeners	PCB-190	ng/kg_{lipid}	4	4	100%	22000	98947	46709	53600	33600
PCB Congeners	PCB-191	ng/kg_{lipid}	4	4	100%	4754	22281	9178	11300	7690
PCB Congeners	PCB-194	ng/kg_{lipid}	4	4	100%	44154	212281	118888	124000	77800
PCB Congeners	PCB-195	ng/kg_{lipid}	4	4	100%	15077	64561	34638	37200	21800
PCB Congeners	PCB-196	ng/kg_{lipid}	4	4	100%	28385	136842	61338	72000	47500
PCB Congeners	PCB-197/200	ng/kg_{lipid}	4	4	100%	5215	24035	12627	13600	8450
PCB Congeners	PCB-198/199	ng/kg_{lipid}	4	4	100%	60231	245614	151203	152000	87200
PCB Congeners	PCB-2	ng/kg_{lipid}	4	2	50%	231	232	231	231	0.728
PCB Congeners	PCB-20/28	ng/kg_{lipid}	4	4	100%	206154	455387	331316	331000	103000
PCB Congeners	PCB-201	ng/kg_{lipid}	4	4	100%	10462	44561	23919	25700	15000
PCB Congeners	PCB-202	ng/kg_{lipid}	4	4	100%	36615	124386	76533	78500	39200
PCB Congeners	PCB-203	ng/kg_{lipid}	4	4	100%	53846	296491	131176	153000	109000
PCB Congeners	PCB-204	ng/kg_{lipid}	4	3	75%	198	737	291	409	288
PCB Congeners	PCB-205	ng/kg_{lipid}	4	4	100%	2415	11526	5993	6480	4070
PCB Congeners	PCB-206	ng/kg_{lipid}	4	4	100%	42538	212281	110240	119000	78500
PCB Congeners	PCB-207	ng/kg_{lipid}	4	4	100%	4231	19123	9533	10600	6760
PCB Congeners	PCB-208	ng/kg_{lipid}	3	3	75%	17000	51727	24273	31000	18300
PCB Congeners	PCB-209	ng/kg_{lipid}	4	4	100%	22538	98421	50699	55600	34400
PCB Congeners	PCB-21/33	ng/kg_{lipid}	4	4	100%	25692	50529	36239	37200	10200
PCB Congeners	PCB-22	ng/kg_{lipid}	4	4	100%	34385	67930	51079	51100	13800
PCB Congeners	PCB-23	ng/kg_{lipid}	4	2	50%	133	139	136	136	4.02
PCB Congeners	PCB-24	ng/kg_{lipid}	4	1	25%	1411	1411	NA	NA	NA
PCB Congeners	PCB-25	ng/kg_{lipid}	4	4	100%	13000	22569	17268	17500	3920
PCB Congeners	PCB-26/29	ng/kg_{lipid}	4	4	100%	34615	68601	46444	49000	14300
PCB Congeners	PCB-27	ng/kg_{lipid}	4	4	100%	18923	35104	24622	25800	6820
PCB Congeners	PCB-3	ng/kg_{lipid}	4	2	50%	428	626	527	527	140
PCB Congeners	PCB-31	ng/kg_{lipid}	4	4	100%	134615	280397	204027	206000	59600
PCB Congeners	PCB-32	ng/kg_{lipid}	4	4	100%	55692	112378	81998	83000	23300
PCB Congeners	PCB-34	ng/kg_{lipid}	4	4	100%	969	1850	1420	1410	360
PCB Congeners	PCB-35	ng/kg_{lipid}	4	4	100%	175	367	247	259	79.4
PCB Congeners	PCB-37	ng/kg_{lipid}	4	4	100%	6677	13720	10540	10400	3060

Table 3-31
Statistical Summary of Detected Analytes by Zone - Winter Flounder (Whole Body) - Lipid Normalized

Parameter Group	Analyte	Units	Number of Valid Results[1]	Number of Detects	Detection Frequency	Minimum Detect	Maximum Detect	Median Value	Mean of Detects	Standard Deviation
PCB Congeners	PCB-38	ng/kg_{lipid}	4	4	100%	151	553	310	331	177
PCB Congeners	PCB-39	ng/kg_{lipid}	4	4	100%	588	1447	1025	1020	387
PCB Congeners	PCB-4	ng/kg_{lipid}	4	4	100%	27154	59376	36427	39800	13700
PCB Congeners	PCB-40/71	ng/kg_{lipid}	4	4	100%	146923	291123	221730	220000	59300
PCB Congeners	PCB-41	ng/kg_{lipid}	4	4	100%	6385	12094	10360	9800	2420
PCB Congeners	PCB-42	ng/kg_{lipid}	4	4	100%	41692	63354	56746	54600	9350
PCB Congeners	PCB-43	ng/kg_{lipid}	4	4	100%	6731	10416	8445	8510	1510
PCB Congeners	PCB-44/47/65	ng/kg_{lipid}	4	4	100%	317692	646177	556962	519000	157000
PCB Congeners	PCB-45	ng/kg_{lipid}	4	4	100%	19462	30655	26313	25700	5440
PCB Congeners	PCB-46	ng/kg_{lipid}	4	4	100%	8923	13707	11309	11300	1970
PCB Congeners	PCB-48	ng/kg_{lipid}	4	4	100%	36615	64137	52017	51200	11300
PCB Congeners	PCB-49/69	ng/kg_{lipid}	4	4	100%	233077	453080	344665	344000	91900
PCB Congeners	PCB-5	ng/kg_{lipid}	4	4	100%	128	239	204	194	47.1
PCB Congeners	PCB-50/53	ng/kg_{lipid}	4	4	100%	32923	54545	41616	42700	9250
PCB Congeners	PCB-51	ng/kg_{lipid}	4	4	100%	34077	65012	44989	47300	12900
PCB Congeners	PCB-52	ng/kg_{lipid}	4	4	100%	246154	464998	331212	343000	90500
PCB Congeners	PCB-54	ng/kg_{lipid}	4	4	100%	2815	6165	3915	4200	1410
PCB Congeners	PCB-55	ng/kg_{lipid}	4	3	75%	1715	2309	2175	2070	311
PCB Congeners	PCB-56	ng/kg_{lipid}	4	4	100%	54692	98095	79773	78100	17800
PCB Congeners	PCB-57	ng/kg_{lipid}	4	4	100%	1754	3171	2461	2460	579
PCB Congeners	PCB-58	ng/kg_{lipid}	4	4	100%	1108	2379	1913	1830	537
PCB Congeners	PCB-6	ng/kg_{lipid}	4	4	100%	4677	10565	6634	7130	2500
PCB Congeners	PCB-60	ng/kg_{lipid}	4	4	100%	45308	106667	86848	81400	27100
PCB Congeners	PCB-61/70/74/76	ng/kg_{lipid}	4	4	100%	474615	1047368	903923	832000	270000
PCB Congeners	PCB-62/75	ng/kg_{lipid}	4	4	100%	32154	64960	53994	51300	14700
PCB Congeners	PCB-63	ng/kg_{lipid}	4	4	100%	10462	18757	15504	15100	3430
PCB Congeners	PCB-64	ng/kg_{lipid}	4	4	100%	147692	315418	252560	242000	74200
PCB Congeners	PCB-66	ng/kg_{lipid}	4	4	100%	319231	831579	618667	597000	224000
PCB Congeners	PCB-67	ng/kg_{lipid}	4	4	100%	5731	10586	8341	8250	2000
PCB Congeners	PCB-68	ng/kg_{lipid}	4	4	100%	3946	8021	6548	6270	1700
PCB Congeners	PCB-7	ng/kg_{lipid}	4	3	75%	541	929	593	688	211
PCB Congeners	PCB-72	ng/kg_{lipid}	4	4	100%	7608	16808	13687	12900	4200
PCB Congeners	PCB-73	ng/kg_{lipid}	4	3	75%	2108	3745	3579	3140	901
PCB Congeners	PCB-77	ng/kg_{lipid}	4	4	100%	15385	30850	22543	22800	6320
PCB Congeners	PCB-79	ng/kg_{lipid}	4	4	100%	1546	2812	1966	2070	550
PCB Congeners	PCB-8	ng/kg_{lipid}	4	4	100%	15538	34327	21517	23200	7920
PCB Congeners	PCB-80	ng/kg_{lipid}	4	1	25%	105	105	NA	NA	NA
PCB Congeners	PCB-81	ng/kg_{lipid}	4	4	100%	490	926	623	666	204
PCB Congeners	PCB-82	ng/kg_{lipid}	4	4	100%	20231	35064	28948	28300	6210
PCB Congeners	PCB-83	ng/kg_{lipid}	4	4	100%	7646	14039	11238	11000	2780
PCB Congeners	PCB-84	ng/kg_{lipid}	4	4	100%	46385	89821	71980	70000	18700
PCB Congeners	PCB-85/116/117	ng/kg_{lipid}	4	4	100%	100000	333333	187313	202000	99300
PCB Congeners	PCB-86/87/97/109/119/125	ng/kg_{lipid}	4	4	100%	194615	485965	349586	345000	129000
PCB Congeners	PCB-89	ng/kg_{lipid}	4	4	100%	3346	7041	5161	5180	1520
PCB Congeners	PCB-9	ng/kg_{lipid}	4	4	100%	923	2227	1267	1420	564
PCB Congeners	PCB-90/101/113	ng/kg_{lipid}	4	4	100%	299231	633934	514450	491000	158000
PCB Congeners	PCB-91	ng/kg_{lipid}	4	4	100%	54923	113199	83743	83900	24200
PCB Congeners	PCB-92	ng/kg_{lipid}	4	4	100%	72769	159916	129864	123000	40800
PCB Congeners	PCB-93/100	ng/kg_{lipid}	4	4	100%	17615	63860	45288	43000	19500
PCB Congeners	PCB-94	ng/kg_{lipid}	4	4	100%	2562	4339	3488	3470	728
PCB Congeners	PCB-95	ng/kg_{lipid}	4	4	100%	157692	267429	249242	231000	51600
PCB Congeners	PCB-96	ng/kg_{lipid}	4	4	100%	2062	3711	2598	2740	715
PCB Congeners	PCB-98/102	ng/kg_{lipid}	4	4	100%	17538	36578	25132	26100	7850
PCB Congeners	PCB-99	ng/kg_{lipid}	4	4	100%	384615	1522807	733090	843000	494000
PCB Congeners	Total PCB Congeners (209)	ng/kg_{lipid}	4	4	100%	8740000	26800000	15425000	16600000	7680000
Pesticides	2,4'-DDD	pg/g_{lipid}	4	4	100%	52982	83138	66192	67100	14700

Table 3-31
Statistical Summary of Detected Analytes by Zone - Winter Flounder (Whole Body) - Lipid Normalized

Parameter Group	Analyte	Units	Number of Valid Results[1]	Number of Detects	Detection Frequency	Minimum Detect	Maximum Detect	Median Value	Mean of Detects	Standard Deviation
Pesticides	2,4'-DDE	pg/g_{lipid}	4	4	100%	96316	172308	141268	138000	31600
Pesticides	2,4'-DDT	pg/g_{lipid}	4	4	100%	8345	63455	12953	24400	26300
Pesticides	4,4'-DDD	pg/g_{lipid}	4	4	100%	389474	1000534	807203	751000	288000
Pesticides	4,4'-DDE	pg/g_{lipid}	4	4	100%	1784615	3140351	2517722	2490000	555000
Pesticides	4,4'-DDT	pg/g_{lipid}	4	4	100%	57045	320000	96869	143000	121000
Pesticides	Aldrin	pg/g_{lipid}	4	4	100%	625	1283	772	863	301
Pesticides	Alpha BHC	pg/g_{lipid}	4	4	100%	1636	3222	2540	2480	684
Pesticides	Beta BHC	pg/g_{lipid}	4	3	75%	1000	1279	1023	1100	155
Pesticides	cis-Chlordane	pg/g_{lipid}	4	4	100%	290000	696272	576459	535000	198000
Pesticides	cis-Nonachlor	pg/g_{lipid}	4	4	100%	90000	298246	161462	178000	93700
Pesticides	Dieldrin	pg/g_{lipid}	4	4	100%	163077	264674	188868	201000	47900
Pesticides	Gamma BHC (Lindane)	pg/g_{lipid}	4	4	100%	1323	2224	1406	1590	426
Pesticides	Heptachlor	pg/g_{lipid}	4	1	25%	1433	1433	NA	NA	NA
Pesticides	Heptachlor epoxide	pg/g_{lipid}	4	4	100%	43923	78034	46596	53800	16200
Pesticides	Hexachlorobenzene	pg/g_{lipid}	4	4	100%	54692	86839	64228	67500	15200
Pesticides	Mirex	pg/g_{lipid}	4	4	100%	3585	12491	6785	7410	4130
Pesticides	Oxychlordane	pg/g_{lipid}	4	4	100%	14538	33532	24289	24200	8700
Pesticides	Total Alpha + Gamma Chlordane	pg/g_{lipid}	4	4	100%	424000	961500	755000	724000	243000
Pesticides	Total DDT (2,4 & 4,4)	pg/g_{lipid}	4	4	100%	2800000	4100000	3780000	3620000	564000
Pesticides	Total DDT (2,4)	pg/g_{lipid}	4	4	100%	159000	275000	241750	229000	49500
Pesticides	Total DDT (4,4)	pg/g_{lipid}	4	4	100%	2550000	3830000	3577500	3380000	569000
Pesticides	Trans-chlordane	pg/g_{lipid}	4	4	100%	133846	266829	178533	189000	55800
Pesticides	Trans-heptachlor epoxide	pg/g_{lipid}	4	2	50%	21182	57368	39275	39300	25600
Pesticides	Trans-nonachlor	pg/g_{lipid}	4	4	100%	253077	700000	405842	441000	203000
Semivolatiles	Benzaldehyde	ug/kg_{lipid}	4	1	25%	100000	100000	NA	NA	NA
SOUTH ZONE										
Aroclor PCBs	Aroclor 1248	ug/kg_{lipid}	2	1	50%	7966	7966	NA	NA	NA
Aroclor PCBs	Aroclor 1254	ug/kg_{lipid}	2	1	50%	16949	16949	NA	NA	NA
Aroclor PCBs	Aroclor 1260	ug/kg_{lipid}	2	2	100%	3167	7966	5566	5570	3390
Aroclor PCBs	Total Aroclor PCBs (Sum Of 7 Aroclors)	ug/kg_{lipid}	2	2	100%	3170	32900	18035	18000	21000
Aroclor PCBs	Total Aroclor PCBs (Sum Of 9 Aroclors)	ug/kg_{lipid}	2	2	100%	3170	32900	18035	18000	21000
Butyltins	Tributyltin	ug/kg_{lipid}	2	2	100%	342	458	400	400	82
Dioxins/Furans	1,2,3,4,6,7,8-HpCDD	ng/kg_{lipid}	2	2	100%	49.0	72.8	60.9	60.9	16.9
Dioxins/Furans	1,2,3,4,6,7,8-HpCDF	ng/kg_{lipid}	2	2	100%	81.3	84.8	83.0	83	2.47
Dioxins/Furans	1,2,3,4,7,8,9-HpCDF	ng/kg_{lipid}	2	1	50%	13.2	13.2	NA	NA	NA
Dioxins/Furans	1,2,3,4,7,8-HxCDD	ng/kg_{lipid}	2	2	100%	2.78	7.54	5.16	5.16	3.37
Dioxins/Furans	1,2,3,4,7,8-HxCDF	ng/kg_{lipid}	2	2	100%	17.8	18.7	18.2	18.2	0.615
Dioxins/Furans	1,2,3,6,7,8-HxCDD	ng/kg_{lipid}	2	2	100%	16.7	22.2	19.4	19.4	3.91
Dioxins/Furans	1,2,3,6,7,8-HxCDF	ng/kg_{lipid}	2	2	100%	12.8	39.5	26.2	26.2	18.9
Dioxins/Furans	1,2,3,7,8,9-HxCDD	ng/kg_{lipid}	2	2	100%	3.26	10.3	6.76	6.76	4.94
Dioxins/Furans	1,2,3,7,8,9-HxCDF	ng/kg_{lipid}	2	2	100%	7.10	14.0	10.6	10.6	4.9
Dioxins/Furans	1,2,3,7,8-PCDD	ng/kg_{lipid}	2	1	50%	11.0	11.0	NA	NA	NA
Dioxins/Furans	1,2,3,7,8-PCDF	ng/kg_{lipid}	2	2	100%	24.9	39.2	32.0	32	10.1
Dioxins/Furans	2,3,4,6,7,8-HxCDF	ng/kg_{lipid}	2	2	100%	11.5	11.9	11.7	11.7	0.325
Dioxins/Furans	2,3,4,7,8-PCDF	ng/kg_{lipid}	2	2	100%	46.9	74.1	60.5	60.5	19.2
Dioxins/Furans	2,3,7,8-TCDD	ng/kg_{lipid}	2	2	100%	339	347	343	343	5.44
Dioxins/Furans	2,3,7,8-TCDF	ng/kg_{lipid}	2	2	100%	142	217	179	179	53.2
Dioxins/Furans	OCDD	ng/kg_{lipid}	2	2	100%	229	443	336	336	152
Dioxins/Furans	OCDF	ng/kg_{lipid}	2	2	100%	33	48	41	40.8	10.5
PCB Congeners	PCB-1	ng/kg_{lipid}	2	2	100%	4767	10136	7451	7450	3800
PCB Congeners	PCB-10	ng/kg_{lipid}	2	2	100%	3692	13068	8380	8380	6630
PCB Congeners	PCB-103	ng/kg_{lipid}	2	2	100%	5025	11102	8063	8060	4300
PCB Congeners	PCB-104	ng/kg_{lipid}	2	2	100%	758	1298	1028	1030	382
PCB Congeners	PCB-105	ng/kg_{lipid}	2	2	100%	206667	466102	336384	336000	183000
PCB Congeners	PCB-107	ng/kg_{lipid}	2	2	100%	36500	65085	50792	50800	20200
PCB Congeners	PCB-108/124	ng/kg_{lipid}	2	2	100%	17583	29492	23537	23500	8420

Table 3-31
Statistical Summary of Detected Analytes by Zone - Winter Flounder (Whole Body) - Lipid Normalized

Parameter Group	Analyte	Units	Number of Valid Results[1]	Number of Detects	Detection Frequency	Minimum Detect	Maximum Detect	Median Value	Mean of Detects	Standard Deviation
PCB Congeners	PCB-11	ng/kg_{lipid}	2	2	100%	4142	5559	4850	4850	1000
PCB Congeners	PCB-110/115	ng/kg_{lipid}	1	1	50%	612500	612500	NA	NA	NA
PCB Congeners	PCB-111	ng/kg_{lipid}	2	2	100%	1200	2559	1880	1880	961
PCB Congeners	PCB-112	ng/kg_{lipid}	2	1	50%	2108	2108	NA	NA	NA
PCB Congeners	PCB-114	ng/kg_{lipid}	2	2	100%	17667	35593	26630	26600	12700
PCB Congeners	PCB-118	ng/kg_{lipid}	2	2	100%	751667	1393220	1072444	1070000	454000
PCB Congeners	PCB-12/13	ng/kg_{lipid}	2	2	100%	649	682	665	665	23
PCB Congeners	PCB-120	ng/kg_{lipid}	2	2	100%	5058	11153	8105	8110	4310
PCB Congeners	PCB-121	ng/kg_{lipid}	2	2	100%	547	1022	784	784	336
PCB Congeners	PCB-122	ng/kg_{lipid}	2	2	100%	1392	2831	2111	2110	1020
PCB Congeners	PCB-123	ng/kg_{lipid}	2	2	100%	14667	26780	20723	20700	8570
PCB Congeners	PCB-126	ng/kg_{lipid}	1	1	50%	1575	1575	NA	NA	NA
PCB Congeners	PCB-127	ng/kg_{lipid}	2	2	100%	1100	2153	1626	1630	744
PCB Congeners	PCB-128/166	ng/kg_{lipid}	2	2	100%	109167	255932	182549	183000	104000
PCB Congeners	PCB-129/138/163	ng/kg_{lipid}	2	2	100%	933333	2016949	1475141	1480000	766000
PCB Congeners	PCB-130	ng/kg_{lipid}	2	2	100%	22000	46271	34136	34100	17200
PCB Congeners	PCB-131	ng/kg_{lipid}	2	2	100%	2758	4746	3752	3750	1410
PCB Congeners	PCB-132	ng/kg_{lipid}	2	2	100%	95833	153559	124696	125000	40800
PCB Congeners	PCB-133	ng/kg_{lipid}	2	2	100%	15583	34068	24826	24800	13100
PCB Congeners	PCB-134	ng/kg_{lipid}	2	2	100%	21917	38136	30026	30000	11500
PCB Congeners	PCB-135/151	ng/kg_{lipid}	2	2	100%	152500	289831	221165	221000	97100
PCB Congeners	PCB-136	ng/kg_{lipid}	2	2	100%	29000	59322	44161	44200	21400
PCB Congeners	PCB-137	ng/kg_{lipid}	2	2	100%	40417	88644	64530	64500	34100
PCB Congeners	PCB-139/140	ng/kg_{lipid}	2	2	100%	16833	34068	25451	25500	12200
PCB Congeners	PCB-141	ng/kg_{lipid}	2	2	100%	110000	193220	151610	152000	58800
PCB Congeners	PCB-144	ng/kg_{lipid}	2	2	100%	17917	35424	26670	26700	12400
PCB Congeners	PCB-145	ng/kg_{lipid}	2	1	50%	166	166	NA	NA	NA
PCB Congeners	PCB-146	ng/kg_{lipid}	2	2	100%	83333	183051	133192	133000	70500
PCB Congeners	PCB-147/149	ng/kg_{lipid}	2	2	100%	266667	559322	412994	413000	207000
PCB Congeners	PCB-148	ng/kg_{lipid}	2	2	100%	2217	4542	3380	3380	1640
PCB Congeners	PCB-15	ng/kg_{lipid}	2	2	100%	4275	4407	4341	4340	93.2
PCB Congeners	PCB-150	ng/kg_{lipid}	2	2	100%	3158	5949	4554	4550	1970
PCB Congeners	PCB-152	ng/kg_{lipid}	2	2	100%	624	847	736	736	158
PCB Congeners	PCB-153/168	ng/kg_{lipid}	2	2	100%	1050000	2440678	1745339	1750000	983000
PCB Congeners	PCB-154	ng/kg_{lipid}	2	2	100%	36083	79322	57703	57700	30600
PCB Congeners	PCB-155	ng/kg_{lipid}	2	2	100%	9750	12102	10926	10900	1660
PCB Congeners	PCB-156/157	ng/kg_{lipid}	2	2	100%	88333	193220	140777	141000	74200
PCB Congeners	PCB-158	ng/kg_{lipid}	2	2	100%	79333	179661	129497	129000	70900
PCB Congeners	PCB-16	ng/kg_{lipid}	2	2	100%	15250	31017	23133	23100	11100
PCB Congeners	PCB-162	ng/kg_{lipid}	2	2	100%	6392	13559	9975	9980	5070
PCB Congeners	PCB-164	ng/kg_{lipid}	2	2	100%	28167	53051	40609	40600	17600
PCB Congeners	PCB-165	ng/kg_{lipid}	2	2	100%	1092	2390	1741	1740	918
PCB Congeners	PCB-167	ng/kg_{lipid}	2	2	100%	37417	79661	58539	58500	29900
PCB Congeners	PCB-17	ng/kg_{lipid}	2	2	100%	38667	76949	57808	57800	27100
PCB Congeners	PCB-170	ng/kg_{lipid}	2	2	100%	174167	384746	279456	279000	149000
PCB Congeners	PCB-171/173	ng/kg_{lipid}	2	2	100%	56333	128983	92658	92700	51400
PCB Congeners	PCB-172	ng/kg_{lipid}	2	2	100%	25250	48475	36862	36900	16400
PCB Congeners	PCB-174	ng/kg_{lipid}	2	2	100%	65917	115085	90501	90500	34800
PCB Congeners	PCB-175	ng/kg_{lipid}	1	1	50%	5458	5458	NA	NA	NA
PCB Congeners	PCB-176	ng/kg_{lipid}	2	2	100%	10583	22542	16563	16600	8460
PCB Congeners	PCB-177	ng/kg_{lipid}	2	2	100%	62333	119831	91082	91100	40700
PCB Congeners	PCB-178	ng/kg_{lipid}	2	2	100%	42333	76949	59641	59600	24500
PCB Congeners	PCB-179	ng/kg_{lipid}	2	2	100%	56083	92034	74059	74100	25400
PCB Congeners	PCB-18/30	ng/kg_{lipid}	2	2	100%	62000	123898	92949	92900	43800
PCB Congeners	PCB-180/193	ng/kg_{lipid}	2	2	100%	541667	1166102	853884	854000	442000
PCB Congeners	PCB-181	ng/kg_{lipid}	1	1	50%	2083	2083	NA	NA	NA

Table 3-31
Statistical Summary of Detected Analytes by Zone - Winter Flounder (Whole Body) - Lipid Normalized

Parameter Group	Analyte	Units	Number of Valid Results[1]	Number of Detects	Detection Frequency	Minimum Detect	Maximum Detect	Median Value	Mean of Detects	Standard Deviation
PCB Congeners	PCB-182	ng/kg_{lipid}	2	2	100%	2133	3814	2973	2970	1190
PCB Congeners	PCB-183/185	ng/kg_{lipid}	1	1	50%	190000	190000	NA	NA	NA
PCB Congeners	PCB-184	ng/kg_{lipid}	2	2	100%	1483	3153	2318	2320	1180
PCB Congeners	PCB-187	ng/kg_{lipid}	1	1	50%	304167	304167	NA	NA	NA
PCB Congeners	PCB-188	ng/kg_{lipid}	2	2	100%	2917	6186	4552	4550	2310
PCB Congeners	PCB-189	ng/kg_{lipid}	2	2	100%	7675	15203	11439	11400	5320
PCB Congeners	PCB-19	ng/kg_{lipid}	2	2	100%	19250	47627	33439	33400	20100
PCB Congeners	PCB-190	ng/kg_{lipid}	2	2	100%	44417	95932	70174	70200	36400
PCB Congeners	PCB-191	ng/kg_{lipid}	2	2	100%	8667	20169	14418	14400	8130
PCB Congeners	PCB-194	ng/kg_{lipid}	2	2	100%	117500	186441	151970	152000	48700
PCB Congeners	PCB-195	ng/kg_{lipid}	2	2	100%	35250	69492	52371	52400	24200
PCB Congeners	PCB-196	ng/kg_{lipid}	2	2	100%	61417	125424	93420	93400	45300
PCB Congeners	PCB-197/200	ng/kg_{lipid}	2	2	100%	11667	21356	16511	16500	6850
PCB Congeners	PCB-198/199	ng/kg_{lipid}	2	2	100%	132500	211864	172182	172000	56100
PCB Congeners	PCB-2	ng/kg_{lipid}	2	2	100%	217	220	218	218	2.16
PCB Congeners	PCB-20/28	ng/kg_{lipid}	2	2	100%	270000	486441	378220	378000	153000
PCB Congeners	PCB-201	ng/kg_{lipid}	2	2	100%	20667	36441	28554	28600	11200
PCB Congeners	PCB-202	ng/kg_{lipid}	2	2	100%	62583	96271	79427	79400	23800
PCB Congeners	PCB-203	ng/kg_{lipid}	2	2	100%	122500	240678	181589	182000	83600
PCB Congeners	PCB-204	ng/kg_{lipid}	2	2	100%	285	420	353	353	95.7
PCB Congeners	PCB-205	ng/kg_{lipid}	2	2	100%	6067	11797	8932	8930	4050
PCB Congeners	PCB-206	ng/kg_{lipid}	2	2	100%	105000	171186	138093	138000	46800
PCB Congeners	PCB-207	ng/kg_{lipid}	2	2	100%	10167	16424	13295	13300	4420
PCB Congeners	PCB-208	ng/kg_{lipid}	2	2	100%	37833	52373	45103	45100	10300
PCB Congeners	PCB-209	ng/kg_{lipid}	1	1	50%	58333	58333	NA	NA	NA
PCB Congeners	PCB-21/33	ng/kg_{lipid}	2	2	100%	25250	31864	28557	28600	4680
PCB Congeners	PCB-22	ng/kg_{lipid}	2	2	100%	42083	64576	53330	53300	15900
PCB Congeners	PCB-23	ng/kg_{lipid}	2	2	100%	91.7	162	127	127	49.4
PCB Congeners	PCB-24	ng/kg_{lipid}	2	1	50%	698	698	NA	NA	NA
PCB Congeners	PCB-25	ng/kg_{lipid}	2	2	100%	10750	21017	15883	15900	7260
PCB Congeners	PCB-26/29	ng/kg_{lipid}	2	2	100%	34750	62373	48561	48600	19500
PCB Congeners	PCB-27	ng/kg_{lipid}	2	2	100%	17667	39322	28494	28500	15300
PCB Congeners	PCB-3	ng/kg_{lipid}	2	1	50%	531	531	NA	NA	NA
PCB Congeners	PCB-31	ng/kg_{lipid}	2	2	100%	186667	279661	233164	233000	65800
PCB Congeners	PCB-32	ng/kg_{lipid}	2	2	100%	66250	131864	99057	99100	46400
PCB Congeners	PCB-34	ng/kg_{lipid}	2	2	100%	867	1369	1118	1120	356
PCB Congeners	PCB-37	ng/kg_{lipid}	2	2	100%	6117	10949	8533	8530	3420
PCB Congeners	PCB-38	ng/kg_{lipid}	2	2	100%	187	359	273	273	122
PCB Congeners	PCB-39	ng/kg_{lipid}	2	2	100%	604	854	729	729	177
PCB Congeners	PCB-4	ng/kg_{lipid}	2	2	100%	30500	94915	62708	62700	45500
PCB Congeners	PCB-40/71	ng/kg_{lipid}	2	2	100%	159167	249153	204160	204000	63600
PCB Congeners	PCB-41	ng/kg_{lipid}	2	1	50%	5917	5917	NA	NA	NA
PCB Congeners	PCB-42	ng/kg_{lipid}	2	2	100%	27000	52034	39517	39500	17700
PCB Congeners	PCB-43	ng/kg_{lipid}	2	2	100%	4825	7831	6328	6330	2130
PCB Congeners	PCB-44/47/65	ng/kg_{lipid}	2	2	100%	381667	642373	512020	512000	184000
PCB Congeners	PCB-45	ng/kg_{lipid}	2	2	100%	14833	33898	24366	24400	13500
PCB Congeners	PCB-46	ng/kg_{lipid}	2	2	100%	6425	12322	9374	9370	4170
PCB Congeners	PCB-48	ng/kg_{lipid}	2	2	100%	33583	49661	41622	41600	11400
PCB Congeners	PCB-49/69	ng/kg_{lipid}	2	2	100%	233333	394915	314124	314000	114000
PCB Congeners	PCB-5	ng/kg_{lipid}	2	2	100%	268	312	290	290	31
PCB Congeners	PCB-50/53	ng/kg_{lipid}	2	2	100%	25417	57627	41522	41500	22800
PCB Congeners	PCB-51	ng/kg_{lipid}	2	2	100%	32583	54068	43326	43300	15200
PCB Congeners	PCB-52	ng/kg_{lipid}	2	2	100%	240833	469492	355162	355000	162000
PCB Congeners	PCB-54	ng/kg_{lipid}	2	2	100%	2750	4085	3417	3420	944
PCB Congeners	PCB-55	ng/kg_{lipid}	2	1	50%	2858	2858	NA	NA	NA
PCB Congeners	PCB-56	ng/kg_{lipid}	2	2	100%	57250	107966	82608	82600	35900

Table 3-31
Statistical Summary of Detected Analytes by Zone - Winter Flounder (Whole Body) - Lipid Normalized

Parameter Group	Analyte	Units	Number of Valid Results[1]	Number of Detects	Detection Frequency	Minimum Detect	Maximum Detect	Median Value	Mean of Detects	Standard Deviation
PCB Congeners	PCB-57	ng/kg_{lipid}	2	2	100%	1767	2814	2290	2290	740
PCB Congeners	PCB-58	ng/kg_{lipid}	2	2	100%	1283	1898	1591	1590	435
PCB Congeners	PCB-6	ng/kg_{lipid}	2	2	100%	5442	10305	7873	7870	3440
PCB Congeners	PCB-60	ng/kg_{lipid}	2	2	100%	73333	131186	102260	102000	40900
PCB Congeners	PCB-61/70/74/76	ng/kg_{lipid}	2	2	100%	738333	1049153	893743	894000	220000
PCB Congeners	PCB-62/75	ng/kg_{lipid}	2	2	100%	39250	71695	55472	55500	22900
PCB Congeners	PCB-63	ng/kg_{lipid}	2	2	100%	10333	22881	16607	16600	8870
PCB Congeners	PCB-64	ng/kg_{lipid}	2	2	100%	195833	310169	253001	253000	80800
PCB Congeners	PCB-66	ng/kg_{lipid}	2	2	100%	478333	806780	642556	643000	232000
PCB Congeners	PCB-67	ng/kg_{lipid}	2	2	100%	5808	9915	7862	7860	2900
PCB Congeners	PCB-68	ng/kg_{lipid}	2	2	100%	4233	9034	6634	6630	3390
PCB Congeners	PCB-7	ng/kg_{lipid}	2	2	100%	503	1158	830	830	463
PCB Congeners	PCB-72	ng/kg_{lipid}	2	2	100%	9083	16136	12609	12600	4990
PCB Congeners	PCB-73	ng/kg_{lipid}	2	1	50%	1950	1950	NA	NA	NA
PCB Congeners	PCB-77	ng/kg_{lipid}	2	2	100%	19333	40508	29921	29900	15000
PCB Congeners	PCB-79	ng/kg_{lipid}	2	2	100%	1292	2983	2137	2140	1200
PCB Congeners	PCB-8	ng/kg_{lipid}	2	2	100%	19083	34068	26576	26600	10600
PCB Congeners	PCB-81	ng/kg_{lipid}	2	2	100%	648	1481	1065	1060	589
PCB Congeners	PCB-82	ng/kg_{lipid}	2	2	100%	17583	29153	23368	23400	8180
PCB Congeners	PCB-83	ng/kg_{lipid}	2	2	100%	6608	17288	11948	11900	7550
PCB Congeners	PCB-84	ng/kg_{lipid}	2	2	100%	45417	87119	66268	66300	29500
PCB Congeners	PCB-85/116/117	ng/kg_{lipid}	2	2	100%	144167	291525	217846	218000	104000
PCB Congeners	PCB-86/87/97/109/119/125	ng/kg_{lipid}	2	2	100%	239167	401695	320431	320000	115000
PCB Congeners	PCB-89	ng/kg_{lipid}	2	2	100%	3783	5305	4544	4540	1080
PCB Congeners	PCB-9	ng/kg_{lipid}	2	2	100%	1192	2254	1723	1720	751
PCB Congeners	PCB-90/101/113	ng/kg_{lipid}	2	2	100%	326667	633898	480282	480000	217000
PCB Congeners	PCB-91	ng/kg_{lipid}	2	2	100%	53750	104576	79163	79200	35900
PCB Congeners	PCB-92	ng/kg_{lipid}	2	2	100%	81583	151186	116385	116000	49200
PCB Congeners	PCB-93/100	ng/kg_{lipid}	2	2	100%	31167	43898	37532	37500	9000
PCB Congeners	PCB-94	ng/kg_{lipid}	2	2	100%	1925	3593	2759	2760	1180
PCB Congeners	PCB-95	ng/kg_{lipid}	2	2	100%	165000	423729	294364	294000	183000
PCB Congeners	PCB-96	ng/kg_{lipid}	2	2	100%	1692	3254	2473	2470	1100
PCB Congeners	PCB-98/102	ng/kg_{lipid}	2	2	100%	16250	31017	23633	23600	10400
PCB Congeners	PCB-99	ng/kg_{lipid}	2	2	100%	540000	1072881	806441	806000	377000
PCB Congeners	Total PCB Congeners (209)	ng/kg_{lipid}	2	2	100%	12700000	22100000	17400000	17400000	6650000
Pesticides	2,4'-DDD	pg/g_{lipid}	2	2	100%	42583	318644	180614	181000	195000
Pesticides	2,4'-DDE	pg/g_{lipid}	2	2	100%	146667	230508	188588	189000	59300
Pesticides	2,4'-DDT	pg/g_{lipid}	2	2	100%	10500	81186	45843	45800	50000
Pesticides	4,4'-DDD	pg/g_{lipid}	2	2	100%	255833	1386441	821137	821000	799000
Pesticides	4,4'-DDE	pg/g_{lipid}	2	2	100%	3050000	4796610	3923305	3920000	1240000
Pesticides	4,4'-DDT	pg/g_{lipid}	2	2	100%	59417	396610	228013	228000	238000
Pesticides	Aldrin	pg/g_{lipid}	2	2	100%	688	1208	948	948	368
Pesticides	Alpha BHC	pg/g_{lipid}	2	2	100%	1358	7288	4323	4320	4190
Pesticides	Beta BHC	pg/g_{lipid}	2	2	100%	975	2102	1538	1540	797
Pesticides	cis-Chlordane	pg/g_{lipid}	2	2	100%	371667	788136	579901	580000	294000
Pesticides	cis-Nonachlor	pg/g_{lipid}	2	2	100%	115000	296610	205805	206000	128000
Pesticides	Dieldrin	pg/g_{lipid}	2	2	100%	159167	515254	337210	337000	252000
Pesticides	Endrin	pg/g_{lipid}	2	1	50%	2373	2373	NA	NA	NA
Pesticides	Gamma BHC (Lindane)	pg/g_{lipid}	2	1	50%	2407	2407	NA	NA	NA
Pesticides	Heptachlor	pg/g_{lipid}	2	1	50%	2169	2169	NA	NA	NA
Pesticides	Heptachlor epoxide	pg/g_{lipid}	2	2	100%	38583	121356	79970	80000	58500
Pesticides	Hexachlorobenzene	pg/g_{lipid}	2	2	100%	40333	104068	72201	72200	45100
Pesticides	Mirex	pg/g_{lipid}	1	1	50%	6767	6767	NA	NA	NA
Pesticides	Oxychlordane	pg/g_{lipid}	2	2	100%	20000	76102	48051	48100	39700
Pesticides	Total Alpha + Gamma Chlordane	pg/g_{lipid}	2	2	100%	484000	1160000	822000	822000	478000
Pesticides	Total DDT (2,4 & 4,4)	pg/g_{lipid}	2	2	100%	3570000	7210000	5390000	5390000	2570000

Table 3-31
Statistical Summary of Detected Analytes by Zone - Winter Flounder (Whole Body) - Lipid Normalized

Parameter Group	Analyte	Units	Number of Valid Results[1]	Number of Detects	Detection Frequency	Minimum Detect	Maximum Detect	Median Value	Mean of Detects	Standard Deviation
Pesticides	Total DDT (2,4)	pg/g_{lipid}	2	2	100%	200000	630000	415000	415000	304000
Pesticides	Total DDT (4,4)	pg/g_{lipid}	2	2	100%	3370000	6580000	4975000	4980000	2270000
Pesticides	Trans-chlordane	pg/g_{lipid}	2	2	100%	112500	371186	241843	242000	183000
Pesticides	Trans-heptachlor epoxide	pg/g_{lipid}	2	1	50%	27250	27250	NA	NA	NA
Pesticides	Trans-nonachlor	pg/g_{lipid}	2	2	100%	303333	928814	616073	616000	442000
Semivolatiles	Phenol	ug/kg_{lipid}	2	1	50%	49167	49167	NA	NA	NA

Footnotes:
[1]Valid results are results that were found to be valid as a result of data validation. Only valid data are used in statistical analyses. Additional details regarding rejected data are provided in Appendix E of this report.

Notes:
1. Only detected values were included in the calculation of totals.
2. Non-detect ("U" qualified) data were excluded from the statistical analysis.

DDD = dichlorodiphenyldichloroethane
DDE = dichlorodiphenyldichloroethylene
DDT = dichlorodiphenyltrichloroethane
HMW = high molecular weight
LMW = low molecular weight
PAH = polycyclic aromatic hydrocarbon
PCB = polychlorinated biphenyl
NA = not applicable

% = percent
mg/kg = milligrams per kilogram
ng/g = nanograms per gram
ng/kg = nanograms per kilogram
pg/g = picograms per gram
ug/kg = micrograms per kilogram

Table 3-32
Statistical Summary of Detected Analytes - American Eel (Fillet)

Parameter Group	Analyte	Units	Number of Valid Results[1]	Number of Detects	Detection Frequency	Minimum Detect	Maximum Detect	Median Value	Mean of Detects	Standard Deviation
Aroclor PCBs	Aroclor 1254	ug/kg	18	14	78%	72	660	305	318	213
Aroclor PCBs	Aroclor 1260	ug/kg	18	11	61%	54	410	140	171	107
Aroclor PCBs	Total Aroclor PCBs (Sum of 7 Aroclors)	ug/kg	18	16	89%	69	1000	330	395	272
Aroclor PCBs	Total Aroclor PCBs (Sum of 9 Aroclors)	ug/kg	18	16	89%	69	1000	330	395	272
Butyltins	Tributyltin	ug/kg	15	1	6%	2.1	2.1	NA	NA	NA
Dioxins/Furans	1,2,3,4,6,7,8-HpCDD	ng/kg	18	18	100%	0.146	2.85	0.726	0.968	0.79
Dioxins/Furans	1,2,3,4,6,7,8-HpCDF	ng/kg	18	18	100%	0.541	8.58	3.18	3.77	2.41
Dioxins/Furans	1,2,3,4,7,8,9-HpCDF	ng/kg	18	15	83%	0.0372	0.262	0.121	0.141	0.0766
Dioxins/Furans	1,2,3,4,7,8-HxCDD	ng/kg	18	17	94%	0.0819	0.932	0.225	0.29	0.231
Dioxins/Furans	1,2,3,4,7,8-HxCDF	ng/kg	18	18	100%	0.184	4.71	1.29	1.85	1.36
Dioxins/Furans	1,2,3,6,7,8-HxCDD	ng/kg	18	18	100%	0.369	3.76	1.285	1.38	0.956
Dioxins/Furans	1,2,3,6,7,8-HxCDF	ng/kg	18	18	100%	0.397	3.85	1.555	1.64	0.914
Dioxins/Furans	1,2,3,7,8,9-HxCDD	ng/kg	18	18	100%	0.0506	0.76	0.213	0.244	0.185
Dioxins/Furans	1,2,3,7,8,9-HxCDF	ng/kg	18	14	78%	0.0459	0.254	0.0898	0.102	0.0542
Dioxins/Furans	1,2,3,7,8-PCDD	ng/kg	18	15	83%	0.185	1.26	0.532	0.624	0.368
Dioxins/Furans	1,2,3,7,8-PCDF	ng/kg	18	17	94%	0.126	3.25	0.934	1.1	0.838
Dioxins/Furans	2,3,4,6,7,8-HxCDF	ng/kg	18	18	100%	0.0897	0.63	0.2525	0.291	0.177
Dioxins/Furans	2,3,4,7,8-PCDF	ng/kg	18	18	100%	0.684	9.23	1.905	2.71	2.21
Dioxins/Furans	2,3,7,8-TCDD	ng/kg	18	17	94%	2.48	14.7	6.66	7.44	3.98
Dioxins/Furans	2,3,7,8-TCDF	ng/kg	18	4	22%	0.0564	0.158	0.146	0.127	0.0473
Dioxins/Furans	OCDD	ng/kg	18	18	100%	0.311	12.3	1.085	1.99	2.73
Dioxins/Furans	OCDF	ng/kg	18	18	100%	0.0821	0.677	0.2675	0.29	0.171
Dioxins/Furans	Percent Lipids	%	18	18	100%	0.95	20.4	5.95	7.03	5.33
Metals	Aluminum	mg/kg	18	1	6%	6.27	6.27	NA	NA	NA
Metals	Arsenic	mg/kg	18	18	100%	0.598	1.96	0.878	1.02	0.41
Metals	Calcium	mg/kg	18	18	100%	139	377	190.5	216	71.4
Metals	Chromium	mg/kg	18	1	6%	2.42	2.42	NA	NA	NA
Metals	Cobalt	mg/kg	18	3	17%	0	0.0286	0.02595	0.0173	0.0152
Metals	Copper	mg/kg	18	11	61%	0.193	0.323	0.231	0.242	0.0356
Metals	Iron	mg/kg	18	6	33%	3.36	21.4	4.915	7.79	6.82
Metals	Lead	mg/kg	18	5	28%	0.0259	0.0339	0.0272	0.0284	0.00319
Metals	Magnesium	mg/kg	18	18	100%	169	371	262.5	260	42.4
Metals	Manganese	mg/kg	18	8	44%	0.19	0.699	0.404	0.434	0.174
Metals	Mercury	ng/g	18	18	100%	172	638	318	356	155
Metals	Methyl Mercury	ng/g	18	18	100%	170	764	331.5	388	173
Metals	Nickel	mg/kg	18	1	6%	0.203	0.203	NA	NA	NA
Metals	Potassium	mg/kg	18	18	100%	2790	5750	3705	3840	654
Metals	Selenium	mg/kg	18	18	100%	0.338	0.848	0.4445	0.465	0.118
Metals	Sodium	mg/kg	18	18	100%	387	748	506.5	525	89.3
Metals	Vanadium	mg/kg	18	2	11%	0.0211	0.0317	0.0264	0.0264	0.0075
Metals	Zinc	mg/kg	18	18	100%	15.3	43.1	25.2	26.4	7.18
PCB Congeners	PCB-1	ng/kg	16	12	67%	4.52	23.8	8.925	10	5.11
PCB Congeners	PCB-10	ng/kg	18	11	61%	2.53	24.2	8.71	10.2	7.55
PCB Congeners	PCB-103	ng/kg	18	16	89%	2.24	48.4	10.225	13.8	12
PCB Congeners	PCB-105	ng/kg	18	18	100%	5540	40200	16200	16700	9730
PCB Congeners	PCB-107	ng/kg	18	18	100%	227	1660	713	740	386
PCB Congeners	PCB-108/124	ng/kg	18	18	100%	32.3	288	82.3	106	69.6
PCB Congeners	PCB-11	ng/kg	18	13	72%	41.4	144	72.5	74.8	32.2
PCB Congeners	PCB-110/115	ng/kg	17	17	94%	7610	71400	20000	23000	16800
PCB Congeners	PCB-111	ng/kg	18	18	100%	28.5	182	79.2	84.4	48.2
PCB Congeners	PCB-112	ng/kg	18	9	50%	34.1	132	65.1	68.4	35
PCB Congeners	PCB-114	ng/kg	18	18	100%	292	2520	911.5	1060	629
PCB Congeners	PCB-118	ng/kg	18	18	100%	17200	127000	53100	57700	32500
PCB Congeners	PCB-12/13	ng/kg	18	12	67%	4.81	20.7	10.705	10.4	5.1
PCB Congeners	PCB-120	ng/kg	18	18	100%	92.7	700	289.5	299	183
PCB Congeners	PCB-121	ng/kg	18	18	100%	13.1	108	41.25	48.7	29.8
PCB Congeners	PCB-122	ng/kg	18	11	61%	14.4	210	48	62.7	59.5
PCB Congeners	PCB-123	ng/kg	16	16	89%	294	2280	1190	1140	628
PCB Congeners	PCB-126	ng/kg	17	4	22%	13.4	519	184	225	223
PCB Congeners	PCB-127	ng/kg	16	15	83%	19.1	131	61.1	62.6	34.1
PCB Congeners	PCB-128/166	ng/kg	18	18	100%	2070	14400	5800	6420	3510

Table 3-32
Statistical Summary of Detected Analytes - American Eel (Fillet)

Parameter Group	Analyte	Units	Number of Valid Results[1]	Number of Detects	Detection Frequency	Minimum Detect	Maximum Detect	Median Value	Mean of Detects	Standard Deviation
PCB Congeners	PCB-129/138/163	ng/kg	18	18	100%	19300	125000	54900	60400	31500
PCB Congeners	PCB-130	ng/kg	18	18	100%	658	5600	1895	2100	1230
PCB Congeners	PCB-131	ng/kg	18	16	89%	10.6	325	32.7	53.7	76.2
PCB Congeners	PCB-132	ng/kg	18	18	100%	345	8430	1905	2290	2090
PCB Congeners	PCB-133	ng/kg	15	15	83%	480	2550	1440	1460	675
PCB Congeners	PCB-134	ng/kg	18	18	100%	136	3440	758	945	806
PCB Congeners	PCB-135/151	ng/kg	16	16	89%	793	8850	2255	2790	2090
PCB Congeners	PCB-136	ng/kg	16	16	89%	161	2680	501.5	574	598
PCB Congeners	PCB-137	ng/kg	18	18	100%	674	5640	2260	2410	1380
PCB Congeners	PCB-139/140	ng/kg	18	18	100%	254	2170	831	900	522
PCB Congeners	PCB-141	ng/kg	18	17	94%	620	6790	3070	3240	1860
PCB Congeners	PCB-144	ng/kg	16	16	89%	14.4	1400	71.6	159	334
PCB Congeners	PCB-146	ng/kg	17	17	94%	3710	20900	9790	10100	4660
PCB Congeners	PCB-147/149	ng/kg	18	18	100%	3400	39000	9980	11900	10200
PCB Congeners	PCB-148	ng/kg	13	13	72%	62.5	515	218	246	146
PCB Congeners	PCB-15	ng/kg	16	16	89%	17.4	140	51.7	59.5	36.5
PCB Congeners	PCB-150	ng/kg	16	5	28%	1.75	15.2	2.1	5.68	5.81
PCB Congeners	PCB-152	ng/kg	16	1	6%	7.24	7.24	NA	NA	NA
PCB Congeners	PCB-153/168	ng/kg	18	18	100%	25300	174000	70050	76300	40200
PCB Congeners	PCB-154	ng/kg	16	16	89%	429	3780	1335	1540	1020
PCB Congeners	PCB-155	ng/kg	18	18	100%	155	1330	423	530	314
PCB Congeners	PCB-156/157	ng/kg	18	18	100%	1540	10900	5360	5560	2690
PCB Congeners	PCB-158	ng/kg	18	18	100%	1550	12000	4680	5050	2860
PCB Congeners	PCB-159	ng/kg	18	10	56%	3.53	17.5	10.155	10.5	3.76
PCB Congeners	PCB-16	ng/kg	15	15	83%	13.1	107	32.6	46.5	30.2
PCB Congeners	PCB-161	ng/kg	18	2	11%	7.89	8.2	8.045	8.05	0.219
PCB Congeners	PCB-162	ng/kg	18	17	94%	110	650	295	324	145
PCB Congeners	PCB-164	ng/kg	18	18	100%	424	2920	1095	1230	685
PCB Congeners	PCB-165	ng/kg	17	17	94%	23.1	152	54.2	60.5	35.5
PCB Congeners	PCB-167	ng/kg	15	15	83%	711	4730	2380	2370	1120
PCB Congeners	PCB-169	ng/kg	18	2	11%	2.49	7.94	5.215	5.22	3.85
PCB Congeners	PCB-17	ng/kg	18	18	100%	24.6	200	59.45	83.4	57.8
PCB Congeners	PCB-170	ng/kg	18	18	100%	2070	16200	7985	7990	3620
PCB Congeners	PCB-171/173	ng/kg	17	17	94%	992	5110	2830	2780	1230
PCB Congeners	PCB-172	ng/kg	18	18	100%	499	3160	1765	1740	747
PCB Congeners	PCB-174	ng/kg	18	18	100%	465	4840	1275	1730	1260
PCB Congeners	PCB-175	ng/kg	16	16	89%	167	854	440	462	221
PCB Congeners	PCB-176	ng/kg	18	18	100%	15.9	724	52.7	92.2	165
PCB Congeners	PCB-177	ng/kg	17	17	94%	1460	11200	3890	4490	2560
PCB Congeners	PCB-178	ng/kg	15	15	83%	1270	8100	4200	3990	1860
PCB Congeners	PCB-179	ng/kg	18	18	100%	208	3660	606.5	883	919
PCB Congeners	PCB-18/30	ng/kg	18	18	100%	66.9	710	181.5	256	191
PCB Congeners	PCB-180/193	ng/kg	18	18	100%	8210	66500	30200	30400	14300
PCB Congeners	PCB-181	ng/kg	17	17	94%	39.6	183	113	111	47.7
PCB Congeners	PCB-182	ng/kg	15	15	83%	27	211	104	100	51.9
PCB Congeners	PCB-183/185	ng/kg	18	17	94%	3230	22700	9570	9800	5170
PCB Congeners	PCB-184	ng/kg	18	18	100%	27.7	186	67.9	81.2	49.1
PCB Congeners	PCB-187	ng/kg	16	16	89%	8540	39900	20200	22400	9650
PCB Congeners	PCB-188	ng/kg	18	18	100%	32.5	243	80.1	103	64
PCB Congeners	PCB-189	ng/kg	18	18	100%	105	805	412	408	183
PCB Congeners	PCB-19	ng/kg	18	18	100%	21.3	252	61.3	88.5	67.2
PCB Congeners	PCB-190	ng/kg	18	18	100%	570	4790	2025	2150	1050
PCB Congeners	PCB-191	ng/kg	18	18	100%	146	1070	491	478	225
PCB Congeners	PCB-192	ng/kg	18	8	44%	4.08	15.7	9.525	9.48	3.34
PCB Congeners	PCB-194	ng/kg	18	18	100%	905	9160	4195	4330	2130
PCB Congeners	PCB-195	ng/kg	18	18	100%	292	2540	1305	1330	608
PCB Congeners	PCB-196	ng/kg	18	18	100%	828	5930	2720	2840	1320
PCB Congeners	PCB-197/200	ng/kg	18	18	100%	111	798	303	351	194
PCB Congeners	PCB-198/199	ng/kg	18	18	100%	2190	14300	6435	7160	3370
PCB Congeners	PCB-2	ng/kg	18	4	22%	1.13	4.19	1.485	2.07	1.44
PCB Congeners	PCB-20/28	ng/kg	18	18	100%	2300	18900	7745	8630	4510

Table 3-32
Statistical Summary of Detected Analytes - American Eel (Fillet)

Parameter Group	Analyte	Units	Number of Valid Results[1]	Number of Detects	Detection Frequency	Minimum Detect	Maximum Detect	Median Value	Mean of Detects	Standard Deviation
PCB Congeners	PCB-201	ng/kg	18	18	100%	276	2070	752	863	479
PCB Congeners	PCB-202	ng/kg	18	18	100%	998	7040	2505	2950	1590
PCB Congeners	PCB-203	ng/kg	18	18	100%	1120	9460	4330	4890	2330
PCB Congeners	PCB-204	ng/kg	18	10	56%	4.33	27.5	10.305	11.8	7.08
PCB Congeners	PCB-205	ng/kg	18	18	100%	38.2	386	174.5	182	91.8
PCB Congeners	PCB-206	ng/kg	18	18	100%	622	8270	2810	3370	2050
PCB Congeners	PCB-207	ng/kg	18	18	100%	81.6	760	321.5	366	197
PCB Congeners	PCB-208	ng/kg	17	17	94%	641	3490	1260	1520	868
PCB Congeners	PCB-209	ng/kg	18	18	100%	314	4530	1385	1780	1190
PCB Congeners	PCB-21/33	ng/kg	18	15	83%	11.8	103	38.1	42.7	24.6
PCB Congeners	PCB-22	ng/kg	18	18	100%	78.4	713	258.5	305	197
PCB Congeners	PCB-24	ng/kg	18	8	44%	1.87	13	7.355	6.54	3.76
PCB Congeners	PCB-25	ng/kg	18	18	100%	15.3	159	44.15	61.5	41.7
PCB Congeners	PCB-26/29	ng/kg	18	18	100%	182	1680	724	836	448
PCB Congeners	PCB-27	ng/kg	17	17	94%	9.42	103	25.3	35.9	25.4
PCB Congeners	PCB-3	ng/kg	11	1	6%	9.89	9.89	NA	NA	NA
PCB Congeners	PCB-31	ng/kg	18	18	100%	554	4080	1900	2240	1090
PCB Congeners	PCB-32	ng/kg	18	18	100%	63	492	152.5	205	137
PCB Congeners	PCB-34	ng/kg	18	16	89%	4.48	47.8	11.03	13.7	11.1
PCB Congeners	PCB-36	ng/kg	18	2	11%	30.8	158	94.4	94.4	89.9
PCB Congeners	PCB-37	ng/kg	18	18	100%	42.5	266	105.3	126	71.7
PCB Congeners	PCB-38	ng/kg	18	17	94%	5.72	36.6	17.8	21.2	10.8
PCB Congeners	PCB-39	ng/kg	18	3	17%	1.04	1.2	1.1	1.11	0.0808
PCB Congeners	PCB-4	ng/kg	18	18	100%	28.6	269	62.95	93.1	67.8
PCB Congeners	PCB-40/71	ng/kg	18	18	100%	142	2130	635.5	787	562
PCB Congeners	PCB-42	ng/kg	18	18	100%	632	6510	1855	2320	1690
PCB Congeners	PCB-43	ng/kg	18	13	72%	10	110	49.1	53.8	30.2
PCB Congeners	PCB-44/47/65	ng/kg	18	18	100%	6200	60000	20950	27800	16500
PCB Congeners	PCB-45	ng/kg	18	18	100%	24.5	927	130.5	187	210
PCB Congeners	PCB-46	ng/kg	18	18	100%	9.44	84.6	21.3	32.4	23
PCB Congeners	PCB-48	ng/kg	18	16	89%	11	88.1	27.3	39.4	27.8
PCB Congeners	PCB-49/69	ng/kg	18	18	100%	983	12900	2650	3540	2930
PCB Congeners	PCB-50/53	ng/kg	18	18	100%	48.7	1100	194	260	246
PCB Congeners	PCB-51	ng/kg	18	18	100%	23.7	451	109.25	132	103
PCB Congeners	PCB-52	ng/kg	18	18	100%	4640	70000	23750	26700	17200
PCB Congeners	PCB-54	ng/kg	18	12	67%	3.86	36.5	11.5	14.3	9.65
PCB Congeners	PCB-55	ng/kg	18	7	39%	8.05	68.1	19.6	28.6	22.8
PCB Congeners	PCB-56	ng/kg	18	18	100%	21.9	188	60.05	81	54
PCB Congeners	PCB-57	ng/kg	18	13	72%	13.7	398	24.2	55.3	104
PCB Congeners	PCB-58	ng/kg	18	18	100%	13.9	299	91.95	98.2	68.7
PCB Congeners	PCB-6	ng/kg	17	13	72%	4.01	28	7.82	9.02	6.53
PCB Congeners	PCB-60	ng/kg	18	18	100%	741	7540	2870	3050	1840
PCB Congeners	PCB-61/70/74/76	ng/kg	18	18	100%	3190	27400	12500	13700	7450
PCB Congeners	PCB-62/75	ng/kg	18	18	100%	579	5380	1860	2570	1550
PCB Congeners	PCB-63	ng/kg	18	18	100%	192	1520	570	617	354
PCB Congeners	PCB-64	ng/kg	18	18	100%	2630	25600	7910	10400	6210
PCB Congeners	PCB-66	ng/kg	18	18	100%	4480	45200	22850	22100	12700
PCB Congeners	PCB-67	ng/kg	18	18	100%	8.73	139	37	54	38.8
PCB Congeners	PCB-68	ng/kg	18	17	94%	40.4	401	137	153	95.8
PCB Congeners	PCB-7	ng/kg	17	4	22%	1.35	8.22	4.19	4.49	3.55
PCB Congeners	PCB-72	ng/kg	18	17	94%	60.8	767	214	273	205
PCB Congeners	PCB-73	ng/kg	18	11	61%	12.7	124	34.9	41.3	31.1
PCB Congeners	PCB-77	ng/kg	18	18	100%	10.1	140	49.95	59.6	37.2
PCB Congeners	PCB-78	ng/kg	18	1	6%	167	167	NA	NA	NA
PCB Congeners	PCB-79	ng/kg	18	17	94%	22.4	195	48.3	69.5	52.3
PCB Congeners	PCB-8	ng/kg	15	10	56%	17.1	64.5	33.35	35	14
PCB Congeners	PCB-81	ng/kg	14	4	22%	9.05	34.7	15.8	18.8	11.1
PCB Congeners	PCB-82	ng/kg	18	18	100%	82.7	2270	522.5	687	593
PCB Congeners	PCB-83	ng/kg	18	15	83%	320	3400	1020	1130	859
PCB Congeners	PCB-84	ng/kg	18	18	100%	213	5870	1735	1790	1340
PCB Congeners	PCB-85/116/117	ng/kg	18	18	100%	2350	20200	7270	8910	5540

Table 3-32
Statistical Summary of Detected Analytes - American Eel (Fillet)

Parameter Group	Analyte	Units	Number of Valid Results[1]	Number of Detects	Detection Frequency	Minimum Detect	Maximum Detect	Median Value	Mean of Detects	Standard Deviation
PCB Congeners	PCB-86/87/97/109/119/125	ng/kg	18	18	100%	1900	20200	5570	6650	5220
PCB Congeners	PCB-89	ng/kg	18	7	39%	2.72	16.2	7.72	8.81	5.33
PCB Congeners	PCB-9	ng/kg	17	7	39%	1.38	4.97	3.61	3.03	1.44
PCB Congeners	PCB-90/101/113	ng/kg	18	18	100%	3320	57100	10750	13200	13100
PCB Congeners	PCB-91	ng/kg	16	16	89%	479	5710	1510	1560	1240
PCB Congeners	PCB-92	ng/kg	18	18	100%	1540	15300	4180	4930	3610
PCB Congeners	PCB-93/100	ng/kg	18	18	100%	8.77	3890	1275	1690	1210
PCB Congeners	PCB-94	ng/kg	18	15	83%	5.95	61.7	23.3	24.1	15.9
PCB Congeners	PCB-95	ng/kg	18	18	100%	1170	14600	4740	5030	3290
PCB Congeners	PCB-96	ng/kg	18	10	56%	3.95	66.6	11.92	18.5	19.1
PCB Congeners	PCB-98/102	ng/kg	18	11	61%	16.3	1150	64.6	249	381
PCB Congeners	PCB-99	ng/kg	18	18	100%	8290	84900	28600	35700	21900
PCB Congeners	Total PCB Congeners (209)	ng/kg	18	18	100%	197000	1150000	594000	624000	314000
Pesticides	2,4'-DDD	pg/g	18	18	100%	438	7890	1610	2120	1880
Pesticides	2,4'-DDE	pg/g	18	18	100%	236	2720	618.5	1090	855
Pesticides	2,4'-DDT	pg/g	18	18	100%	58.8	668	155	244	204
Pesticides	4,4'-DDD	pg/g	18	18	100%	16300	290000	72200	100000	75400
Pesticides	4,4'-DDE	pg/g	18	18	100%	38400	679000	195500	216000	153000
Pesticides	4,4'-DDT	pg/g	18	18	100%	1100	16800	3315	5580	5150
Pesticides	Aldrin	pg/g	18	18	100%	6.43	121	25.45	33.5	26.9
Pesticides	Alpha BHC	pg/g	17	17	94%	28.1	270	86.2	90.7	63.2
Pesticides	Beta BHC	pg/g	18	18	100%	13.6	153	80.5	91.7	42.3
Pesticides	Cis-Chlordane	pg/g	18	18	100%	1990	20800	10275	11500	6250
Pesticides	Cis-Nonachlor	pg/g	18	18	100%	2710	17600	8265	8930	4530
Pesticides	Delta BHC	pg/g	18	7	39%	4.96	9.08	6.61	6.9	1.58
Pesticides	Dieldrin	pg/g	18	18	100%	1290	21700	10290	11700	6330
Pesticides	Endrin	pg/g	18	10	56%	17.3	70	46.65	45.2	16.4
Pesticides	Endrin Ketone	pg/g	16	1	6%	54.2	54.2	NA	NA	NA
Pesticides	Gamma BHC (Lindane)	pg/g	18	17	94%	11.1	70.4	35.7	35.8	16.7
Pesticides	Heptachlor	pg/g	18	2	11%	5.74	10.6	8.17	8.17	3.44
Pesticides	Heptachlor epoxide	pg/g	18	18	100%	474	6340	2520	3040	1740
Pesticides	Hexachlorobenzene	pg/g	18	18	100%	771	6590	2970	3360	1750
Pesticides	Methoxychlor	pg/g	16	1	6%	29.9	29.9	NA	NA	NA
Pesticides	Mirex	pg/g	17	17	94%	144	574	380	356	146
Pesticides	Oxychlordane	pg/g	18	18	100%	2600	28700	10400	11600	6730
Pesticides	Trans-Chlordane	pg/g	18	18	100%	400	7100	2745	3140	1830
Pesticides	Trans-Heptachlor Epoxide	pg/g	18	2	11%	1040	1450	1245	1250	290
Pesticides	Trans-Nonachlor	pg/g	18	18	100%	5980	53100	20400	21300	12100
Pesticides	Total Alpha + Gamma Chlordane	pg/g	18	18	100%	2390	27200	13000	14600	7990
Pesticides	Total DDT (2,4)	pg/g	18	18	100%	889	10900	2520	3450	2710
Pesticides	Total DDT (4,4)	pg/g	18	18	100%	61800	981000	273500	322000	229000
Pesticides	Total DDT (2,4 & 4,4)	pg/g	18	18	100%	63200	992000	275500	326000	231000
Physical Parameters	Moisture (Water) Content	%	18	18	100%	177	342	255.5	259	44.3
Physical Parameters	Percent Moisture	%	18	18	100%	63.9	77.4	71.85	71.8	3.56
Semivolatiles	1-Methylnaphthalene	ug/kg	18	4	22%	5.4	29	9.4	13.3	11
Semivolatiles	2-Methylnaphthalene	ug/kg	18	3	17%	5.5	54	15	24.8	25.7
Semivolatiles	Acenaphthene	ug/kg	18	13	72%	4.2	28	16	15.1	7.58
Semivolatiles	Benzoic Acid	ug/kg	18	1	6%	5800	5800	NA	NA	NA
Semivolatiles	C1-Fluorenes	ug/kg	18	1	6%	6	6	NA	NA	NA
Semivolatiles	C1-Naphthalenes	ug/kg	18	4	22%	6.9	55	12.6	21.8	22.7
Semivolatiles	C1-Phenanthrene/Anthracene	ug/kg	18	1	6%	8.2	8.2	NA	NA	NA
Semivolatiles	C2-Naphthalenes	ug/kg	18	3	17%	5.5	77	7.4	30	40.7
Semivolatiles	C2-Phenanthrene/Anthracene	ug/kg	18	1	6%	8.5	8.5	NA	NA	NA
Semivolatiles	C3-Naphthalenes	ug/kg	18	3	17%	5.3	56	5.7	22.3	29.2
Semivolatiles	C4-Naphthalenes	ug/kg	18	1	6%	25	25	NA	NA	NA
Semivolatiles	Fluoranthene	ug/kg	18	5	28%	6.3	8.4	7.1	7.16	0.767
Semivolatiles	Fluorene	ug/kg	18	3	17%	2.7	5.6	3.7	4	1.47
Semivolatiles	Naphthalene	ug/kg	18	7	39%	5.4	31	15	15	8.52
Semivolatiles	Phenanthrene	ug/kg	18	3	17%	5	6.3	5.5	5.6	0.656
Semivolatiles	Phenol	ug/kg	18	1	6%	1200	1200	NA	NA	NA

Table 3-32
Statistical Summary of Detected Analytes - American Eel (Fillet)

Parameter Group	Analyte	Units	Number of Valid Results[1]	Number of Detects	Detection Frequency	Minimum Detect	Maximum Detect	Median Value	Mean of Detects	Standard Deviation
Semivolatiles	Pyrene	ug/kg	18	1	6%	12	12	NA	NA	NA
Semivolatiles	Total HMW PAHs	ug/kg	18	5	28%	6.3	19.1	7.1	9.56	5.39
Semivolatiles	Total LMW PAHs	ug/kg	18	13	72%	4.2	86.1	24	31.2	27.1
Semivolatiles	Total PAHs	ug/kg	18	13	72%	4.2	94.3	24.9	34.8	29.8

Footnotes:
[1]Valid results are results that were found to be valid as a result of data validation. Only valid data are used in statistical analyses. Additional details regarding rejected data are provided in Appendix E of this report.

Notes:
1. Only detected values were included in the calculation of totals.
2. Non-detect ("U" qualified) data were excluded from the statistical analysis.

DDD = dichlorodiphenyldichloroethane
DDE = dichlorodiphenyldichloroethylene
DDT = dichlorodiphenyltrichloroethane
HMW = high molecular weight
LMW = low molecular weight
PAH = polycyclic aromatic hydrocarbon
PCB = polychlorinated biphenyl
NA = not applicable

% = percent
mg/kg = milligrams per kilogram
ng/g = nanograms per gram
ng/kg = nanograms per kilogram
pg/g = picograms per gram
ug/kg = micrograms per kilogram

Table 3-33
Statistical Summary of Detected Analytes by Zone - American Eel (Fillet)

Parameter Group	Analyte	Units	Number of Valid Results[1]	Number of Detects	Detection Frequency	Minimum Detect	Maximum Detect	Median Value	Mean of Detects	Standard Deviation
NORTH ZONE										
Aroclor PCBs	Aroclor 1254	ug/kg	6	5	83%	91	650	330	334	221
Aroclor PCBs	Aroclor 1260	ug/kg	6	3	50%	140	200	160	167	30.6
Aroclor PCBs	Total Aroclor PCBs (Sum of 7 Aroclors)	ug/kg	6	6	100%	200	650	330	362	163
Aroclor PCBs	Total Aroclor PCBs (Sum of 9 Aroclors)	ug/kg	6	6	100%	200	650	330	362	163
Butyltins	Tributyltin	ug/kg	6	1	17%	2.1	2.1	NA	NA	NA
Dioxins/Furans	1,2,3,4,6,7,8-HpCDD	ng/kg	6	6	100%	0.233	1.09	0.813	0.734	0.321
Dioxins/Furans	1,2,3,4,6,7,8-HpCDF	ng/kg	6	6	100%	2.27	8.58	4.52	5.21	2.72
Dioxins/Furans	1,2,3,4,7,8,9-HpCDF	ng/kg	6	6	100%	0.0518	0.257	0.1345	0.147	0.0762
Dioxins/Furans	1,2,3,4,7,8-HxCDD	ng/kg	6	5	83%	0.111	0.327	0.207	0.218	0.106
Dioxins/Furans	1,2,3,4,7,8-HxCDF	ng/kg	6	6	100%	0.918	4.71	2.55	2.58	1.43
Dioxins/Furans	1,2,3,6,7,8-HxCDD	ng/kg	6	6	100%	0.393	2.08	0.972	1.06	0.626
Dioxins/Furans	1,2,3,6,7,8-HxCDF	ng/kg	6	6	100%	0.988	3.85	1.66	2.01	1.08
Dioxins/Furans	1,2,3,7,8,9-HxCDD	ng/kg	6	6	100%	0.0528	0.249	0.191	0.169	0.0801
Dioxins/Furans	1,2,3,7,8,9-HxCDF	ng/kg	6	4	67%	0.0602	0.106	0.07195	0.0775	0.0198
Dioxins/Furans	1,2,3,7,8-PCDD	ng/kg	6	5	83%	0.185	0.817	0.448	0.476	0.264
Dioxins/Furans	1,2,3,7,8-PCDF	ng/kg	6	5	83%	0.479	2.26	1.09	1.2	0.709
Dioxins/Furans	2,3,4,6,7,8-HxCDF	ng/kg	6	6	100%	0.0897	0.463	0.2925	0.275	0.142
Dioxins/Furans	2,3,4,7,8-PCDF	ng/kg	6	6	100%	1.48	9.23	3.45	3.96	2.78
Dioxins/Furans	2,3,7,8-TCDD	ng/kg	6	6	100%	3.05	14.7	8.55	8.16	4.32
Dioxins/Furans	2,3,7,8-TCDF	ng/kg	6	1	17%	0.0564	0.0564	NA	NA	NA
Dioxins/Furans	OCDD	ng/kg	6	6	100%	0.311	2.06	1.45	1.29	0.718
Dioxins/Furans	OCDF	ng/kg	6	6	100%	0.0821	0.452	0.306	0.28	0.129
Dioxins/Furans	Percent Lipids	%	6	6	100%	1.8	8.5	6.7	5.78	2.92
Metals	Aluminum	mg/kg	6	1	17%	6.27	6.27	NA	NA	NA
Metals	Arsenic	mg/kg	6	6	100%	0.653	1.77	0.7705	0.906	0.426
Metals	Calcium	mg/kg	6	6	100%	180	377	280	273	69.7
Metals	Chromium	mg/kg	6	1	17%	2.42	2.42	NA	NA	NA
Metals	Cobalt	mg/kg	6	3	50%	0	0.0286	0.02595	0.0173	0.0152
Metals	Copper	mg/kg	6	2	33%	0.193	0.265	0.229	0.229	0.0509
Metals	Iron	mg/kg	6	3	50%	4.8	21.4	5.03	10.4	9.52
Metals	Lead	mg/kg	6	3	50%	0.0268	0.028	0.0272	0.0273	0.000611
Metals	Magnesium	mg/kg	6	6	100%	235	295	264.5	267	20.7
Metals	Manganese	mg/kg	6	5	83%	0.369	0.699	0.566	0.527	0.136
Metals	Mercury	ng/g	6	6	100%	342	638	474	489	127
Metals	Methyl Mercury	ng/g	6	6	100%	249	764	522.5	522	195
Metals	Nickel	mg/kg	6	1	17%	0.203	0.203	NA	NA	NA
Metals	Potassium	mg/kg	6	6	100%	3430	4670	3540	3850	561
Metals	Selenium	mg/kg	6	6	100%	0.398	0.472	0.427	0.43	0.0298
Metals	Sodium	mg/kg	6	6	100%	418	663	543	543	80.9
Metals	Zinc	mg/kg	6	6	100%	15.3	34.2	24.8	24.9	8.01
PCB Congeners	PCB-1	ng/kg	6	4	67%	5.15	9.24	7.845	7.52	1.72
PCB Congeners	PCB-2	ng/kg	6	1	17%	1.13	1.13	NA	NA	NA
PCB Congeners	PCB-4	ng/kg	6	6	100%	33.4	103	66.2	68.5	29.4
PCB Congeners	PCB-6	ng/kg	6	5	83%	4.77	9.77	7.82	7.35	2.44
PCB Congeners	PCB-7	ng/kg	6	2	33%	1.35	1.56	1.455	1.46	0.148
PCB Congeners	PCB-8	ng/kg	5	3	50%	27.6	34.2	32.5	31.4	3.43
PCB Congeners	PCB-9	ng/kg	6	3	50%	1.53	3.61	1.81	2.32	1.13
PCB Congeners	PCB-10	ng/kg	6	4	67%	2.53	8.71	3.28	4.45	2.88
PCB Congeners	PCB-11	ng/kg	6	4	67%	43.4	82	69.45	66.1	16.7
PCB Congeners	PCB-12/13	ng/kg	6	6	100%	4.81	11.9	7.8	8.14	3.34
PCB Congeners	PCB-15	ng/kg	6	6	100%	30.1	77.6	54.15	55.2	22.1
PCB Congeners	PCB-16	ng/kg	5	5	83%	19.2	65.7	32.6	37.9	18.4
PCB Congeners	PCB-17	ng/kg	6	6	100%	31.6	110	58.55	64.3	32.1
PCB Congeners	PCB-18/30	ng/kg	6	6	100%	89.7	366	181.5	203	110
PCB Congeners	PCB-19	ng/kg	6	6	100%	29.4	121	55.95	66.1	37.4
PCB Congeners	PCB-20/28	ng/kg	6	6	100%	3640	9660	6795	6730	2250
PCB Congeners	PCB-21/33	ng/kg	6	5	83%	24.6	54.9	38.1	38.9	14.3
PCB Congeners	PCB-22	ng/kg	6	6	100%	143	606	255	301	176
PCB Congeners	PCB-24	ng/kg	6	4	67%	1.87	7.48	5.52	5.1	2.73
PCB Congeners	PCB-25	ng/kg	6	6	100%	24.8	109	44.15	57.1	34.1
PCB Congeners	PCB-26/29	ng/kg	6	6	100%	450	1090	686.5	738	272
PCB Congeners	PCB-27	ng/kg	5	5	83%	13	40	25.3	26.3	11.4
PCB Congeners	PCB-31	ng/kg	6	6	100%	1310	2760	1785	1940	656
PCB Congeners	PCB-32	ng/kg	6	6	100%	90.4	272	133.5	158	74.4

Table 3-33
Statistical Summary of Detected Analytes by Zone - American Eel (Fillet)

Parameter Group	Analyte	Units	Number of Valid Results[1]	Number of Detects	Detection Frequency	Minimum Detect	Maximum Detect	Median Value	Mean of Detects	Standard Deviation
PCB Congeners	PCB-34	ng/kg	6	6	100%	4.93	19.2	9.495	11.1	6.59
PCB Congeners	PCB-37	ng/kg	6	6	100%	47.6	186	108	111	64.1
PCB Congeners	PCB-38	ng/kg	6	5	83%	7.95	29.6	27.9	21.2	10.5
PCB Congeners	PCB-39	ng/kg	6	2	33%	1.04	1.2	1.12	1.12	0.113
PCB Congeners	PCB-40/71	ng/kg	6	6	100%	299	1240	580.5	637	348
PCB Congeners	PCB-42	ng/kg	6	6	100%	979	3120	1585	1830	909
PCB Congeners	PCB-43	ng/kg	6	5	83%	23	101	49	53.1	31.3
PCB Congeners	PCB-44/47/65	ng/kg	6	6	100%	9030	41200	21300	24200	14200
PCB Congeners	PCB-45	ng/kg	6	6	100%	50.3	242	111.3	135	82.7
PCB Congeners	PCB-46	ng/kg	6	6	100%	12.2	47.4	21.3	25.7	14.3
PCB Congeners	PCB-48	ng/kg	6	5	83%	15.6	82.1	28.2	34.6	27.5
PCB Congeners	PCB-49/69	ng/kg	6	6	100%	1420	4740	2080	2660	1470
PCB Congeners	PCB-50/53	ng/kg	6	6	100%	84.7	391	176.5	209	127
PCB Congeners	PCB-51	ng/kg	6	6	100%	61.5	251	117.75	137	78.5
PCB Congeners	PCB-52	ng/kg	6	6	100%	10400	37600	21450	22800	11200
PCB Congeners	PCB-54	ng/kg	6	5	83%	5.42	22.6	7.81	12.5	8.45
PCB Congeners	PCB-55	ng/kg	6	2	33%	9.64	11.7	10.67	10.7	1.46
PCB Congeners	PCB-56	ng/kg	6	6	100%	35.6	165	59.75	79.6	49.6
PCB Congeners	PCB-57	ng/kg	6	6	100%	13.7	39.9	20.45	23.6	9.99
PCB Congeners	PCB-58	ng/kg	6	6	100%	44.2	136	84.25	88.7	42.3
PCB Congeners	PCB-60	ng/kg	6	6	100%	1100	4280	2040	2340	1390
PCB Congeners	PCB-61/70/74/76	ng/kg	6	6	100%	5580	20000	9850	11000	6040
PCB Congeners	PCB-62/75	ng/kg	6	6	100%	953	3500	2030	2180	1220
PCB Congeners	PCB-63	ng/kg	6	6	100%	229	670	488	486	176
PCB Congeners	PCB-64	ng/kg	6	6	100%	5330	13400	8770	8960	3750
PCB Congeners	PCB-66	ng/kg	6	6	100%	8590	34100	16650	18900	10900
PCB Congeners	PCB-67	ng/kg	6	6	100%	28.4	94.4	31.9	45.7	26.1
PCB Congeners	PCB-68	ng/kg	6	6	100%	55.4	188	118.75	125	54.1
PCB Congeners	PCB-72	ng/kg	6	6	100%	82.3	330	192.5	204	92.1
PCB Congeners	PCB-73	ng/kg	6	5	83%	12.7	42	21.6	25.1	12.8
PCB Congeners	PCB-77	ng/kg	6	6	100%	10.1	92.8	36.75	42.3	32.8
PCB Congeners	PCB-79	ng/kg	6	6	100%	25.8	88.7	48.9	52.4	28
PCB Congeners	PCB-82	ng/kg	6	6	100%	247	885	451	478	246
PCB Congeners	PCB-83	ng/kg	6	6	100%	364	1150	763.5	759	379
PCB Congeners	PCB-84	ng/kg	6	6	100%	654	1960	1308	1330	606
PCB Congeners	PCB-85/116/117	ng/kg	6	6	100%	2350	10300	5350	6090	3650
PCB Congeners	PCB-86/87/97/109/119/125	ng/kg	6	6	100%	2210	7720	4195	4600	2410
PCB Congeners	PCB-89	ng/kg	6	3	50%	2.72	12.1	4.54	6.45	4.97
PCB Congeners	PCB-90/101/113	ng/kg	6	6	100%	3890	14000	8160	8600	4550
PCB Congeners	PCB-91	ng/kg	6	6	100%	617	1990	1214.5	1240	626
PCB Congeners	PCB-92	ng/kg	6	6	100%	1980	6300	3190	3670	1780
PCB Congeners	PCB-93/100	ng/kg	6	6	100%	8.77	3890	1548.5	1680	1490
PCB Congeners	PCB-94	ng/kg	6	5	83%	6.8	46.6	19.1	22.5	15.2
PCB Congeners	PCB-95	ng/kg	6	6	100%	2060	5670	4150	3970	1650
PCB Congeners	PCB-96	ng/kg	6	4	67%	3.95	22.7	6.105	9.72	8.76
PCB Congeners	PCB-98/102	ng/kg	6	4	67%	16.3	853	78.65	257	399
PCB Congeners	PCB-99	ng/kg	6	6	100%	8290	45300	21900	25600	16200
PCB Congeners	PCB-103	ng/kg	6	6	100%	4.44	20.4	6.87	10.1	6.78
PCB Congeners	PCB-105	ng/kg	6	6	100%	5540	24600	12280	13400	8340
PCB Congeners	PCB-107	ng/kg	6	6	100%	227	793	509	522	216
PCB Congeners	PCB-108/124	ng/kg	6	6	100%	37.4	134	73.9	84.9	38.9
PCB Congeners	PCB-110/115	ng/kg	6	6	100%	9620	28700	15650	16900	7550
PCB Congeners	PCB-111	ng/kg	6	6	100%	31.3	112	64.45	66.8	35.8
PCB Congeners	PCB-112	ng/kg	6	2	33%	37.9	43.4	40.65	40.7	3.89
PCB Congeners	PCB-114	ng/kg	6	6	100%	292	1480	661.5	798	550
PCB Congeners	PCB-118	ng/kg	6	6	100%	18900	84200	42500	47400	29500
PCB Congeners	PCB-120	ng/kg	6	6	100%	106	357	202	219	121
PCB Congeners	PCB-121	ng/kg	6	6	100%	16.8	80.3	40	43.1	27.1
PCB Congeners	PCB-122	ng/kg	6	5	83%	14.4	62.9	25.3	34.9	19.9
PCB Congeners	PCB-123	ng/kg	6	6	100%	294	1530	755	864	566
PCB Congeners	PCB-126	ng/kg	5	1	17%	13.4	13.4	NA	NA	NA
PCB Congeners	PCB-127	ng/kg	6	5	83%	19.1	78.9	21.9	39.4	26.8
PCB Congeners	PCB-128/166	ng/kg	6	6	100%	2070	7340	4005	4230	2180
PCB Congeners	PCB-129/138/163	ng/kg	6	6	100%	19300	76300	42250	42800	22000
PCB Congeners	PCB-130	ng/kg	6	6	100%	786	2500	1450	1570	651

Table 3-33
Statistical Summary of Detected Analytes by Zone - American Eel (Fillet)

Parameter Group	Analyte	Units	Number of Valid Results[1]	Number of Detects	Detection Frequency	Minimum Detect	Maximum Detect	Median Value	Mean of Detects	Standard Deviation
PCB Congeners	PCB-131	ng/kg	6	5	83%	16.1	47.9	25.6	30	14.5
PCB Congeners	PCB-132	ng/kg	6	6	100%	826	2700	1525	1580	728
PCB Congeners	PCB-133	ng/kg	5	5	83%	480	2010	1380	1240	667
PCB Congeners	PCB-134	ng/kg	6	6	100%	349	1290	657.5	698	343
PCB Congeners	PCB-135/151	ng/kg	6	6	100%	975	4140	2240	2260	1270
PCB Congeners	PCB-136	ng/kg	6	6	100%	172	714	441.5	438	247
PCB Congeners	PCB-137	ng/kg	6	6	100%	674	2790	1378.5	1600	979
PCB Congeners	PCB-139/140	ng/kg	6	6	100%	254	1150	571.5	640	375
PCB Congeners	PCB-141	ng/kg	6	6	100%	845	5080	2015	2520	1500
PCB Congeners	PCB-144	ng/kg	6	6	100%	19.1	141	54.25	69.4	48.2
PCB Congeners	PCB-146	ng/kg	6	6	100%	3710	13700	7780	8100	3950
PCB Congeners	PCB-147/149	ng/kg	6	6	100%	4290	13900	8160	8520	3930
PCB Congeners	PCB-148	ng/kg	5	5	83%	71.4	381	270	222	137
PCB Congeners	PCB-150	ng/kg	6	3	50%	1.75	7.36	2.1	3.74	3.14
PCB Congeners	PCB-153/168	ng/kg	6	6	100%	25300	99000	54350	57200	29000
PCB Congeners	PCB-154	ng/kg	6	6	100%	441	2630	1196	1390	987
PCB Congeners	PCB-155	ng/kg	6	6	100%	242	1140	527	573	359
PCB Congeners	PCB-156/157	ng/kg	6	6	100%	1540	7640	3840	4150	2520
PCB Congeners	PCB-158	ng/kg	6	6	100%	1550	6550	3290	3550	2070
PCB Congeners	PCB-159	ng/kg	6	4	67%	3.53	17.5	12.5	11.5	5.84
PCB Congeners	PCB-162	ng/kg	6	5	83%	120	475	291	293	150
PCB Congeners	PCB-164	ng/kg	6	6	100%	517	2170	923.5	1080	597
PCB Congeners	PCB-165	ng/kg	6	6	100%	26.8	75.6	47.2	48.6	21.8
PCB Congeners	PCB-167	ng/kg	5	5	83%	711	3030	2380	1920	1020
PCB Congeners	PCB-169	ng/kg	6	1	17%	2.49	2.49	NA	NA	NA
PCB Congeners	PCB-170	ng/kg	6	6	100%	2070	10800	5630	6060	3210
PCB Congeners	PCB-171/173	ng/kg	6	6	100%	992	4340	2230	2340	1320
PCB Congeners	PCB-172	ng/kg	6	6	100%	499	2470	1295	1390	744
PCB Congeners	PCB-174	ng/kg	6	6	100%	465	3710	1165	1470	1140
PCB Congeners	PCB-175	ng/kg	6	6	100%	167	693	335.5	380	219
PCB Congeners	PCB-176	ng/kg	6	6	100%	19.5	70.6	40.4	43.7	20.4
PCB Congeners	PCB-177	ng/kg	6	6	100%	1730	6890	3480	3960	2000
PCB Congeners	PCB-178	ng/kg	5	5	83%	1570	5370	3760	3410	1720
PCB Congeners	PCB-179	ng/kg	6	6	100%	277	1350	562.5	639	396
PCB Congeners	PCB-180/193	ng/kg	6	6	100%	8210	43600	23450	24500	13200
PCB Congeners	PCB-181	ng/kg	6	6	100%	39.6	180	92.8	97.3	55.1
PCB Congeners	PCB-182	ng/kg	5	5	83%	34.1	157	108	89.7	52.6
PCB Congeners	PCB-183/185	ng/kg	6	6	100%	3230	13700	7190	7570	4100
PCB Congeners	PCB-184	ng/kg	6	6	100%	32.9	144	62	72	45.7
PCB Congeners	PCB-197/200	ng/kg	6	6	100%	111	453	251.5	270	135
PCB Congeners	PCB-198/199	ng/kg	6	6	100%	2190	9620	5335	5790	2940
PCB Congeners	PCB-187	ng/kg	6	6	100%	8540	35100	18350	19900	10300
PCB Congeners	PCB-188	ng/kg	6	6	100%	33.1	143	78.1	85.8	50
PCB Congeners	PCB-189	ng/kg	6	6	100%	105	580	302	327	185
PCB Congeners	PCB-190	ng/kg	6	6	100%	570	3030	1560	1670	926
PCB Congeners	PCB-191	ng/kg	6	6	100%	146	656	352	374	197
PCB Congeners	PCB-192	ng/kg	6	5	83%	4.08	10.6	8.9	8.03	2.62
PCB Congeners	PCB-194	ng/kg	6	6	100%	905	5490	2830	3210	1760
PCB Congeners	PCB-195	ng/kg	6	6	100%	292	1900	1000.5	1080	602
PCB Congeners	PCB-196	ng/kg	6	6	100%	828	4120	2110	2320	1290
PCB Congeners	PCB-201	ng/kg	6	6	100%	276	1120	624.5	668	344
PCB Congeners	PCB-202	ng/kg	6	6	100%	998	3390	2125	2190	938
PCB Congeners	PCB-203	ng/kg	6	6	100%	1120	6310	3195	3620	1940
PCB Congeners	PCB-204	ng/kg	6	5	83%	4.33	14.4	7.13	8.77	4.65
PCB Congeners	PCB-205	ng/kg	6	6	100%	38.2	214	117.5	133	65.7
PCB Congeners	PCB-206	ng/kg	6	6	100%	622	2680	2065	1970	753
PCB Congeners	PCB-207	ng/kg	6	6	100%	81.6	352	269.5	246	98
PCB Congeners	PCB-208	ng/kg	5	5	83%	663	1190	1000	970	197
PCB Congeners	PCB-209	ng/kg	6	6	100%	314	1260	1065	957	357
PCB Congeners	Total PCB Congeners (209)	ng/kg	6	6	100%	228000	823000	471500	490000	253000
Pesticides	2,4'-DDD	pg/g	6	6	100%	639	1890	1118	1190	507
Pesticides	2,4'-DDE	pg/g	6	6	100%	236	1530	618.5	685	441
Pesticides	2,4'-DDT	pg/g	6	6	100%	58.8	192	121	118	52.8
Pesticides	4,4'-DDD	pg/g	6	6	100%	16300	120000	50800	55900	39800
Pesticides	4,4'-DDE	pg/g	6	6	100%	38400	271000	124300	136000	95500

Table 3-33
Statistical Summary of Detected Analytes by Zone - American Eel (Fillet)

Parameter Group	Analyte	Units	Number of Valid Results[1]	Number of Detects	Detection Frequency	Minimum Detect	Maximum Detect	Median Value	Mean of Detects	Standard Deviation
Pesticides	4,4'-DDT	pg/g	6	6	100%	1100	9460	2030	3260	3210
Pesticides	Aldrin	pg/g	6	6	100%	13.4	121	30.8	44.9	40.6
Pesticides	Alpha BHC	pg/g	6	6	100%	28.1	90.1	64.65	61.6	29.4
Pesticides	Beta BHC	pg/g	6	6	100%	52.2	153	102.5	104	47.7
Pesticides	Cis-Chlordane	pg/g	6	6	100%	5520	20100	12735	12800	6490
Pesticides	Cis-Nonachlor	pg/g	6	6	100%	3580	17600	10150	10100	6520
Pesticides	Delta BHC	pg/g	6	2	33%	8.48	9.08	8.78	8.78	0.424
Pesticides	Dieldrin	pg/g	6	6	100%	4850	21300	14200	13700	7750
Pesticides	Endrin	pg/g	6	4	67%	23.1	70	55.3	50.9	21.1
Pesticides	Endrin Ketone	pg/g	6	1	17%	54.2	54.2	NA	NA	NA
Pesticides	Gamma BHC (Lindane)	pg/g	6	6	100%	15.3	42.6	28.25	28.4	12.8
Pesticides	Heptachlor	pg/g	6	1	17%	5.74	5.74	NA	NA	NA
Pesticides	Heptachlor Epoxide	pg/g	6	6	100%	1180	6340	4155	3840	2420
Pesticides	Hexachlorobenzene	pg/g	6	6	100%	1820	6240	4300	4070	2160
Pesticides	Mirex	pg/g	6	6	100%	144	574	335.5	338	198
Pesticides	Oxychlordane	pg/g	6	6	100%	2600	28700	12620	13400	10400
Pesticides	Trans-Chlordane	pg/g	6	6	100%	1210	5540	3140	3260	1830
Pesticides	Trans-Heptachlor Epoxide	pg/g	6	1	17%	1040	1040	NA	NA	NA
Pesticides	Trans-Nonachlor	pg/g	6	6	100%	8200	53100	19850	25000	18400
Pesticides	Total Alpha + Gamma Chlordane	pg/g	6	6	100%	6730	25600	15900	16100	8300
Pesticides	TOTAL DDT (2,4)	pg/g	6	6	100%	1270	3290	1720	2000	840
Pesticides	TOTAL DDT (4,4)	pg/g	6	6	100%	61800	400000	177500	195000	138000
Pesticides	TOTAL DDT (2,4 & 4,4)	pg/g	6	6	100%	63200	403000	179500	197000	138000
Physical Parameters	Moisture (Water) Content	%	6	6	100%	237	335	266	275	42.4
Physical Parameters	Percent Moisture	%	6	6	100%	70.3	77	72.5	73	2.97
Semivolatiles	1-Methylnaphthalene	ug/kg	6	2	33%	13	29	21	21	11.3
Semivolatiles	2-Methylnaphthalene	ug/kg	6	2	33%	15	54	34.5	34.5	27.6
Semivolatiles	Acenaphthene	ug/kg	6	5	83%	7.4	28	20	19.9	7.88
Semivolatiles	C1-Fluorenes	ug/kg	6	1	17%	6	6	NA	NA	NA
Semivolatiles	C1-Naphthalenes	ug/kg	6	2	33%	18	55	36.5	36.5	26.2
Semivolatiles	C1-Phenanthrene/Anthracene	ug/kg	6	1	17%	8.2	8.2	NA	NA	NA
Semivolatiles	C2-Naphthalenes	ug/kg	6	2	33%	7.4	77	42.2	42.2	49.2
Semivolatiles	C2-Phenanthrene/Anthracene	ug/kg	6	1	17%	8.5	8.5	NA	NA	NA
Semivolatiles	C3-Naphthalenes	ug/kg	6	2	33%	5.3	56	30.65	30.7	35.9
Semivolatiles	C4-Naphthalenes	ug/kg	6	1	17%	25	25	NA	NA	NA
Semivolatiles	Fluoranthene	ug/kg	6	3	50%	6.9	8.4	7.1	7.47	0.814
Semivolatiles	Fluorene	ug/kg	6	2	33%	3.7	5.6	4.65	4.65	1.34
Semivolatiles	Naphthalene	ug/kg	6	4	67%	5.4	31	11.8	15	11.6
Semivolatiles	Phenanthrene	ug/kg	6	2	33%	5	6.3	5.65	5.65	0.919
Semivolatiles	Total HMW PAHs	ug/kg	6	3	50%	6.9	8.4	7.1	7.47	0.814
Semivolatiles	Total LMW PAHs	ug/kg	6	5	83%	19	86.1	32.6	49.8	33.4
Semivolatiles	Total PAHs	ug/kg	6	5	83%	19	94.3	39.7	54.3	33.7
CENTRAL ZONE										
Aroclor PCBs	Aroclor 1254	ug/kg	6	5	83%	73	590	370	351	192
Aroclor PCBs	Aroclor 1260	ug/kg	6	4	67%	69	410	150	195	149
Aroclor PCBs	Total Aroclor PCBs (Sum of 7 Aroclors)	ug/kg	6	6	100%	69	1000	405	422	318
Aroclor PCBs	Total Aroclor PCBs (Sum of 9 Aroclors)	ug/kg	6	6	100%	69	1000	405	422	318
Dioxins/Furans	1,2,3,4,6,7,8-HpCDD	ng/kg	6	6	100%	0.146	2.6	0.95	1.17	0.971
Dioxins/Furans	1,2,3,4,6,7,8-HpCDF	ng/kg	6	6	100%	1.52	6.56	3.795	3.88	1.77
Dioxins/Furans	1,2,3,4,7,8,9-HpCDF	ng/kg	6	3	50%	0.0545	0.262	0.227	0.181	0.111
Dioxins/Furans	1,2,3,4,7,8-HxCDD	ng/kg	6	6	100%	0.106	0.932	0.2215	0.339	0.306
Dioxins/Furans	1,2,3,4,7,8-HxCDF	ng/kg	6	6	100%	0.785	4.17	1.23	1.95	1.45
Dioxins/Furans	1,2,3,6,7,8-HxCDD	ng/kg	6	6	100%	0.717	3.25	1.31	1.63	0.991
Dioxins/Furans	1,2,3,6,7,8-HxCDF	ng/kg	6	6	100%	0.542	2.35	1.705	1.62	0.707
Dioxins/Furans	1,2,3,7,8,9-HxCDD	ng/kg	6	6	100%	0.0814	0.537	0.202	0.269	0.185
Dioxins/Furans	1,2,3,7,8,9-HxCDF	ng/kg	6	4	67%	0.0459	0.154	0.1165	0.108	0.0452
Dioxins/Furans	1,2,3,7,8-PCDD	ng/kg	6	6	100%	0.347	1.25	0.467	0.685	0.416
Dioxins/Furans	1,2,3,7,8-PCDF	ng/kg	6	6	100%	0.391	2.25	1.12	1.13	0.705
Dioxins/Furans	2,3,4,6,7,8-HxCDF	ng/kg	6	6	100%	0.0969	0.585	0.191	0.297	0.209
Dioxins/Furans	2,3,4,7,8-PCDF	ng/kg	6	6	100%	0.913	5.27	1.42	1.99	1.64
Dioxins/Furans	2,3,7,8-TCDD	ng/kg	6	6	100%	4.34	14.5	6.59	8.47	4.6
Dioxins/Furans	2,3,7,8-TCDF	ng/kg	6	2	33%	0.141	0.158	0.1495	0.15	0.012
Dioxins/Furans	OCDD	ng/kg	6	6	100%	0.707	12.3	1.5805	3.42	4.5
Dioxins/Furans	OCDF	ng/kg	6	6	100%	0.141	0.677	0.2635	0.361	0.233
Dioxins/Furans	Percent Lipids	%	6	6	100%	3.8	16.1	5.9	8.42	5.62

Table 3-33
Statistical Summary of Detected Analytes by Zone - American Eel (Fillet)

Parameter Group	Analyte	Units	Number of Valid Results[1]	Number of Detects	Detection Frequency	Minimum Detect	Maximum Detect	Median Value	Mean of Detects	Standard Deviation
Metals	Arsenic	mg/kg	6	6	100%	0.598	1.57	1.02	1.09	0.334
Metals	Calcium	mg/kg	6	6	100%	139	233	168.5	174	36.9
Metals	Copper	mg/kg	6	5	83%	0.214	0.323	0.238	0.251	0.0449
Metals	Iron	mg/kg	6	3	50%	3.36	7.7	4.46	5.17	2.26
Metals	Lead	mg/kg	6	1	17%	0.0339	0.0339	NA	NA	NA
Metals	Magnesium	mg/kg	6	6	100%	169	371	272.5	268	67.2
Metals	Manganese	mg/kg	6	1	17%	0.399	0.399	NA	NA	NA
Metals	Mercury	ng/g	6	6	100%	205	529	284	344	140
Metals	Methyl Mercury	ng/g	6	6	100%	194	533	318	360	134
Metals	Potassium	mg/kg	6	6	100%	3210	5750	3725	3950	928
Metals	Selenium	mg/kg	6	6	100%	0.383	0.555	0.522	0.495	0.064
Metals	Sodium	mg/kg	6	6	100%	455	748	518	544	108
Metals	Vanadium	mg/kg	6	1	17%	0.0211	0.0211	NA	NA	NA
Metals	Zinc	mg/kg	6	6	100%	22.5	43.1	24.65	27.3	7.88
PCB Congeners	PCB-1	ng/kg	4	4	67%	6.87	23.8	9.755	12.5	7.68
PCB Congeners	PCB-2	ng/kg	6	1	17%	4.19	4.19	NA	NA	NA
PCB Congeners	PCB-3	ng/kg	4	1	17%	9.89	9.89	NA	NA	NA
PCB Congeners	PCB-4	ng/kg	6	6	100%	45.1	269	85.5	123	90.4
PCB Congeners	PCB-6	ng/kg	5	4	67%	5	11.9	6.665	7.56	3.25
PCB Congeners	PCB-8	ng/kg	6	5	83%	17.1	46.6	28.8	29.4	12.1
PCB Congeners	PCB-9	ng/kg	5	1	17%	3.65	3.65	NA	NA	NA
PCB Congeners	PCB-10	ng/kg	6	4	67%	6.35	21.4	13.55	13.7	6.7
PCB Congeners	PCB-11	ng/kg	6	5	83%	43.5	116	75.5	79.6	34.6
PCB Congeners	PCB-12/13	ng/kg	6	2	33%	12.9	15	13.95	14	1.48
PCB Congeners	PCB-15	ng/kg	6	6	100%	20.4	140	55	70.4	43
PCB Congeners	PCB-16	ng/kg	6	6	100%	17.5	94.3	38.3	46.1	29.1
PCB Congeners	PCB-17	ng/kg	6	6	100%	36.1	191	78.9	94	59.8
PCB Congeners	PCB-18/30	ng/kg	6	6	100%	113	710	201	292	230
PCB Congeners	PCB-19	ng/kg	6	6	100%	31.2	252	79.15	112	89.1
PCB Congeners	PCB-20/28	ng/kg	6	6	100%	3970	18900	8325	9310	5640
PCB Congeners	PCB-21/33	ng/kg	6	6	100%	22.8	74	34.05	41.4	21.1
PCB Congeners	PCB-22	ng/kg	6	6	100%	89.5	546	245.5	274	185
PCB Congeners	PCB-24	ng/kg	6	2	33%	9.05	13	11.025	11	2.79
PCB Congeners	PCB-25	ng/kg	6	6	100%	24.4	159	57.85	68.6	51.3
PCB Congeners	PCB-26/29	ng/kg	6	6	100%	519	1680	973.5	1010	430
PCB Congeners	PCB-27	ng/kg	6	6	100%	19.6	103	33.85	44.3	32.1
PCB Congeners	PCB-31	ng/kg	6	6	100%	1220	4080	2460	2570	1180
PCB Congeners	PCB-32	ng/kg	6	6	100%	86.8	457	192.5	221	150
PCB Congeners	PCB-34	ng/kg	6	6	100%	4.48	47.8	10.125	15.7	16.5
PCB Congeners	PCB-37	ng/kg	6	6	100%	78.7	239	126.5	137	57.1
PCB Congeners	PCB-38	ng/kg	6	6	100%	10.9	36.1	20.9	23.1	11.2
PCB Congeners	PCB-40/71	ng/kg	6	6	100%	346	2130	884	956	656
PCB Congeners	PCB-42	ng/kg	6	6	100%	970	6510	2020	2610	2020
PCB Congeners	PCB-43	ng/kg	6	5	83%	36.4	110	60.4	65.1	28
PCB Congeners	PCB-44/47/65	ng/kg	6	6	100%	13100	60000	26300	32200	19000
PCB Congeners	PCB-45	ng/kg	6	6	100%	83.9	927	137	270	326
PCB Congeners	PCB-46	ng/kg	6	6	100%	16.5	84.6	32.1	38.9	27.1
PCB Congeners	PCB-48	ng/kg	6	5	83%	20.9	73.8	21.8	37.8	24
PCB Congeners	PCB-49/69	ng/kg	6	6	100%	1620	12900	3060	4470	4220
PCB Congeners	PCB-50/53	ng/kg	6	6	100%	115	1100	197.5	349	377
PCB Congeners	PCB-51	ng/kg	6	6	100%	57	451	126	170	143
PCB Congeners	PCB-52	ng/kg	6	6	100%	16900	70000	30300	34900	19100
PCB Congeners	PCB-54	ng/kg	6	3	50%	12	36.5	21.1	23.2	12.4
PCB Congeners	PCB-55	ng/kg	6	3	50%	19.6	47.3	35.8	34.2	13.9
PCB Congeners	PCB-56	ng/kg	6	6	100%	30.8	162	62.4	76.5	53.3
PCB Congeners	PCB-57	ng/kg	6	4	67%	15.3	42.1	27.35	28	13.1
PCB Congeners	PCB-58	ng/kg	6	6	100%	44.6	207	91.95	101	56.6
PCB Congeners	PCB-60	ng/kg	6	6	100%	1150	5700	2760	3040	1740
PCB Congeners	PCB-61/70/74/76	ng/kg	6	6	100%	5300	27400	13820	14800	8380
PCB Congeners	PCB-62/75	ng/kg	6	6	100%	1340	5380	2520	3090	1740
PCB Congeners	PCB-63	ng/kg	6	6	100%	355	1220	622	729	314
PCB Congeners	PCB-64	ng/kg	6	6	100%	5050	19900	10380	11200	5410
PCB Congeners	PCB-66	ng/kg	6	6	100%	7340	44500	18550	21500	14000
PCB Congeners	PCB-67	ng/kg	6	6	100%	19.9	139	48.75	68.6	54.5
PCB Congeners	PCB-68	ng/kg	6	6	100%	82.4	307	156	185	85.5

Table 3-33
Statistical Summary of Detected Analytes by Zone - American Eel (Fillet)

Parameter Group	Analyte	Units	Number of Valid Results[1]	Number of Detects	Detection Frequency	Minimum Detect	Maximum Detect	Median Value	Mean of Detects	Standard Deviation
PCB Congeners	PCB-72	ng/kg	6	6	100%	161	647	259.5	354	211
PCB Congeners	PCB-73	ng/kg	6	4	67%	27.5	124	46.2	61	43
PCB Congeners	PCB-77	ng/kg	6	6	100%	44.9	119	62.65	72.8	32.2
PCB Congeners	PCB-79	ng/kg	6	6	100%	26.8	195	62.4	80.5	61.3
PCB Congeners	PCB-81	ng/kg	5	3	50%	9.05	17	14.6	13.6	4.08
PCB Congeners	PCB-82	ng/kg	6	6	100%	242	1940	577	768	608
PCB Congeners	PCB-83	ng/kg	6	6	100%	568	2690	1002	1230	760
PCB Congeners	PCB-84	ng/kg	6	6	100%	956	5870	1995	2490	1730
PCB Congeners	PCB-85/116/117	ng/kg	6	6	100%	4570	20200	9035	10200	5880
PCB Congeners	PCB-86/87/97/109/119/125	ng/kg	6	6	100%	2850	20200	5905	8100	6220
PCB Congeners	PCB-89	ng/kg	6	2	33%	7.72	16.2	11.96	12	6
PCB Congeners	PCB-90/101/113	ng/kg	6	6	100%	5990	57100	11450	18200	19300
PCB Congeners	PCB-91	ng/kg	6	6	100%	751	5710	1600	2140	1780
PCB Congeners	PCB-92	ng/kg	6	6	100%	3600	11700	4915	6230	3080
PCB Congeners	PCB-93/100	ng/kg	6	6	100%	1190	3830	1990	2220	1100
PCB Congeners	PCB-94	ng/kg	6	5	83%	14.4	61.7	28	31.2	18
PCB Congeners	PCB-95	ng/kg	6	6	100%	2540	14600	6105	6900	4210
PCB Congeners	PCB-96	ng/kg	6	2	33%	15.7	66.6	41.15	41.2	36
PCB Congeners	PCB-98/102	ng/kg	6	4	67%	58.2	178	62.35	90.2	58.6
PCB Congeners	PCB-99	ng/kg	6	6	100%	18200	84900	37750	42300	25600
PCB Congeners	PCB-103	ng/kg	6	5	83%	8.01	48.4	10.5	19.1	16.9
PCB Congeners	PCB-105	ng/kg	6	6	100%	7720	30800	13950	15900	8460
PCB Congeners	PCB-107	ng/kg	6	6	100%	392	1380	889	928	375
PCB Congeners	PCB-108/124	ng/kg	6	6	100%	56.5	223	102.75	124	70
PCB Congeners	PCB-110/115	ng/kg	5	5	83%	11800	50600	20700	25300	15200
PCB Congeners	PCB-111	ng/kg	6	6	100%	63.6	182	111	111	45.7
PCB Congeners	PCB-112	ng/kg	6	5	83%	37	132	81.7	85.4	37.4
PCB Congeners	PCB-114	ng/kg	6	6	100%	543	2110	1047.5	1140	571
PCB Congeners	PCB-118	ng/kg	6	6	100%	29000	127000	54150	62400	35800
PCB Congeners	PCB-120	ng/kg	6	6	100%	192	632	395	390	183
PCB Congeners	PCB-121	ng/kg	6	6	100%	34.7	108	63.35	65.4	29
PCB Congeners	PCB-122	ng/kg	6	3	50%	24.6	124	48.6	65.7	51.9
PCB Congeners	PCB-123	ng/kg	4	4	67%	662	2280	1195	1330	680
PCB Congeners	PCB-126	ng/kg	6	1	17%	100	100	NA	NA	NA
PCB Congeners	PCB-127	ng/kg	4	4	67%	61.1	131	86.55	91.3	30.3
PCB Congeners	PCB-128/166	ng/kg	6	6	100%	3440	14400	6830	7180	4050
PCB Congeners	PCB-129/138/163	ng/kg	6	6	100%	35100	125000	63000	67700	33600
PCB Congeners	PCB-130	ng/kg	6	6	100%	1740	4180	2160	2390	912
PCB Congeners	PCB-131	ng/kg	6	6	100%	13.2	325	32.7	78.8	121
PCB Congeners	PCB-132	ng/kg	6	6	100%	952	8430	2180	3040	2710
PCB Congeners	PCB-133	ng/kg	6	6	100%	1030	2550	1665	1690	605
PCB Congeners	PCB-134	ng/kg	6	6	100%	605	2460	800	1100	694
PCB Congeners	PCB-135/151	ng/kg	6	6	100%	1630	8850	3380	4140	2720
PCB Congeners	PCB-136	ng/kg	6	6	100%	255	2680	582	879	898
PCB Congeners	PCB-137	ng/kg	6	6	100%	1400	5640	2515	2840	1590
PCB Congeners	PCB-139/140	ng/kg	6	6	100%	440	2170	901.5	1040	652
PCB Congeners	PCB-141	ng/kg	6	6	100%	2530	6790	3070	3670	1570
PCB Congeners	PCB-144	ng/kg	6	6	100%	50.7	1400	122.5	315	533
PCB Congeners	PCB-146	ng/kg	5	5	83%	7570	16200	11600	11400	3760
PCB Congeners	PCB-147/149	ng/kg	6	6	100%	6250	39000	10530	14600	12100
PCB Congeners	PCB-148	ng/kg	6	6	100%	133	515	299	305	154
PCB Congeners	PCB-150	ng/kg	6	1	17%	15.2	15.2	NA	NA	NA
PCB Congeners	PCB-152	ng/kg	6	1	17%	7.24	7.24	NA	NA	NA
PCB Congeners	PCB-153/168	ng/kg	6	6	100%	43500	174000	83100	88200	48300
PCB Congeners	PCB-154	ng/kg	6	6	100%	957	3780	1805	2120	1130
PCB Congeners	PCB-155	ng/kg	6	6	100%	333	1330	565.5	639	369
PCB Congeners	PCB-156/157	ng/kg	6	6	100%	3780	10900	5915	6320	2590
PCB Congeners	PCB-158	ng/kg	6	6	100%	2670	12000	4975	5580	3480
PCB Congeners	PCB-159	ng/kg	6	4	67%	8.34	13.2	10.155	10.5	2.13
PCB Congeners	PCB-161	ng/kg	6	2	33%	7.89	8.2	8.045	8.05	0.219
PCB Congeners	PCB-162	ng/kg	6	6	100%	235	497	361	367	97.8
PCB Congeners	PCB-164	ng/kg	6	6	100%	662	2300	1195	1240	566
PCB Congeners	PCB-165	ng/kg	5	5	83%	47.3	112	71.4	77.3	30
PCB Congeners	PCB-167	ng/kg	6	6	100%	1590	4730	2515	2700	1140
PCB Congeners	PCB-169	ng/kg	6	1	17%	7.94	7.94	NA	NA	NA

Table 3-33
Statistical Summary of Detected Analytes by Zone - American Eel (Fillet)

Parameter Group	Analyte	Units	Number of Valid Results[1]	Number of Detects	Detection Frequency	Minimum Detect	Maximum Detect	Median Value	Mean of Detects	Standard Deviation
PCB Congeners	PCB-170	ng/kg	6	6	100%	6140	16200	8680	9740	3750
PCB Congeners	PCB-171/173	ng/kg	5	5	83%	1900	4310	2830	2880	974
PCB Congeners	PCB-172	ng/kg	6	6	100%	1350	3160	1955	2100	678
PCB Congeners	PCB-174	ng/kg	6	6	100%	1090	4840	1710	2090	1390
PCB Congeners	PCB-175	ng/kg	6	6	100%	338	854	572.5	590	224
PCB Congeners	PCB-176	ng/kg	6	6	100%	18.1	724	65.55	162	276
PCB Congeners	PCB-177	ng/kg	5	5	83%	3880	8650	3910	5140	2060
PCB Congeners	PCB-178	ng/kg	6	6	100%	2940	6110	4240	4360	1320
PCB Congeners	PCB-179	ng/kg	6	6	100%	323	2750	856	1070	893
PCB Congeners	PCB-180/193	ng/kg	6	6	100%	22700	66500	33400	37100	16100
PCB Congeners	PCB-181	ng/kg	5	5	83%	78.7	160	111	111	34.1
PCB Congeners	PCB-182	ng/kg	6	6	100%	59.3	211	100.65	114	55.8
PCB Congeners	PCB-183/185	ng/kg	6	6	100%	6030	22700	10285	11700	6150
PCB Congeners	PCB-184	ng/kg	6	6	100%	51.2	186	88.85	102	50.7
PCB Congeners	PCB-187	ng/kg	6	6	100%	17800	39900	27350	27800	9010
PCB Congeners	PCB-188	ng/kg	6	6	100%	50	243	110.5	130	76.7
PCB Congeners	PCB-189	ng/kg	6	6	100%	339	805	452.5	496	174
PCB Congeners	PCB-190	ng/kg	6	6	100%	1540	4790	2280	2630	1190
PCB Congeners	PCB-191	ng/kg	6	6	100%	335	1070	521.5	576	268
PCB Congeners	PCB-192	ng/kg	6	2	33%	10.7	15.7	13.2	13.2	3.54
PCB Congeners	PCB-194	ng/kg	6	6	100%	3550	9160	5020	5760	2050
PCB Congeners	PCB-195	ng/kg	6	6	100%	1030	2540	1415	1650	593
PCB Congeners	PCB-196	ng/kg	6	6	100%	2090	5930	3030	3430	1440
PCB Congeners	PCB-197/200	ng/kg	6	6	100%	231	798	363	445	227
PCB Congeners	PCB-198/199	ng/kg	6	6	100%	5740	14300	7665	8880	3270
PCB Congeners	PCB-201	ng/kg	6	6	100%	593	1660	910	1040	451
PCB Congeners	PCB-202	ng/kg	6	6	100%	2410	5540	3560	3760	1320
PCB Congeners	PCB-203	ng/kg	6	6	100%	4040	8890	5415	6090	2030
PCB Congeners	PCB-204	ng/kg	6	2	33%	15.9	27.5	21.7	21.7	8.2
PCB Congeners	PCB-205	ng/kg	6	6	100%	152	354	203.5	231	72.5
PCB Congeners	PCB-206	ng/kg	6	6	100%	2930	7390	3520	4480	1980
PCB Congeners	PCB-207	ng/kg	6	6	100%	282	760	369.5	472	224
PCB Congeners	PCB-208	ng/kg	6	6	100%	1260	3110	1520	1970	900
PCB Congeners	PCB-209	ng/kg	6	6	100%	1350	4260	1870	2420	1250
PCB Congeners	Total PCB Congeners (209)	ng/kg	6	6	100%	368000	1150000	660000	725000	328000
Pesticides	2,4'-DDD	pg/g	6	6	100%	438	5220	1570	1980	1670
Pesticides	2,4'-DDE	pg/g	6	6	100%	388	2670	511	1080	986
Pesticides	2,4'-DDT	pg/g	6	6	100%	63	302	125.45	153	93.3
Pesticides	4,4'-DDD	pg/g	6	6	100%	48800	99200	61200	70500	21700
Pesticides	4,4'-DDE	pg/g	6	6	100%	104000	207000	175500	165000	42400
Pesticides	4,4'-DDT	pg/g	6	6	100%	1870	5350	2485	3090	1480
Pesticides	Aldrin	pg/g	6	6	100%	11.3	40.5	34.45	30.3	10.9
Pesticides	Alpha BHC	pg/g	6	6	100%	32.2	270	75.35	106	86.4
Pesticides	Beta BHC	pg/g	6	6	100%	36.8	134	79.4	87.6	36.1
Pesticides	Cis-Chlordane	pg/g	6	6	100%	4160	20100	12600	13100	5610
Pesticides	Cis-Nonachlor	pg/g	6	6	100%	6120	11700	9320	9070	1970
Pesticides	Delta BHC	pg/g	6	4	67%	4.96	7.8	6.075	6.23	1.25
Pesticides	Dieldrin	pg/g	6	6	100%	1290	15300	11890	10600	5200
Pesticides	Endrin	pg/g	6	5	83%	17.3	48	43.8	38.7	12.6
Pesticides	Gamma BHC (Lindane)	pg/g	6	5	83%	24.7	57.1	35.7	39	14
Pesticides	Heptachlor Epoxide	pg/g	6	6	100%	1460	3840	2965	2830	1070
Pesticides	Hexachlorobenzene	pg/g	6	6	100%	1390	3870	2485	2610	856
Pesticides	Mirex	pg/g	6	6	100%	210	539	396.5	382	113
Pesticides	Oxychlordane	pg/g	6	6	100%	7410	18600	10400	11200	3960
Pesticides	Trans-Chlordane	pg/g	6	6	100%	954	7100	3895	3960	2060
Pesticides	Trans-Heptachlor Epoxide	pg/g	6	1	17%	1450	1450	NA	NA	NA
Pesticides	Trans-Nonachlor	pg/g	6	6	100%	14600	24000	21550	20800	3360
Pesticides	Total Alpha + Gamma Chlordane	pg/g	6	6	100%	5110	27200	16750	17100	7560
Pesticides	TOTAL DDT (2,4)	pg/g	6	6	100%	889	7490	2285	3220	2420
Pesticides	TOTAL DDT (4,4)	pg/g	6	6	100%	156000	308000	239000	238000	62100
Pesticides	TOTAL DDT (2,4 & 4,4)	pg/g	6	6	100%	157000	310000	240500	241000	63100
Physical Parameters	Moisture (Water) Content	%	6	6	100%	199	286	251	246	38.2
Physical Parameters	Percent Moisture	%	6	6	100%	66.5	74.1	71.5	70.8	3.35
Semivolatiles	1-Methylnaphthalene	ug/kg	6	2	33%	5.4	5.8	5.6	5.6	0.283
Semivolatiles	2-Methylnaphthalene	ug/kg	6	1	17%	5.5	5.5	NA	NA	NA

Table 3-33
Statistical Summary of Detected Analytes by Zone - American Eel (Fillet)

Parameter Group	Analyte	Units	Number of Valid Results[1]	Number of Detects	Detection Frequency	Minimum Detect	Maximum Detect	Median Value	Mean of Detects	Standard Deviation
Semivolatiles	Acenaphthene	ug/kg	6	5	83%	6.3	20	9.9	11.4	5.39
Semivolatiles	C1-Naphthalenes	ug/kg	6	2	33%	6.9	7.2	7.05	7.05	0.212
Semivolatiles	C2-Naphthalenes	ug/kg	6	1	17%	5.5	5.5	NA	NA	NA
Semivolatiles	C3-Naphthalenes	ug/kg	6	1	17%	5.7	5.7	NA	NA	NA
Semivolatiles	Fluoranthene	ug/kg	6	1	17%	7.1	7.1	NA	NA	NA
Semivolatiles	Naphthalene	ug/kg	6	3	50%	11	19	15	15	4
Semivolatiles	Phenanthrene	ug/kg	6	1	17%	5.5	5.5	NA	NA	NA
Semivolatiles	Pyrene	ug/kg	6	1	17%	12	12	NA	NA	NA
Semivolatiles	Total HMW PAHs	ug/kg	6	1	17%	19.1	19.1	NA	NA	NA
Semivolatiles	Total LMW PAHs	ug/kg	6	5	83%	6.3	50	24	22.6	17.6
Semivolatiles	Total PAHs	ug/kg	6	5	83%	6.3	69.1	24	26.5	25.4
SOUTH ZONE										
Aroclor PCBs	Aroclor 1254	ug/kg	6	4	67%	72	660	145	256	273
Aroclor PCBs	Aroclor 1260	ug/kg	6	4	67%	54	320	114	151	117
Aroclor PCBs	Total Aroclor PCBs (Sum of 7 Aroclors)	ug/kg	6	4	67%	126	980	259	406	390
Aroclor PCBs	Total Aroclor PCBs (Sum of 9 Aroclors)	ug/kg	6	4	67%	126	980	259	406	390
Dioxins/Furans	1,2,3,4,6,7,8-HpCDD	ng/kg	6	6	100%	0.248	2.85	0.6675	1.01	0.982
Dioxins/Furans	1,2,3,4,6,7,8-HpCDF	ng/kg	6	6	100%	0.541	5.77	1.835	2.21	1.94
Dioxins/Furans	1,2,3,4,7,8,9-HpCDF	ng/kg	6	6	100%	0.0372	0.191	0.10885	0.116	0.0628
Dioxins/Furans	1,2,3,4,7,8-HxCDD	ng/kg	6	6	100%	0.0819	0.753	0.2535	0.301	0.246
Dioxins/Furans	1,2,3,4,7,8-HxCDF	ng/kg	6	6	100%	0.184	2.22	0.917	1.01	0.77
Dioxins/Furans	1,2,3,6,7,8-HxCDD	ng/kg	6	6	100%	0.369	3.76	1.3	1.44	1.23
Dioxins/Furans	1,2,3,6,7,8-HxCDF	ng/kg	6	6	100%	0.397	2.92	1.22	1.3	0.937
Dioxins/Furans	1,2,3,7,8,9-HxCDD	ng/kg	6	6	100%	0.0506	0.76	0.2505	0.293	0.255
Dioxins/Furans	1,2,3,7,8,9-HxCDF	ng/kg	6	6	100%	0.0561	0.254	0.08865	0.114	0.0743
Dioxins/Furans	1,2,3,7,8-PCDD	ng/kg	6	4	67%	0.187	1.26	0.713	0.718	0.443
Dioxins/Furans	1,2,3,7,8-PCDF	ng/kg	6	6	100%	0.126	3.25	0.744	0.999	1.15
Dioxins/Furans	2,3,4,6,7,8-HxCDF	ng/kg	6	6	100%	0.0956	0.63	0.286	0.3	0.204
Dioxins/Furans	2,3,4,7,8-PCDF	ng/kg	6	6	100%	0.684	5.66	1.795	2.19	1.83
Dioxins/Furans	2,3,7,8-TCDD	ng/kg	6	5	83%	2.48	8.66	5.05	5.34	2.41
Dioxins/Furans	2,3,7,8-TCDF	ng/kg	6	1	17%	0.151	0.151	NA	NA	NA
Dioxins/Furans	OCDD	ng/kg	6	6	100%	0.393	2.8	0.944	1.27	0.952
Dioxins/Furans	OCDF	ng/kg	6	6	100%	0.105	0.462	0.2075	0.23	0.135
Dioxins/Furans	Percent Lipids	%	6	6	100%	0.95	20.4	4.85	6.88	7.24
Metals	Arsenic	mg/kg	6	6	100%	0.653	1.96	0.873	1.06	0.506
Metals	Calcium	mg/kg	6	6	100%	140	306	169.5	201	70
Metals	Copper	mg/kg	6	4	67%	0.221	0.266	0.231	0.237	0.0197
Metals	Lead	mg/kg	6	1	17%	0.0259	0.0259	NA	NA	NA
Metals	Magnesium	mg/kg	6	6	100%	198	279	248	245	27.8
Metals	Manganese	mg/kg	6	2	33%	0.19	0.246	0.218	0.218	0.0396
Metals	Mercury	ng/g	6	6	100%	172	396	196	235	85.3
Metals	Methyl Mercury	ng/g	6	6	100%	170	418	290.5	281	96.4
Metals	Potassium	mg/kg	6	6	100%	2790	4100	3895	3730	496
Metals	Selenium	mg/kg	6	6	100%	0.338	0.848	0.375	0.469	0.199
Metals	Sodium	mg/kg	6	6	100%	387	625	478	487	80
Metals	Vanadium	mg/kg	6	1	17%	0.0317	0.0317	NA	NA	NA
Metals	Zinc	mg/kg	6	6	100%	17.9	36.5	25.6	26.9	6.72
PCB Congeners	PCB-1	ng/kg	6	4	67%	4.52	14	10.755	10	4.09
PCB Congeners	PCB-2	ng/kg	6	2	33%	1.2	1.77	1.485	1.49	0.403
PCB Congeners	PCB-4	ng/kg	6	6	100%	28.6	194	57.05	87.8	69
PCB Congeners	PCB-6	ng/kg	6	4	67%	4.01	28	9.125	12.6	11.3
PCB Congeners	PCB-7	ng/kg	6	2	33%	6.82	8.22	7.52	7.52	0.99
PCB Congeners	PCB-8	ng/kg	4	2	33%	44.7	64.5	54.6	54.6	14
PCB Congeners	PCB-9	ng/kg	6	3	50%	1.38	4.97	4.25	3.53	1.9
PCB Congeners	PCB-10	ng/kg	6	3	50%	4.44	24.2	10.8	13.1	10.1
PCB Congeners	PCB-11	ng/kg	6	4	67%	41.4	144	62.15	77.4	46.2
PCB Congeners	PCB-12/13	ng/kg	6	4	67%	5.77	20.7	10.57	11.9	7.38
PCB Congeners	PCB-15	ng/kg	4	4	67%	17.4	122	29.25	49.5	48.7
PCB Congeners	PCB-16	ng/kg	4	4	67%	13.1	107	56	58	45.8
PCB Congeners	PCB-17	ng/kg	6	6	100%	24.6	200	55.45	92	78
PCB Congeners	PCB-18/30	ng/kg	6	6	100%	66.9	641	177	273	232
PCB Congeners	PCB-19	ng/kg	6	6	100%	21.3	179	63.2	87.1	68.6
PCB Congeners	PCB-20/28	ng/kg	6	6	100%	2300	16000	9535	9860	5050
PCB Congeners	PCB-21/33	ng/kg	6	4	67%	11.8	103	41.8	49.6	41.5
PCB Congeners	PCB-22	ng/kg	6	6	100%	78.4	713	323	338	254

Table 3-33
Statistical Summary of Detected Analytes by Zone - American Eel (Fillet)

Parameter Group	Analyte	Units	Number of Valid Results[1]	Number of Detects	Detection Frequency	Minimum Detect	Maximum Detect	Median Value	Mean of Detects	Standard Deviation
PCB Congeners	PCB-24	ng/kg	6	2	33%	2.17	7.7	4.935	4.94	3.91
PCB Congeners	PCB-25	ng/kg	6	6	100%	15.3	117	41.25	58.9	44.9
PCB Congeners	PCB-26/29	ng/kg	6	6	100%	182	1590	564.5	757	606
PCB Congeners	PCB-27	ng/kg	6	6	100%	9.42	74.4	24.25	35.4	27.3
PCB Congeners	PCB-31	ng/kg	6	6	100%	554	4010	1725	2220	1420
PCB Congeners	PCB-32	ng/kg	6	6	100%	63	492	190	237	177
PCB Congeners	PCB-34	ng/kg	6	4	67%	5.74	23.4	14.78	14.7	8.55
PCB Congeners	PCB-36	ng/kg	6	2	33%	30.8	158	94.4	94.4	89.9
PCB Congeners	PCB-37	ng/kg	6	6	100%	42.5	266	80.35	131	98.3
PCB Congeners	PCB-38	ng/kg	6	6	100%	5.72	36.6	15.05	19.4	12.3
PCB Congeners	PCB-39	ng/kg	6	1	17%	1.1	1.1	NA	NA	NA
PCB Congeners	PCB-40/71	ng/kg	6	6	100%	142	1730	507.5	767	679
PCB Congeners	PCB-42	ng/kg	6	6	100%	632	5770	1860	2520	2080
PCB Congeners	PCB-43	ng/kg	6	3	50%	10	74.8	23.7	36.2	34.2
PCB Congeners	PCB-44/47/65	ng/kg	6	6	100%	6200	49500	20950	27100	18000
PCB Congeners	PCB-45	ng/kg	6	6	100%	24.5	434	116.4	155	156
PCB Congeners	PCB-46	ng/kg	6	6	100%	9.44	71.7	21.45	32.7	27.6
PCB Congeners	PCB-48	ng/kg	6	6	100%	11	88.1	33.7	44.7	34.5
PCB Congeners	PCB-49/69	ng/kg	6	6	100%	983	7670	2640	3500	2680
PCB Congeners	PCB-50/53	ng/kg	6	6	100%	48.7	502	165	221	181
PCB Congeners	PCB-51	ng/kg	6	6	100%	23.7	187	58.4	88.1	71
PCB Congeners	PCB-52	ng/kg	6	6	100%	4640	54700	14150	22400	19900
PCB Congeners	PCB-54	ng/kg	6	4	67%	3.86	17.5	9.18	9.93	5.83
PCB Congeners	PCB-55	ng/kg	6	2	33%	8.05	68.1	38.075	38.1	42.5
PCB Congeners	PCB-56	ng/kg	6	6	100%	21.9	188	67	87.1	67.4
PCB Congeners	PCB-57	ng/kg	6	3	50%	24.2	398	43.1	155	211
PCB Congeners	PCB-58	ng/kg	6	6	100%	13.9	299	85.15	105	104
PCB Congeners	PCB-60	ng/kg	6	6	100%	741	7540	3445	3770	2300
PCB Congeners	PCB-61/70/74/76	ng/kg	6	6	100%	3190	26100	14600	15200	8320
PCB Congeners	PCB-62/75	ng/kg	6	6	100%	579	4970	1685	2450	1770
PCB Congeners	PCB-63	ng/kg	6	6	100%	192	1520	384	638	510
PCB Congeners	PCB-64	ng/kg	6	6	100%	2630	25600	6700	11100	9170
PCB Congeners	PCB-66	ng/kg	6	6	100%	4480	45200	27600	26000	14300
PCB Congeners	PCB-67	ng/kg	6	6	100%	8.73	89.9	37.4	47.7	32.9
PCB Congeners	PCB-68	ng/kg	6	5	83%	40.4	401	104	148	146
PCB Congeners	PCB-72	ng/kg	6	5	83%	60.8	767	159	260	290
PCB Congeners	PCB-73	ng/kg	6	2	33%	24.9	60	42.45	42.5	24.8
PCB Congeners	PCB-77	ng/kg	6	6	100%	24.4	140	46.7	63.8	44.7
PCB Congeners	PCB-78	ng/kg	6	1	17%	167	167	NA	NA	NA
PCB Congeners	PCB-79	ng/kg	6	5	83%	22.4	185	38.7	76.8	67.6
PCB Congeners	PCB-81	ng/kg	6	1	17%	34.7	34.7	NA	NA	NA
PCB Congeners	PCB-82	ng/kg	6	6	100%	82.7	2270	541.5	815	827
PCB Congeners	PCB-83	ng/kg	6	3	50%	320	3400	1320	1680	1570
PCB Congeners	PCB-84	ng/kg	6	6	100%	213	3530	1130.5	1550	1360
PCB Congeners	PCB-85/116/117	ng/kg	6	6	100%	2770	19500	8325	10500	6470
PCB Congeners	PCB-86/87/97/109/119/125	ng/kg	6	6	100%	1900	18500	4910	7260	6340
PCB Congeners	PCB-89	ng/kg	6	2	33%	4.26	14.1	9.18	9.18	6.96
PCB Congeners	PCB-90/101/113	ng/kg	6	6	100%	3320	33400	8870	12800	11600
PCB Congeners	PCB-91	ng/kg	4	4	67%	479	2330	932	1170	849
PCB Congeners	PCB-92	ng/kg	6	6	100%	1540	15300	2540	4900	5280
PCB Congeners	PCB-93/100	ng/kg	6	6	100%	350	2960	913.5	1190	937
PCB Congeners	PCB-94	ng/kg	6	5	83%	5.95	42.2	12.5	18.6	15
PCB Congeners	PCB-95	ng/kg	6	6	100%	1170	9250	3545	4210	3170
PCB Congeners	PCB-96	ng/kg	6	4	67%	4.17	28.8	15.37	15.9	11.7
PCB Congeners	PCB-98/102	ng/kg	6	3	50%	59.5	1150	138	449	608
PCB Congeners	PCB-99	ng/kg	6	6	100%	9400	68800	32900	39300	22900
PCB Congeners	PCB-103	ng/kg	6	5	83%	2.24	33.5	10.8	13.1	12.1
PCB Congeners	PCB-105	ng/kg	6	6	100%	6140	40200	19100	20700	12200
PCB Congeners	PCB-107	ng/kg	6	6	100%	284	1660	693	770	470
PCB Congeners	PCB-108/124	ng/kg	6	6	100%	32.3	288	83.9	109	95.6
PCB Congeners	PCB-110/115	ng/kg	6	6	100%	7610	71400	18600	27200	24200
PCB Congeners	PCB-111	ng/kg	6	6	100%	28.5	180	55.5	75.5	56.6
PCB Congeners	PCB-112	ng/kg	6	2	33%	34.1	73.1	53.6	53.6	27.6
PCB Congeners	PCB-114	ng/kg	6	6	100%	334	2520	1156.5	1250	765
PCB Congeners	PCB-118	ng/kg	6	6	100%	17200	110000	63050	63500	35300

Table 3-33
Statistical Summary of Detected Analytes by Zone - American Eel (Fillet)

Parameter Group	Analyte	Units	Number of Valid Results[1]	Number of Detects	Detection Frequency	Minimum Detect	Maximum Detect	Median Value	Mean of Detects	Standard Deviation
PCB Congeners	PCB-120	ng/kg	6	6	100%	92.7	700	245.5	288	219
PCB Congeners	PCB-121	ng/kg	6	6	100%	13.1	95.7	28.05	37.6	30.5
PCB Congeners	PCB-122	ng/kg	6	3	50%	17.5	210	90.4	106	97.2
PCB Congeners	PCB-123	ng/kg	6	6	100%	305	2170	1390	1280	663
PCB Congeners	PCB-126	ng/kg	6	2	33%	268	519	393.5	394	177
PCB Congeners	PCB-127	ng/kg	6	6	100%	19.8	110	62.4	62.8	30.5
PCB Congeners	PCB-128/166	ng/kg	6	6	100%	2720	11400	8780	7850	3430
PCB Congeners	PCB-129/138/163	ng/kg	6	6	100%	20700	110000	78900	70900	34700
PCB Congeners	PCB-130	ng/kg	6	6	100%	658	5600	1845	2330	1850
PCB Congeners	PCB-131	ng/kg	6	5	83%	10.6	108	47.7	47.3	39.6
PCB Congeners	PCB-132	ng/kg	6	6	100%	345	6830	1600	2230	2380
PCB Congeners	PCB-133	ng/kg	4	4	67%	489	2430	1340	1400	854
PCB Congeners	PCB-134	ng/kg	6	6	100%	136	3440	638	1040	1220
PCB Congeners	PCB-135/151	ng/kg	4	4	67%	793	2590	1415	1550	775
PCB Congeners	PCB-136	ng/kg	4	4	67%	161	569	276.5	321	191
PCB Congeners	PCB-137	ng/kg	6	6	100%	849	4650	2915	2800	1320
PCB Congeners	PCB-139/140	ng/kg	6	6	100%	268	1640	1048.5	1030	487
PCB Congeners	PCB-141	ng/kg	6	5	83%	620	6540	4120	3580	2610
PCB Congeners	PCB-144	ng/kg	4	4	67%	14.4	108	57.7	59.5	43.4
PCB Congeners	PCB-146	ng/kg	6	6	100%	3870	20900	9760	11000	5930
PCB Congeners	PCB-147/149	ng/kg	6	6	100%	3400	37600	8855	12500	13000
PCB Congeners	PCB-148	ng/kg	2	2	33%	62.5	197	129.75	130	95.1
PCB Congeners	PCB-150	ng/kg	4	1	17%	2	2	NA	NA	NA
PCB Congeners	PCB-153/168	ng/kg	6	6	100%	25800	131000	88400	83700	40600
PCB Congeners	PCB-154	ng/kg	4	4	67%	429	1590	798.5	904	489
PCB Congeners	PCB-155	ng/kg	6	6	100%	155	638	352.5	380	166
PCB Congeners	PCB-156/157	ng/kg	6	6	100%	2190	9380	6690	6220	2810
PCB Congeners	PCB-158	ng/kg	6	6	100%	1780	8300	6905	6030	2700
PCB Congeners	PCB-159	ng/kg	6	2	33%	8.42	8.76	8.59	8.59	0.24
PCB Congeners	PCB-162	ng/kg	6	6	100%	110	650	265.5	305	190
PCB Congeners	PCB-164	ng/kg	6	6	100%	424	2920	1294	1370	931
PCB Congeners	PCB-165	ng/kg	6	6	100%	23.1	152	41.2	58.4	48.8
PCB Congeners	PCB-167	ng/kg	4	4	67%	955	3560	2615	2440	1310
PCB Congeners	PCB-170	ng/kg	6	6	100%	2950	11700	8690	8170	3490
PCB Congeners	PCB-171/173	ng/kg	6	6	100%	1020	5110	3260	3150	1400
PCB Congeners	PCB-172	ng/kg	6	6	100%	564	2610	1800	1720	763
PCB Congeners	PCB-174	ng/kg	6	6	100%	469	4140	1203	1620	1400
PCB Congeners	PCB-175	ng/kg	4	4	67%	173	581	408.5	393	168
PCB Congeners	PCB-176	ng/kg	6	6	100%	15.9	233	45.15	71.3	81.9
PCB Congeners	PCB-177	ng/kg	6	6	100%	1460	11200	3600	4480	3580
PCB Congeners	PCB-178	ng/kg	4	4	67%	1270	8100	3655	4170	2890
PCB Congeners	PCB-179	ng/kg	6	6	100%	208	3660	451.5	943	1340
PCB Congeners	PCB-180/193	ng/kg	6	6	100%	10400	42400	30800	29600	12800
PCB Congeners	PCB-181	ng/kg	6	6	100%	41.9	183	134.5	123	54
PCB Congeners	PCB-182	ng/kg	4	4	67%	27	160	91.3	92.4	55.3
PCB Congeners	PCB-183/185	ng/kg	6	5	83%	3570	17200	10900	10200	5050
PCB Congeners	PCB-184	ng/kg	6	6	100%	27.7	173	54.5	70.1	53
PCB Congeners	PCB-187	ng/kg	4	4	67%	9070	27200	17650	17900	7430
PCB Congeners	PCB-188	ng/kg	6	6	100%	32.5	216	71.3	92.4	64.9
PCB Congeners	PCB-189	ng/kg	6	6	100%	153	638	386.5	401	177
PCB Congeners	PCB-190	ng/kg	6	6	100%	749	3260	2120	2130	962
PCB Congeners	PCB-191	ng/kg	6	6	100%	178	672	523	484	194
PCB Congeners	PCB-192	ng/kg	6	1	17%	9.28	9.28	NA	NA	NA
PCB Congeners	PCB-194	ng/kg	6	6	100%	1610	7150	3485	4030	1990
PCB Congeners	PCB-195	ng/kg	6	6	100%	464	2010	1260	1270	581
PCB Congeners	PCB-196	ng/kg	6	6	100%	1010	4470	2550	2760	1210
PCB Congeners	PCB-197/200	ng/kg	6	6	100%	129	714	279	337	199
PCB Congeners	PCB-198/199	ng/kg	6	6	100%	2700	13000	5485	6830	3650
PCB Congeners	PCB-201	ng/kg	6	6	100%	336	2070	663	879	610
PCB Congeners	PCB-202	ng/kg	6	6	100%	1310	7040	2015	2900	2130
PCB Congeners	PCB-203	ng/kg	6	6	100%	2030	9460	4000	4960	2630
PCB Congeners	PCB-204	ng/kg	6	3	50%	7.16	15.8	7.61	10.2	4.86
PCB Congeners	PCB-205	ng/kg	6	6	100%	79.8	386	125.5	181	115
PCB Congeners	PCB-206	ng/kg	6	6	100%	1500	8270	2825	3660	2420
PCB Congeners	PCB-207	ng/kg	6	6	100%	146	758	334	379	202

Table 3-33
Statistical Summary of Detected Analytes by Zone - American Eel (Fillet)

Parameter Group	Analyte	Units	Number of Valid Results[1]	Number of Detects	Detection Frequency	Minimum Detect	Maximum Detect	Median Value	Mean of Detects	Standard Deviation
PCB Congeners	PCB-208	ng/kg	6	6	100%	641	3490	1200	1530	1010
PCB Congeners	PCB-209	ng/kg	6	6	100%	772	4530	1570	1950	1330
PCB Congeners	Total PCB Congeners (209)	ng/kg	6	6	100%	197000	1110000	611500	656000	358000
Pesticides	2,4'-DDD	pg/g	6	6	100%	509	7890	2735	3170	2570
Pesticides	2,4'-DDE	pg/g	6	6	100%	324	2720	1575	1520	951
Pesticides	2,4'-DDT	pg/g	6	6	100%	127	668	497.5	460	212
Pesticides	4,4'-DDD	pg/g	6	6	100%	39500	290000	182000	175000	84700
Pesticides	4,4'-DDE	pg/g	6	6	100%	95000	679000	341000	348000	192000
Pesticides	4,4'-DDT	pg/g	6	6	100%	1410	16800	10580	10400	5980
Pesticides	Aldrin	pg/g	6	6	100%	6.43	66.4	18.5	25.2	21.3
Pesticides	Alpha BHC	pg/g	5	5	83%	63	211	90.3	107	60.1
Pesticides	Beta BHC	pg/g	6	6	100%	13.6	147	82.35	83.7	47.3
Pesticides	Cis-Chlordane	pg/g	6	6	100%	1990	20800	7055	8470	6550
Pesticides	Cis-Nonachlor	pg/g	6	6	100%	2710	13700	6760	7630	4430
Pesticides	Delta BHC	pg/g	6	1	17%	5.83	5.83	NA	NA	NA
Pesticides	Dieldrin	pg/g	6	6	100%	2740	21700	9430	10900	6490
Pesticides	Endrin	pg/g	6	1	17%	54.8	54.8	NA	NA	NA
Pesticides	Gamma BHC (Lindane)	pg/g	6	6	100%	11.1	70.4	43.2	40.6	21.5
Pesticides	Heptachlor	pg/g	6	1	17%	10.6	10.6	NA	NA	NA
Pesticides	Heptachlor Epoxide	pg/g	6	6	100%	474	4620	2190	2450	1430
Pesticides	Hexachlorobenzene	pg/g	6	6	100%	771	6590	3355	3390	1940
Pesticides	Methoxychlor	pg/g	5	1	17%	29.9	29.9	NA	NA	NA
Pesticides	Mirex	pg/g	5	5	83%	209	565	321	347	139
Pesticides	Oxychlordane	pg/g	6	6	100%	2690	17500	10400	10200	4850
Pesticides	Trans-Chlordane	pg/g	6	6	100%	400	4580	2050	2200	1370
Pesticides	Trans-Nonachlor	pg/g	6	6	100%	5980	36100	15750	18000	11000
Pesticides	Total Alpha + Gamma Chlordane	pg/g	6	6	100%	2390	25400	9100	10700	7910
Pesticides	TOTAL DDT (2,4)	pg/g	6	6	100%	960	10900	4965	5150	3510
Pesticides	TOTAL DDT (4,4)	pg/g	6	6	100%	136000	981000	541000	533000	273000
Pesticides	TOTAL DDT (2,4 & 4,4)	pg/g	6	6	100%	137000	992000	546000	538000	276000
Physical Parameters	Moisture (Water) Content	%	6	6	100%	177	342	261	258	53.7
Physical Parameters	Percent Moisture	%	6	6	100%	63.9	77.4	72.25	71.5	4.44
Semivolatiles	Acenaphthene	ug/kg	6	3	50%	4.2	20	16	13.4	8.21
Semivolatiles	Benzoic Acid	ug/kg	6	1	17%	5800	5800	NA	NA	NA
Semivolatiles	Fluoranthene	ug/kg	6	1	17%	6.3	6.3	NA	NA	NA
Semivolatiles	Fluorene	ug/kg	6	1	17%	2.7	2.7	NA	NA	NA
Semivolatiles	Phenol	ug/kg	6	1	17%	1200	1200	NA	NA	NA
Semivolatiles	Total HMW PAHs	ug/kg	6	1	17%	6.3	6.3	NA	NA	NA
Semivolatiles	Total LMW PAHs	ug/kg	6	3	50%	4.2	20	18.7	14.3	8.77
Semivolatiles	Total PAHs	ug/kg	6	3	50%	4.2	26.3	18.7	16.4	11.2

Footnotes:
[1]Valid results are results that were found to be valid as a result of data validation. Only valid data are used in statistical analyses. Additional details regarding rejected data are provided in Appendix E of this report.

Notes:
1. Only detected values were included in the calculation of totals.
2. Non-detect ("U" qualified) data were excluded from the statistical analysis.

DDD = dichlorodiphenyldichloroethane
DDE = dichlorodiphenyldichloroethylene
DDT = dichlorodiphenyltrichloroethane
HMW = high molecular weight
LMW = low molecular weight
PAH = polycyclic aromatic hydrocarbon
PCB = polychlorinated biphenyl
NA = not applicable

% = percent
mg/kg = milligrams per kilogram
ng/g = nanograms per gram
ng/kg = nanograms per kilogram
pg/g = picograms per gram
ug/kg = micrograms per kilogram

Table 3-34
Statistical Summary of Detected Analytes - Bluefish (Fillet)

Parameter Group	Analyte	Units	Number of Valid Results[1]	Number of Detects	Detection Frequency	Minimum Detect	Maximum Detect	Median Value	Mean of Detects	Standard Deviation
Aroclor PCBs	Aroclor 1248	ug/kg	18	6	33%	28	96	62.5	59.8	26.3
Aroclor PCBs	Aroclor 1254	ug/kg	18	10	56%	13	170	52	65.2	53.9
Aroclor PCBs	Aroclor 1260	ug/kg	18	14	78%	18	56	26.5	30.4	11.4
Aroclor PCBs	Aroclor 1268	ug/kg	18	2	11%	16	31	23.5	23.5	10.6
Aroclor PCBs	Total Aroclor PCBs (Sum of 7 Aroclors)	ug/kg	18	18	100%	13	322	39	79.8	82.3
Aroclor PCBs	Total Aroclor PCBs (Sum of 9 Aroclors)	ug/kg	18	18	100%	13	322	42.5	82.4	84.9
Dioxins/Furans	1,2,3,4,6,7,8-HpCDD	ng/kg	18	18	100%	0.0577	0.284	0.0852	0.114	0.0584
Dioxins/Furans	1,2,3,4,6,7,8-HpCDF	ng/kg	18	18	100%	0.104	1.13	0.433	0.537	0.297
Dioxins/Furans	1,2,3,4,7,8,9-HpCDF	ng/kg	18	7	39%	0.061	0.121	0.095	0.0914	0.0215
Dioxins/Furans	1,2,3,4,7,8-HxCDD	ng/kg	18	13	72%	0.0391	0.168	0.0559	0.0708	0.0354
Dioxins/Furans	1,2,3,4,7,8-HxCDF	ng/kg	18	14	78%	0.0306	0.208	0.082	0.0871	0.0446
Dioxins/Furans	1,2,3,6,7,8-HxCDD	ng/kg	18	18	100%	0.0352	0.392	0.1175	0.151	0.0904
Dioxins/Furans	1,2,3,6,7,8-HxCDF	ng/kg	18	18	100%	0.041	0.5	0.154	0.179	0.12
Dioxins/Furans	1,2,3,7,8,9-HxCDD	ng/kg	18	12	67%	0.034	0.153	0.0619	0.0691	0.0337
Dioxins/Furans	1,2,3,7,8,9-HxCDF	ng/kg	18	16	89%	0.0492	0.1	0.08175	0.0819	0.0146
Dioxins/Furans	1,2,3,7,8-PCDD	ng/kg	18	12	67%	0.108	0.575	0.2685	0.304	0.163
Dioxins/Furans	1,2,3,7,8-PCDF	ng/kg	18	18	100%	0.146	1.72	0.451	0.514	0.367
Dioxins/Furans	2,3,4,6,7,8-HxCDF	ng/kg	18	11	61%	0.0241	0.125	0.0475	0.0549	0.0292
Dioxins/Furans	2,3,4,7,8-PCDF	ng/kg	18	18	100%	0.125	1.18	0.578	0.63	0.295
Dioxins/Furans	2,3,7,8-TCDD	ng/kg	18	18	100%	0.0765	3.19	0.6225	0.963	0.871
Dioxins/Furans	2,3,7,8-TCDF	ng/kg	18	14	78%	0.0653	0.903	0.3045	0.354	0.217
Dioxins/Furans	OCDD	ng/kg	18	18	100%	0.104	0.428	0.194	0.222	0.0864
Dioxins/Furans	OCDF	ng/kg	18	16	89%	0.0468	0.249	0.0801	0.112	0.0645
Dioxins/Furans	Percent Lipids	%	18	18	100%	0.1	10	1.035	1.5	2.2
Metals	Aluminum	mg/kg	18	6	33%	4.09	12.3	6.155	6.84	2.87
Metals	Arsenic	mg/kg	18	18	100%	0.262	1.27	0.5185	0.586	0.275
Metals	Barium	mg/kg	18	1	6%	0.245	0.245	NA	NA	NA
Metals	Calcium	mg/kg	18	18	100%	109	529	307.5	304	120
Metals	Chromium	mg/kg	18	2	11%	0.107	0.167	0.137	0.137	0.0424
Metals	Cobalt	mg/kg	18	1	6%	0.223	0.223	NA	NA	NA
Metals	Copper	mg/kg	18	18	100%	0.575	1.06	0.721	0.744	0.112
Metals	Iron	mg/kg	18	17	94%	6.06	13.2	9.33	9.25	1.99
Metals	Lead	mg/kg	18	3	17%	0.0175	4.84	0.0439	1.63	2.78
Metals	Magnesium	mg/kg	18	18	100%	294	367	323	324	22.5
Metals	Manganese	mg/kg	18	7	39%	0.175	0.323	0.192	0.221	0.057
Metals	Mercury	ng/g	18	18	100%	101	396	294	294	79.1
Metals	Methyl Mercury	ng/g	18	18	100%	122	467	366.5	348	97
Metals	Potassium	mg/kg	18	18	100%	4050	5200	4395	4510	339
Metals	Selenium	mg/kg	18	18	100%	0.333	0.678	0.4885	0.505	0.0847
Metals	Sodium	mg/kg	18	18	100%	338	710	485.5	484	99.5
Metals	Vanadium	mg/kg	18	2	11%	0.0219	0.0319	0.0269	0.0269	0.00707
Metals	Zinc	mg/kg	18	18	100%	13.1	21.4	16.6	16.5	2.23
PCB Congeners	PCB-1	ng/kg	18	18	100%	7.2	58	20.95	21.8	13.1
PCB Congeners	PCB-10	ng/kg	18	18	100%	10.2	67.8	26.95	30.8	16.6
PCB Congeners	PCB-103	ng/kg	18	18	100%	42.1	267	81.35	102	60.1
PCB Congeners	PCB-104	ng/kg	18	16	89%	2.57	21.2	5.145	7.2	5.02
PCB Congeners	PCB-105	ng/kg	18	18	100%	366	2240	988.5	1030	536
PCB Congeners	PCB-107	ng/kg	18	18	100%	174	1010	457	520	241
PCB Congeners	PCB-108/124	ng/kg	18	18	100%	34.9	227	89.75	91.8	47.8
PCB Congeners	PCB-11	ng/kg	18	4	22%	16.1	50.6	19.2	26.3	16.4
PCB Congeners	PCB-110/115	ng/kg	17	16	89%	1110	10800	2700	3420	2520
PCB Congeners	PCB-111	ng/kg	18	18	100%	9.27	39.6	20.15	22.6	8.87
PCB Congeners	PCB-114	ng/kg	18	18	100%	23.1	144	55.85	61.5	35.3
PCB Congeners	PCB-118	ng/kg	18	18	100%	1430	9380	4015	4300	2280
PCB Congeners	PCB-12/13	ng/kg	18	12	67%	2.28	8.03	3.73	4.18	1.67
PCB Congeners	PCB-120	ng/kg	18	18	100%	37.9	174	85.6	94.7	39
PCB Congeners	PCB-121	ng/kg	18	17	94%	2.93	15.5	5.98	6.95	3.36
PCB Congeners	PCB-122	ng/kg	18	16	89%	6.52	52	15.3	18.4	12.1
PCB Congeners	PCB-123	ng/kg	18	18	100%	19.7	148	54.85	60.5	33.7
PCB Congeners	PCB-126	ng/kg	18	10	56%	4.53	80.3	11.6	23.6	28.1

Table 3-34
Statistical Summary of Detected Analytes - Bluefish (Fillet)

Parameter Group	Analyte	Units	Number of Valid Results[1]	Number of Detects	Detection Frequency	Minimum Detect	Maximum Detect	Median Value	Mean of Detects	Standard Deviation
PCB Congeners	PCB-127	ng/kg	18	16	89%	1.92	8.51	6.925	5.88	2.44
PCB Congeners	PCB-128/166	ng/kg	18	18	100%	292	1630	724	773	349
PCB Congeners	PCB-129/138/163	ng/kg	18	18	100%	2860	16900	7390	7910	3730
PCB Congeners	PCB-130	ng/kg	18	18	100%	159	897	386	420	190
PCB Congeners	PCB-131	ng/kg	18	18	100%	13.8	70.3	29.25	32.5	17.1
PCB Congeners	PCB-132	ng/kg	18	18	100%	329	2000	787	877	482
PCB Congeners	PCB-133	ng/kg	18	18	100%	111	439	259.5	275	104
PCB Congeners	PCB-134	ng/kg	18	18	100%	82.5	474	193.5	212	110
PCB Congeners	PCB-135/151	ng/kg	18	18	100%	698	3570	1725	1760	813
PCB Congeners	PCB-136	ng/kg	18	18	100%	127	736	296.5	323	174
PCB Congeners	PCB-137	ng/kg	18	18	100%	84.1	488	177.5	203	106
PCB Congeners	PCB-139/140	ng/kg	18	18	100%	43.2	218	106	111	49.3
PCB Congeners	PCB-141	ng/kg	18	18	100%	192	1060	454	511	260
PCB Congeners	PCB-144	ng/kg	18	18	100%	60.9	367	149.5	158	81.6
PCB Congeners	PCB-145	ng/kg	18	2	11%	2.13	2.32	2.225	2.23	0.134
PCB Congeners	PCB-146	ng/kg	17	17	94%	831	3770	1990	2040	819
PCB Congeners	PCB-147/149	ng/kg	18	18	100%	1470	8160	3430	3820	1890
PCB Congeners	PCB-148	ng/kg	18	18	100%	36	163	81.95	86.5	34.1
PCB Congeners	PCB-15	ng/kg	18	11	61%	4.18	34.5	7.91	10.3	8.4
PCB Congeners	PCB-150	ng/kg	18	18	100%	16.7	77.5	43.65	44.2	17.8
PCB Congeners	PCB-152	ng/kg	18	15	83%	1.53	8.06	3.46	3.62	1.85
PCB Congeners	PCB-153/168	ng/kg	18	18	100%	3680	19900	9325	9860	4590
PCB Congeners	PCB-154	ng/kg	18	18	100%	210	775	432	453	164
PCB Congeners	PCB-155	ng/kg	18	18	100%	33.9	126	66.05	69.5	23.9
PCB Congeners	PCB-156/157	ng/kg	18	18	100%	166	1010	449	477	218
PCB Congeners	PCB-158	ng/kg	18	18	100%	149	871	360	388	191
PCB Congeners	PCB-159	ng/kg	18	7	39%	1.75	2.78	2.61	2.47	0.355
PCB Congeners	PCB-16	ng/kg	18	18	100%	45.2	621	185.5	202	151
PCB Congeners	PCB-162	ng/kg	18	17	94%	25.7	116	66.8	72.9	26.7
PCB Congeners	PCB-164	ng/kg	18	18	100%	85.2	479	191	220	113
PCB Congeners	PCB-165	ng/kg	17	17	94%	12.1	47	30.1	30.1	11.2
PCB Congeners	PCB-167	ng/kg	16	16	89%	85.8	461	223.5	244	104
PCB Congeners	PCB-169	ng/kg	18	4	22%	1.72	2.5	2.35	2.23	0.348
PCB Congeners	PCB-17	ng/kg	18	18	100%	72.9	769	294	304	181
PCB Congeners	PCB-170	ng/kg	18	18	100%	384	2040	952	1030	409
PCB Congeners	PCB-171/173	ng/kg	17	17	94%	144	736	369	387	148
PCB Congeners	PCB-172	ng/kg	18	18	100%	126	490	271	289	104
PCB Congeners	PCB-174	ng/kg	17	17	94%	238	1280	506	635	320
PCB Congeners	PCB-175	ng/kg	17	17	94%	54.7	183	104	108	38.5
PCB Congeners	PCB-176	ng/kg	18	18	100%	50.8	226	114.5	122	50.8
PCB Congeners	PCB-177	ng/kg	17	17	94%	351	1890	976	981	389
PCB Congeners	PCB-178	ng/kg	17	17	94%	466	1410	893	898	302
PCB Congeners	PCB-179	ng/kg	18	18	100%	216	926	489	520	208
PCB Congeners	PCB-18/30	ng/kg	18	18	100%	137	2480	548	676	606
PCB Congeners	PCB-180/193	ng/kg	18	18	100%	1270	6580	2965	3220	1310
PCB Congeners	PCB-181	ng/kg	17	17	94%	5.21	20.4	10.3	11.8	4.62
PCB Congeners	PCB-182	ng/kg	17	17	94%	20.3	63.5	37.3	38.2	13.1
PCB Congeners	PCB-183/185	ng/kg	17	17	94%	589	2420	1280	1390	505
PCB Congeners	PCB-184	ng/kg	18	18	100%	13.8	53.6	22.9	26.6	10.8
PCB Congeners	PCB-187	ng/kg	17	17	94%	2320	8120	5200	4990	1690
PCB Congeners	PCB-188	ng/kg	18	18	100%	54.1	298	143.5	151	60.7
PCB Congeners	PCB-189	ng/kg	18	18	100%	18.9	83.8	46.4	48.9	18.6
PCB Congeners	PCB-19	ng/kg	18	18	100%	55.9	537	182	197	118
PCB Congeners	PCB-190	ng/kg	18	18	100%	80.8	415	200	211	86.8
PCB Congeners	PCB-191	ng/kg	18	18	100%	18.4	94.5	43.35	45.9	18.4
PCB Congeners	PCB-194	ng/kg	18	18	100%	340	1670	646.5	804	351
PCB Congeners	PCB-195	ng/kg	18	18	100%	73.3	400	175.5	194	82.6
PCB Congeners	PCB-196	ng/kg	18	18	100%	296	1380	507.5	627	265
PCB Congeners	PCB-197/200	ng/kg	18	17	94%	79.6	329	150	168	66.6
PCB Congeners	PCB-198/199	ng/kg	18	18	100%	963	4610	1790	2130	954

Table 3-34
Statistical Summary of Detected Analytes - Bluefish (Fillet)

Parameter Group	Analyte	Units	Number of Valid Results[1]	Number of Detects	Detection Frequency	Minimum Detect	Maximum Detect	Median Value	Mean of Detects	Standard Deviation
PCB Congeners	PCB-2	ng/kg	18	11	61%	0.707	1.61	0.96	0.99	0.279
PCB Congeners	PCB-20/28	ng/kg	18	18	100%	274	6810	1028.5	1370	1510
PCB Congeners	PCB-201	ng/kg	18	18	100%	230	770	395	418	148
PCB Congeners	PCB-202	ng/kg	18	18	100%	632	2630	1305	1380	525
PCB Congeners	PCB-203	ng/kg	18	18	100%	435	2620	857.5	1060	523
PCB Congeners	PCB-204	ng/kg	18	17	94%	3.46	19.6	5.53	6.78	4.04
PCB Congeners	PCB-205	ng/kg	18	18	100%	12.7	69.6	29.85	33.1	13.9
PCB Congeners	PCB-206	ng/kg	18	18	100%	982	7750	1750	2450	1830
PCB Congeners	PCB-207	ng/kg	18	18	100%	135	954	235	288	205
PCB Congeners	PCB-208	ng/kg	18	18	100%	517	4260	1050	1270	887
PCB Congeners	PCB-209	ng/kg	16	16	89%	532	10800	971	1700	2500
PCB Congeners	PCB-21/33	ng/kg	18	18	100%	42	597	146	171	140
PCB Congeners	PCB-22	ng/kg	18	18	100%	54.2	1040	197	240	238
PCB Congeners	PCB-23	ng/kg	18	10	56%	0.705	2.79	0.9645	1.23	0.632
PCB Congeners	PCB-24	ng/kg	18	3	17%	1.66	6.8	3.39	3.95	2.62
PCB Congeners	PCB-25	ng/kg	18	18	100%	25.8	910	93.05	159	219
PCB Congeners	PCB-26/29	ng/kg	18	18	100%	64.3	1270	240.5	302	303
PCB Congeners	PCB-27	ng/kg	18	18	100%	23.7	369	104	116	87.8
PCB Congeners	PCB-3	ng/kg	18	10	56%	1.14	2.66	1.515	1.75	0.518
PCB Congeners	PCB-31	ng/kg	18	18	100%	163	3770	548.5	738	862
PCB Congeners	PCB-32	ng/kg	18	18	100%	71.5	1080	305.5	342	244
PCB Congeners	PCB-34	ng/kg	18	18	100%	2.46	52.8	9.895	12	12.1
PCB Congeners	PCB-36	ng/kg	18	2	11%	13.7	14	13.85	13.9	0.212
PCB Congeners	PCB-37	ng/kg	18	18	100%	7.46	84.1	19.9	25.7	18.6
PCB Congeners	PCB-38	ng/kg	18	14	78%	0.729	6.53	2.03	2.64	1.97
PCB Congeners	PCB-39	ng/kg	18	17	94%	0.892	16.8	3.96	5.08	4.19
PCB Congeners	PCB-4	ng/kg	18	18	100%	96	901	277.5	308	191
PCB Congeners	PCB-40/71	ng/kg	18	18	100%	121	2870	594.5	771	707
PCB Congeners	PCB-41	ng/kg	18	18	100%	7.81	83.7	28	36.6	23.3
PCB Congeners	PCB-42	ng/kg	18	18	100%	120	2390	508.5	633	565
PCB Congeners	PCB-43	ng/kg	18	18	100%	10	205	55.6	68.9	51.7
PCB Congeners	PCB-44/47/65	ng/kg	18	18	100%	494	10800	1955	2590	2430
PCB Congeners	PCB-45	ng/kg	13	13	72%	28.7	488	152	174	113
PCB Congeners	PCB-46	ng/kg	18	18	100%	12.3	217	62.1	69.3	53.5
PCB Congeners	PCB-48	ng/kg	18	18	100%	26.1	940	159.5	220	233
PCB Congeners	PCB-49/69	ng/kg	18	18	100%	441	9070	1540	2080	2050
PCB Congeners	PCB-5	ng/kg	18	14	78%	0.782	4.54	1.92	2.07	0.972
PCB Congeners	PCB-50/53	ng/kg	18	18	100%	51	1290	260.5	331	314
PCB Congeners	PCB-51	ng/kg	18	18	100%	28.5	563	141	172	136
PCB Congeners	PCB-52	ng/kg	18	18	100%	596	13300	2325	3050	2960
PCB Congeners	PCB-54	ng/kg	18	17	94%	4.43	76.4	20.3	23.1	16.8
PCB Congeners	PCB-55	ng/kg	18	5	28%	3.32	39.9	9.51	13.6	15
PCB Congeners	PCB-56	ng/kg	18	18	100%	87.3	2040	312	443	474
PCB Congeners	PCB-57	ng/kg	18	18	100%	5.19	198	11.7	23.6	44.1
PCB Congeners	PCB-58	ng/kg	18	18	100%	4.81	47.9	12.15	15	10.6
PCB Congeners	PCB-6	ng/kg	18	18	100%	8.73	162	30.65	43.8	39.5
PCB Congeners	PCB-60	ng/kg	18	18	100%	77.6	735	217	231	161
PCB Congeners	PCB-61/70/74/76	ng/kg	18	18	100%	685	11800	2095	2670	2600
PCB Congeners	PCB-62/75	ng/kg	18	18	100%	41.5	808	168	218	184
PCB Congeners	PCB-63	ng/kg	18	18	100%	37.4	337	96.55	111	74
PCB Congeners	PCB-64	ng/kg	18	18	100%	155	3890	658.5	911	891
PCB Congeners	PCB-66	ng/kg	18	18	100%	570	7700	1640	1930	1670
PCB Congeners	PCB-67	ng/kg	18	18	100%	12.5	204	34.5	49	46.5
PCB Congeners	PCB-68	ng/kg	18	18	100%	16.5	144	45.15	49.8	30.2
PCB Congeners	PCB-7	ng/kg	18	17	94%	1.94	29.7	4.9	7.06	6.88
PCB Congeners	PCB-72	ng/kg	18	18	100%	23.7	178	58.05	66.3	38.2
PCB Congeners	PCB-73	ng/kg	18	13	72%	2.09	39.2	8.9	13.3	12.3
PCB Congeners	PCB-77	ng/kg	18	18	100%	14.1	264	52.25	68.6	60.1
PCB Congeners	PCB-78	ng/kg	18	1	6%	6.8	6.8	NA	NA	NA
PCB Congeners	PCB-79	ng/kg	18	18	100%	9.27	56.1	25.65	28	14.3

Table 3-34
Statistical Summary of Detected Analytes - Bluefish (Fillet)

Parameter Group	Analyte	Units	Number of Valid Results[1]	Number of Detects	Detection Frequency	Minimum Detect	Maximum Detect	Median Value	Mean of Detects	Standard Deviation
PCB Congeners	PCB-8	ng/kg	18	18	100%	36	293	93.05	105	62.9
PCB Congeners	PCB-80	ng/kg	18	3	17%	1.16	1.88	1.72	1.59	0.378
PCB Congeners	PCB-81	ng/kg	13	6	33%	2.19	7.3	3.355	3.93	1.76
PCB Congeners	PCB-82	ng/kg	18	18	100%	78.4	685	187.5	230	161
PCB Congeners	PCB-83	ng/kg	18	18	100%	58.5	433	130.5	160	104
PCB Congeners	PCB-84	ng/kg	18	18	100%	101	1580	356	450	367
PCB Congeners	PCB-85/116/117	ng/kg	18	18	100%	288	1920	609.5	733	457
PCB Congeners	PCB-86/87/97/109/119/125	ng/kg	18	18	100%	714	5510	1605	1950	1260
PCB Congeners	PCB-89	ng/kg	18	18	100%	2.59	45.9	11.15	14.5	11.9
PCB Congeners	PCB-9	ng/kg	18	18	100%	3.06	33	8.665	10.4	7.17
PCB Congeners	PCB-90/101/113	ng/kg	18	18	100%	1620	12600	3635	4350	2780
PCB Congeners	PCB-91	ng/kg	18	18	100%	175	1790	439.5	595	418
PCB Congeners	PCB-92	ng/kg	18	17	94%	343	2340	676	883	552
PCB Congeners	PCB-93/100	ng/kg	18	18	100%	54.3	496	129	164	107
PCB Congeners	PCB-94	ng/kg	18	18	100%	4.95	75.2	17.9	23.3	17.7
PCB Congeners	PCB-95	ng/kg	18	18	100%	594	6000	1590	1920	1380
PCB Congeners	PCB-96	ng/kg	18	17	94%	2.96	47.5	13.8	16.1	12.8
PCB Congeners	PCB-98/102	ng/kg	18	18	100%	26.8	349	89.85	107	81.4
PCB Congeners	PCB-99	ng/kg	18	18	100%	1410	9010	3285	3710	2040
PCB Congeners	Total PCB Congeners (209)	ng/kg	18	18	100%	42300	258000	92300	105000	52600
Pesticides	2,4'-DDD	pg/g	18	18	100%	57.4	1190	299	372	336
Pesticides	2,4'-DDE	pg/g	18	18	100%	150	3050	547	747	680
Pesticides	2,4'-DDT	pg/g	18	16	89%	34.1	637	85.95	132	146
Pesticides	4,4'-DDD	pg/g	18	18	100%	607	22400	2985	4160	5000
Pesticides	4,4'-DDE	pg/g	18	18	100%	3700	69500	11550	15000	14800
Pesticides	4,4'-DDT	pg/g	18	18	100%	94.4	68800	431.5	4270	16100
Pesticides	Aldrin	pg/g	18	8	44%	5.3	55	8.465	16.5	17.5
Pesticides	Alpha BHC	pg/g	18	17	94%	7.45	64.1	20.6	23.7	13.6
Pesticides	Beta BHC	pg/g	18	18	100%	8.97	57.2	20.15	23.3	12.7
Pesticides	Cis-Chlordane	pg/g	18	18	100%	369	14300	1630	2550	3220
Pesticides	Cis-Nonachlor	pg/g	18	18	100%	192	3440	703	911	737
Pesticides	Delta BHC	pg/g	18	1	6%	4.78	4.78	NA	NA	NA
Pesticides	Dieldrin	pg/g	18	18	100%	393	11700	996.5	1840	2610
Pesticides	Endosulfan Sulfate	pg/g	18	3	17%	33.1	84.1	50.9	56	25.9
Pesticides	Endrin	pg/g	18	7	39%	8.27	23.3	12.1	13.7	5.17
Pesticides	Endrin Ketone	pg/g	18	1	6%	36.2	36.2	NA	NA	NA
Pesticides	Gamma BHC (Lindane)	pg/g	18	16	89%	7.41	37.7	16.35	16.5	7.67
Pesticides	Heptachlor	pg/g	18	3	17%	9.43	17.9	13.5	13.6	4.24
Pesticides	Heptachlor Epoxide	pg/g	18	18	100%	89.8	3140	270.5	492	699
Pesticides	Hexachlorobenzene	pg/g	18	18	100%	127	1120	365	433	253
Pesticides	Mirex	pg/g	18	17	94%	64.4	215	89.3	113	44
Pesticides	Oxychlordane	pg/g	18	17	94%	105	789	212	263	165
Pesticides	Trans-Chlordane	pg/g	18	18	100%	186	5260	671	1020	1210
Pesticides	Trans-Nonachlor	pg/g	18	18	100%	445	8580	1895	2240	1800
Pesticides	Total Alpha + Gamma Chlordane	pg/g	18	18	100%	555	19600	2410	3570	4430
Pesticides	Total DDT (2,4)	pg/g	18	18	100%	238	4030	933.5	1240	1010
Pesticides	Total DDT (4,4)	pg/g	18	18	100%	4400	161000	15000	23500	35200
Pesticides	Total DDT (2,4 & 4,4)	pg/g	18	18	100%	4640	165000	15950	24700	36000
Physical Parameters	Moisture (Water) Content	%	18	18	100%	288	389	333.5	338	28.8
Physical Parameters	Percent Moisture	%	18	18	100%	74.2	79.5	76.95	77.1	1.5
Semivolatiles	1-Methylnaphthalene	ug/kg	18	3	17%	5.7	22	5.8	11.2	9.38
Semivolatiles	2-Methylnaphthalene	ug/kg	18	3	17%	5.6	42	5.7	17.8	21
Semivolatiles	Acenaphthene	ug/kg	18	2	11%	6.6	12	9.3	9.3	3.82
Semivolatiles	Anthracene	ug/kg	18	1	6%	5.5	5.5	NA	NA	NA
Semivolatiles	C1-Naphthalenes	ug/kg	18	4	22%	5.8	42	7.15	15.5	17.7
Semivolatiles	C2-Naphthalenes	ug/kg	18	1	6%	16	16	NA	NA	NA
Semivolatiles	C3-Naphthalenes	ug/kg	18	1	6%	7.5	7.5	NA	NA	NA
Semivolatiles	Fluoranthene	ug/kg	18	2	11%	7.4	9.3	8.35	8.35	1.34
Semivolatiles	Fluorene	ug/kg	18	1	6%	11	11	NA	NA	NA
Semivolatiles	Naphthalene	ug/kg	18	5	28%	6.4	180	12	45.3	75.5

Table 3-34
Statistical Summary of Detected Analytes - Bluefish (Fillet)

Parameter Group	Analyte	Units	Number of Valid Results[1]	Number of Detects	Detection Frequency	Minimum Detect	Maximum Detect	Median Value	Mean of Detects	Standard Deviation
Semivolatiles	Phenanthrene	ug/kg	18	1	6%	20	20	NA	NA	NA
Semivolatiles	Pyrene	ug/kg	18	2	11%	5.6	17	11.3	11.3	8.06
Semivolatiles	Total HMW PAHs	ug/kg	18	2	11%	13	26.3	19.65	19.7	9.4
Semivolatiles	Total LMW PAHs	ug/kg	18	5	28%	12.1	271	18.6	67.1	114
Semivolatiles	Total PAHs	ug/kg	18	6	33%	12.1	284	19.8	62.5	109

Footnotes:
[1]Valid results are results that were found to be valid as a result of data validation. Only valid data are used in statistical analyses. Additional details regarding rejected data are provided in Appendix E of this report.

Notes:
1. Only detected values were included in the calculation of Totals.
2. Non-detect ("U" qualified) data were excluded from the statistical analysis.

DDD = dichlorodiphenyldichloroethane
DDE = dichlorodiphenyldichloroethylene
DDT = dichlorodiphenyltrichloroethane
HMW = high molecular weight
LMW = low molecular weight
PAH = polycyclic aromatic hydrocarbon
PCB = polychlorinated biphenyl
NA = not applicable

% = percent
mg/kg = milligrams per kilogram
ng/g = nanograms per gram
ng/kg = nanograms per kilogram
pg/g = picograms per gram
ug/kg = micrograms per kilogram

Table 3-35
Statistical Summary of Detected Analytes by Zone - Bluefish (Fillet)

Parameter Group	Analyte	Units	Number of Valid Results[1]	Number of Detects	Detection Frequency	Minimum Detect	Maximum Detect	Median Value	Mean of Detects	Standard Deviation
NORTH ZONE										
Aroclor PCBs	Aroclor 1248	ug/kg	3	2	67%	65	78	71.5	71.5	9.19
Aroclor PCBs	Aroclor 1254	ug/kg	3	2	67%	40	96	68	68	39.6
Aroclor PCBs	Aroclor 1260	ug/kg	3	3	100%	25	45	33	34.3	10.1
Aroclor PCBs	Aroclor 1268	ug/kg	3	1	33%	31	31	NA	NA	NA
Aroclor PCBs	Total Aroclor PCBs (Sum of 7 Aroclors)	ug/kg	3	3	100%	73	206	103	127	69.8
Aroclor PCBs	Total Aroclor PCBs (Sum of 9 Aroclors)	ug/kg	3	3	100%	73	237	103	138	87.3
Dioxins/Furans	1,2,3,4,6,7,8-HpCDD	ng/kg	3	3	100%	0.0591	0.0886	0.0766	0.0748	0.0148
Dioxins/Furans	1,2,3,4,6,7,8-HpCDF	ng/kg	3	3	100%	0.428	1.13	0.954	0.837	0.365
Dioxins/Furans	1,2,3,4,7,8,9-HpCDF	ng/kg	3	1	33%	0.061	0.061	NA	NA	NA
Dioxins/Furans	1,2,3,4,7,8-HxCDD	ng/kg	3	3	100%	0.0488	0.0942	0.0545	0.0658	0.0247
Dioxins/Furans	1,2,3,4,7,8-HxCDF	ng/kg	3	3	100%	0.0774	0.127	0.101	0.102	0.0248
Dioxins/Furans	1,2,3,6,7,8-HxCDD	ng/kg	3	3	100%	0.0352	0.187	0.103	0.108	0.076
Dioxins/Furans	1,2,3,6,7,8-HxCDF	ng/kg	3	3	100%	0.249	0.321	0.264	0.278	0.038
Dioxins/Furans	1,2,3,7,8,9-HxCDD	ng/kg	3	3	100%	0.034	0.0756	0.0435	0.051	0.0218
Dioxins/Furans	1,2,3,7,8,9-HxCDF	ng/kg	3	3	100%	0.0903	0.1	0.0993	0.0965	0.00541
Dioxins/Furans	1,2,3,7,8-PCDD	ng/kg	3	1	33%	0.575	0.575	NA	NA	NA
Dioxins/Furans	1,2,3,7,8-PCDF	ng/kg	3	3	100%	0.146	0.502	0.47	0.373	0.197
Dioxins/Furans	2,3,4,6,7,8-HxCDF	ng/kg	3	2	67%	0.0745	0.0782	0.07635	0.0764	0.00262
Dioxins/Furans	2,3,4,7,8-PCDF	ng/kg	3	3	100%	0.54	0.996	0.72	0.752	0.23
Dioxins/Furans	2,3,7,8-TCDD	ng/kg	3	3	100%	0.448	3.19	1.4	1.68	1.39
Dioxins/Furans	2,3,7,8-TCDF	ng/kg	3	3	100%	0.0653	0.577	0.142	0.261	0.276
Dioxins/Furans	OCDD	ng/kg	3	3	100%	0.116	0.428	0.172	0.239	0.166
Dioxins/Furans	OCDF	ng/kg	3	2	67%	0.222	0.249	0.2355	0.236	0.0191
Dioxins/Furans	Percent Lipids	%	3	3	100%	0.49	2.4	0.59	1.16	1.08
Metals	Aluminum	mg/kg	3	1	33%	4.09	4.09	NA	NA	NA
Metals	Arsenic	mg/kg	3	3	100%	0.27	0.554	0.435	0.42	0.143
Metals	Calcium	mg/kg	3	3	100%	344	415	375	378	35.6
Metals	Copper	mg/kg	3	3	100%	0.646	0.883	0.651	0.727	0.135
Metals	Iron	mg/kg	3	3	100%	6.06	11.7	8.32	8.69	2.84
Metals	Lead	mg/kg	3	1	33%	4.84	4.84	NA	NA	NA
Metals	Magnesium	mg/kg	3	3	100%	300	342	304	315	23.2
Metals	Manganese	mg/kg	3	3	100%	0.175	0.323	0.271	0.256	0.0751
Metals	Mercury	ng/g	3	3	100%	101	382	320	268	148
Metals	Methyl Mercury	ng/g	3	3	100%	122	449	414	328	180
Metals	Potassium	mg/kg	3	3	100%	4180	4400	4260	4280	111
Metals	Selenium	mg/kg	3	3	100%	0.478	0.678	0.485	0.547	0.114
Metals	Sodium	mg/kg	3	3	100%	474	497	496	489	13
Metals	Zinc	mg/kg	3	3	100%	15	18.7	16.6	16.8	1.86
PCB Congeners	PCB-1	ng/kg	3	3	100%	10.5	58	20.9	29.8	25
PCB Congeners	PCB-10	ng/kg	3	3	100%	14.7	67.8	22.5	35	28.7
PCB Congeners	PCB-103	ng/kg	3	3	100%	66.5	267	198	177	102
PCB Congeners	PCB-104	ng/kg	3	3	100%	10.5	21.2	10.9	14.2	6.07
PCB Congeners	PCB-105	ng/kg	3	3	100%	778	2240	1050	1360	778
PCB Congeners	PCB-107	ng/kg	3	3	100%	305	1010	464	593	370
PCB Congeners	PCB-108/124	ng/kg	3	3	100%	69.3	227	128	141	79.7
PCB Congeners	PCB-11	ng/kg	3	1	33%	50.6	50.6	NA	NA	NA
PCB Congeners	PCB-110/115	ng/kg	3	3	100%	2560	10800	4650	6000	4280
PCB Congeners	PCB-111	ng/kg	3	3	100%	12	37.1	17.5	22.2	13.2
PCB Congeners	PCB-114	ng/kg	3	3	100%	52	144	67	87.7	49.4
PCB Congeners	PCB-118	ng/kg	3	3	100%	2920	9380	4130	5480	3430
PCB Congeners	PCB-12/13	ng/kg	3	1	33%	8.03	8.03	NA	NA	NA
PCB Congeners	PCB-120	ng/kg	3	3	100%	51.3	160	84.3	98.5	55.7
PCB Congeners	PCB-121	ng/kg	3	2	67%	9.38	15.5	12.44	12.4	4.33
PCB Congeners	PCB-122	ng/kg	3	3	100%	14.2	52	26.2	30.8	19.3
PCB Congeners	PCB-123	ng/kg	3	3	100%	54.7	148	82.4	95	47.9
PCB Congeners	PCB-126	ng/kg	3	3	100%	7.88	72.7	10.5	30.4	36.7
PCB Congeners	PCB-127	ng/kg	3	3	100%	4.64	8.43	8.34	7.14	2.16
PCB Congeners	PCB-128/166	ng/kg	3	3	100%	495	1400	777	891	463
PCB Congeners	PCB-129/138/163	ng/kg	3	3	100%	4940	15400	8170	9500	5360
PCB Congeners	PCB-130	ng/kg	3	3	100%	241	751	459	484	256
PCB Congeners	PCB-131	ng/kg	3	3	100%	23	70.1	41.2	44.8	23.8
PCB Congeners	PCB-132	ng/kg	3	3	100%	537	2000	1200	1250	733
PCB Congeners	PCB-133	ng/kg	3	3	100%	150	415	243	269	134
PCB Congeners	PCB-134	ng/kg	3	3	100%	126	427	264	272	151

Table 3-35
Statistical Summary of Detected Analytes by Zone - Bluefish (Fillet)

Parameter Group	Analyte	Units	Number of Valid Results[1]	Number of Detects	Detection Frequency	Minimum Detect	Maximum Detect	Median Value	Mean of Detects	Standard Deviation
PCB Congeners	PCB-135/151	ng/kg	3	3	100%	1090	3570	2380	2350	1240
PCB Congeners	PCB-136	ng/kg	3	3	100%	185	736	513	478	277
PCB Congeners	PCB-137	ng/kg	3	3	100%	157	407	245	270	127
PCB Congeners	PCB-139/140	ng/kg	3	3	100%	71.8	218	130	140	73.6
PCB Congeners	PCB-141	ng/kg	3	3	100%	466	1060	850	792	301
PCB Congeners	PCB-144	ng/kg	3	3	100%	111	367	220	233	128
PCB Congeners	PCB-145	ng/kg	3	1	33%	2.13	2.13	NA	NA	NA
PCB Congeners	PCB-146	ng/kg	3	3	100%	1150	3330	1960	2150	1100
PCB Congeners	PCB-147/149	ng/kg	3	3	100%	2200	8160	5680	5350	2990
PCB Congeners	PCB-148	ng/kg	3	3	100%	36	163	70.2	89.7	65.7
PCB Congeners	PCB-15	ng/kg	3	1	33%	34.5	34.5	NA	NA	NA
PCB Congeners	PCB-150	ng/kg	3	3	100%	16.7	77.5	74.7	56.3	34.3
PCB Congeners	PCB-152	ng/kg	3	3	100%	3.46	8.06	4.37	5.3	2.44
PCB Congeners	PCB-153/168	ng/kg	3	3	100%	5620	19600	9520	11600	7210
PCB Congeners	PCB-154	ng/kg	3	3	100%	210	775	489	491	283
PCB Congeners	PCB-155	ng/kg	3	3	100%	49.2	126	101	92.1	39.2
PCB Congeners	PCB-156/157	ng/kg	3	3	100%	350	764	504	539	209
PCB Congeners	PCB-158	ng/kg	3	3	100%	297	777	448	507	245
PCB Congeners	PCB-159	ng/kg	3	1	33%	2.75	2.75	NA	NA	NA
PCB Congeners	PCB-16	ng/kg	3	3	100%	152	621	255	343	246
PCB Congeners	PCB-162	ng/kg	3	2	67%	51.8	93.8	72.8	72.8	29.7
PCB Congeners	PCB-164	ng/kg	3	3	100%	158	479	338	325	161
PCB Congeners	PCB-165	ng/kg	3	3	100%	15.9	44.7	20	26.9	15.6
PCB Congeners	PCB-167	ng/kg	2	2	67%	161	365	263	263	144
PCB Congeners	PCB-169	ng/kg	3	1	33%	1.72	1.72	NA	NA	NA
PCB Congeners	PCB-17	ng/kg	3	3	100%	277	769	389	478	258
PCB Congeners	PCB-170	ng/kg	3	3	100%	872	1590	1500	1320	391
PCB Congeners	PCB-171/173	ng/kg	3	3	100%	312	572	510	465	136
PCB Congeners	PCB-172	ng/kg	3	3	100%	229	448	430	369	122
PCB Congeners	PCB-174	ng/kg	3	3	100%	491	1280	1170	980	427
PCB Congeners	PCB-175	ng/kg	3	3	100%	67.4	173	114	118	52.9
PCB Congeners	PCB-176	ng/kg	3	3	100%	74.2	213	195	161	75.5
PCB Congeners	PCB-177	ng/kg	3	3	100%	559	1350	1200	1040	420
PCB Congeners	PCB-178	ng/kg	3	3	100%	504	1370	855	910	436
PCB Congeners	PCB-179	ng/kg	3	3	100%	331	902	832	688	311
PCB Congeners	PCB-18/30	ng/kg	3	3	100%	512	2480	898	1300	1040
PCB Congeners	PCB-180/193	ng/kg	3	3	100%	2830	5000	4750	4190	1190
PCB Congeners	PCB-181	ng/kg	3	3	100%	10.3	19	18.5	15.9	4.89
PCB Congeners	PCB-182	ng/kg	3	3	100%	21.2	60.6	38.5	40.1	19.7
PCB Congeners	PCB-183/185	ng/kg	3	3	100%	1060	2140	1790	1660	551
PCB Congeners	PCB-184	ng/kg	3	3	100%	14.6	53.6	39.9	36	19.8
PCB Congeners	PCB-187	ng/kg	3	3	100%	3060	7220	5200	5160	2080
PCB Congeners	PCB-188	ng/kg	3	3	100%	54.1	215	165	145	82.3
PCB Congeners	PCB-189	ng/kg	3	3	100%	36.6	64.3	61.2	54	15.2
PCB Congeners	PCB-19	ng/kg	3	3	100%	127	537	181	282	223
PCB Congeners	PCB-190	ng/kg	3	3	100%	199	367	314	293	85.9
PCB Congeners	PCB-191	ng/kg	3	3	100%	43.9	68.3	61.5	57.9	12.6
PCB Congeners	PCB-194	ng/kg	3	3	100%	606	1260	939	935	327
PCB Congeners	PCB-195	ng/kg	3	3	100%	182	400	217	266	117
PCB Congeners	PCB-196	ng/kg	3	3	100%	440	856	844	713	237
PCB Congeners	PCB-197/200	ng/kg	3	3	100%	105	329	220	218	112
PCB Congeners	PCB-198/199	ng/kg	3	3	100%	1190	3290	2880	2450	1110
PCB Congeners	PCB-2	ng/kg	3	3	100%	0.707	1.61	1.06	1.13	0.455
PCB Congeners	PCB-20/28	ng/kg	3	3	100%	1110	6810	1920	3280	3080
PCB Congeners	PCB-201	ng/kg	3	3	100%	230	579	531	447	189
PCB Congeners	PCB-202	ng/kg	3	3	100%	722	1820	1470	1340	561
PCB Congeners	PCB-203	ng/kg	3	3	100%	733	1570	1490	1260	462
PCB Congeners	PCB-204	ng/kg	3	2	67%	7.54	19.6	13.57	13.6	8.53
PCB Congeners	PCB-205	ng/kg	3	3	100%	30.1	69.6	34.8	44.8	21.6
PCB Congeners	PCB-206	ng/kg	3	3	100%	982	7750	2680	3800	3520
PCB Congeners	PCB-207	ng/kg	3	3	100%	135	954	305	465	432
PCB Congeners	PCB-208	ng/kg	3	3	100%	517	4260	1300	2030	1970
PCB Congeners	PCB-209	ng/kg	2	2	67%	814	10800	5807	5810	7060
PCB Congeners	PCB-21/33	ng/kg	3	3	100%	152	597	261	337	232
PCB Congeners	PCB-22	ng/kg	3	3	100%	200	1040	349	530	448

Table 3-35
Statistical Summary of Detected Analytes by Zone - Bluefish (Fillet)

Parameter Group	Analyte	Units	Number of Valid Results[1]	Number of Detects	Detection Frequency	Minimum Detect	Maximum Detect	Median Value	Mean of Detects	Standard Deviation
PCB Congeners	PCB-23	ng/kg	3	3	100%	0.846	2.79	1.29	1.64	1.02
PCB Congeners	PCB-25	ng/kg	3	3	100%	78.4	910	236	408	442
PCB Congeners	PCB-26/29	ng/kg	3	3	100%	219	1270	431	640	556
PCB Congeners	PCB-27	ng/kg	3	3	100%	81.3	369	138	196	152
PCB Congeners	PCB-3	ng/kg	3	1	33%	2.66	2.66	NA	NA	NA
PCB Congeners	PCB-31	ng/kg	3	3	100%	497	3770	1060	1780	1750
PCB Congeners	PCB-32	ng/kg	3	3	100%	328	1080	436	615	407
PCB Congeners	PCB-34	ng/kg	3	3	100%	9.93	52.8	20.4	27.7	22.4
PCB Congeners	PCB-37	ng/kg	3	3	100%	10.4	84.1	22.9	39.1	39.4
PCB Congeners	PCB-38	ng/kg	3	3	100%	1.7	5.21	2.78	3.23	1.8
PCB Congeners	PCB-39	ng/kg	3	3	100%	4.18	16.8	7.27	9.42	6.58
PCB Congeners	PCB-4	ng/kg	3	3	100%	154	901	317	457	393
PCB Congeners	PCB-40/71	ng/kg	3	3	100%	790	2870	1270	1640	1090
PCB Congeners	PCB-41	ng/kg	3	3	100%	54.5	82.4	61.6	66.2	14.5
PCB Congeners	PCB-42	ng/kg	3	3	100%	576	2390	955	1310	957
PCB Congeners	PCB-43	ng/kg	3	3	100%	74.3	205	103	127	68.7
PCB Congeners	PCB-44/47/65	ng/kg	3	3	100%	2350	10800	3860	5670	4510
PCB Congeners	PCB-45	ng/kg	2	2	67%	152	245	198.5	199	65.8
PCB Congeners	PCB-46	ng/kg	3	3	100%	62.3	217	87.5	122	83
PCB Congeners	PCB-48	ng/kg	3	3	100%	226	940	377	514	376
PCB Congeners	PCB-49/69	ng/kg	3	3	100%	1730	9070	3330	4710	3860
PCB Congeners	PCB-5	ng/kg	3	3	100%	1.41	4.54	1.94	2.63	1.68
PCB Congeners	PCB-50/53	ng/kg	3	3	100%	300	1290	487	692	526
PCB Congeners	PCB-51	ng/kg	3	3	100%	244	563	261	356	179
PCB Congeners	PCB-52	ng/kg	3	3	100%	2450	13300	4410	6720	5780
PCB Congeners	PCB-54	ng/kg	3	3	100%	23.8	76.4	24.5	41.6	30.2
PCB Congeners	PCB-55	ng/kg	3	1	33%	39.9	39.9	NA	NA	NA
PCB Congeners	PCB-56	ng/kg	3	3	100%	332	2040	643	1010	910
PCB Congeners	PCB-57	ng/kg	3	3	100%	8.69	198	14.8	73.8	108
PCB Congeners	PCB-58	ng/kg	3	3	100%	8.4	47.9	21.3	25.9	20.1
PCB Congeners	PCB-6	ng/kg	3	3	100%	24.2	162	67.5	84.6	70.5
PCB Congeners	PCB-60	ng/kg	3	3	100%	241	735	313	430	267
PCB Congeners	PCB-61/70/74/76	ng/kg	3	3	100%	2140	11800	3820	5920	5160
PCB Congeners	PCB-62/75	ng/kg	3	3	100%	203	808	308	440	323
PCB Congeners	PCB-63	ng/kg	3	3	100%	92.1	337	145	191	129
PCB Congeners	PCB-64	ng/kg	3	3	100%	857	3890	1320	2020	1630
PCB Congeners	PCB-66	ng/kg	3	3	100%	1660	7700	2610	3990	3250
PCB Congeners	PCB-67	ng/kg	3	3	100%	37.4	204	76.1	106	87.2
PCB Congeners	PCB-68	ng/kg	3	3	100%	31.5	144	67.8	81.1	57.4
PCB Congeners	PCB-7	ng/kg	3	3	100%	2.15	14.9	5.95	7.67	6.55
PCB Congeners	PCB-72	ng/kg	3	3	100%	40.9	178	92.8	104	69.2
PCB Congeners	PCB-73	ng/kg	3	3	100%	16.6	39.2	39	31.6	13
PCB Congeners	PCB-77	ng/kg	3	3	100%	34	264	65.9	121	125
PCB Congeners	PCB-79	ng/kg	3	3	100%	16.1	49.8	35.4	33.8	16.9
PCB Congeners	PCB-8	ng/kg	3	3	100%	62.8	293	127	161	119
PCB Congeners	PCB-80	ng/kg	3	1	33%	1.16	1.16	NA	NA	NA
PCB Congeners	PCB-81	ng/kg	2	1	33%	3.25	3.25	NA	NA	NA
PCB Congeners	PCB-82	ng/kg	3	3	100%	193	685	289	389	261
PCB Congeners	PCB-83	ng/kg	3	3	100%	119	433	235	262	159
PCB Congeners	PCB-84	ng/kg	3	3	100%	352	1580	615	849	647
PCB Congeners	PCB-85/116/117	ng/kg	3	3	100%	552	1920	853	1110	719
PCB Congeners	PCB-86/87/97/109/119/125	ng/kg	3	3	100%	1430	5510	2560	3170	2110
PCB Congeners	PCB-89	ng/kg	3	3	100%	17.7	45.9	19.1	27.6	15.9
PCB Congeners	PCB-9	ng/kg	3	3	100%	6.47	33	13	17.5	13.8
PCB Congeners	PCB-90/101/113	ng/kg	3	3	100%	2840	12600	5720	7050	5010
PCB Congeners	PCB-91	ng/kg	3	3	100%	385	1790	1000	1060	704
PCB Congeners	PCB-92	ng/kg	3	3	100%	622	2340	1180	1380	876
PCB Congeners	PCB-93/100	ng/kg	3	3	100%	152	496	293	314	173
PCB Congeners	PCB-94	ng/kg	3	3	100%	25.7	75.2	35.6	45.5	26.2
PCB Congeners	PCB-95	ng/kg	3	3	100%	1640	6000	3350	3660	2200
PCB Congeners	PCB-96	ng/kg	3	3	100%	13.8	47.4	19.1	26.8	18.1
PCB Congeners	PCB-98/102	ng/kg	3	3	100%	106	349	154	203	129
PCB Congeners	PCB-99	ng/kg	3	3	100%	2340	9010	4360	5240	3420
PCB Congeners	Total PCB Congeners (209)	ng/kg	3	3	100%	72000	258000	152000	161000	93300
Pesticides	2,4'-DDD	pg/g	3	3	100%	120	1080	802	667	494

Table 3-35
Statistical Summary of Detected Analytes by Zone - Bluefish (Fillet)

Parameter Group	Analyte	Units	Number of Valid Results[1]	Number of Detects	Detection Frequency	Minimum Detect	Maximum Detect	Median Value	Mean of Detects	Standard Deviation
Pesticides	2,4'-DDE	pg/g	3	3	100%	388	1180	927	832	405
Pesticides	2,4'-DDT	pg/g	3	3	100%	72.2	193	150	138	61.2
Pesticides	4,4'-DDD	pg/g	3	3	100%	1820	7710	6170	5230	3050
Pesticides	4,4'-DDE	pg/g	3	3	100%	6090	29600	11600	15800	12300
Pesticides	4,4'-DDT	pg/g	3	3	100%	329	880	768	659	291
Pesticides	Aldrin	pg/g	3	2	67%	29.1	55	42.05	42.1	18.3
Pesticides	Alpha BHC	pg/g	3	3	100%	16.1	64.1	43.1	41.1	24.1
Pesticides	Beta BHC	pg/g	3	3	100%	10.8	57.2	19.8	29.3	24.6
Pesticides	Cis-Chlordane	pg/g	3	3	100%	2400	14300	5500	7400	6170
Pesticides	Cis-Nonachlor	pg/g	3	3	100%	682	3440	1270	1800	1450
Pesticides	Dieldrin	pg/g	3	3	100%	1060	11700	3700	5490	5540
Pesticides	Endosulfan Sulfate	pg/g	3	1	33%	84.1	84.1	NA	NA	NA
Pesticides	Gamma BHC (Lindane)	pg/g	3	2	67%	16	37.7	26.85	26.9	15.3
Pesticides	Heptachlor	pg/g	3	2	67%	13.5	17.9	15.7	15.7	3.11
Pesticides	Heptachlor Epoxide	pg/g	3	3	100%	273	3140	949	1450	1500
Pesticides	Hexachlorobenzene	pg/g	3	3	100%	338	1120	595	684	399
Pesticides	Mirex	pg/g	3	3	100%	84.5	135	89.3	103	27.9
Pesticides	Oxychlordane	pg/g	3	3	100%	212	789	403	468	294
Pesticides	Trans-Chlordane	pg/g	3	3	100%	645	5260	2090	2670	2360
Pesticides	Trans-Nonachlor	pg/g	3	3	100%	1990	8580	3420	4660	3470
Pesticides	Total Alpha + Gamma Chlordane	pg/g	3	3	100%	3050	19600	7590	10100	8550
Pesticides	Total DDT (2,4)	pg/g	3	3	100%	580	2410	1920	1640	947
Pesticides	Total DDT (4,4)	pg/g	3	3	100%	8240	38200	18500	21600	15200
Pesticides	Total DDT (2,4 & 4,4)	pg/g	3	3	100%	8820	40600	20500	23300	16100
Physical Parameters	Moisture (Water) Content	%	3	3	100%	288	370	361	340	45
Physical Parameters	Percent Moisture	%	3	3	100%	74.2	78.7	78.3	77.1	2.49
Semivolatiles	Acenaphthene	ug/kg	3	1	33%	6.6	6.6	NA	NA	NA
Semivolatiles	Naphthalene	ug/kg	3	1	33%	12	12	NA	NA	NA
Semivolatiles	Total LMW PAHs	ug/kg	3	1	33%	18.6	18.6	NA	NA	NA
Semivolatiles	Total PAHs	ug/kg	3	1	33%	18.6	18.6	NA	NA	NA
CENTRAL ZONE										
Aroclor PCBs	Aroclor 1248	ug/kg	13	4	31%	28	96	46	54	31.4
Aroclor PCBs	Aroclor 1254	ug/kg	13	7	54%	13	170	50	53.7	54.8
Aroclor PCBs	Aroclor 1260	ug/kg	13	10	77%	18	56	26.5	29.8	12.5
Aroclor PCBs	Total Aroclor PCBs (Sum of 7 Aroclors)	ug/kg	13	13	100%	13	322	28	68.5	86.8
Aroclor PCBs	Total Aroclor PCBs (Sum of 9 Aroclors)	ug/kg	13	13	100%	13	322	28	68.5	86.8
Dioxins/Furans	1,2,3,4,6,7,8-HpCDD	ng/kg	13	13	100%	0.0577	0.284	0.122	0.128	0.0629
Dioxins/Furans	1,2,3,4,6,7,8-HpCDF	ng/kg	13	13	100%	0.104	1.07	0.335	0.476	0.272
Dioxins/Furans	1,2,3,4,7,8,9-HpCDF	ng/kg	13	4	31%	0.0763	0.121	0.106	0.102	0.019
Dioxins/Furans	1,2,3,4,7,8-HxCDD	ng/kg	13	8	62%	0.0391	0.168	0.0654	0.0786	0.0417
Dioxins/Furans	1,2,3,4,7,8-HxCDF	ng/kg	13	10	77%	0.0306	0.208	0.0798	0.0815	0.0511
Dioxins/Furans	1,2,3,6,7,8-HxCDD	ng/kg	13	13	100%	0.0483	0.392	0.118	0.169	0.0963
Dioxins/Furans	1,2,3,6,7,8-HxCDF	ng/kg	13	13	100%	0.041	0.5	0.133	0.167	0.128
Dioxins/Furans	1,2,3,7,8,9-HxCDD	ng/kg	13	8	62%	0.0417	0.153	0.06845	0.0755	0.0383
Dioxins/Furans	1,2,3,7,8,9-HxCDF	ng/kg	13	12	92%	0.0618	0.0986	0.07805	0.081	0.0113
Dioxins/Furans	1,2,3,7,8-PCDD	ng/kg	13	9	69%	0.108	0.536	0.263	0.281	0.143
Dioxins/Furans	1,2,3,7,8-PCDF	ng/kg	13	13	100%	0.162	1.72	0.591	0.575	0.409
Dioxins/Furans	2,3,4,6,7,8-HxCDF	ng/kg	13	8	62%	0.0241	0.125	0.04215	0.0509	0.0324
Dioxins/Furans	2,3,4,7,8-PCDF	ng/kg	13	13	100%	0.125	1.18	0.616	0.621	0.329
Dioxins/Furans	2,3,7,8-TCDD	ng/kg	13	13	100%	0.0765	2.53	0.616	0.871	0.757
Dioxins/Furans	2,3,7,8-TCDF	ng/kg	13	10	77%	0.193	0.903	0.3045	0.381	0.218
Dioxins/Furans	OCDD	ng/kg	13	13	100%	0.104	0.342	0.227	0.225	0.0743
Dioxins/Furans	OCDF	ng/kg	13	13	100%	0.0468	0.214	0.0737	0.0965	0.0464
Dioxins/Furans	Percent Lipids	%	13	13	100%	0.29	10	1.2	1.72	2.53
Metals	Aluminum	mg/kg	13	3	23%	6.72	12.3	7.01	8.68	3.14
Metals	Arsenic	mg/kg	13	13	100%	0.262	1.27	0.527	0.586	0.252
Metals	Barium	mg/kg	13	1	8%	0.245	0.245	NA	NA	NA
Metals	Calcium	mg/kg	13	13	100%	109	514	257	270	115
Metals	Chromium	mg/kg	13	2	15%	0.107	0.167	0.137	0.137	0.0424
Metals	Cobalt	mg/kg	13	1	8%	0.223	0.223	NA	NA	NA
Metals	Copper	mg/kg	13	13	100%	0.575	1.06	0.767	0.754	0.119
Metals	Iron	mg/kg	13	12	92%	7.14	13.2	9.51	9.51	1.93
Metals	Lead	mg/kg	13	2	15%	0.0175	0.0439	0.0307	0.0307	0.0187
Metals	Magnesium	mg/kg	13	13	100%	294	367	325	326	22.8
Metals	Manganese	mg/kg	13	4	31%	0.178	0.227	0.1855	0.194	0.0229

Table 3-35
Statistical Summary of Detected Analytes by Zone - Bluefish (Fillet)

Parameter Group	Analyte	Units	Number of Valid Results[1]	Number of Detects	Detection Frequency	Minimum Detect	Maximum Detect	Median Value	Mean of Detects	Standard Deviation
Metals	Mercury	ng/g	13	13	100%	158	388	293	290	64.2
Metals	Methyl Mercury	ng/g	13	13	100%	205	467	348	342	81.7
Metals	Potassium	mg/kg	13	13	100%	4170	5200	4420	4580	348
Metals	Selenium	mg/kg	13	13	100%	0.333	0.67	0.492	0.502	0.0826
Metals	Sodium	mg/kg	13	13	100%	338	710	447	460	94.5
Metals	Vanadium	mg/kg	13	2	15%	0.0219	0.0319	0.0269	0.0269	0.00707
Metals	Zinc	mg/kg	13	13	100%	13.1	21.4	16.6	16.6	2.44
PCB Congeners	PCB-1	ng/kg	13	13	100%	7.2	43.9	21	19.6	9.68
PCB Congeners	PCB-10	ng/kg	13	13	100%	11.1	55.1	28.7	30.7	14.4
PCB Congeners	PCB-103	ng/kg	13	13	100%	42.1	150	72.8	81.5	35.5
PCB Congeners	PCB-104	ng/kg	13	11	85%	2.57	14.6	4.81	5.62	3.28
PCB Congeners	PCB-105	ng/kg	13	13	100%	366	1370	774	851	369
PCB Congeners	PCB-107	ng/kg	13	13	100%	174	880	429	465	207
PCB Congeners	PCB-108/124	ng/kg	13	13	100%	34.9	142	67.8	78.2	36.1
PCB Congeners	PCB-11	ng/kg	13	3	23%	16.1	21.1	17.3	18.2	2.61
PCB Congeners	PCB-110/115	ng/kg	12	11	85%	1110	4620	2080	2420	1100
PCB Congeners	PCB-111	ng/kg	13	13	100%	9.27	33.4	19.7	20.9	7.25
PCB Congeners	PCB-114	ng/kg	13	13	100%	23.1	82.4	44.1	48.6	22.2
PCB Congeners	PCB-118	ng/kg	13	13	100%	1430	5960	3320	3570	1580
PCB Congeners	PCB-12/13	ng/kg	13	10	77%	2.28	6.81	3.56	3.83	1.27
PCB Congeners	PCB-120	ng/kg	13	13	100%	37.9	145	71.9	85.9	31.2
PCB Congeners	PCB-121	ng/kg	13	13	100%	2.93	9.33	5.13	5.68	2.15
PCB Congeners	PCB-122	ng/kg	13	11	85%	6.52	35.2	12.4	14.7	8.5
PCB Congeners	PCB-123	ng/kg	13	13	100%	19.7	87.4	48.8	48.3	24
PCB Congeners	PCB-126	ng/kg	13	7	54%	4.53	80.3	12.7	20.7	26.5
PCB Congeners	PCB-127	ng/kg	13	11	85%	1.92	8.15	4.94	5.2	2.48
PCB Congeners	PCB-128/166	ng/kg	13	13	100%	292	1080	608	670	242
PCB Congeners	PCB-129/138/163	ng/kg	13	13	100%	2860	11100	6440	6830	2500
PCB Congeners	PCB-130	ng/kg	13	13	100%	159	580	346	368	133
PCB Congeners	PCB-131	ng/kg	13	13	100%	13.8	43.7	23.2	26.8	11.3
PCB Congeners	PCB-132	ng/kg	13	13	100%	329	1200	594	719	317
PCB Congeners	PCB-133	ng/kg	13	13	100%	111	439	259	255	91.9
PCB Congeners	PCB-134	ng/kg	13	13	100%	82.5	297	163	179	73.5
PCB Congeners	PCB-135/151	ng/kg	13	13	100%	698	2300	1520	1500	574
PCB Congeners	PCB-136	ng/kg	13	13	100%	127	544	242	265	125
PCB Congeners	PCB-137	ng/kg	13	13	100%	84.1	260	140	164	61.1
PCB Congeners	PCB-139/140	ng/kg	13	13	100%	43.2	151	86.3	96	34.1
PCB Congeners	PCB-141	ng/kg	13	13	100%	192	665	376	405	168
PCB Congeners	PCB-144	ng/kg	13	13	100%	60.9	231	125	130	56.3
PCB Congeners	PCB-145	ng/kg	13	1	8%	2.32	2.32	NA	NA	NA
PCB Congeners	PCB-146	ng/kg	12	12	92%	831	3030	1780	1860	664
PCB Congeners	PCB-147/149	ng/kg	13	13	100%	1470	4900	2970	3220	1230
PCB Congeners	PCB-148	ng/kg	13	13	100%	48.5	132	80	79.5	23.3
PCB Congeners	PCB-15	ng/kg	13	8	62%	4.18	12.2	7.33	7.84	2.81
PCB Congeners	PCB-150	ng/kg	13	13	100%	21.4	54.2	40.2	38.9	11.6
PCB Congeners	PCB-152	ng/kg	13	10	77%	1.53	6.9	2.85	3.03	1.62
PCB Congeners	PCB-153/168	ng/kg	13	13	100%	3680	14700	8060	8590	3180
PCB Congeners	PCB-154	ng/kg	13	13	100%	230	689	403	412	122
PCB Congeners	PCB-155	ng/kg	13	13	100%	33.9	96.2	59.9	61.7	17.2
PCB Congeners	PCB-156/157	ng/kg	13	13	100%	166	726	388	405	160
PCB Congeners	PCB-158	ng/kg	13	13	100%	149	485	277	321	117
PCB Congeners	PCB-159	ng/kg	13	4	31%	1.75	2.78	2.535	2.4	0.453
PCB Congeners	PCB-16	ng/kg	13	13	100%	45.2	503	184	175	119
PCB Congeners	PCB-162	ng/kg	13	13	100%	25.7	114	63.2	68.2	26
PCB Congeners	PCB-164	ng/kg	13	13	100%	85.2	284	169	181	72.1
PCB Congeners	PCB-165	ng/kg	12	12	92%	12.1	47	27.9	29.5	10.8
PCB Congeners	PCB-167	ng/kg	12	12	92%	85.8	390	206	214	80.7
PCB Congeners	PCB-169	ng/kg	13	2	15%	2.33	2.5	2.415	2.42	0.12
PCB Congeners	PCB-17	ng/kg	13	13	100%	72.9	607	286	269	149
PCB Congeners	PCB-170	ng/kg	13	13	100%	384	1430	928	880	283
PCB Congeners	PCB-171/173	ng/kg	12	12	92%	144	520	338.5	337	114
PCB Congeners	PCB-172	ng/kg	13	13	100%	126	398	257	250	76.3
PCB Congeners	PCB-174	ng/kg	12	12	92%	238	779	470.5	498	181
PCB Congeners	PCB-175	ng/kg	12	12	92%	54.7	149	101	96.6	28.6
PCB Congeners	PCB-176	ng/kg	13	13	100%	50.8	153	110	105	33.3

Table 3-35
Statistical Summary of Detected Analytes by Zone - Bluefish (Fillet)

Parameter Group	Analyte	Units	Number of Valid Results[1]	Number of Detects	Detection Frequency	Minimum Detect	Maximum Detect	Median Value	Mean of Detects	Standard Deviation
PCB Congeners	PCB-177	ng/kg	12	12	92%	351	1360	935	894	322
PCB Congeners	PCB-178	ng/kg	12	12	92%	466	1260	856.5	827	247
PCB Congeners	PCB-179	ng/kg	13	13	100%	216	623	484	448	136
PCB Congeners	PCB-18/30	ng/kg	13	13	100%	137	1930	531	565	457
PCB Congeners	PCB-180/193	ng/kg	13	13	100%	1270	4430	2860	2710	851
PCB Congeners	PCB-181	ng/kg	12	12	92%	5.21	16.2	9.87	9.83	3.26
PCB Congeners	PCB-182	ng/kg	12	12	92%	20.3	53	34.9	34.9	10
PCB Congeners	PCB-183/185	ng/kg	12	12	92%	589	1890	1210	1200	380
PCB Congeners	PCB-184	ng/kg	13	13	100%	13.8	38.1	21.9	23.7	7.29
PCB Congeners	PCB-187	ng/kg	12	12	92%	2320	7260	4905	4570	1460
PCB Congeners	PCB-188	ng/kg	13	13	100%	83.9	237	130	144	45.4
PCB Congeners	PCB-189	ng/kg	13	13	100%	18.9	80.2	44.9	42.8	15.4
PCB Congeners	PCB-19	ng/kg	13	13	100%	55.9	356	183	180	86.9
PCB Congeners	PCB-190	ng/kg	13	13	100%	80.8	266	181	175	53.4
PCB Congeners	PCB-191	ng/kg	13	13	100%	18.4	62.7	41.5	38.8	12.7
PCB Congeners	PCB-194	ng/kg	13	13	100%	340	1300	616	680	251
PCB Congeners	PCB-195	ng/kg	13	13	100%	73.3	298	161	161	54.3
PCB Congeners	PCB-196	ng/kg	13	13	100%	296	925	502	535	172
PCB Congeners	PCB-197/200	ng/kg	13	12	92%	79.6	244	134.5	146	43.9
PCB Congeners	PCB-198/199	ng/kg	13	13	100%	963	3230	1690	1840	668
PCB Congeners	PCB-2	ng/kg	13	7	54%	0.717	1.32	0.894	0.928	0.217
PCB Congeners	PCB-20/28	ng/kg	13	13	100%	274	3100	975	996	729
PCB Congeners	PCB-201	ng/kg	13	13	100%	241	652	357	384	115
PCB Congeners	PCB-202	ng/kg	13	13	100%	632	2180	1110	1280	440
PCB Congeners	PCB-203	ng/kg	13	13	100%	435	1610	811	875	310
PCB Congeners	PCB-204	ng/kg	13	13	100%	3.46	9.03	5.51	5.51	1.76
PCB Congeners	PCB-205	ng/kg	13	13	100%	12.7	50.6	27	27.9	9.2
PCB Congeners	PCB-206	ng/kg	13	13	100%	991	3220	1680	1930	765
PCB Congeners	PCB-207	ng/kg	13	13	100%	141	362	233	229	68.3
PCB Congeners	PCB-208	ng/kg	13	13	100%	569	1680	1020	1040	371
PCB Congeners	PCB-209	ng/kg	12	12	92%	532	2870	971	1080	609
PCB Congeners	PCB-21/33	ng/kg	13	13	100%	42	404	129	136	94
PCB Congeners	PCB-22	ng/kg	13	13	100%	54.2	599	172	182	140
PCB Congeners	PCB-23	ng/kg	13	6	46%	0.705	1.82	0.9545	1.04	0.394
PCB Congeners	PCB-24	ng/kg	13	3	23%	1.66	6.8	3.39	3.95	2.62
PCB Congeners	PCB-25	ng/kg	13	13	100%	26.8	509	81.1	113	126
PCB Congeners	PCB-26/29	ng/kg	13	13	100%	64.3	866	202	241	206
PCB Congeners	PCB-27	ng/kg	13	13	100%	23.7	281	99	102	67.6
PCB Congeners	PCB-3	ng/kg	13	7	54%	1.14	2.51	1.54	1.73	0.462
PCB Congeners	PCB-31	ng/kg	13	13	100%	163	1900	493	541	452
PCB Congeners	PCB-32	ng/kg	13	13	100%	71.5	757	262	291	177
PCB Congeners	PCB-34	ng/kg	13	13	100%	2.46	28.7	7.76	9.05	6.8
PCB Congeners	PCB-36	ng/kg	13	2	15%	13.7	14	13.85	13.9	0.212
PCB Congeners	PCB-37	ng/kg	13	13	100%	7.46	46.7	19.7	23	13
PCB Congeners	PCB-38	ng/kg	13	9	69%	0.729	6.53	1.73	2.52	2.3
PCB Congeners	PCB-39	ng/kg	13	12	92%	0.892	10.8	3.485	4.28	3.2
PCB Congeners	PCB-4	ng/kg	13	13	100%	96	463	249	274	118
PCB Congeners	PCB-40/71	ng/kg	13	13	100%	121	2180	564	608	521
PCB Congeners	PCB-41	ng/kg	13	13	100%	7.81	83.7	26.2	30.3	19.8
PCB Congeners	PCB-42	ng/kg	13	13	100%	120	1650	454	491	403
PCB Congeners	PCB-43	ng/kg	13	13	100%	10	182	53.2	57.2	43.5
PCB Congeners	PCB-44/47/65	ng/kg	13	13	100%	494	5910	1760	1910	1440
PCB Congeners	PCB-45	ng/kg	10	10	77%	28.7	488	150	164	126
PCB Congeners	PCB-46	ng/kg	13	13	100%	12.3	183	58.9	59.6	43.4
PCB Congeners	PCB-48	ng/kg	13	13	100%	26.1	657	148	164	160
PCB Congeners	PCB-49/69	ng/kg	13	13	100%	441	4760	1430	1530	1170
PCB Congeners	PCB-5	ng/kg	13	9	69%	0.782	3.04	1.9	1.97	0.694
PCB Congeners	PCB-50/53	ng/kg	13	13	100%	51	944	248	266	226
PCB Congeners	PCB-51	ng/kg	13	13	100%	28.5	413	127	139	99.2
PCB Congeners	PCB-52	ng/kg	13	13	100%	596	6670	2080	2230	1630
PCB Congeners	PCB-54	ng/kg	13	13	100%	4.43	46.9	18.1	18.5	10.7
PCB Congeners	PCB-55	ng/kg	13	4	31%	3.32	10.1	7.23	6.97	3.35
PCB Congeners	PCB-56	ng/kg	13	13	100%	87.3	1180	274	334	284
PCB Congeners	PCB-57	ng/kg	13	13	100%	5.19	29.2	13.4	14.3	8.31
PCB Congeners	PCB-58	ng/kg	13	13	100%	4.81	28.2	10	12.5	7.36

Table 3-35
Statistical Summary of Detected Analytes by Zone - Bluefish (Fillet)

Parameter Group	Analyte	Units	Number of Valid Results[1]	Number of Detects	Detection Frequency	Minimum Detect	Maximum Detect	Median Value	Mean of Detects	Standard Deviation
PCB Congeners	PCB-6	ng/kg	13	13	100%	8.73	118	29.6	35.7	28.2
PCB Congeners	PCB-60	ng/kg	13	13	100%	77.6	434	159	179	108
PCB Congeners	PCB-61/70/74/76	ng/kg	13	13	100%	685	5710	1630	1990	1410
PCB Congeners	PCB-62/75	ng/kg	13	13	100%	41.5	501	150	166	123
PCB Congeners	PCB-63	ng/kg	13	13	100%	37.4	194	77.9	89.7	52.4
PCB Congeners	PCB-64	ng/kg	13	13	100%	155	2200	596	651	539
PCB Congeners	PCB-66	ng/kg	13	13	100%	570	3510	1170	1440	922
PCB Congeners	PCB-67	ng/kg	13	13	100%	12.5	118	30.8	37.9	28.2
PCB Congeners	PCB-68	ng/kg	13	13	100%	16.5	73.9	35.2	42	20.7
PCB Congeners	PCB-7	ng/kg	13	12	92%	1.94	29.7	4.785	7.34	7.68
PCB Congeners	PCB-72	ng/kg	13	13	100%	23.7	98.7	49.7	56.7	28.2
PCB Congeners	PCB-73	ng/kg	13	9	69%	2.09	16.7	8.05	7.81	4.55
PCB Congeners	PCB-77	ng/kg	13	13	100%	14.1	166	51	59.7	40
PCB Congeners	PCB-78	ng/kg	13	1	8%	6.8	6.8	NA	NA	NA
PCB Congeners	PCB-79	ng/kg	13	13	100%	9.27	56.1	22.9	25.8	14.6
PCB Congeners	PCB-8	ng/kg	13	13	100%	36	169	89.2	91.8	40.9
PCB Congeners	PCB-80	ng/kg	13	2	15%	1.72	1.88	1.8	1.8	0.113
PCB Congeners	PCB-81	ng/kg	10	5	38%	2.19	7.3	3.4	4.07	1.94
PCB Congeners	PCB-82	ng/kg	13	13	100%	78.4	455	146	178	110
PCB Congeners	PCB-83	ng/kg	13	13	100%	58.5	240	110	123	61.9
PCB Congeners	PCB-84	ng/kg	13	13	100%	101	1090	322	348	260
PCB Congeners	PCB-85/116/117	ng/kg	13	13	100%	288	1070	482	582	276
PCB Congeners	PCB-86/87/97/109/119/125	ng/kg	13	13	100%	714	3330	1260	1550	830
PCB Congeners	PCB-89	ng/kg	13	13	100%	2.59	43.3	10.6	11.8	10.3
PCB Congeners	PCB-9	ng/kg	13	13	100%	3.06	20	8.6	8.99	4.56
PCB Congeners	PCB-90/101/113	ng/kg	13	13	100%	1620	6290	2820	3430	1620
PCB Congeners	PCB-91	ng/kg	13	13	100%	175	1140	394	458	273
PCB Congeners	PCB-92	ng/kg	13	12	92%	343	1270	617.5	678	303
PCB Congeners	PCB-93/100	ng/kg	13	13	100%	54.3	267	105	125	60.7
PCB Congeners	PCB-94	ng/kg	13	13	100%	4.95	56.3	17.6	18.5	13.4
PCB Congeners	PCB-95	ng/kg	13	13	100%	594	3690	1200	1480	934
PCB Congeners	PCB-96	ng/kg	13	12	92%	2.96	47.5	11.55	13.5	11.8
PCB Congeners	PCB-98/102	ng/kg	13	13	100%	26.8	267	74.5	86.4	62.1
PCB Congeners	PCB-99	ng/kg	13	13	100%	1410	4810	2740	3050	1260
PCB Congeners	Total PCB Congeners (209)	ng/kg	13	13	100%	42300	132000	85600	86200	30900
Pesticides	2,4'-DDD	pg/g	13	13	100%	57.4	1190	195	300	302
Pesticides	2,4'-DDE	pg/g	13	13	100%	150	1510	419	549	377
Pesticides	2,4'-DDT	pg/g	13	11	85%	34.1	226	61.2	86.6	56.9
Pesticides	4,4'-DDD	pg/g	13	13	100%	607	6700	2080	2560	1740
Pesticides	4,4'-DDE	pg/g	13	13	100%	3700	19800	11400	10800	4090
Pesticides	4,4'-DDT	pg/g	13	13	100%	94.4	1320	332	435	316
Pesticides	Aldrin	pg/g	13	5	38%	5.3	14.6	5.98	8	3.95
Pesticides	Alpha BHC	pg/g	13	13	100%	7.45	30.5	16.5	19.3	7.07
Pesticides	Beta BHC	pg/g	13	13	100%	8.97	36.3	20.5	21.9	9.3
Pesticides	Cis-Chlordane	pg/g	13	13	100%	369	4720	1220	1520	1130
Pesticides	Cis-Nonachlor	pg/g	13	13	100%	192	1140	656	645	262
Pesticides	Dieldrin	pg/g	13	13	100%	393	2950	963	1120	710
Pesticides	Endosulfan Sulfate	pg/g	13	1	8%	50.9	50.9	NA	NA	NA
Pesticides	Endrin	pg/g	13	6	46%	8.27	23.3	11.6	13.4	5.56
Pesticides	Endrin Ketone	pg/g	13	1	8%	36.2	36.2	NA	NA	NA
Pesticides	Gamma BHC (Lindane)	pg/g	13	12	92%	7.41	21.7	15.55	14.8	5.06
Pesticides	Heptachlor	pg/g	13	1	8%	9.43	9.43	NA	NA	NA
Pesticides	Heptachlor Epoxide	pg/g	13	13	100%	89.8	739	253	296	187
Pesticides	Hexachlorobenzene	pg/g	13	13	100%	127	785	360	380	205
Pesticides	Mirex	pg/g	13	12	92%	64.4	183	85.7	102	35.6
Pesticides	Oxychlordane	pg/g	13	12	92%	105	317	197	202	73.8
Pesticides	Trans-Chlordane	pg/g	13	13	100%	186	2370	559	667	566
Pesticides	Trans-Nonachlor	pg/g	13	13	100%	445	3370	1440	1620	766
Pesticides	Total Alpha + Gamma Chlordane	pg/g	13	13	100%	555	7090	1780	2190	1690
Pesticides	Total DDT (2,4)	pg/g	13	13	100%	238	2840	735	923	698
Pesticides	Total DDT (4,4)	pg/g	13	13	100%	4400	24400	13200	13800	5550
Pesticides	Total DDT (2,4 & 4,4)	pg/g	13	13	100%	4640	25900	14100	14700	6080
Physical Parameters	Moisture (Water) Content	%	13	13	100%	305	389	329	338	27.8
Physical Parameters	Percent Moisture	%	13	13	100%	75.3	79.5	76.7	77.1	1.4
Semivolatiles	1-Methylnaphthalene	ug/kg	13	3	23%	5.7	22	5.8	11.2	9.38

Table 3-35
Statistical Summary of Detected Analytes by Zone - Bluefish (Fillet)

Parameter Group	Analyte	Units	Number of Valid Results[1]	Number of Detects	Detection Frequency	Minimum Detect	Maximum Detect	Median Value	Mean of Detects	Standard Deviation
Semivolatiles	2-Methylnaphthalene	ug/kg	13	3	23%	5.6	42	5.7	17.8	21
Semivolatiles	Acenaphthene	ug/kg	13	1	8%	12	12	NA	NA	NA
Semivolatiles	Anthracene	ug/kg	13	1	8%	5.5	5.5	NA	NA	NA
Semivolatiles	C1-Naphthalenes	ug/kg	13	4	31%	5.8	42	7.15	15.5	17.7
Semivolatiles	C2-Naphthalenes	ug/kg	13	1	8%	16	16	NA	NA	NA
Semivolatiles	C3-Naphthalenes	ug/kg	13	1	8%	7.5	7.5	NA	NA	NA
Semivolatiles	Fluoranthene	ug/kg	13	2	15%	7.4	9.3	8.35	8.35	1.34
Semivolatiles	Fluorene	ug/kg	13	1	8%	11	11	NA	NA	NA
Semivolatiles	Naphthalene	ug/kg	13	4	31%	6.4	180	14.05	53.6	84.5
Semivolatiles	Phenanthrene	ug/kg	13	1	8%	20	20	NA	NA	NA
Semivolatiles	Pyrene	ug/kg	13	2	15%	5.6	17	11.3	11.3	8.06
Semivolatiles	Total HMW PAHs	ug/kg	13	2	15%	13	26.3	19.65	19.7	9.4
Semivolatiles	Total LMW PAHs	ug/kg	13	4	31%	12.1	271	16.85	79.2	128
Semivolatiles	Total PAHs	ug/kg	13	5	38%	12.1	284	21	71.2	119
SOUTH ZONE										
Aroclor PCBs	Aroclor 1254	ug/kg	2	1	50%	140	140	NA	NA	NA
Aroclor PCBs	Aroclor 1260	ug/kg	2	1	50%	25	25	NA	NA	NA
Aroclor PCBs	Aroclor 1268	ug/kg	2	1	50%	16	16	NA	NA	NA
Aroclor PCBs	Total Aroclor PCBs (Sum of 7 Aroclors)	ug/kg	2	2	100%	25	140	82.5	82.5	81.3
Aroclor PCBs	Total Aroclor PCBs (Sum of 9 Aroclors)	ug/kg	2	2	100%	41	140	90.5	90.5	70
Dioxins/Furans	1,2,3,4,6,7,8-HpCDD	ng/kg	2	2	100%	0.0756	0.0804	0.078	0.078	0.00339
Dioxins/Furans	1,2,3,4,6,7,8-HpCDF	ng/kg	2	2	100%	0.394	0.584	0.489	0.489	0.134
Dioxins/Furans	1,2,3,4,7,8,9-HpCDF	ng/kg	2	2	100%	0.0747	0.095	0.08485	0.0849	0.0144
Dioxins/Furans	1,2,3,4,7,8-HxCDD	ng/kg	2	2	100%	0.0464	0.0474	0.0469	0.0469	0.000707
Dioxins/Furans	1,2,3,4,7,8-HxCDF	ng/kg	2	1	50%	0.0987	0.0987	NA	NA	NA
Dioxins/Furans	1,2,3,6,7,8-HxCDD	ng/kg	2	2	100%	0.0738	0.125	0.0994	0.0994	0.0362
Dioxins/Furans	1,2,3,6,7,8-HxCDF	ng/kg	2	2	100%	0.0675	0.15	0.10875	0.109	0.0583
Dioxins/Furans	1,2,3,7,8,9-HxCDD	ng/kg	2	1	50%	0.0721	0.0721	NA	NA	NA
Dioxins/Furans	1,2,3,7,8,9-HxCDF	ng/kg	2	1	50%	0.0492	0.0492	NA	NA	NA
Dioxins/Furans	1,2,3,7,8-PCDD	ng/kg	2	2	100%	0.117	0.426	0.2715	0.272	0.218
Dioxins/Furans	1,2,3,7,8-PCDF	ng/kg	2	2	100%	0.219	0.432	0.3255	0.326	0.151
Dioxins/Furans	2,3,4,6,7,8-HxCDF	ng/kg	2	1	50%	0.0441	0.0441	NA	NA	NA
Dioxins/Furans	2,3,4,7,8-PCDF	ng/kg	2	2	100%	0.506	0.513	0.5095	0.51	0.00495
Dioxins/Furans	2,3,7,8-TCDD	ng/kg	2	2	100%	0.328	0.652	0.49	0.49	0.229
Dioxins/Furans	2,3,7,8-TCDF	ng/kg	2	1	50%	0.355	0.355	NA	NA	NA
Dioxins/Furans	OCDD	ng/kg	2	2	100%	0.174	0.178	0.176	0.176	0.00283
Dioxins/Furans	OCDF	ng/kg	2	1	50%	0.0617	0.0617	NA	NA	NA
Dioxins/Furans	Percent Lipids	%	2	2	100%	0.1	1.1	0.6	0.6	0.707
Metals	Aluminum	mg/kg	2	2	100%	5.35	5.59	5.47	5.47	0.17
Metals	Arsenic	mg/kg	2	2	100%	0.459	1.21	0.8345	0.835	0.531
Metals	Calcium	mg/kg	2	2	100%	310	529	419.5	420	155
Metals	Copper	mg/kg	2	2	100%	0.696	0.719	0.7075	0.708	0.0163
Metals	Iron	mg/kg	2	2	100%	7.19	9.78	8.485	8.49	1.83
Metals	Magnesium	mg/kg	2	2	100%	303	348	325.5	326	31.8
Metals	Mercury	ng/g	2	2	100%	316	396	356	356	56.6
Metals	Methyl Mercury	ng/g	2	2	100%	371	463	417	417	65.1
Metals	Potassium	mg/kg	2	2	100%	4050	4720	4385	4390	474
Metals	Selenium	mg/kg	2	2	100%	0.411	0.506	0.4585	0.459	0.0672
Metals	Sodium	mg/kg	2	2	100%	556	703	629.5	630	104
Metals	Zinc	mg/kg	2	2	100%	14.2	16.9	15.55	15.6	1.91
PCB Congeners	PCB-1	ng/kg	2	2	100%	11	35.9	23.45	23.5	17.6
PCB Congeners	PCB-10	ng/kg	2	2	100%	10.2	40.2	25.2	25.2	21.2
PCB Congeners	PCB-103	ng/kg	2	2	100%	90.6	157	123.8	124	47
PCB Congeners	PCB-104	ng/kg	2	2	100%	2.57	8.11	5.34	5.34	3.92
PCB Congeners	PCB-105	ng/kg	2	2	100%	1240	2150	1695	1700	643
PCB Congeners	PCB-107	ng/kg	2	2	100%	673	869	771	771	139
PCB Congeners	PCB-108/124	ng/kg	2	2	100%	93.2	119	106.1	106	18.2
PCB Congeners	PCB-110/115	ng/kg	2	2	100%	2850	7310	5080	5080	3150
PCB Congeners	PCB-111	ng/kg	2	2	100%	28.3	39.6	33.95	34	7.99
PCB Congeners	PCB-114	ng/kg	2	2	100%	71.4	140	105.7	106	48.5
PCB Congeners	PCB-118	ng/kg	2	2	100%	5470	9090	7280	7280	2560
PCB Congeners	PCB-12/13	ng/kg	2	1	50%	3.88	3.88	NA	NA	NA
PCB Congeners	PCB-120	ng/kg	2	2	100%	119	174	146.5	147	38.9
PCB Congeners	PCB-121	ng/kg	2	2	100%	7.58	11.9	9.74	9.74	3.05
PCB Congeners	PCB-122	ng/kg	2	2	100%	12.4	27.6	20	20	10.7

Table 3-35
Statistical Summary of Detected Analytes by Zone - Bluefish (Fillet)

Parameter Group	Analyte	Units	Number of Valid Results[1]	Number of Detects	Detection Frequency	Minimum Detect	Maximum Detect	Median Value	Mean of Detects	Standard Deviation
PCB Congeners	PCB-123	ng/kg	2	2	100%	68.5	107	87.75	87.8	27.2
PCB Congeners	PCB-127	ng/kg	2	2	100%	7	8.51	7.755	7.76	1.07
PCB Congeners	PCB-128/166	ng/kg	2	2	100%	905	1630	1267.5	1270	513
PCB Congeners	PCB-129/138/163	ng/kg	2	2	100%	8180	16900	12540	12500	6170
PCB Congeners	PCB-130	ng/kg	2	2	100%	421	897	659	659	337
PCB Congeners	PCB-131	ng/kg	2	2	100%	32.4	70.3	51.35	51.4	26.8
PCB Congeners	PCB-132	ng/kg	2	2	100%	853	1850	1351.5	1350	705
PCB Congeners	PCB-133	ng/kg	2	2	100%	394	439	416.5	417	31.8
PCB Congeners	PCB-134	ng/kg	2	2	100%	195	474	334.5	335	197
PCB Congeners	PCB-135/151	ng/kg	2	2	100%	1870	3270	2570	2570	990
PCB Congeners	PCB-136	ng/kg	2	2	100%	359	569	464	464	148
PCB Congeners	PCB-137	ng/kg	2	2	100%	218	488	353	353	191
PCB Congeners	PCB-139/140	ng/kg	2	2	100%	119	216	167.5	168	68.6
PCB Congeners	PCB-141	ng/kg	2	2	100%	546	1010	778	778	328
PCB Congeners	PCB-144	ng/kg	2	2	100%	170	282	226	226	79.2
PCB Congeners	PCB-146	ng/kg	2	2	100%	2220	3770	2995	3000	1100
PCB Congeners	PCB-147/149	ng/kg	2	2	100%	3490	7390	5440	5440	2760
PCB Congeners	PCB-148	ng/kg	2	2	100%	109	145	127	127	25.5
PCB Congeners	PCB-15	ng/kg	2	2	100%	6.32	10.2	8.26	8.26	2.74
PCB Congeners	PCB-150	ng/kg	2	2	100%	56	65.5	60.75	60.8	6.72
PCB Congeners	PCB-152	ng/kg	2	2	100%	3.59	4.46	4.025	4.03	0.615
PCB Congeners	PCB-153/168	ng/kg	2	2	100%	11200	19900	15550	15600	6150
PCB Congeners	PCB-154	ng/kg	2	2	100%	586	731	658.5	659	103
PCB Congeners	PCB-155	ng/kg	2	2	100%	75.8	96.1	85.95	86	14.4
PCB Congeners	PCB-156/157	ng/kg	2	2	100%	695	1010	852.5	853	223
PCB Congeners	PCB-158	ng/kg	2	2	100%	423	871	647	647	317
PCB Congeners	PCB-159	ng/kg	2	2	100%	2.34	2.63	2.485	2.49	0.205
PCB Congeners	PCB-16	ng/kg	2	2	100%	61.1	271	166.05	166	148
PCB Congeners	PCB-162	ng/kg	2	2	100%	90.3	116	103.15	103	18.2
PCB Congeners	PCB-164	ng/kg	2	2	100%	200	443	321.5	322	172
PCB Congeners	PCB-165	ng/kg	2	2	100%	33.7	44.1	38.9	38.9	7.35
PCB Congeners	PCB-167	ng/kg	2	2	100%	351	461	406	406	77.8
PCB Congeners	PCB-169	ng/kg	2	1	50%	2.37	2.37	NA	NA	NA
PCB Congeners	PCB-17	ng/kg	2	2	100%	107	426	266.5	267	226
PCB Congeners	PCB-170	ng/kg	2	2	100%	1160	2040	1600	1600	622
PCB Congeners	PCB-171/173	ng/kg	2	2	100%	405	736	570.5	571	234
PCB Congeners	PCB-172	ng/kg	2	2	100%	356	490	423	423	94.8
PCB Congeners	PCB-174	ng/kg	2	2	100%	660	1210	935	935	389
PCB Congeners	PCB-175	ng/kg	2	2	100%	148	183	165.5	166	24.7
PCB Congeners	PCB-176	ng/kg	2	2	100%	130	226	178	178	67.9
PCB Congeners	PCB-177	ng/kg	2	2	100%	955	1890	1422.5	1420	661
PCB Congeners	PCB-178	ng/kg	2	2	100%	1200	1410	1305	1310	148
PCB Congeners	PCB-179	ng/kg	2	2	100%	545	926	735.5	736	269
PCB Congeners	PCB-18/30	ng/kg	2	2	100%	185	747	466	466	397
PCB Congeners	PCB-180/193	ng/kg	2	2	100%	3550	6580	5065	5070	2140
PCB Congeners	PCB-181	ng/kg	2	2	100%	14.1	20.4	17.25	17.3	4.45
PCB Congeners	PCB-182	ng/kg	2	2	100%	47.8	63.5	55.65	55.7	11.1
PCB Congeners	PCB-183/185	ng/kg	2	2	100%	1790	2420	2105	2110	445
PCB Congeners	PCB-184	ng/kg	2	2	100%	22.5	39.5	31	31	12
PCB Congeners	PCB-187	ng/kg	2	2	100%	6340	8120	7230	7230	1260
PCB Congeners	PCB-188	ng/kg	2	2	100%	106	298	202	202	136
PCB Congeners	PCB-189	ng/kg	2	2	100%	77	83.8	80.4	80.4	4.81
PCB Congeners	PCB-19	ng/kg	2	2	100%	76.2	291	183.6	184	152
PCB Congeners	PCB-190	ng/kg	2	2	100%	232	415	323.5	324	129
PCB Congeners	PCB-191	ng/kg	2	2	100%	52.2	94.5	73.35	73.4	29.9
PCB Congeners	PCB-194	ng/kg	2	2	100%	1150	1670	1410	1410	368
PCB Congeners	PCB-195	ng/kg	2	2	100%	250	337	293.5	294	61.5
PCB Congeners	PCB-196	ng/kg	2	2	100%	807	1380	1093.5	1090	405
PCB Congeners	PCB-197/200	ng/kg	2	2	100%	188	271	229.5	230	58.7
PCB Congeners	PCB-198/199	ng/kg	2	2	100%	2440	4610	3525	3530	1530
PCB Congeners	PCB-2	ng/kg	2	1	50%	1.01	1.01	NA	NA	NA
PCB Congeners	PCB-20/28	ng/kg	2	2	100%	508	1410	959	959	638
PCB Congeners	PCB-201	ng/kg	2	2	100%	410	770	590	590	255
PCB Congeners	PCB-202	ng/kg	2	2	100%	1580	2630	2105	2110	742
PCB Congeners	PCB-203	ng/kg	2	2	100%	1330	2620	1975	1980	912

Table 3-35
Statistical Summary of Detected Analytes by Zone - Bluefish (Fillet)

Parameter Group	Analyte	Units	Number of Valid Results[1]	Number of Detects	Detection Frequency	Minimum Detect	Maximum Detect	Median Value	Mean of Detects	Standard Deviation
PCB Congeners	PCB-204	ng/kg	2	2	100%	4.14	12.3	8.22	8.22	5.77
PCB Congeners	PCB-205	ng/kg	2	2	100%	45.2	53.3	49.25	49.3	5.73
PCB Congeners	PCB-206	ng/kg	2	2	100%	1380	6330	3855	3860	3500
PCB Congeners	PCB-207	ng/kg	2	2	100%	154	651	402.5	403	351
PCB Congeners	PCB-208	ng/kg	2	2	100%	789	2410	1599.5	1600	1150
PCB Congeners	PCB-209	ng/kg	2	2	100%	610	2090	1350	1350	1050
PCB Congeners	PCB-21/33	ng/kg	2	2	100%	52.7	249	150.85	151	139
PCB Congeners	PCB-22	ng/kg	2	2	100%	75.7	286	180.85	181	149
PCB Congeners	PCB-23	ng/kg	2	1	50%	1.09	1.09	NA	NA	NA
PCB Congeners	PCB-25	ng/kg	2	2	100%	25.8	136	80.9	80.9	77.9
PCB Congeners	PCB-26/29	ng/kg	2	2	100%	87.3	300	193.65	194	150
PCB Congeners	PCB-27	ng/kg	2	2	100%	31.8	145	88.4	88.4	80
PCB Congeners	PCB-3	ng/kg	2	2	100%	1.28	1.46	1.37	1.37	0.127
PCB Congeners	PCB-31	ng/kg	2	2	100%	179	738	458.5	459	395
PCB Congeners	PCB-32	ng/kg	2	2	100%	120	412	266	266	206
PCB Congeners	PCB-34	ng/kg	2	2	100%	3.23	12.2	7.715	7.72	6.34
PCB Congeners	PCB-37	ng/kg	2	2	100%	17.2	29.3	23.25	23.3	8.56
PCB Congeners	PCB-38	ng/kg	2	2	100%	2.29	2.29	2.29	2.29	0
PCB Congeners	PCB-39	ng/kg	2	2	100%	0.932	5.92	3.426	3.43	3.53
PCB Congeners	PCB-4	ng/kg	2	2	100%	125	483	304	304	253
PCB Congeners	PCB-40/71	ng/kg	2	2	100%	280	770	525	525	346
PCB Congeners	PCB-41	ng/kg	2	2	100%	10.9	55.5	33.2	33.2	31.5
PCB Congeners	PCB-42	ng/kg	2	2	100%	549	552	550.5	551	2.12
PCB Congeners	PCB-43	ng/kg	2	2	100%	36.3	78.2	57.25	57.3	29.6
PCB Congeners	PCB-44/47/65	ng/kg	2	2	100%	2150	2640	2395	2400	346
PCB Congeners	PCB-45	ng/kg	1	1	50%	219	219	NA	NA	NA
PCB Congeners	PCB-46	ng/kg	2	2	100%	21	85.6	53.3	53.3	45.7
PCB Congeners	PCB-48	ng/kg	2	2	100%	41.7	243	142.35	142	142
PCB Congeners	PCB-49/69	ng/kg	2	2	100%	1610	1830	1720	1720	156
PCB Congeners	PCB-5	ng/kg	2	2	100%	0.837	2.58	1.7085	1.71	1.23
PCB Congeners	PCB-50/53	ng/kg	2	2	100%	88.5	334	211.25	211	174
PCB Congeners	PCB-51	ng/kg	2	2	100%	54.1	179	116.55	117	88.3
PCB Congeners	PCB-52	ng/kg	2	2	100%	2470	3290	2880	2880	580
PCB Congeners	PCB-54	ng/kg	2	1	50%	27.1	27.1	NA	NA	NA
PCB Congeners	PCB-56	ng/kg	2	2	100%	139	476	307.5	308	238
PCB Congeners	PCB-57	ng/kg	2	2	100%	7.84	10	8.92	8.92	1.53
PCB Congeners	PCB-58	ng/kg	2	2	100%	13.9	17.2	15.55	15.6	2.33
PCB Congeners	PCB-6	ng/kg	2	2	100%	12.4	57.7	35.05	35.1	32
PCB Congeners	PCB-60	ng/kg	2	2	100%	240	296	268	268	39.6
PCB Congeners	PCB-61/70/74/76	ng/kg	2	2	100%	2050	2430	2240	2240	269
PCB Congeners	PCB-62/75	ng/kg	2	2	100%	191	257	224	224	46.7
PCB Congeners	PCB-63	ng/kg	2	2	100%	103	153	128	128	35.4
PCB Congeners	PCB-64	ng/kg	2	2	100%	718	1150	934	934	305
PCB Congeners	PCB-66	ng/kg	2	2	100%	1640	2420	2030	2030	552
PCB Congeners	PCB-67	ng/kg	2	2	100%	23.3	49.3	36.3	36.3	18.4
PCB Congeners	PCB-68	ng/kg	2	2	100%	47.2	59.3	53.25	53.3	8.56
PCB Congeners	PCB-7	ng/kg	2	2	100%	2.38	6.47	4.425	4.43	2.89
PCB Congeners	PCB-72	ng/kg	2	2	100%	61.6	83.2	72.4	72.4	15.3
PCB Congeners	PCB-73	ng/kg	2	1	50%	7.36	7.36	NA	NA	NA
PCB Congeners	PCB-77	ng/kg	2	2	100%	26	68.7	47.35	47.4	30.2
PCB Congeners	PCB-79	ng/kg	2	2	100%	26.5	41.2	33.85	33.9	10.4
PCB Congeners	PCB-8	ng/kg	2	2	100%	46.4	168	107.2	107	86
PCB Congeners	PCB-82	ng/kg	2	2	100%	204	448	326	326	173
PCB Congeners	PCB-83	ng/kg	2	2	100%	142	351	246.5	247	148
PCB Congeners	PCB-84	ng/kg	2	2	100%	422	614	518	518	136
PCB Congeners	PCB-85/116/117	ng/kg	2	2	100%	642	1670	1156	1160	727
PCB Congeners	PCB-86/87/97/109/119/125	ng/kg	2	2	100%	1770	3750	2760	2760	1400
PCB Congeners	PCB-89	ng/kg	2	2	100%	8.84	16.8	12.82	12.8	5.63
PCB Congeners	PCB-9	ng/kg	2	2	100%	3.58	14.7	9.14	9.14	7.86
PCB Congeners	PCB-90/101/113	ng/kg	2	2	100%	4070	8470	6270	6270	3110
PCB Congeners	PCB-91	ng/kg	2	2	100%	544	1040	792	792	351
PCB Congeners	PCB-92	ng/kg	2	2	100%	808	1920	1364	1360	786
PCB Congeners	PCB-93/100	ng/kg	2	2	100%	165	214	189.5	190	34.6
PCB Congeners	PCB-94	ng/kg	2	2	100%	18	25.1	21.55	21.6	5.02
PCB Congeners	PCB-95	ng/kg	2	2	100%	1740	2590	2165	2170	601

Table 3-35
Statistical Summary of Detected Analytes by Zone - Bluefish (Fillet)

Parameter Group	Analyte	Units	Number of Valid Results[1]	Number of Detects	Detection Frequency	Minimum Detect	Maximum Detect	Median Value	Mean of Detects	Standard Deviation
PCB Congeners	PCB-96	ng/kg	2	2	100%	13.7	18.8	16.25	16.3	3.61
PCB Congeners	PCB-98/102	ng/kg	2	2	100%	94.5	107	100.75	101	8.84
PCB Congeners	PCB-99	ng/kg	2	2	100%	3820	7610	5715	5720	2680
PCB Congeners	Total PCB Congeners (209)	ng/kg	2	2	100%	124000	167000	145500	146000	30400
Pesticides	2,4'-DDD	pg/g	2	2	100%	342	440	391	391	69.3
Pesticides	2,4'-DDE	pg/g	2	2	100%	753	3050	1901.5	1900	1620
Pesticides	2,4'-DDT	pg/g	2	2	100%	106	637	371.5	372	375
Pesticides	4,4'-DDD	pg/g	2	2	100%	3560	22400	12980	13000	13300
Pesticides	4,4'-DDE	pg/g	2	2	100%	13500	69500	41500	41500	39600
Pesticides	4,4'-DDT	pg/g	2	2	100%	481	68800	34640.5	34600	48300
Pesticides	Aldrin	pg/g	2	1	50%	8.15	8.15	NA	NA	NA
Pesticides	Alpha BHC	pg/g	2	1	50%	28.8	28.8	NA	NA	NA
Pesticides	Beta BHC	pg/g	2	2	100%	9.91	36.7	23.305	23.3	18.9
Pesticides	Cis-Chlordane	pg/g	2	2	100%	1710	2170	1940	1940	325
Pesticides	Cis-Nonachlor	pg/g	2	2	100%	771	1860	1315.5	1320	770
Pesticides	Delta BHC	pg/g	2	1	50%	4.78	4.78	NA	NA	NA
Pesticides	Dieldrin	pg/g	2	2	100%	663	1520	1091.5	1090	606
Pesticides	Endosulfan Sulfate	pg/g	2	1	50%	33.1	33.1	NA	NA	NA
Pesticides	Endrin	pg/g	2	1	50%	16	16	NA	NA	NA
Pesticides	Gamma BHC (Lindane)	pg/g	2	2	100%	8.6	24	16.3	16.3	10.9
Pesticides	Heptachlor Epoxide	pg/g	2	2	100%	153	481	317	317	232
Pesticides	Hexachlorobenzene	pg/g	2	2	100%	259	541	400	400	199
Pesticides	Mirex	pg/g	2	2	100%	171	215	193	193	31.1
Pesticides	Oxychlordane	pg/g	2	2	100%	197	438	317.5	318	170
Pesticides	Trans-Chlordane	pg/g	2	2	100%	739	895	817	817	110
Pesticides	Trans-Nonachlor	pg/g	2	2	100%	1880	3330	2605	2610	1030
Pesticides	Total Alpha + Gamma Chlordane	pg/g	2	2	100%	2610	2910	2760	2760	212
Pesticides	Total DDT (2,4)	pg/g	2	2	100%	1300	4030	2665	2670	1930
Pesticides	Total DDT (4,4)	pg/g	2	2	100%	17500	161000	89250	89300	101000
Pesticides	Total DDT (2,4 & 4,4)	pg/g	2	2	100%	18800	165000	91900	91900	103000
Physical Parameters	Moisture (Water) Content	%	2	2	100%	317	355	336	336	26.9
Physical Parameters	Percent Moisture	%	2	2	100%	76	78	77	77	1.41

Footnotes:
[1]Valid results are results that were found to be valid as a result of data validation. Only valid data are used in statistical analyses. Additional details regarding rejected data are provided in Appendix E of this report.

Notes:
1. Only detected values were included in the calculation of Totals.
2. Non-detect ("U" qualified) data were excluded from the statistical analysis.

DDD = dichlorodiphenyldichloroethane
DDE = dichlorodiphenyldichloroethylene
DDT = dichlorodiphenyltrichloroethane
HMW = high molecular weight
LMW = low molecular weight
PAH = polycyclic aromatic hydrocarbon
PCB = polychlorinated biphenyl
NA = not applicable

% = percent
mg/kg = milligrams per kilogram
ng/g = nanograms per gram
ng/kg = nanograms per kilogram
pg/g = picograms per gram
ug/kg = micrograms per kilogram

Table 3-36
Statistical Summary of Detected Analytes - Striped Bass (Fillet)

Parameter Group	Analyte	Units	Number of Valid Results[1]	Number of Detects	Detection Frequency	Minimum Detect	Maximum Detect	Median Value	Mean of Detects	Standard Deviation
Aroclor PCBs	Aroclor 1248	ug/kg	18	13	72%	20	895	66	165	265
Aroclor PCBs	Aroclor 1254	ug/kg	18	18	100%	29	830	117.5	184	211
Aroclor PCBs	Aroclor 1260	ug/kg	18	16	89%	18	360	38.5	67.8	82.7
Aroclor PCBs	Total Aroclor PCBs (Sum of 7 Aroclors)	ug/kg	18	18	100%	55	1770	195	364	485
Aroclor PCBs	Total Aroclor PCBs (Sum of 9 Aroclors)	ug/kg	18	18	100%	55	1770	195	364	485
Butyltins	Dibutyltin	ug/kg	18	1	6%	3	3	NA	NA	NA
Butyltins	Tetra-N-Butyltin	ug/kg	18	1	6%	11	11	NA	NA	NA
Butyltins	Tributyltin	ug/kg	18	1	6%	6.4	6.4	NA	NA	NA
Dioxins/Furans	1,2,3,4,6,7,8-HpCDD	ng/kg	18	18	100%	0.0394	4.54	0.08375	0.359	1.05
Dioxins/Furans	1,2,3,4,6,7,8-HpCDF	ng/kg	18	18	100%	0.192	8.6	0.8375	1.36	1.9
Dioxins/Furans	1,2,3,4,7,8,9-HpCDF	ng/kg	18	9	50%	0.061	0.1346	0.0971	0.0973	0.0239
Dioxins/Furans	1,2,3,4,7,8-HxCDD	ng/kg	18	16	89%	0.0284	0.448	0.186575	0.174	0.108
Dioxins/Furans	1,2,3,4,7,8-HxCDF	ng/kg	18	14	78%	0.0255	0.9715	0.0983	0.2	0.264
Dioxins/Furans	1,2,3,6,7,8-HxCDD	ng/kg	18	18	100%	0.0336	0.4275	0.1015	0.149	0.116
Dioxins/Furans	1,2,3,6,7,8-HxCDF	ng/kg	18	18	100%	0.0421	2.915	0.3175	0.508	0.693
Dioxins/Furans	1,2,3,7,8,9-HxCDD	ng/kg	18	11	61%	0.0245	0.16	0.0495	0.0751	0.0524
Dioxins/Furans	1,2,3,7,8,9-HxCDF	ng/kg	18	18	100%	0.0358	0.238	0.0826	0.0937	0.0536
Dioxins/Furans	1,2,3,7,8-PCDD	ng/kg	18	9	50%	0.174	1.15	0.419	0.597	0.353
Dioxins/Furans	1,2,3,7,8-PCDF	ng/kg	18	18	100%	0.318	3.84	1.55	1.82	0.947
Dioxins/Furans	2,3,4,6,7,8-HxCDF	ng/kg	18	11	61%	0.0255	0.27	0.0562	0.0973	0.0773
Dioxins/Furans	2,3,4,7,8-PCDF	ng/kg	18	18	100%	0.309	7.265	0.8665	1.48	1.73
Dioxins/Furans	2,3,7,8-TCDD	ng/kg	18	18	100%	0.226	24.45	0.643	3	6.2
Dioxins/Furans	2,3,7,8-TCDF	ng/kg	18	18	100%	0.266	7.47	1.5475	1.96	1.79
Dioxins/Furans	OCDD	ng/kg	18	18	100%	0.104	53.4	0.18825	3.16	12.5
Dioxins/Furans	OCDF	ng/kg	18	18	100%	0.0499	0.487	0.1035	0.138	0.106
Dioxins/Furans	Percent Lipids	%	18	18	100%	0.59	5.3	3.45	2.99	1.47
Metals	Antimony	mg/kg	18	1	6%	0.0755	0.0755	NA	NA	NA
Metals	Arsenic	mg/kg	18	18	100%	0.4055	1.6	1.15	1.16	0.279
Metals	Calcium	mg/kg	18	18	100%	65.5	1440.75	96.55	172	318
Metals	Chromium	mg/kg	18	5	28%	0.125	0.228	0.192	0.178	0.043
Metals	Copper	mg/kg	18	18	100%	0.305	0.782	0.4885	0.507	0.14
Metals	Iron	mg/kg	18	14	78%	4.18	9.82	6.33	6.54	1.54
Metals	Lead	mg/kg	18	1	6%	0.0358	0.0358	NA	NA	NA
Metals	Magnesium	mg/kg	18	18	100%	214	317	266	268	24.4
Metals	Manganese	mg/kg	18	3	17%	0.163	0.236	0.164	0.188	0.0419
Metals	Mercury	ng/g	18	18	100%	104	485	236.5	250	78.4
Metals	Methyl Mercury	ng/g	16	16	89%	129	576	276	294	101
Metals	Potassium	mg/kg	18	18	100%	3140	4940	4305	4240	389
Metals	Selenium	mg/kg	18	18	100%	0.2645	0.444	0.3535	0.359	0.0471
Metals	Sodium	mg/kg	18	18	100%	434.5	699.5	541	536	65.2
Metals	Titanium	mg/kg	18	1	6%	0.338	0.338	NA	NA	NA
Metals	Vanadium	mg/kg	18	1	6%	0.0218	0.0218	NA	NA	NA
Metals	Zinc	mg/kg	18	18	100%	4.76	10.7	6.505	6.72	1.35
PCB Congeners	PCB-1	ng/kg	16	16	89%	11.7	419	24.6	84.1	135
PCB Congeners	PCB-10	ng/kg	18	18	100%	20.2	770	37.975	176	274
PCB Congeners	PCB-103	ng/kg	18	18	100%	106	1865	232	390	432
PCB Congeners	PCB-104	ng/kg	18	13	72%	2.65	270	10	32.3	72.8
PCB Congeners	PCB-105	ng/kg	17	17	94%	1300	13000	2390	2980	2700
PCB Congeners	PCB-106	ng/kg	18	1	6%	17.7	17.7	NA	NA	NA
PCB Congeners	PCB-107	ng/kg	18	18	100%	663	6445	1400	1850	1380
PCB Congeners	PCB-108/124	ng/kg	18	18	100%	119	2450	247.5	400	539
PCB Congeners	PCB-11	ng/kg	18	16	89%	25.1	114.35	63.25	67.9	30.2
PCB Congeners	PCB-110/115	ng/kg	9	9	50%	4180	42200	7870	11900	11900
PCB Congeners	PCB-111	ng/kg	18	18	100%	20.5	175	50	64.1	35.9
PCB Congeners	PCB-112	ng/kg	18	4	22%	21.1	1000	31.255	271	486
PCB Congeners	PCB-114	ng/kg	18	18	100%	62.6	1750	144	287	423
PCB Congeners	PCB-118	ng/kg	18	18	100%	6980	75950	11900	18300	18400
PCB Congeners	PCB-12/13	ng/kg	18	14	78%	3.01	58.85	6.2525	11	14.8
PCB Congeners	PCB-120	ng/kg	18	18	100%	88.5	751	226	285	158
PCB Congeners	PCB-121	ng/kg	18	18	100%	9.68	78.25	16.9	25.9	20.5
PCB Congeners	PCB-122	ng/kg	18	17	94%	14.6	574	30.2	72	133

Table 3-36
Statistical Summary of Detected Analytes - Striped Bass (Fillet)

Parameter Group	Analyte	Units	Number of Valid Results[1]	Number of Detects	Detection Frequency	Minimum Detect	Maximum Detect	Median Value	Mean of Detects	Standard Deviation
PCB Congeners	PCB-123	ng/kg	18	15	83%	77.9	1316	171	282	333
PCB Congeners	PCB-126	ng/kg	17	12	67%	11.9	334	28.25	64.8	94.7
PCB Congeners	PCB-127	ng/kg	15	13	72%	11.55	53.7	16.9	21.3	13.2
PCB Congeners	PCB-128/166	ng/kg	18	18	100%	932	6595	1895	2400	1630
PCB Congeners	PCB-129/138/163	ng/kg	18	18	100%	8660	67700	18375	24500	17600
PCB Congeners	PCB-130	ng/kg	18	18	100%	384	2965	998.5	1230	774
PCB Congeners	PCB-131	ng/kg	18	18	100%	34.6	548.5	79.45	117	125
PCB Congeners	PCB-132	ng/kg	10	10	56%	1100	12600	2025	3720	3640
PCB Congeners	PCB-133	ng/kg	18	18	100%	263	1560	584.5	693	386
PCB Congeners	PCB-134	ng/kg	10	10	56%	267	1965	449	723	572
PCB Congeners	PCB-135/151	ng/kg	15	15	83%	2350	21050	4440	5670	4720
PCB Congeners	PCB-136	ng/kg	15	15	83%	338	5900	698	1060	1370
PCB Congeners	PCB-137	ng/kg	18	18	100%	222	2610	446.5	712	713
PCB Congeners	PCB-139/140	ng/kg	18	18	100%	130	1065.5	274	377	288
PCB Congeners	PCB-14	ng/kg	18	1	6%	1.81	1.81	NA	NA	NA
PCB Congeners	PCB-141	ng/kg	18	18	100%	500	9035	1025	1750	2090
PCB Congeners	PCB-143	ng/kg	10	2	11%	60.2	68.65	64.425	64.4	5.98
PCB Congeners	PCB-144	ng/kg	15	15	83%	207	2720	409	580	627
PCB Congeners	PCB-145	ng/kg	15	6	33%	1.67	17.9	2.495	4.94	6.38
PCB Congeners	PCB-146	ng/kg	10	10	56%	3250	15200	6782.5	7300	4130
PCB Congeners	PCB-147/149	ng/kg	18	18	100%	3430	38850	8085	11200	9200
PCB Congeners	PCB-148	ng/kg	15	15	83%	57.5	514	158	197	118
PCB Congeners	PCB-15	ng/kg	16	7	39%	19.4	69.55	23.3	33.2	18.1
PCB Congeners	PCB-150	ng/kg	15	15	83%	27	322	80.9	107	77.8
PCB Congeners	PCB-152	ng/kg	15	15	83%	3.45	96.55	6.24	12.8	23.4
PCB Congeners	PCB-153/168	ng/kg	18	18	100%	9950	85300	22625	30400	22100
PCB Congeners	PCB-154	ng/kg	15	15	83%	371	3060	908	1120	719
PCB Congeners	PCB-155	ng/kg	18	18	100%	50.9	731.5	107	165	168
PCB Congeners	PCB-156/157	ng/kg	18	18	100%	642	6540	1245	1700	1520
PCB Congeners	PCB-158	ng/kg	18	18	100%	459	4790	903.5	1330	1270
PCB Congeners	PCB-159	ng/kg	18	6	33%	3.14	55.9	9.055	15.2	20.2
PCB Congeners	PCB-16	ng/kg	18	18	100%	62.3	5800	159.75	677	1380
PCB Congeners	PCB-160	ng/kg	18	2	11%	47.15	86.4	66.775	66.8	27.8
PCB Congeners	PCB-161	ng/kg	10	1	6%	30.6	30.6	NA	NA	NA
PCB Congeners	PCB-162	ng/kg	18	18	100%	60.3	556	163	207	139
PCB Congeners	PCB-164	ng/kg	18	18	100%	228	2725	405.5	633	637
PCB Congeners	PCB-165	ng/kg	10	10	56%	40.95	235	81.55	93.5	58.6
PCB Congeners	PCB-167	ng/kg	18	18	100%	321	2590	665.5	843	600
PCB Congeners	PCB-169	ng/kg	18	4	22%	1.88	7.88	3.385	4.13	2.75
PCB Congeners	PCB-17	ng/kg	18	18	100%	111	13480	368.5	1700	3300
PCB Congeners	PCB-170	ng/kg	18	18	100%	1250	9965	2180	3170	2610
PCB Congeners	PCB-171/173	ng/kg	10	10	56%	514	3300	1012	1550	1160
PCB Congeners	PCB-172	ng/kg	18	18	100%	275	2340	550.25	788	641
PCB Congeners	PCB-174	ng/kg	10	10	56%	631	7685	1215	2260	2250
PCB Congeners	PCB-175	ng/kg	8	8	44%	141	794	280.75	348	245
PCB Congeners	PCB-176	ng/kg	18	18	100%	78.2	1277	262	361	307
PCB Congeners	PCB-177	ng/kg	10	10	56%	1200	7200	2485	3100	1990
PCB Congeners	PCB-178	ng/kg	10	10	56%	1010	5540	2260	2510	1530
PCB Congeners	PCB-179	ng/kg	18	18	100%	435	4230	1125	1480	1100
PCB Congeners	PCB-18/30	ng/kg	18	18	100%	177	20450	507.5	2460	4980
PCB Congeners	PCB-180/193	ng/kg	18	18	100%	3890	29900	7207.5	10100	8710
PCB Congeners	PCB-181	ng/kg	10	10	56%	12.8	132.65	28.025	49.7	43.5
PCB Congeners	PCB-182	ng/kg	10	10	56%	41.1	265	82.8	96.3	69.2
PCB Congeners	PCB-183/185	ng/kg	10	10	56%	1730	10900	3570	5080	3750
PCB Congeners	PCB-184	ng/kg	18	17	94%	13.9	346	42.6	69.2	80
PCB Congeners	PCB-187	ng/kg	8	8	44%	6600	36700	12597.5	15300	10700
PCB Congeners	PCB-188	ng/kg	18	18	100%	47	669	163.5	194	135
PCB Congeners	PCB-189	ng/kg	18	18	100%	55.7	514	108.475	154	127
PCB Congeners	PCB-19	ng/kg	18	18	100%	55.9	4240	145.5	721	1180
PCB Congeners	PCB-190	ng/kg	18	18	100%	226	2290	451.5	671	617
PCB Congeners	PCB-191	ng/kg	18	18	100%	54.6	460	99.85	144	129

Table 3-36
Statistical Summary of Detected Analytes - Striped Bass (Fillet)

Parameter Group	Analyte	Units	Number of Valid Results[1]	Number of Detects	Detection Frequency	Minimum Detect	Maximum Detect	Median Value	Mean of Detects	Standard Deviation
PCB Congeners	PCB-192	ng/kg	10	1	6%	1.39	1.39	NA	NA	NA
PCB Congeners	PCB-194	ng/kg	18	18	100%	725	6285	1450	2000	1570
PCB Congeners	PCB-195	ng/kg	18	18	100%	220	2015	409.5	576	502
PCB Congeners	PCB-196	ng/kg	18	18	100%	486	4110	1064.25	1410	1070
PCB Congeners	PCB-197/200	ng/kg	18	18	100%	108	1020	266	351	257
PCB Congeners	PCB-198/199	ng/kg	18	18	100%	1350	11900	3100	4040	2830
PCB Congeners	PCB-2	ng/kg	18	13	72%	0.857	9.315	1.69	2.33	2.18
PCB Congeners	PCB-20/28	ng/kg	18	18	100%	489	71800	1765	7400	17200
PCB Congeners	PCB-201	ng/kg	18	18	100%	224	2500	608.5	763	526
PCB Congeners	PCB-202	ng/kg	18	18	100%	684	6190	1980	2140	1250
PCB Congeners	PCB-203	ng/kg	18	18	100%	924	6510	1652.5	2130	1730
PCB Congeners	PCB-204	ng/kg	18	16	89%	3.03	41.5	8.075	11	9.18
PCB Congeners	PCB-205	ng/kg	18	18	100%	35.3	323.5	72.85	99.2	82.8
PCB Congeners	PCB-206	ng/kg	18	18	100%	1160	11500	2890	3250	2360
PCB Congeners	PCB-207	ng/kg	18	18	100%	153	1550	370.5	421	318
PCB Congeners	PCB-208	ng/kg	18	18	100%	722	6100	1580	1720	1210
PCB Congeners	PCB-209	ng/kg	16	16	89%	817	3440	2090	1980	699
PCB Congeners	PCB-21/33	ng/kg	18	18	100%	73.5	9270	185.5	872	2150
PCB Congeners	PCB-22	ng/kg	18	18	100%	82.5	12730	239.5	1190	2970
PCB Congeners	PCB-23	ng/kg	18	12	67%	0.735	33.65	1.94	5.19	9.28
PCB Congeners	PCB-24	ng/kg	18	3	17%	6.065	143.97	139	96.3	78.2
PCB Congeners	PCB-25	ng/kg	18	18	100%	54	11055	171.5	1010	2560
PCB Congeners	PCB-26/29	ng/kg	18	18	100%	99.9	14525	351	1550	3370
PCB Congeners	PCB-27	ng/kg	18	18	100%	38.8	3210	128.75	523	865
PCB Congeners	PCB-3	ng/kg	15	3	17%	2.29	17.3	5.22	8.27	7.96
PCB Congeners	PCB-31	ng/kg	18	18	100%	276	42550	821	4120	9980
PCB Congeners	PCB-32	ng/kg	18	18	100%	93.9	10250	304.5	1320	2500
PCB Congeners	PCB-34	ng/kg	18	18	100%	4.96	635	18.35	66.5	147
PCB Congeners	PCB-35	ng/kg	18	4	22%	0.963	3.36	1.06	1.61	1.17
PCB Congeners	PCB-36	ng/kg	18	3	17%	46	67.1	52.3	55.1	10.8
PCB Congeners	PCB-37	ng/kg	18	18	100%	21.2	1124	54.4	134	267
PCB Congeners	PCB-38	ng/kg	18	13	72%	0.815	61.35	3.65	8.38	16.4
PCB Congeners	PCB-39	ng/kg	18	18	100%	2.82	340	8.76	33.4	79
PCB Congeners	PCB-4	ng/kg	18	18	100%	140	6155	273.5	1230	1930
PCB Congeners	PCB-40/71	ng/kg	18	18	100%	419	32100	1375	4020	7610
PCB Congeners	PCB-41	ng/kg	18	17	94%	16.8	1905	55.7	224	469
PCB Congeners	PCB-42	ng/kg	18	18	100%	333	24300	939.5	2920	5700
PCB Congeners	PCB-43	ng/kg	18	18	100%	37.4	2685	108	345	640
PCB Congeners	PCB-44/47/65	ng/kg	18	18	100%	1240	95200	4355	12200	23000
PCB Congeners	PCB-45	ng/kg	18	18	100%	52.1	5425	140	695	1360
PCB Congeners	PCB-46	ng/kg	18	18	100%	20.2	2310	58.2	269	559
PCB Congeners	PCB-48	ng/kg	18	18	100%	116	10850	345.5	1200	2550
PCB Congeners	PCB-49/69	ng/kg	18	18	100%	1170	74100	3620	10300	17800
PCB Congeners	PCB-5	ng/kg	18	9	50%	0.858	23.75	2.77	4.88	7.26
PCB Congeners	PCB-50/53	ng/kg	18	18	100%	105	10485	420.75	1290	2510
PCB Congeners	PCB-51	ng/kg	18	18	100%	60.7	9090	237	919	2110
PCB Congeners	PCB-52	ng/kg	18	18	100%	1400	100450	5035	13800	24700
PCB Congeners	PCB-54	ng/kg	18	15	83%	2.92	602	9.2	67.5	153
PCB Congeners	PCB-55	ng/kg	18	5	28%	18.46	503.5	43.9	133	207
PCB Congeners	PCB-56	ng/kg	18	18	100%	266	24700	692.5	2450	5740
PCB Congeners	PCB-57	ng/kg	18	18	100%	13.7	482	42.175	88.4	111
PCB Congeners	PCB-58	ng/kg	18	18	100%	16.8	487.5	32.85	70.2	109
PCB Congeners	PCB-6	ng/kg	18	18	100%	14	2090	30.65	201	486
PCB Congeners	PCB-60	ng/kg	18	18	100%	171	9280	450	1200	2240
PCB Congeners	PCB-61/70/74/76	ng/kg	18	18	100%	1910	130000	4403.9325	14500	30900
PCB Congeners	PCB-62/75	ng/kg	18	18	100%	100	7055	351.25	937	1710
PCB Congeners	PCB-63	ng/kg	18	18	100%	96	3860	274.5	550	889
PCB Congeners	PCB-64	ng/kg	18	18	100%	387	33600	1255	3960	8010
PCB Congeners	PCB-66	ng/kg	18	18	100%	1610	81900	3185	10400	19900
PCB Congeners	PCB-67	ng/kg	18	18	100%	38.1	2105	87.75	253	482
PCB Congeners	PCB-68	ng/kg	18	18	100%	67.8	1377.5	134	252	310

Table 3-36
Statistical Summary of Detected Analytes - Striped Bass (Fillet)

Parameter Group	Analyte	Units	Number of Valid Results[1]	Number of Detects	Detection Frequency	Minimum Detect	Maximum Detect	Median Value	Mean of Detects	Standard Deviation
PCB Congeners	PCB-7	ng/kg	18	16	89%	2.37	153.3	10.1925	21.2	37.7
PCB Congeners	PCB-72	ng/kg	18	17	94%	74.2	1745	152	321	417
PCB Congeners	PCB-73	ng/kg	18	7	39%	11.1	142	51.2	53.1	44.3
PCB Congeners	PCB-77	ng/kg	18	18	100%	79.8	2955	189	413	704
PCB Congeners	PCB-79	ng/kg	18	18	100%	31.6	583.5	67.15	109	125
PCB Congeners	PCB-8	ng/kg	18	18	100%	46.3	3590	92.975	427	842
PCB Congeners	PCB-80	ng/kg	18	15	83%	1.4	10.1	4.3	5	2.59
PCB Congeners	PCB-81	ng/kg	17	7	39%	5.1	73.2	8.21	18.5	24.5
PCB Congeners	PCB-82	ng/kg	18	18	100%	201	6175	435.5	926	1430
PCB Congeners	PCB-83	ng/kg	18	18	100%	148	2810	311	551	663
PCB Congeners	PCB-84	ng/kg	18	18	100%	276	12040	639	1710	2900
PCB Congeners	PCB-85/116/117	ng/kg	18	18	100%	910	13850	1760	3020	3400
PCB Congeners	PCB-86/87/97/109/119/125	ng/kg	18	18	100%	2180	43100	4650	7980	9910
PCB Congeners	PCB-88	ng/kg	18	3	17%	75.9	1310	188.45	525	682
PCB Congeners	PCB-89	ng/kg	18	18	100%	10.7	681	22.95	75.3	159
PCB Congeners	PCB-9	ng/kg	18	16	89%	3.42	249.5	8.0325	30.8	60.7
PCB Congeners	PCB-90/101/113	ng/kg	18	18	100%	5060	77650	10400	16800	18600
PCB Congeners	PCB-91	ng/kg	16	16	89%	525	14170	1235	2250	3270
PCB Congeners	PCB-92	ng/kg	18	18	100%	1000	14575	2070	3400	3520
PCB Congeners	PCB-93/100	ng/kg	18	18	100%	103	3965	264	617	944
PCB Congeners	PCB-94	ng/kg	18	18	100%	12.1	518	26.8	69.2	123
PCB Congeners	PCB-95	ng/kg	18	18	100%	1320	39150	3375	6550	9350
PCB Congeners	PCB-96	ng/kg	18	15	83%	10.8	617.5	34.8	87.1	162
PCB Congeners	PCB-98/102	ng/kg	18	18	100%	92.2	3285	224.5	496	765
PCB Congeners	PCB-99	ng/kg	18	18	100%	5010	50500	9925	14500	13200
PCB Congeners	Total PCB Congeners (209)	ng/kg	18	18	100%	93200	1725000	196500	346000	411000
Pesticides	2,4'-DDD	pg/g	18	18	100%	286	103000	1990	8240	23800
Pesticides	2,4'-DDE	pg/g	18	18	100%	130	39700	788	3450	9150
Pesticides	2,4'-DDT	pg/g	18	18	100%	36.7	8380	222.5	697	1920
Pesticides	4,4'-DDD	pg/g	18	18	100%	2360	418000	7892.5	35600	97400
Pesticides	4,4'-DDE	pg/g	18	18	100%	8870	423000	20150	53700	98800
Pesticides	4,4'-DDT	pg/g	18	18	100%	293	41000	1195	3600	9390
Pesticides	Aldrin	pg/g	18	12	67%	2.32	194	7.755	25.3	54
Pesticides	Alpha BHC	pg/g	18	18	100%	8.89	103	46.8	45.9	27.7
Pesticides	Beta BHC	pg/g	18	17	94%	5.91	61.6	33.15	33.2	17.2
Pesticides	Cis-Chlordane	pg/g	18	18	100%	830	106150	2450	9990	24700
Pesticides	Cis-Nonachlor	pg/g	18	18	100%	735	28750	1875	3970	6810
Pesticides	Delta BHC	pg/g	18	5	28%	2.69	5.18	3.87	3.96	1.11
Pesticides	Dieldrin	pg/g	18	18	100%	501	28000	1700	3960	6680
Pesticides	Endosulfan Sulfate	pg/g	18	1	6%	52.4	52.4	NA	NA	NA
Pesticides	Endrin	pg/g	18	10	56%	12.6	54.2	25.175	28.8	13.2
Pesticides	Gamma BHC (Lindane)	pg/g	18	17	94%	7.81	65.3	27.75	30.1	16.7
Pesticides	Heptachlor	pg/g	18	6	33%	5.64	34.75	11.29	17.2	12.8
Pesticides	Heptachlor Epoxide	pg/g	18	18	100%	132	4310	322	764	1050
Pesticides	Hexachlorobenzene	pg/g	18	18	100%	178	2630	657	720	628
Pesticides	Mirex	pg/g	17	17	94%	47.8	510	133	159	130
Pesticides	Oxychlordane	pg/g	18	18	100%	144	8230	488.75	1340	2500
Pesticides	Trans-Chlordane	pg/g	18	18	100%	172	18550	450.25	1840	4350
Pesticides	Trans-Nonachlor	pg/g	18	18	100%	1630	70750	4710	9590	16400
Pesticides	Total Alpha + Gamma Chlordane	pg/g	18	18	100%	1000	124950	2860	11800	29100
Pesticides	Total DDT (2,4)	pg/g	18	18	100%	453	151000	3010	12400	34800
Pesticides	Total DDT (4,4)	pg/g	18	18	100%	12400	882000	27850	92900	205000
Pesticides	Total DDT (2,4 & 4,4)	pg/g	18	18	100%	13700	1030000	31150	105000	238000
Physical Parameters	Moisture (Water) Content	%	18	18	100%	265	378	314	318	34.9
Physical Parameters	Percent Moisture	%	18	18	100%	72.6	79.1	75.8	75.9	2
Semivolatiles	1-Methylnaphthalene	ug/kg	18	2	11%	9.9	11	10.45	10.5	0.778
Semivolatiles	2-Methylnaphthalene	ug/kg	18	2	11%	15	18	16.5	16.5	2.12
Semivolatiles	Acenaphthene	ug/kg	18	1	6%	6	6	NA	NA	NA
Semivolatiles	C1-Naphthalenes	ug/kg	18	3	17%	5.7	16	12	11.2	5.19
Semivolatiles	C2-Naphthalenes	ug/kg	18	4	22%	6.3	11	8.25	8.45	2.11
Semivolatiles	C3-Naphthalenes	ug/kg	18	1	6%	7.6	7.6	NA	NA	NA

Table 3-36
Statistical Summary of Detected Analytes - Striped Bass (Fillet)

Parameter Group	Analyte	Units	Number of Valid Results[1]	Number of Detects	Detection Frequency	Minimum Detect	Maximum Detect	Median Value	Mean of Detects	Standard Deviation
Semivolatiles	Naphthalene	ug/kg	18	2	11%	7.9	8	7.95	7.95	0.0707
Semivolatiles	Phenanthrene	ug/kg	18	1	6%	5.4	5.4	NA	NA	NA
Semivolatiles	Total LMW PAHs	ug/kg	18	4	22%	5.4	26	14.45	15.1	10.9
Semivolatiles	Total PAHs	ug/kg	18	4	22%	5.4	26	14.45	15.1	10.9

Footnotes:
[1]Valid results are results that were found to be valid as a result of data validation. Only valid data are used in statistical analyses. Additional details regarding rejected data are provided in Appendix E of this report.

Notes:
1. Only detected values were included in the calculation of Totals.
2. Non-detect ("U" qualified) data were excluded from the statistical analysis.

DDD = dichlorodiphenyldichloroethane
DDE = dichlorodiphenyldichloroethylene
DDT = dichlorodiphenyltrichloroethane
HMW = high molecular weight
LMW = low molecular weight
PAH = polycyclic aromatic hydrocarbon
PCB = polychlorinated biphenyl
NA = not applicable

% = percent
mg/kg = milligrams per kilogram
ng/g = nanograms per gram
ng/kg = nanograms per kilogram
pg/g = picograms per gram
ug/kg = micrograms per kilogram

Table 3-37
Statistical Summary of Detected Analytes - Summer Flounder (Fillet)

Parameter Group	Analyte	Units	Number of Valid Results[1]	Number of Detects	Detection Frequency	Minimum Detect	Maximum Detect	Median Value	Mean of Detects	Standard Deviation
Aroclor PCBs	Aroclor 1248	ug/kg	18	15	83%	22	190	49	66.5	52.9
Aroclor PCBs	Aroclor 1254	ug/kg	18	18	100%	17	340	45	77.8	78.6
Aroclor PCBs	Aroclor 1260	ug/kg	18	7	39%	11	210	37	62.4	67.3
Aroclor PCBs	Total Aroclor PCBs (Sum of 7 Aroclors)	ug/kg	18	18	100%	17	740	80	157	178
Aroclor PCBs	Total Aroclor PCBs (Sum of 9 Aroclors)	ug/kg	18	18	100%	17	740	80	157	178
Butyltins	Tributyltin	ug/kg	18	5	28%	1.5	2.1	1.5	1.66	0.261
Dioxins/Furans	1,2,3,4,6,7,8-HpCDD	ng/kg	18	18	100%	0.0814	0.597	0.225	0.259	0.125
Dioxins/Furans	1,2,3,4,6,7,8-HpCDF	ng/kg	18	18	100%	0.101	0.82	0.301	0.39	0.256
Dioxins/Furans	1,2,3,4,7,8,9-HpCDF	ng/kg	18	17	94%	0.0241	0.216	0.0574	0.0786	0.0542
Dioxins/Furans	1,2,3,4,7,8-HxCDD	ng/kg	18	16	89%	0.016	0.164	0.05375	0.0645	0.0371
Dioxins/Furans	1,2,3,4,7,8-HxCDF	ng/kg	18	18	100%	0.0974	1	0.2795	0.378	0.265
Dioxins/Furans	1,2,3,6,7,8-HxCDD	ng/kg	18	18	100%	0.0709	0.435	0.1905	0.208	0.113
Dioxins/Furans	1,2,3,6,7,8-HxCDF	ng/kg	18	18	100%	0.0813	0.425	0.1965	0.219	0.112
Dioxins/Furans	1,2,3,7,8,9-HxCDD	ng/kg	18	16	89%	0.0308	0.178	0.086	0.0964	0.0433
Dioxins/Furans	1,2,3,7,8,9-HxCDF	ng/kg	18	18	100%	0.0348	0.271	0.0943	0.11	0.0656
Dioxins/Furans	1,2,3,7,8-PCDD	ng/kg	18	8	44%	0.241	0.472	0.3075	0.332	0.0786
Dioxins/Furans	1,2,3,7,8-PCDF	ng/kg	18	17	94%	0.0627	0.801	0.239	0.289	0.177
Dioxins/Furans	2,3,4,6,7,8-HxCDF	ng/kg	18	17	94%	0.0229	0.186	0.0857	0.0908	0.0518
Dioxins/Furans	2,3,4,7,8-PCDF	ng/kg	18	18	100%	0.273	1.55	0.6845	0.74	0.376
Dioxins/Furans	2,3,7,8-TCDD	ng/kg	18	17	94%	1.26	10.4	4.53	4.61	2.55
Dioxins/Furans	2,3,7,8-TCDF	ng/kg	18	16	89%	0.062	0.591	0.1775	0.218	0.162
Dioxins/Furans	OCDD	ng/kg	18	18	100%	0.119	0.633	0.387	0.395	0.135
Dioxins/Furans	OCDF	ng/kg	18	18	100%	0.0415	0.324	0.1585	0.162	0.0895
Dioxins/Furans	Percent Lipids	%	18	17	94%	0.2	10	0.78	1.82	3.06
Metals	Arsenic	mg/kg	18	18	100%	0.597	3.6	1.38	1.52	0.654
Metals	Calcium	mg/kg	18	18	100%	207	2100	681	755	444
Metals	Chromium	mg/kg	18	4	22%	0.106	1.23	0.159	0.414	0.545
Metals	Cobalt	mg/kg	18	2	11%	0.184	2.16	1.172	1.17	1.4
Metals	Copper	mg/kg	18	18	100%	0.132	0.391	0.176	0.186	0.0569
Metals	Iron	mg/kg	18	1	6%	5.13	5.13	NA	NA	NA
Metals	Magnesium	mg/kg	18	18	100%	333	390	364.5	361	15.9
Metals	Manganese	mg/kg	18	16	89%	0.181	0.419	0.289	0.298	0.076
Metals	Mercury	ng/g	18	18	100%	67.1	348	124.5	150	66.8
Metals	Methyl Mercury	ng/g	18	18	100%	65.9	400	157.5	180	79.2
Metals	Nickel	mg/kg	18	1	6%	0.459	0.459	NA	NA	NA
Metals	Potassium	mg/kg	18	18	100%	4500	5160	4800	4800	188
Metals	Selenium	mg/kg	18	18	100%	0.431	0.819	0.576	0.599	0.108
Metals	Sodium	mg/kg	18	18	100%	363	529	442	439	41.5
Metals	Zinc	mg/kg	18	18	100%	4.47	7.93	6.68	6.39	1.1
PCB Congeners	PCB-1	ng/kg	17	17	94%	8.13	41.1	18.7	21.4	10.5
PCB Congeners	PCB-10	ng/kg	18	18	100%	13.8	93.4	36.85	42.4	23.3
PCB Congeners	PCB-103	ng/kg	18	18	100%	9.53	410	60.9	93.8	95
PCB Congeners	PCB-104	ng/kg	18	17	94%	1.98	43.4	5.74	10.2	9.73
PCB Congeners	PCB-105	ng/kg	17	17	94%	375	7340	1650	2000	1780
PCB Congeners	PCB-107	ng/kg	18	18	100%	100	2170	431.5	659	534
PCB Congeners	PCB-108/124	ng/kg	18	18	100%	11.6	414	81.9	118	102
PCB Congeners	PCB-11	ng/kg	18	9	50%	18.3	56.7	31	33.5	13.7
PCB Congeners	PCB-110/115	ng/kg	17	16	89%	428	17600	3085	4030	4180
PCB Congeners	PCB-111	ng/kg	18	18	100%	2.99	67.1	12.4	17	15.3
PCB Congeners	PCB-112	ng/kg	18	3	17%	2.08	8.11	6.81	5.67	3.17
PCB Congeners	PCB-114	ng/kg	18	18	100%	35.6	615	124.9	174	150
PCB Congeners	PCB-118	ng/kg	18	18	100%	1650	29300	5495	7970	6950
PCB Congeners	PCB-12/13	ng/kg	18	17	94%	2.1	8.71	3.62	4.62	2.22
PCB Congeners	PCB-120	ng/kg	18	18	100%	13.7	287	54.3	75.3	66.4
PCB Congeners	PCB-121	ng/kg	18	17	94%	1.76	38.2	6.53	9.02	8.85
PCB Congeners	PCB-122	ng/kg	18	16	89%	2.82	41	5.84	10.5	10
PCB Congeners	PCB-123	ng/kg	18	17	94%	22.3	519	95.2	134	126
PCB Congeners	PCB-126	ng/kg	14	11	61%	5.49	112	26.4	36.3	30.5
PCB Congeners	PCB-127	ng/kg	17	16	89%	1.38	39.7	7.35	9.36	9.14
PCB Congeners	PCB-128/166	ng/kg	18	18	100%	119	3520	444	724	796

Table 3-37
Statistical Summary of Detected Analytes - Summer Flounder (Fillet)

Parameter Group	Analyte	Units	Number of Valid Results[1]	Number of Detects	Detection Frequency	Minimum Detect	Maximum Detect	Median Value	Mean of Detects	Standard Deviation
PCB Congeners	PCB-129/138/163	ng/kg	18	18	100%	1230	37700	4995	7650	8470
PCB Congeners	PCB-130	ng/kg	18	18	100%	31.6	1310	246	359	308
PCB Congeners	PCB-131	ng/kg	18	17	94%	3.46	96.5	12.5	17.3	21.9
PCB Congeners	PCB-132	ng/kg	18	18	100%	49.2	2880	359.5	551	651
PCB Congeners	PCB-133	ng/kg	18	18	100%	39.9	934	171.5	233	212
PCB Congeners	PCB-134	ng/kg	18	18	100%	8.27	396	45.3	77.5	89.1
PCB Congeners	PCB-135/151	ng/kg	18	18	100%	155	6110	1315	1690	1450
PCB Congeners	PCB-136	ng/kg	18	18	100%	23.9	850	144.5	200	192
PCB Congeners	PCB-137	ng/kg	18	18	100%	53.5	1760	222.5	348	396
PCB Congeners	PCB-139/140	ng/kg	18	18	100%	14	642	56.95	111	146
PCB Congeners	PCB-14	ng/kg	18	2	11%	1.65	2.8	2.225	2.23	0.813
PCB Congeners	PCB-141	ng/kg	18	18	100%	48.2	3150	371	637	713
PCB Congeners	PCB-142	ng/kg	18	1	6%	2.1	2.1	NA	NA	NA
PCB Congeners	PCB-143	ng/kg	18	1	6%	7.45	7.45	NA	NA	NA
PCB Congeners	PCB-144	ng/kg	18	18	100%	14.6	767	123	179	176
PCB Congeners	PCB-145	ng/kg	18	1	6%	2.82	2.82	NA	NA	NA
PCB Congeners	PCB-146	ng/kg	18	18	100%	261	7300	1285	1730	1660
PCB Congeners	PCB-147/149	ng/kg	18	18	100%	219	11800	1685	2560	2740
PCB Congeners	PCB-148	ng/kg	18	18	100%	10.8	177	36.3	45.1	40.2
PCB Congeners	PCB-15	ng/kg	18	12	67%	6.93	39.2	26.55	23.1	12.7
PCB Congeners	PCB-150	ng/kg	18	18	100%	1.54	64.7	12.8	17.5	15.4
PCB Congeners	PCB-152	ng/kg	18	12	67%	1.6	14.5	4.105	4.62	3.44
PCB Congeners	PCB-153/168	ng/kg	18	18	100%	1490	46800	5605	9080	10600
PCB Congeners	PCB-154	ng/kg	18	18	100%	64.1	1330	224.5	311	302
PCB Congeners	PCB-155	ng/kg	18	18	100%	6.73	285	30.75	52.8	65.8
PCB Congeners	PCB-156/157	ng/kg	18	18	100%	175	3140	603.5	847	736
PCB Congeners	PCB-158	ng/kg	18	18	100%	63.4	2900	251.5	512	663
PCB Congeners	PCB-159	ng/kg	18	3	17%	1.59	2.48	1.95	2.01	0.448
PCB Congeners	PCB-16	ng/kg	18	18	100%	27.4	310	85.5	96.7	76.1
PCB Congeners	PCB-160	ng/kg	18	1	6%	9.19	9.19	NA	NA	NA
PCB Congeners	PCB-161	ng/kg	18	1	6%	2.32	2.32	NA	NA	NA
PCB Congeners	PCB-162	ng/kg	18	18	100%	9.08	274	46.7	67.3	62.8
PCB Congeners	PCB-164	ng/kg	18	18	100%	12.6	866	109.9	177	202
PCB Congeners	PCB-165	ng/kg	18	18	100%	2.13	69.8	11.35	15.7	15.9
PCB Congeners	PCB-167	ng/kg	16	16	89%	72.4	1270	192.5	342	311
PCB Congeners	PCB-169	ng/kg	18	1	6%	2.03	2.03	NA	NA	NA
PCB Congeners	PCB-17	ng/kg	18	18	100%	169	1620	542.5	705	411
PCB Congeners	PCB-170	ng/kg	18	18	100%	162	6360	805.5	1220	1420
PCB Congeners	PCB-171/173	ng/kg	14	14	78%	60.6	2290	265	441	567
PCB Congeners	PCB-172	ng/kg	18	18	100%	33.3	1410	170	265	315
PCB Congeners	PCB-174	ng/kg	18	18	100%	23.7	2080	221	374	472
PCB Congeners	PCB-175	ng/kg	14	14	78%	14.2	382	67.8	89.3	93.5
PCB Congeners	PCB-176	ng/kg	18	18	100%	4.09	331	38.05	61.3	74.3
PCB Congeners	PCB-177	ng/kg	18	18	100%	48.6	2540	434	625	580
PCB Congeners	PCB-178	ng/kg	18	18	100%	93.8	2500	441.5	581	554
PCB Congeners	PCB-179	ng/kg	18	18	100%	16.5	1230	175	246	276
PCB Congeners	PCB-18/30	ng/kg	18	18	100%	288	2810	981	1220	713
PCB Congeners	PCB-180/193	ng/kg	18	18	100%	648	20800	2485	3970	4650
PCB Congeners	PCB-181	ng/kg	9	9	50%	3.36	86	16.9	22	25.5
PCB Congeners	PCB-182	ng/kg	18	18	100%	3.34	104	10.125	18.1	23.1
PCB Congeners	PCB-183/185	ng/kg	14	14	78%	202	7320	829	1410	1820
PCB Congeners	PCB-184	ng/kg	18	18	100%	2.05	48	5.935	9.86	10.6
PCB Congeners	PCB-187	ng/kg	18	18	100%	551	15400	2565	3550	3470
PCB Congeners	PCB-188	ng/kg	18	18	100%	9.88	102	25.75	29.5	21.2
PCB Congeners	PCB-189	ng/kg	18	18	100%	10.1	238	40.6	56.6	54.2
PCB Congeners	PCB-19	ng/kg	18	18	100%	72.2	559	204.5	235	136
PCB Congeners	PCB-190	ng/kg	18	18	100%	43.2	1560	174	287	350
PCB Congeners	PCB-191	ng/kg	18	18	100%	10.6	347	40.75	63.3	77.4
PCB Congeners	PCB-192	ng/kg	18	2	11%	1.31	3.04	2.175	2.18	1.22
PCB Congeners	PCB-194	ng/kg	18	18	100%	87.6	2710	363	565	607

Table 3-37
Statistical Summary of Detected Analytes - Summer Flounder (Fillet)

Parameter Group	Analyte	Units	Number of Valid Results[1]	Number of Detects	Detection Frequency	Minimum Detect	Maximum Detect	Median Value	Mean of Detects	Standard Deviation
PCB Congeners	PCB-195	ng/kg	18	18	100%	26.7	909	99.5	171	203
PCB Congeners	PCB-196	ng/kg	18	18	100%	72.2	2030	225	377	448
PCB Congeners	PCB-197/200	ng/kg	18	18	100%	10.4	328	43.65	65.4	72.4
PCB Congeners	PCB-198/199	ng/kg	18	18	100%	185	4520	624.5	976	1000
PCB Congeners	PCB-2	ng/kg	18	15	83%	1.1	3.24	1.85	2.01	0.751
PCB Congeners	PCB-20/28	ng/kg	18	18	100%	1110	9630	2825	3480	2300
PCB Congeners	PCB-201	ng/kg	18	18	100%	38	731	99.4	152	159
PCB Congeners	PCB-202	ng/kg	18	18	100%	90.9	1970	372	503	437
PCB Congeners	PCB-203	ng/kg	18	18	100%	119	3520	442.5	701	785
PCB Congeners	PCB-204	ng/kg	18	2	11%	2.29	7.63	4.96	4.96	3.78
PCB Congeners	PCB-205	ng/kg	18	18	100%	3.22	121	14.2	24.2	27.6
PCB Congeners	PCB-206	ng/kg	18	18	100%	84.8	1870	279.5	440	414
PCB Congeners	PCB-207	ng/kg	18	18	100%	11.3	218	36.15	51.2	47.3
PCB Congeners	PCB-208	ng/kg	18	18	100%	47.6	772	165.5	223	171
PCB Congeners	PCB-209	ng/kg	17	17	94%	74.5	444	176	194	102
PCB Congeners	PCB-21/33	ng/kg	18	18	100%	114	1070	256.5	406	279
PCB Congeners	PCB-22	ng/kg	18	18	100%	199	1190	429.5	556	319
PCB Congeners	PCB-23	ng/kg	18	14	78%	0.736	4.2	1.45	1.93	1.15
PCB Congeners	PCB-24	ng/kg	18	17	94%	4.24	42	13.9	15.7	9.38
PCB Congeners	PCB-25	ng/kg	18	18	100%	51.6	462	155	207	137
PCB Congeners	PCB-26/29	ng/kg	18	18	100%	143	1260	394.5	562	348
PCB Congeners	PCB-27	ng/kg	18	18	100%	34	377	114.5	137	87.7
PCB Congeners	PCB-3	ng/kg	18	7	39%	1.52	3.7	2.62	2.5	0.871
PCB Congeners	PCB-31	ng/kg	18	18	100%	496	4180	1330	1910	1210
PCB Congeners	PCB-32	ng/kg	18	18	100%	158	1500	459	593	362
PCB Congeners	PCB-34	ng/kg	18	18	100%	4.52	44.6	12.55	18.1	11.7
PCB Congeners	PCB-37	ng/kg	18	18	100%	10.7	104	25.1	41.2	30.3
PCB Congeners	PCB-38	ng/kg	18	15	83%	0.781	10.9	2.43	2.97	2.63
PCB Congeners	PCB-39	ng/kg	18	18	100%	2.53	25.3	6.385	9.47	6.92
PCB Congeners	PCB-4	ng/kg	18	18	100%	96	543	280	292	151
PCB Congeners	PCB-40/71	ng/kg	18	18	100%	28.5	3500	706.5	988	814
PCB Congeners	PCB-41	ng/kg	18	18	100%	15.8	273	49.95	78.3	62
PCB Congeners	PCB-42	ng/kg	18	18	100%	149	2830	476.5	691	617
PCB Congeners	PCB-43	ng/kg	18	18	100%	20.8	381	60.55	101	84.3
PCB Congeners	PCB-44/47/65	ng/kg	18	18	100%	725	14700	2975	3520	3260
PCB Congeners	PCB-45	ng/kg	18	18	100%	63.7	918	242.5	294	211
PCB Congeners	PCB-46	ng/kg	18	18	100%	3.6	35	10.89	11.8	8.46
PCB Congeners	PCB-48	ng/kg	18	18	100%	84.3	1380	245	411	323
PCB Congeners	PCB-49/69	ng/kg	18	18	100%	497	13000	2545	3230	2930
PCB Congeners	PCB-5	ng/kg	18	17	94%	0.845	6.35	1.79	2.51	1.6
PCB Congeners	PCB-50/53	ng/kg	18	18	100%	81	1180	280.5	386	264
PCB Congeners	PCB-51	ng/kg	18	18	100%	60.9	887	220	281	200
PCB Congeners	PCB-52	ng/kg	18	18	100%	872	17900	4235	5610	4200
PCB Congeners	PCB-54	ng/kg	18	17	94%	10.4	94.3	32.3	34.6	20.5
PCB Congeners	PCB-55	ng/kg	18	4	22%	5.22	14.6	7.95	8.93	4.4
PCB Congeners	PCB-56	ng/kg	18	18	100%	121	1730	393.5	557	420
PCB Congeners	PCB-57	ng/kg	18	18	100%	2.96	57.3	11.8	18.1	14.3
PCB Congeners	PCB-58	ng/kg	18	18	100%	2.29	45.4	7.205	12	10.4
PCB Congeners	PCB-6	ng/kg	18	18	100%	18.4	126	40.55	58.3	34.3
PCB Congeners	PCB-60	ng/kg	18	18	100%	147	2310	543.5	678	551
PCB Congeners	PCB-61/70/74/76	ng/kg	18	18	100%	1210	18900	4110	5200	4380
PCB Congeners	PCB-62/75	ng/kg	18	18	100%	102	1560	364.5	401	343
PCB Congeners	PCB-63	ng/kg	18	18	100%	33.9	839	174.5	257	209
PCB Congeners	PCB-64	ng/kg	18	18	100%	269	5380	1156.5	1430	1220
PCB Congeners	PCB-66	ng/kg	18	18	100%	829	18800	3510	4500	4370
PCB Congeners	PCB-67	ng/kg	18	18	100%	10.2	165	39.25	52.9	39.1
PCB Congeners	PCB-68	ng/kg	18	18	100%	12.4	245	52.5	74.5	59.4
PCB Congeners	PCB-7	ng/kg	18	18	100%	4.63	25.4	9.785	11	5.85
PCB Congeners	PCB-72	ng/kg	18	17	94%	13.6	350	80.6	112	88.2
PCB Congeners	PCB-73	ng/kg	18	4	22%	15.7	60.8	17.85	28.1	21.9

Table 3-37
Statistical Summary of Detected Analytes - Summer Flounder (Fillet)

Parameter Group	Analyte	Units	Number of Valid Results[1]	Number of Detects	Detection Frequency	Minimum Detect	Maximum Detect	Median Value	Mean of Detects	Standard Deviation
PCB Congeners	PCB-77	ng/kg	18	18	100%	16.8	244	66.35	98.8	73.9
PCB Congeners	PCB-79	ng/kg	18	18	100%	3.48	84	14.05	18.9	19.1
PCB Congeners	PCB-8	ng/kg	18	18	100%	81	584	157	232	143
PCB Congeners	PCB-81	ng/kg	17	13	72%	2.73	37.2	6.28	9.82	9.95
PCB Congeners	PCB-82	ng/kg	18	18	100%	17.9	621	68	116	137
PCB Congeners	PCB-83	ng/kg	18	12	67%	5.15	40.7	13.35	18.7	12.8
PCB Congeners	PCB-84	ng/kg	18	18	100%	38.4	828	128.5	190	183
PCB Congeners	PCB-85/116/117	ng/kg	18	18	100%	181	5590	780	1180	1280
PCB Congeners	PCB-86/87/97/109/119/125	ng/kg	18	18	100%	278	9890	1495	2070	2240
PCB Congeners	PCB-89	ng/kg	18	17	94%	3.08	79.5	14.6	19.3	17.9
PCB Congeners	PCB-9	ng/kg	18	18	100%	5.33	35.5	11.5	15.3	9.13
PCB Congeners	PCB-90/101/113	ng/kg	18	18	100%	420	21400	3095	4600	4940
PCB Congeners	PCB-91	ng/kg	18	18	100%	71.1	2770	390.5	610	638
PCB Congeners	PCB-92	ng/kg	18	18	100%	113	4720	823.5	1210	1100
PCB Congeners	PCB-93/100	ng/kg	18	18	100%	32.1	1240	145.5	241	286
PCB Congeners	PCB-94	ng/kg	18	18	100%	2.43	50.5	8.565	12.9	11.3
PCB Congeners	PCB-95	ng/kg	18	18	100%	296	8530	1485	1950	1870
PCB Congeners	PCB-96	ng/kg	18	17	94%	5.45	58.6	13.8	18.3	13.4
PCB Congeners	PCB-98/102	ng/kg	18	18	100%	17.4	454	88.75	116	101
PCB Congeners	PCB-99	ng/kg	18	18	100%	813	24700	3660	5390	5670
PCB Congeners	Total PCB Congeners (209)	ng/kg	18	18	100%	23900	495000	92800	118000	111000
Pesticides	2,4'-DDD	pg/g	18	18	100%	117	9180	599	1210	2050
Pesticides	2,4'-DDE	pg/g	18	18	100%	169	7520	1040	1720	1950
Pesticides	2,4'-DDT	pg/g	18	14	78%	18	613	45.25	121	162
Pesticides	4,4'-DDD	pg/g	18	18	100%	454	45000	3885	7950	10700
Pesticides	4,4'-DDE	pg/g	18	18	100%	1170	63100	8635	19800	20200
Pesticides	4,4'-DDT	pg/g	18	17	94%	21.1	2540	196	643	831
Pesticides	Aldrin	pg/g	18	9	50%	4.2	8.77	6.59	6.19	1.41
Pesticides	Alpha BHC	pg/g	18	16	89%	5.47	65	15.3	17.4	14
Pesticides	Beta BHC	pg/g	18	12	67%	5.42	23.2	12.9	13.5	5.59
Pesticides	Cis-Chlordane	pg/g	18	18	100%	234	4620	1380	1620	1140
Pesticides	Cis-Nonachlor	pg/g	18	18	100%	91.5	2450	714.5	852	659
Pesticides	Dieldrin	pg/g	18	18	100%	264	2530	1115	1160	624
Pesticides	Endosulfan Sulfate	pg/g	18	1	6%	26.2	26.2	NA	NA	NA
Pesticides	Endrin	pg/g	18	3	17%	11.5	13.7	11.6	12.3	1.24
Pesticides	Gamma BHC (Lindane)	pg/g	18	8	44%	3.29	11.2	7.155	7.23	2.26
Pesticides	Heptachlor Epoxide	pg/g	18	18	100%	58.5	551	291	279	152
Pesticides	Hexachlorobenzene	pg/g	18	18	100%	101	812	407.5	402	212
Pesticides	Mirex	pg/g	15	13	72%	26.2	97.4	38.6	50.6	24.5
Pesticides	Oxychlordane	pg/g	18	18	100%	105	2700	777.5	901	654
Pesticides	Trans-Chlordane	pg/g	18	18	100%	124	1210	515	553	330
Pesticides	Trans-Nonachlor	pg/g	18	18	100%	203	6720	1665	2090	1740
Pesticides	Total Alpha + Gamma Chlordane	pg/g	18	18	100%	358	5830	2080	2170	1430
Pesticides	Total DDT (2,4)	pg/g	18	18	100%	286	15400	1950	3030	3750
Pesticides	Total DDT (4,4)	pg/g	18	18	100%	1650	111000	12250	28400	30500
Pesticides	Total DDT (2,4 & 4,4)	pg/g	18	18	100%	1930	126000	13900	31400	33900
Physical Parameters	Moisture (Water) Content	%	18	18	100%	288	366	324.5	328	20.8
Physical Parameters	Percent Moisture	%	18	18	100%	74.2	78.6	76.45	76.6	1.15
Semivolatiles	1-Methylnaphthalene	ug/kg	18	2	11%	12	20	16	16	5.66
Semivolatiles	2-Methylnaphthalene	ug/kg	18	2	11%	23	27	25	25	2.83
Semivolatiles	Acenaphthene	ug/kg	18	2	11%	8.3	19	13.65	13.7	7.57
Semivolatiles	Anthracene	ug/kg	18	1	6%	6.6	6.6	NA	NA	NA
Semivolatiles	C1-Naphthalenes	ug/kg	18	2	11%	22	32	27	27	7.07
Semivolatiles	C1-Phenanthrene/Anthracene	ug/kg	18	1	6%	6.3	6.3	NA	NA	NA
Semivolatiles	C2-Naphthalenes	ug/kg	18	2	11%	9.4	13	11.2	11.2	2.55
Semivolatiles	C3-Naphthalenes	ug/kg	18	1	6%	5.8	5.8	NA	NA	NA
Semivolatiles	Fluoranthene	ug/kg	18	1	6%	9.8	9.8	NA	NA	NA
Semivolatiles	Fluorene	ug/kg	18	2	11%	6.3	15	10.65	10.7	6.15
Semivolatiles	Naphthalene	ug/kg	18	3	17%	5.8	98	71	58.3	47.4
Semivolatiles	Phenanthrene	ug/kg	18	2	11%	10	32	21	21	15.6

Table 3-37
Statistical Summary of Detected Analytes - Summer Flounder (Fillet)

Parameter Group	Analyte	Units	Number of Valid Results[1]	Number of Detects	Detection Frequency	Minimum Detect	Maximum Detect	Median Value	Mean of Detects	Standard Deviation
Semivolatiles	Pyrene	ug/kg	18	1	6%	5.7	5.7	NA	NA	NA
Semivolatiles	Total HMW PAHs	ug/kg	18	1	6%	15.5	15.5	NA	NA	NA
Semivolatiles	Total LMW PAHs	ug/kg	18	3	17%	5.8	171	146	108	89
Semivolatiles	Total PAHs	ug/kg	18	3	17%	5.8	186	146	113	94.6

Footnotes:
[1]Valid results are results that were found to be valid as a result of data validation. Only valid data are used in statistical analyses. Additional details regarding rejected data are provided in Appendix E of this report.

Notes:
1. Only detected values were included in the calculation of Totals.
2. Non-detect ("U" qualified) data were excluded from the statistical analysis.

DDD = dichlorodiphenyldichloroethane
DDE = dichlorodiphenyldichloroethylene
DDT = dichlorodiphenyltrichloroethane
HMW = high molecular weight
LMW = low molecular weight
PAH = polycyclic aromatic hydrocarbon
PCB = polychlorinated biphenyl
NA = not applicable

% = percent
mg/kg = milligrams per kilogram
ng/g = nanograms per gram
ng/kg = nanograms per kilogram
pg/g = picograms per gram
ug/kg = micrograms per kilogram

Table 3-38
Statistical Summary of Detected Analytes by Zone - Summer Flounder (Fillet)

Parameter Group	Analyte	Units	Number of Valid Results[1]	Number of Detects	Detection Frequency	Minimum Detect	Maximum Detect	Median Value	Mean of Detects	Standard Deviation
NORTH ZONE										
Aroclor PCBs	Aroclor 1248	ug/kg	6	4	67%	25	55	34.5	37.3	12.7
Aroclor PCBs	Aroclor 1254	ug/kg	6	6	100%	17	99	34.5	43.2	29.6
Aroclor PCBs	Aroclor 1260	ug/kg	6	2	33%	11	29	20	20	12.7
Aroclor PCBs	Total Aroclor PCBs (Sum of 7 Aroclors)	ug/kg	6	6	100%	17	183	71	74.7	59.6
Aroclor PCBs	Total Aroclor PCBs (Sum of 9 Aroclors)	ug/kg	6	6	100%	17	183	71	74.7	59.6
Dioxins/Furans	1,2,3,4,6,7,8-HpCDD	ng/kg	6	6	100%	0.136	0.33	0.2025	0.224	0.0824
Dioxins/Furans	1,2,3,4,6,7,8-HpCDF	ng/kg	6	6	100%	0.101	0.82	0.294	0.406	0.316
Dioxins/Furans	1,2,3,4,7,8,9-HpCDF	ng/kg	6	5	83%	0.0282	0.0568	0.0408	0.0426	0.011
Dioxins/Furans	1,2,3,4,7,8-HxCDD	ng/kg	6	4	67%	0.0398	0.0553	0.0485	0.048	0.00667
Dioxins/Furans	1,2,3,4,7,8-HxCDF	ng/kg	6	6	100%	0.166	1	0.338	0.498	0.355
Dioxins/Furans	1,2,3,6,7,8-HxCDD	ng/kg	6	6	100%	0.0866	0.243	0.1315	0.147	0.06
Dioxins/Furans	1,2,3,6,7,8-HxCDF	ng/kg	6	6	100%	0.093	0.382	0.1455	0.199	0.12
Dioxins/Furans	1,2,3,7,8,9-HxCDD	ng/kg	6	5	83%	0.0577	0.0914	0.0761	0.0763	0.0122
Dioxins/Furans	1,2,3,7,8,9-HxCDF	ng/kg	6	6	100%	0.0486	0.109	0.0808	0.0802	0.0239
Dioxins/Furans	1,2,3,7,8-PCDD	ng/kg	6	2	33%	0.241	0.265	0.253	0.253	0.017
Dioxins/Furans	1,2,3,7,8-PCDF	ng/kg	6	6	100%	0.105	0.301	0.1835	0.195	0.0719
Dioxins/Furans	2,3,4,6,7,8-HxCDF	ng/kg	6	6	100%	0.0241	0.13	0.08375	0.0778	0.0396
Dioxins/Furans	2,3,4,7,8-PCDF	ng/kg	6	6	100%	0.302	1.29	0.5445	0.634	0.357
Dioxins/Furans	2,3,7,8-TCDD	ng/kg	6	6	100%	1.56	10.4	4.2	4.73	3.04
Dioxins/Furans	2,3,7,8-TCDF	ng/kg	6	6	100%	0.062	0.249	0.111	0.138	0.079
Dioxins/Furans	OCDD	ng/kg	6	6	100%	0.119	0.633	0.3865	0.406	0.179
Dioxins/Furans	OCDF	ng/kg	6	6	100%	0.0488	0.201	0.1315	0.124	0.0581
Dioxins/Furans	Percent Lipids	%	6	5	83%	0.2	0.98	0.48	0.568	0.347
Metals	Arsenic	mg/kg	6	6	100%	0.597	1.61	1.24	1.18	0.339
Metals	Calcium	mg/kg	6	6	100%	207	1100	609	593	316
Metals	Chromium	mg/kg	6	2	33%	0.178	1.23	0.704	0.704	0.744
Metals	Cobalt	mg/kg	6	2	33%	0.184	2.16	1.172	1.17	1.4
Metals	Copper	mg/kg	6	6	100%	0.151	0.192	0.163	0.167	0.0161
Metals	Iron	mg/kg	6	1	17%	5.13	5.13	NA	NA	NA
Metals	Magnesium	mg/kg	6	6	100%	333	375	359	355	16.7
Metals	Manganese	mg/kg	6	4	67%	0.274	0.349	0.3075	0.31	0.0358
Metals	Mercury	ng/g	6	6	100%	99.4	218	117	141	52.8
Metals	Methyl Mercury	ng/g	6	6	100%	97	268	152	168	65.7
Metals	Nickel	mg/kg	6	1	17%	0.459	0.459	NA	NA	NA
Metals	Potassium	mg/kg	6	6	100%	4500	5160	4880	4860	256
Metals	Selenium	mg/kg	6	6	100%	0.546	0.819	0.6285	0.646	0.102
Metals	Sodium	mg/kg	6	6	100%	363	485	452	441	42.7
Metals	Zinc	mg/kg	6	6	100%	5.11	7.43	6.68	6.49	0.944
PCB Congeners	PCB-1	ng/kg	6	6	100%	8.13	18.7	14.7	14.3	3.88
PCB Congeners	PCB-10	ng/kg	6	6	100%	13.8	40.4	26.9	27.8	10.3
PCB Congeners	PCB-103	ng/kg	6	6	100%	9.53	119	55.75	58.7	40.1
PCB Congeners	PCB-104	ng/kg	6	6	100%	1.98	15.3	5.3	7.77	5.66
PCB Congeners	PCB-105	ng/kg	6	6	100%	569	2980	1070	1420	873
PCB Congeners	PCB-107	ng/kg	6	6	100%	100	683	364.5	373	197
PCB Congeners	PCB-108/124	ng/kg	6	6	100%	11.6	111	52.25	59.3	37.4
PCB Congeners	PCB-11	ng/kg	6	4	67%	18.3	46.7	25.7	29.1	13
PCB Congeners	PCB-110/115	ng/kg	6	6	100%	428	4930	2140	2370	1600
PCB Congeners	PCB-111	ng/kg	6	6	100%	2.99	19.2	9.425	10.9	6.62
PCB Congeners	PCB-114	ng/kg	6	6	100%	47.1	244	92.4	116	71.8
PCB Congeners	PCB-118	ng/kg	6	6	100%	1860	11000	4070	5270	3220
PCB Congeners	PCB-12/13	ng/kg	6	5	83%	2.1	4.46	3.38	3.27	0.867
PCB Congeners	PCB-120	ng/kg	6	6	100%	13.7	85.7	43.95	48.9	28.5
PCB Congeners	PCB-121	ng/kg	6	5	83%	1.98	12.1	3.17	6.13	4.69
PCB Congeners	PCB-122	ng/kg	6	5	83%	3.59	9.01	4.23	5.41	2.21
PCB Congeners	PCB-123	ng/kg	6	6	100%	42.3	158	78.95	94.9	47.2
PCB Congeners	PCB-126	ng/kg	5	3	50%	5.49	18.4	14.6	12.8	6.63
PCB Congeners	PCB-127	ng/kg	6	6	100%	2.67	10.2	5.365	6.06	2.83
PCB Congeners	PCB-128/166	ng/kg	6	6	100%	147	1110	403.5	537	352
PCB Congeners	PCB-129/138/163	ng/kg	6	6	100%	1230	10400	4085	5030	3350
PCB Congeners	PCB-130	ng/kg	6	6	100%	31.6	357	197.5	188	117
PCB Congeners	PCB-131	ng/kg	6	5	83%	5.15	16.3	7.16	9.83	4.94
PCB Congeners	PCB-132	ng/kg	6	6	100%	49.2	651	268.5	316	225
PCB Congeners	PCB-133	ng/kg	6	6	100%	39.9	260	127.5	141	77.9
PCB Congeners	PCB-134	ng/kg	6	6	100%	8.27	84.3	29.95	37.1	26.2

Table 3-38
Statistical Summary of Detected Analytes by Zone - Summer Flounder (Fillet)

Parameter Group	Analyte	Units	Number of Valid Results[1]	Number of Detects	Detection Frequency	Minimum Detect	Maximum Detect	Median Value	Mean of Detects	Standard Deviation
PCB Congeners	PCB-135/151	ng/kg	6	6	100%	155	1990	774	935	691
PCB Congeners	PCB-136	ng/kg	6	6	100%	23.9	233	96.2	123	85.2
PCB Congeners	PCB-137	ng/kg	6	6	100%	71.9	493	163.5	229	159
PCB Congeners	PCB-139/140	ng/kg	6	6	100%	25.3	188	56.95	85.7	62.8
PCB Congeners	PCB-14	ng/kg	6	2	33%	1.65	2.8	2.225	2.23	0.813
PCB Congeners	PCB-141	ng/kg	6	6	100%	48.2	851	291.5	343	280
PCB Congeners	PCB-144	ng/kg	6	6	100%	14.6	251	82.6	102	84.3
PCB Congeners	PCB-146	ng/kg	6	6	100%	261	2010	953.5	1030	650
PCB Congeners	PCB-147/149	ng/kg	6	6	100%	219	3490	1405	1550	1180
PCB Congeners	PCB-148	ng/kg	6	6	100%	10.8	64	31.1	33.7	20
PCB Congeners	PCB-15	ng/kg	6	3	50%	10.2	26.7	11.8	16.2	9.1
PCB Congeners	PCB-150	ng/kg	6	6	100%	1.54	30.8	11.45	13.1	10.4
PCB Congeners	PCB-152	ng/kg	6	3	50%	1.68	4.25	3.96	3.3	1.41
PCB Congeners	PCB-153/168	ng/kg	6	6	100%	1610	12600	4770	6050	4180
PCB Congeners	PCB-154	ng/kg	6	6	100%	80.2	517	218.5	252	159
PCB Congeners	PCB-155	ng/kg	6	6	100%	18.3	124	38.3	52.1	39.5
PCB Congeners	PCB-156/157	ng/kg	6	6	100%	175	1140	399.5	534	345
PCB Congeners	PCB-158	ng/kg	6	6	100%	110	876	246	385	291
PCB Congeners	PCB-16	ng/kg	6	6	100%	27.4	127	68.3	68.5	38.5
PCB Congeners	PCB-162	ng/kg	6	6	100%	9.08	69.9	34.95	38.2	21.6
PCB Congeners	PCB-164	ng/kg	6	6	100%	12.6	238	96.45	104	79.4
PCB Congeners	PCB-165	ng/kg	6	6	100%	2.13	19	8.19	9.5	6.49
PCB Congeners	PCB-167	ng/kg	5	5	83%	72.4	431	161	201	136
PCB Congeners	PCB-17	ng/kg	6	6	100%	169	792	471	462	211
PCB Congeners	PCB-170	ng/kg	6	6	100%	162	1730	577	758	560
PCB Congeners	PCB-171/173	ng/kg	5	5	83%	70.5	578	181	286	209
PCB Congeners	PCB-172	ng/kg	6	6	100%	33.3	339	124	154	111
PCB Congeners	PCB-174	ng/kg	6	6	100%	23.7	500	175	207	169
PCB Congeners	PCB-175	ng/kg	5	5	83%	14.2	104	37.9	50.6	36.1
PCB Congeners	PCB-176	ng/kg	6	6	100%	4.09	84.6	32.9	36.1	28.3
PCB Congeners	PCB-177	ng/kg	6	6	100%	48.6	616	365	336	207
PCB Congeners	PCB-178	ng/kg	6	6	100%	93.8	679	340.5	359	212
PCB Congeners	PCB-179	ng/kg	6	6	100%	16.5	276	128.5	137	95.2
PCB Congeners	PCB-18/30	ng/kg	6	6	100%	288	1400	786	801	388
PCB Congeners	PCB-180/193	ng/kg	6	6	100%	648	5490	1795	2510	1830
PCB Congeners	PCB-181	ng/kg	3	3	50%	6.03	23.2	16.9	15.4	8.69
PCB Congeners	PCB-182	ng/kg	6	6	100%	3.34	22.5	8.42	11.8	8.2
PCB Congeners	PCB-183/185	ng/kg	5	5	83%	228	1830	568	887	679
PCB Congeners	PCB-184	ng/kg	6	6	100%	2.81	15	6.225	7.83	4.61
PCB Congeners	PCB-187	ng/kg	6	6	100%	551	4490	2020	2190	1400
PCB Congeners	PCB-188	ng/kg	6	6	100%	14.9	38.2	29.95	27.8	8.76
PCB Congeners	PCB-189	ng/kg	6	6	100%	10.1	77.2	26.85	35.6	23.9
PCB Congeners	PCB-19	ng/kg	6	6	100%	72.2	205	160	151	56.5
PCB Congeners	PCB-190	ng/kg	6	6	100%	43.5	439	138.5	191	143
PCB Congeners	PCB-191	ng/kg	6	6	100%	11.5	91.2	31.2	41.6	29.3
PCB Congeners	PCB-194	ng/kg	6	6	100%	87.6	755	277	352	231
PCB Congeners	PCB-195	ng/kg	6	6	100%	26.7	264	87.45	113	82.1
PCB Congeners	PCB-196	ng/kg	6	6	100%	83.7	534	193.5	252	165
PCB Congeners	PCB-197/200	ng/kg	6	6	100%	10.4	81.9	41.05	42.3	24.7
PCB Congeners	PCB-198/199	ng/kg	6	6	100%	185	1210	478.5	628	394
PCB Congeners	PCB-2	ng/kg	6	5	83%	1.1	2.07	1.71	1.57	0.404
PCB Congeners	PCB-20/28	ng/kg	6	6	100%	1230	3680	2645	2480	922
PCB Congeners	PCB-201	ng/kg	6	6	100%	38	169	94.7	101	47.2
PCB Congeners	PCB-202	ng/kg	6	6	100%	90.9	513	326	331	162
PCB Congeners	PCB-203	ng/kg	6	6	100%	119	913	319	431	290
PCB Congeners	PCB-205	ng/kg	6	6	100%	3.22	35.1	12.15	14.7	11
PCB Congeners	PCB-206	ng/kg	6	6	100%	84.8	534	259	312	178
PCB Congeners	PCB-207	ng/kg	6	6	100%	11.3	61.5	34.8	37.5	18.7
PCB Congeners	PCB-208	ng/kg	6	6	100%	47.6	268	155.5	162	77.7
PCB Congeners	PCB-209	ng/kg	6	6	100%	74.5	285	181	184	77
PCB Congeners	PCB-21/33	ng/kg	6	6	100%	114	480	243	254	125
PCB Congeners	PCB-22	ng/kg	6	6	100%	199	607	395	382	149
PCB Congeners	PCB-23	ng/kg	6	2	33%	1.02	1.54	1.28	1.28	0.368
PCB Congeners	PCB-24	ng/kg	6	6	100%	4.24	17.5	11.13	11.1	5.25
PCB Congeners	PCB-25	ng/kg	6	6	100%	51.6	175	115.35	117	48

Table 3-38
Statistical Summary of Detected Analytes by Zone - Summer Flounder (Fillet)

Parameter Group	Analyte	Units	Number of Valid Results[1]	Number of Detects	Detection Frequency	Minimum Detect	Maximum Detect	Median Value	Mean of Detects	Standard Deviation
PCB Congeners	PCB-26/29	ng/kg	6	6	100%	143	478	341.5	324	121
PCB Congeners	PCB-27	ng/kg	6	6	100%	34	143	85.8	85.6	41.4
PCB Congeners	PCB-3	ng/kg	6	1	17%	1.86	1.86	NA	NA	NA
PCB Congeners	PCB-31	ng/kg	6	6	100%	496	1800	1180	1130	457
PCB Congeners	PCB-32	ng/kg	6	6	100%	158	610	393.5	386	159
PCB Congeners	PCB-34	ng/kg	6	6	100%	4.52	16.6	10.65	10.2	4.05
PCB Congeners	PCB-37	ng/kg	6	6	100%	10.9	52.5	24.3	29.5	15.8
PCB Congeners	PCB-38	ng/kg	6	6	100%	0.781	2.8	1.85	1.77	0.819
PCB Congeners	PCB-39	ng/kg	6	6	100%	2.53	8.55	5.505	5.59	2.13
PCB Congeners	PCB-4	ng/kg	6	6	100%	96	321	202	204	83.9
PCB Congeners	PCB-40/71	ng/kg	6	6	100%	28.5	1190	584	563	414
PCB Congeners	PCB-41	ng/kg	6	6	100%	15.8	95.4	47.1	49.2	26.6
PCB Congeners	PCB-42	ng/kg	6	6	100%	149	885	386.5	425	260
PCB Congeners	PCB-43	ng/kg	6	6	100%	20.8	135	54.15	60	39.8
PCB Congeners	PCB-44/47/65	ng/kg	6	6	100%	1120	4370	2580	2610	1350
PCB Congeners	PCB-45	ng/kg	6	6	100%	63.7	319	175	184	98
PCB Congeners	PCB-46	ng/kg	6	6	100%	3.8	17	7.415	8.61	5.25
PCB Congeners	PCB-48	ng/kg	6	6	100%	84.3	498	234.5	257	140
PCB Congeners	PCB-49/69	ng/kg	6	6	100%	497	3520	1820	1980	1130
PCB Congeners	PCB-5	ng/kg	6	5	83%	0.845	2.44	1.51	1.73	0.68
PCB Congeners	PCB-50/53	ng/kg	6	6	100%	81	514	231	251	147
PCB Congeners	PCB-51	ng/kg	6	6	100%	60.9	456	174.5	204	137
PCB Congeners	PCB-52	ng/kg	6	6	100%	872	5320	2775	3100	1730
PCB Congeners	PCB-54	ng/kg	6	5	83%	10.4	50.1	26.3	28.1	14.7
PCB Congeners	PCB-56	ng/kg	6	6	100%	121	533	325	320	148
PCB Congeners	PCB-57	ng/kg	6	6	100%	2.96	12.4	9.15	8.36	3.71
PCB Congeners	PCB-58	ng/kg	6	6	100%	2.29	10.1	6.085	6.28	2.52
PCB Congeners	PCB-6	ng/kg	6	6	100%	18.4	56.1	38.6	37.5	13.6
PCB Congeners	PCB-60	ng/kg	6	6	100%	226	919	456	512	273
PCB Congeners	PCB-61/70/74/76	ng/kg	6	6	100%	1350	5570	3280	3310	1560
PCB Congeners	PCB-62/75	ng/kg	6	6	100%	109	441	284.5	274	134
PCB Congeners	PCB-63	ng/kg	6	6	100%	33.9	220	117.5	127	66.5
PCB Congeners	PCB-64	ng/kg	6	6	100%	269	1610	805.5	929	528
PCB Congeners	PCB-66	ng/kg	6	6	100%	1590	6270	2895	3360	1850
PCB Congeners	PCB-67	ng/kg	6	6	100%	10.2	46.8	30.55	30.1	14.1
PCB Congeners	PCB-68	ng/kg	6	6	100%	12.4	57.8	42.65	39.1	17.2
PCB Congeners	PCB-7	ng/kg	6	6	100%	6.77	19.1	9.125	10.4	4.59
PCB Congeners	PCB-72	ng/kg	6	6	100%	13.6	80.6	55.1	52.4	25.7
PCB Congeners	PCB-73	ng/kg	6	1	17%	15.9	15.9	NA	NA	NA
PCB Congeners	PCB-77	ng/kg	6	6	100%	25	123	51.6	67.2	40.3
PCB Congeners	PCB-79	ng/kg	6	6	100%	3.48	18.8	10.42	11.2	6.02
PCB Congeners	PCB-8	ng/kg	6	6	100%	81	208	152	148	47.3
PCB Congeners	PCB-81	ng/kg	6	5	83%	2.73	8.23	4.43	4.88	2.38
PCB Congeners	PCB-82	ng/kg	6	6	100%	17.9	170	47.65	64.8	54
PCB Congeners	PCB-83	ng/kg	6	3	50%	5.15	34.3	9.89	16.4	15.6
PCB Congeners	PCB-84	ng/kg	6	6	100%	38.4	254	96.55	112	77.4
PCB Congeners	PCB-85/116/117	ng/kg	6	6	100%	267	1760	643.5	831	543
PCB Congeners	PCB-86/87/97/109/119/125	ng/kg	6	6	100%	278	2760	1146	1300	882
PCB Congeners	PCB-89	ng/kg	6	5	83%	3.08	27.2	9.15	12.3	9.27
PCB Congeners	PCB-9	ng/kg	6	6	100%	5.33	13.9	10.245	9.99	3.25
PCB Congeners	PCB-90/101/113	ng/kg	6	6	100%	420	5690	2510	2640	1870
PCB Congeners	PCB-91	ng/kg	6	6	100%	71.1	736	303	364	249
PCB Congeners	PCB-92	ng/kg	6	6	100%	113	1190	605	621	396
PCB Congeners	PCB-93/100	ng/kg	6	6	100%	72.8	494	159.5	209	160
PCB Congeners	PCB-94	ng/kg	6	6	100%	2.43	23.9	6.835	8.9	7.67
PCB Congeners	PCB-95	ng/kg	6	6	100%	296	2020	983.5	1130	665
PCB Congeners	PCB-96	ng/kg	6	5	83%	7.08	25.5	9.91	12.7	7.65
PCB Congeners	PCB-98/102	ng/kg	6	6	100%	17.4	132	54.25	66.4	39.5
PCB Congeners	PCB-99	ng/kg	6	6	100%	1150	7510	2855	3760	2420
PCB Congeners	Total PCB Congeners (209)	ng/kg	6	6	100%	23900	143000	69550	76200	42400
Pesticides	2,4'-DDD	pg/g	6	6	100%	142	790	421.5	419	247
Pesticides	2,4'-DDE	pg/g	6	6	100%	210	1570	580.5	772	586
Pesticides	2,4'-DDT	pg/g	6	4	67%	18	92	24.15	39.6	35.1
Pesticides	4,4'-DDD	pg/g	6	6	100%	1830	9050	2660	3770	2790
Pesticides	4,4'-DDE	pg/g	6	6	100%	5320	34200	7330	11900	11200

Table 3-38
Statistical Summary of Detected Analytes by Zone - Summer Flounder (Fillet)

Parameter Group	Analyte	Units	Number of Valid Results[1]	Number of Detects	Detection Frequency	Minimum Detect	Maximum Detect	Median Value	Mean of Detects	Standard Deviation
Pesticides	4,4'-DDT	pg/g	6	6	100%	114	815	166	280	270
Pesticides	Aldrin	pg/g	6	3	50%	4.69	6.76	5.41	5.62	1.05
Pesticides	Alpha BHC	pg/g	6	5	83%	5.47	65	11.3	21	24.9
Pesticides	Beta BHC	pg/g	6	3	50%	7.12	15.7	11.2	11.3	4.29
Pesticides	Cis-Chlordane	pg/g	6	6	100%	486	3650	1060.5	1500	1220
Pesticides	Cis-Nonachlor	pg/g	6	6	100%	318	2100	472	752	685
Pesticides	Dieldrin	pg/g	6	6	100%	529	1660	675.5	899	475
Pesticides	Gamma BHC (Lindane)	pg/g	6	2	33%	3.29	6.18	4.735	4.74	2.04
Pesticides	Heptachlor Epoxide	pg/g	6	6	100%	123	551	170.5	252	171
Pesticides	Hexachlorobenzene	pg/g	6	6	100%	168	586	254	327	172
Pesticides	Mirex	pg/g	4	3	50%	28.7	76	31.4	45.4	26.6
Pesticides	Oxychlordane	pg/g	6	6	100%	350	2700	704	968	864
Pesticides	Trans-Chlordane	pg/g	6	6	100%	186	896	320.5	449	304
Pesticides	Trans-Nonachlor	pg/g	6	6	100%	636	4850	1055	1730	1620
Pesticides	Total Alpha + Gamma Chlordane	pg/g	6	6	100%	672	4420	1380	1950	1490
Pesticides	Total DDT (2,4)	pg/g	6	6	100%	352	2250	1024	1220	841
Pesticides	Total DDT (4,4)	pg/g	6	6	100%	7600	44100	9980	15900	14200
Pesticides	Total DDT (2,4 & 4,4)	pg/g	6	6	100%	8030	46300	11025	17100	14800
Physical Parameters	Moisture (Water) Content	%	6	6	100%	308	366	347.5	342	21.5
Physical Parameters	Percent Moisture	%	6	6	100%	75.5	78.6	77.65	77.3	1.14
Semivolatiles	Naphthalene	ug/kg	6	1	17%	5.8	5.8	NA	NA	NA
Semivolatiles	Total LMW PAHs	ug/kg	6	1	17%	5.8	5.8	NA	NA	NA
Semivolatiles	Total PAHs	ug/kg	6	1	17%	5.8	5.8	NA	NA	NA
CENTRAL ZONE										
Aroclor PCBs	Aroclor 1248	ug/kg	6	5	83%	22	190	31	70.6	70.6
Aroclor PCBs	Aroclor 1254	ug/kg	6	6	100%	22	340	37.5	98.3	125
Aroclor PCBs	Aroclor 1260	ug/kg	6	2	33%	37	210	123.5	124	122
Aroclor PCBs	Total Aroclor PCBs (Sum of 7 Aroclors)	ug/kg	6	6	100%	23	740	68	198	277
Aroclor PCBs	Total Aroclor PCBs (Sum of 9 Aroclors)	ug/kg	6	6	100%	23	740	68	198	277
Dioxins/Furans	1,2,3,4,6,7,8-HpCDD	ng/kg	6	6	100%	0.149	0.437	0.204	0.233	0.106
Dioxins/Furans	1,2,3,4,6,7,8-HpCDF	ng/kg	6	6	100%	0.16	0.666	0.2485	0.335	0.211
Dioxins/Furans	1,2,3,4,7,8,9-HpCDF	ng/kg	6	6	100%	0.0241	0.216	0.0676	0.0894	0.072
Dioxins/Furans	1,2,3,4,7,8-HxCDD	ng/kg	6	6	100%	0.016	0.164	0.0411	0.0655	0.0568
Dioxins/Furans	1,2,3,4,7,8-HxCDF	ng/kg	6	6	100%	0.202	0.438	0.2645	0.28	0.0873
Dioxins/Furans	1,2,3,6,7,8-HxCDD	ng/kg	6	6	100%	0.0709	0.258	0.1905	0.17	0.0699
Dioxins/Furans	1,2,3,6,7,8-HxCDF	ng/kg	6	6	100%	0.11	0.337	0.2115	0.215	0.0935
Dioxins/Furans	1,2,3,7,8,9-HxCDD	ng/kg	6	5	83%	0.0308	0.148	0.0596	0.078	0.0517
Dioxins/Furans	1,2,3,7,8,9-HxCDF	ng/kg	6	6	100%	0.0348	0.271	0.0856	0.129	0.104
Dioxins/Furans	1,2,3,7,8-PCDD	ng/kg	6	3	50%	0.289	0.379	0.326	0.331	0.0452
Dioxins/Furans	1,2,3,7,8-PCDF	ng/kg	6	5	83%	0.0627	0.465	0.281	0.29	0.157
Dioxins/Furans	2,3,4,6,7,8-HxCDF	ng/kg	6	6	100%	0.0229	0.149	0.0802	0.0808	0.0465
Dioxins/Furans	2,3,4,7,8-PCDF	ng/kg	6	6	100%	0.273	0.911	0.695	0.64	0.284
Dioxins/Furans	2,3,7,8-TCDD	ng/kg	6	6	100%	1.26	5.35	3.58	3.35	1.57
Dioxins/Furans	2,3,7,8-TCDF	ng/kg	6	5	83%	0.0812	0.224	0.177	0.15	0.0619
Dioxins/Furans	OCDD	ng/kg	6	6	100%	0.294	0.442	0.322	0.343	0.0555
Dioxins/Furans	OCDF	ng/kg	6	6	100%	0.0415	0.324	0.09445	0.133	0.11
Dioxins/Furans	Percent Lipids	%	6	6	100%	0.29	10	0.73	2.14	3.86
Metals	Arsenic	mg/kg	6	6	100%	1.02	2.04	1.53	1.49	0.374
Metals	Calcium	mg/kg	6	6	100%	540	2100	871.5	1010	594
Metals	Chromium	mg/kg	6	2	33%	0.106	0.14	0.123	0.123	0.024
Metals	Copper	mg/kg	6	6	100%	0.132	0.228	0.1615	0.166	0.035
Metals	Magnesium	mg/kg	6	6	100%	338	370	362.5	360	11.3
Metals	Manganese	mg/kg	6	6	100%	0.181	0.413	0.3035	0.297	0.0879
Metals	Mercury	ng/g	6	6	100%	67.1	348	120	156	99.8
Metals	Methyl Mercury	ng/g	6	6	100%	65.9	400	153	176	115
Metals	Potassium	mg/kg	6	6	100%	4540	4840	4715	4720	118
Metals	Selenium	mg/kg	6	6	100%	0.431	0.698	0.6245	0.586	0.125
Metals	Sodium	mg/kg	6	6	100%	381	481	421.5	426	32.5
Metals	Zinc	mg/kg	6	6	100%	4.77	7.85	5.85	6.14	1.2
PCB Congeners	PCB-1	ng/kg	6	6	100%	10.1	35.3	19.6	21.7	9.59
PCB Congeners	PCB-10	ng/kg	6	6	100%	16.3	72.7	46.15	43.8	20.7
PCB Congeners	PCB-103	ng/kg	6	6	100%	19.6	410	65.6	122	150
PCB Congeners	PCB-104	ng/kg	6	5	83%	3.58	43.4	10.2	15.1	16.2
PCB Congeners	PCB-105	ng/kg	6	6	100%	375	7340	1096.5	2110	2670
PCB Congeners	PCB-107	ng/kg	6	6	100%	166	2170	598.5	771	770

Table 3-38
Statistical Summary of Detected Analytes by Zone - Summer Flounder (Fillet)

Parameter Group	Analyte	Units	Number of Valid Results[1]	Number of Detects	Detection Frequency	Minimum Detect	Maximum Detect	Median Value	Mean of Detects	Standard Deviation
PCB Congeners	PCB-108/124	ng/kg	6	6	100%	24.9	414	105.75	140	147
PCB Congeners	PCB-11	ng/kg	6	4	67%	20.3	56.7	30.55	34.5	15.6
PCB Congeners	PCB-110/115	ng/kg	6	5	83%	712	17600	3390	5870	7010
PCB Congeners	PCB-111	ng/kg	6	6	100%	4.27	67.1	13.435	22.2	24.1
PCB Congeners	PCB-112	ng/kg	6	2	33%	2.08	6.81	4.445	4.45	3.34
PCB Congeners	PCB-114	ng/kg	6	6	100%	35.6	615	115.3	184	221
PCB Congeners	PCB-118	ng/kg	6	6	100%	1650	29300	5460	9040	10600
PCB Congeners	PCB-12/13	ng/kg	6	6	100%	2.19	7.28	3.715	4.44	2.07
PCB Congeners	PCB-120	ng/kg	6	6	100%	17.3	287	56.5	96.8	104
PCB Congeners	PCB-121	ng/kg	6	6	100%	1.76	38.2	6.225	11.1	13.8
PCB Congeners	PCB-122	ng/kg	6	6	100%	2.82	41	8.42	13.7	14.7
PCB Congeners	PCB-123	ng/kg	6	6	100%	22.3	519	67.2	138	191
PCB Congeners	PCB-126	ng/kg	3	3	50%	11.9	57.6	45.6	38.4	23.7
PCB Congeners	PCB-127	ng/kg	6	6	100%	1.38	39.7	7.575	11.8	14.4
PCB Congeners	PCB-128/166	ng/kg	6	6	100%	119	3520	365	952	1320
PCB Congeners	PCB-129/138/163	ng/kg	6	6	100%	1360	37700	4455	10200	14000
PCB Congeners	PCB-130	ng/kg	6	6	100%	83.9	1310	340	456	464
PCB Congeners	PCB-131	ng/kg	6	6	100%	3.46	96.5	9.815	26.1	36.2
PCB Congeners	PCB-132	ng/kg	6	6	100%	111	2880	339.5	800	1070
PCB Congeners	PCB-133	ng/kg	6	6	100%	55.4	934	195.4	295	335
PCB Congeners	PCB-134	ng/kg	6	6	100%	17	396	54.5	115	145
PCB Congeners	PCB-135/151	ng/kg	6	6	100%	420	6110	1461	2090	2160
PCB Congeners	PCB-136	ng/kg	6	6	100%	53.5	850	145.5	260	304
PCB Congeners	PCB-137	ng/kg	6	6	100%	53.5	1760	190	461	656
PCB Congeners	PCB-139/140	ng/kg	6	6	100%	14	642	47	156	245
PCB Congeners	PCB-141	ng/kg	6	6	100%	113	3150	433.5	865	1160
PCB Congeners	PCB-142	ng/kg	6	1	17%	2.1	2.1	NA	NA	NA
PCB Congeners	PCB-144	ng/kg	6	6	100%	39.1	767	132.45	228	278
PCB Congeners	PCB-145	ng/kg	6	1	17%	2.82	2.82	NA	NA	NA
PCB Congeners	PCB-146	ng/kg	6	6	100%	387	7300	1356	2260	2640
PCB Congeners	PCB-147/149	ng/kg	6	6	100%	524	11800	1610.5	3520	4400
PCB Congeners	PCB-148	ng/kg	6	6	100%	11.5	177	29.1	53.3	63.5
PCB Congeners	PCB-15	ng/kg	6	3	50%	6.93	38	26.4	23.8	15.7
PCB Congeners	PCB-150	ng/kg	6	6	100%	4.51	64.7	11.62	21	23.3
PCB Congeners	PCB-152	ng/kg	6	4	67%	1.6	14.5	4.645	6.35	5.67
PCB Congeners	PCB-153/168	ng/kg	6	6	100%	1490	46800	4825	12300	17500
PCB Congeners	PCB-154	ng/kg	6	6	100%	64.1	1330	171.5	380	487
PCB Congeners	PCB-155	ng/kg	6	6	100%	7.08	285	19.95	68.2	108
PCB Congeners	PCB-156/157	ng/kg	6	6	100%	180	3140	631.5	983	1130
PCB Congeners	PCB-158	ng/kg	6	6	100%	63.4	2900	200.5	698	1110
PCB Congeners	PCB-159	ng/kg	6	1	17%	1.95	1.95	NA	NA	NA
PCB Congeners	PCB-16	ng/kg	6	6	100%	27.7	255	78.35	97.9	80.9
PCB Congeners	PCB-160	ng/kg	6	1	17%	9.19	9.19	NA	NA	NA
PCB Congeners	PCB-161	ng/kg	6	1	17%	2.32	2.32	NA	NA	NA
PCB Congeners	PCB-162	ng/kg	6	6	100%	14.7	274	55.2	83.8	98.7
PCB Congeners	PCB-164	ng/kg	6	6	100%	31.5	866	103.9	245	325
PCB Congeners	PCB-165	ng/kg	6	6	100%	3.67	69.8	12.18	21	25.2
PCB Congeners	PCB-167	ng/kg	6	6	100%	77.4	1270	287	414	455
PCB Congeners	PCB-17	ng/kg	6	6	100%	284	1620	577.5	763	506
PCB Congeners	PCB-170	ng/kg	6	6	100%	205	6360	764.5	1690	2360
PCB Congeners	PCB-171/173	ng/kg	3	3	50%	60.6	2290	302	884	1220
PCB Congeners	PCB-172	ng/kg	6	6	100%	48.5	1410	175.9	375	523
PCB Congeners	PCB-174	ng/kg	6	6	100%	67.9	2080	201.5	542	783
PCB Congeners	PCB-175	ng/kg	3	3	50%	18	382	77.2	159	195
PCB Congeners	PCB-176	ng/kg	6	6	100%	11.2	331	37.5	86.8	123
PCB Congeners	PCB-177	ng/kg	6	6	100%	150	2540	559	820	904
PCB Congeners	PCB-178	ng/kg	6	6	100%	148	2500	479	755	898
PCB Congeners	PCB-179	ng/kg	6	6	100%	58	1230	158	343	453
PCB Congeners	PCB-18/30	ng/kg	6	6	100%	491	2810	1075	1340	860
PCB Congeners	PCB-180/193	ng/kg	6	6	100%	667	20800	2455	5480	7730
PCB Congeners	PCB-181	ng/kg	1	1	17%	86	86	NA	NA	NA
PCB Congeners	PCB-182	ng/kg	6	6	100%	3.69	104	9.385	25.6	39.1
PCB Congeners	PCB-183/185	ng/kg	3	3	50%	202	7320	939	2820	3910
PCB Congeners	PCB-184	ng/kg	6	6	100%	2.05	48	4.76	12.5	17.8
PCB Congeners	PCB-187	ng/kg	6	6	100%	828	15400	2690	4580	5570

Table 3-38
Statistical Summary of Detected Analytes by Zone - Summer Flounder (Fillet)

Parameter Group	Analyte	Units	Number of Valid Results[1]	Number of Detects	Detection Frequency	Minimum Detect	Maximum Detect	Median Value	Mean of Detects	Standard Deviation
PCB Congeners	PCB-188	ng/kg	6	6	100%	10.5	102	18.65	32.1	35.1
PCB Congeners	PCB-189	ng/kg	6	6	100%	11.8	238	39.55	71.4	86.8
PCB Congeners	PCB-19	ng/kg	6	6	100%	97.7	559	244.5	272	167
PCB Congeners	PCB-190	ng/kg	6	6	100%	43.2	1560	157.4	400	584
PCB Congeners	PCB-191	ng/kg	6	6	100%	10.6	347	36.55	87.9	130
PCB Congeners	PCB-192	ng/kg	6	1	17%	3.04	3.04	NA	NA	NA
PCB Congeners	PCB-194	ng/kg	6	6	100%	109	2710	364	771	1000
PCB Congeners	PCB-195	ng/kg	6	6	100%	31.9	909	100.4	244	339
PCB Congeners	PCB-196	ng/kg	6	6	100%	72.2	2030	208.5	520	758
PCB Congeners	PCB-197/200	ng/kg	6	6	100%	16.2	328	38.6	89.6	121
PCB Congeners	PCB-198/199	ng/kg	6	6	100%	217	4520	653.5	1290	1660
PCB Congeners	PCB-2	ng/kg	6	6	100%	1.15	3.1	2	2.08	0.782
PCB Congeners	PCB-20/28	ng/kg	6	6	100%	1110	9630	2365	3620	3210
PCB Congeners	PCB-201	ng/kg	6	6	100%	41.9	731	92.65	202	268
PCB Congeners	PCB-202	ng/kg	6	6	100%	144	1970	435	638	700
PCB Congeners	PCB-203	ng/kg	6	6	100%	130	3520	430.5	955	1300
PCB Congeners	PCB-204	ng/kg	6	1	17%	7.63	7.63	NA	NA	NA
PCB Congeners	PCB-205	ng/kg	6	6	100%	5.1	121	14.83	34.4	45.2
PCB Congeners	PCB-206	ng/kg	6	6	100%	110	1870	282	578	683
PCB Congeners	PCB-207	ng/kg	6	6	100%	16.1	218	32.6	66.4	78.3
PCB Congeners	PCB-208	ng/kg	6	6	100%	73	772	170.95	273	272
PCB Congeners	PCB-209	ng/kg	5	5	83%	85.8	444	89.1	184	155
PCB Congeners	PCB-21/33	ng/kg	6	6	100%	178	824	219.5	398	307
PCB Congeners	PCB-22	ng/kg	6	6	100%	246	1190	397.5	565	375
PCB Congeners	PCB-23	ng/kg	6	6	100%	0.736	4.2	1.138	1.79	1.41
PCB Congeners	PCB-24	ng/kg	6	6	100%	6.31	42	15.15	18.7	13.1
PCB Congeners	PCB-25	ng/kg	6	6	100%	85.1	437	188.5	227	149
PCB Congeners	PCB-26/29	ng/kg	6	6	100%	240	1260	548	624	413
PCB Congeners	PCB-27	ng/kg	6	6	100%	50.6	377	142	162	117
PCB Congeners	PCB-3	ng/kg	6	2	33%	1.53	2.62	2.075	2.08	0.771
PCB Congeners	PCB-31	ng/kg	6	6	100%	778	4180	1595	2000	1370
PCB Congeners	PCB-32	ng/kg	6	6	100%	247	1500	490.5	663	476
PCB Congeners	PCB-34	ng/kg	6	6	100%	8.19	44.6	14.9	20.5	14.9
PCB Congeners	PCB-37	ng/kg	6	6	100%	10.7	104	22.75	37	35.2
PCB Congeners	PCB-38	ng/kg	6	5	83%	1.11	10.9	2.46	3.83	4.08
PCB Congeners	PCB-39	ng/kg	6	6	100%	3.51	25.3	4.51	9.76	9.05
PCB Congeners	PCB-4	ng/kg	6	6	100%	112	543	308	309	154
PCB Congeners	PCB-40/71	ng/kg	6	6	100%	336	3500	763	1200	1190
PCB Congeners	PCB-41	ng/kg	6	6	100%	25.9	273	45.85	88.7	94.6
PCB Congeners	PCB-42	ng/kg	6	6	100%	206	2830	631	915	981
PCB Congeners	PCB-43	ng/kg	6	6	100%	31.4	381	81.85	126	131
PCB Congeners	PCB-44/47/65	ng/kg	6	6	100%	725	14700	2360	4300	5270
PCB Congeners	PCB-45	ng/kg	6	6	100%	84	918	289	345	302
PCB Congeners	PCB-46	ng/kg	6	6	100%	3.6	35	10.89	13.2	11.2
PCB Congeners	PCB-48	ng/kg	6	6	100%	144	1380	240	462	478
PCB Congeners	PCB-49/69	ng/kg	6	6	100%	869	13000	2540	4220	4640
PCB Congeners	PCB-5	ng/kg	6	6	100%	1.05	5.36	1.68	2.48	1.73
PCB Congeners	PCB-50/53	ng/kg	6	6	100%	158	1180	325	463	382
PCB Congeners	PCB-51	ng/kg	6	6	100%	125	887	224	349	295
PCB Congeners	PCB-52	ng/kg	6	6	100%	1740	17900	5480	6720	6080
PCB Congeners	PCB-54	ng/kg	6	6	100%	15.2	94.3	36.4	42.7	28.7
PCB Congeners	PCB-55	ng/kg	6	3	50%	5.7	14.6	10.2	10.2	4.45
PCB Congeners	PCB-56	ng/kg	6	6	100%	180	1730	484	654	583
PCB Congeners	PCB-57	ng/kg	6	6	100%	5.34	57.3	19.63	23.7	20.7
PCB Congeners	PCB-58	ng/kg	6	6	100%	3.34	45.4	11.19	15.3	15.9
PCB Congeners	PCB-6	ng/kg	6	6	100%	28.9	107	40.45	59.2	36.6
PCB Congeners	PCB-60	ng/kg	6	6	100%	147	2310	418	693	818
PCB Congeners	PCB-61/70/74/76	ng/kg	6	6	100%	1210	18900	4095	5950	6650
PCB Congeners	PCB-62/75	ng/kg	6	6	100%	102	1560	313	491	547
PCB Congeners	PCB-63	ng/kg	6	6	100%	64.4	839	235.5	301	293
PCB Congeners	PCB-64	ng/kg	6	6	100%	388	5380	1174	1780	1890
PCB Congeners	PCB-66	ng/kg	6	6	100%	829	18800	2675	5100	6860
PCB Congeners	PCB-67	ng/kg	6	6	100%	16.5	165	51.3	63.9	55.7
PCB Congeners	PCB-68	ng/kg	6	6	100%	18	245	73	93.2	87.3
PCB Congeners	PCB-7	ng/kg	6	6	100%	4.63	17	8.21	9.71	5.19

Table 3-38
Statistical Summary of Detected Analytes by Zone - Summer Flounder (Fillet)

Parameter Group	Analyte	Units	Number of Valid Results[1]	Number of Detects	Detection Frequency	Minimum Detect	Maximum Detect	Median Value	Mean of Detects	Standard Deviation
PCB Congeners	PCB-72	ng/kg	6	5	83%	32.1	350	151	158	128
PCB Congeners	PCB-73	ng/kg	6	1	17%	60.8	60.8	NA	NA	NA
PCB Congeners	PCB-77	ng/kg	6	6	100%	16.8	244	56.95	87.6	83.6
PCB Congeners	PCB-79	ng/kg	6	6	100%	4.62	84	12.93	25.5	30.7
PCB Congeners	PCB-8	ng/kg	6	6	100%	125	423	150	225	135
PCB Congeners	PCB-81	ng/kg	6	4	67%	2.76	37.2	12.065	16	16.3
PCB Congeners	PCB-82	ng/kg	6	6	100%	25.6	621	84.35	172	227
PCB Congeners	PCB-83	ng/kg	6	5	83%	5.86	40.7	12.6	17.5	13.9
PCB Congeners	PCB-84	ng/kg	6	6	100%	47.4	828	153.5	260	291
PCB Congeners	PCB-85/116/117	ng/kg	6	6	100%	181	5590	667	1510	2070
PCB Congeners	PCB-86/87/97/109/119/125	ng/kg	6	6	100%	397	9890	1289.5	2800	3660
PCB Congeners	PCB-89	ng/kg	6	6	100%	5.7	79.5	13.7	23.8	28
PCB Congeners	PCB-9	ng/kg	6	6	100%	7.24	27.8	11.5	15.7	9.33
PCB Congeners	PCB-90/101/113	ng/kg	6	6	100%	915	21400	3100	6270	7920
PCB Congeners	PCB-91	ng/kg	6	6	100%	128	2770	416.5	854	1030
PCB Congeners	PCB-92	ng/kg	6	6	100%	288	4720	1009	1560	1690
PCB Congeners	PCB-93/100	ng/kg	6	6	100%	32.1	1240	115.9	314	465
PCB Congeners	PCB-94	ng/kg	6	6	100%	3.97	50.5	11.275	17.4	17.3
PCB Congeners	PCB-95	ng/kg	6	6	100%	510	8530	1600	2550	3030
PCB Congeners	PCB-96	ng/kg	6	6	100%	5.45	58.6	16.95	21.6	19.4
PCB Congeners	PCB-98/102	ng/kg	6	6	100%	35.9	454	91.4	145	158
PCB Congeners	PCB-99	ng/kg	6	6	100%	813	24700	3100	6910	9140
PCB Congeners	Total PCB Congeners (209)	ng/kg	6	6	100%	27200	495000	85300	148000	178000
Pesticides	2,4'-DDD	pg/g	6	6	100%	117	1480	766	818	480
Pesticides	2,4'-DDE	pg/g	6	6	100%	169	2000	969.5	1130	729
Pesticides	2,4'-DDT	pg/g	6	5	83%	23.3	287	40.2	105	112
Pesticides	4,4'-DDD	pg/g	6	6	100%	454	16600	3930	6650	6150
Pesticides	4,4'-DDE	pg/g	6	6	100%	1170	35000	8010	15100	14200
Pesticides	4,4'-DDT	pg/g	6	6	100%	21.1	2130	161	592	824
Pesticides	Aldrin	pg/g	6	4	67%	4.2	7.19	6.065	5.88	1.36
Pesticides	Alpha BHC	pg/g	6	5	83%	11.7	26.8	16.2	17.4	5.75
Pesticides	Beta BHC	pg/g	6	5	83%	10.5	23.2	17.9	16.1	5.36
Pesticides	Cis-Chlordane	pg/g	6	6	100%	234	2560	1870	1600	818
Pesticides	Cis-Nonachlor	pg/g	6	6	100%	91.5	1680	763	816	550
Pesticides	Dieldrin	pg/g	6	6	100%	264	1730	1360	1240	561
Pesticides	Endrin	pg/g	6	2	33%	11.5	11.6	11.55	11.6	0.0707
Pesticides	Gamma BHC (Lindane)	pg/g	6	4	67%	6.35	8.71	7.39	7.46	1.03
Pesticides	Heptachlor Epoxide	pg/g	6	6	100%	58.5	532	332.5	317	155
Pesticides	Hexachlorobenzene	pg/g	6	6	100%	101	608	471	419	190
Pesticides	Mirex	pg/g	6	5	83%	26.2	88.9	41.2	51.9	25.7
Pesticides	Oxychlordane	pg/g	6	6	100%	105	967	895	755	331
Pesticides	Trans-Chlordane	pg/g	6	6	100%	124	830	619.5	565	267
Pesticides	Trans-Nonachlor	pg/g	6	6	100%	203	4460	1835	2040	1460
Pesticides	Total Alpha + Gamma Chlordane	pg/g	6	6	100%	358	3290	2515	2170	1060
Pesticides	Total DDT (2,4)	pg/g	6	6	100%	286	3770	1980	2040	1220
Pesticides	Total DDT (4,4)	pg/g	6	6	100%	1650	53700	11900	22300	21000
Pesticides	Total DDT (2,4 & 4,4)	pg/g	6	6	100%	1930	57500	13900	24300	22200
Physical Parameters	Moisture (Water) Content	%	6	6	100%	288	341	328	325	19.5
Physical Parameters	Percent Moisture	%	6	6	100%	74.2	77.3	76.6	76.4	1.15
Semivolatiles	1-Methylnaphthalene	ug/kg	6	1	17%	12	12	NA	NA	NA
Semivolatiles	2-Methylnaphthalene	ug/kg	6	1	17%	23	23	NA	NA	NA
Semivolatiles	Acenaphthene	ug/kg	6	1	17%	8.3	8.3	NA	NA	NA
Semivolatiles	C1-Naphthalenes	ug/kg	6	1	17%	22	22	NA	NA	NA
Semivolatiles	C2-Naphthalenes	ug/kg	6	1	17%	9.4	9.4	NA	NA	NA
Semivolatiles	Fluorene	ug/kg	6	1	17%	6.3	6.3	NA	NA	NA
Semivolatiles	Naphthalene	ug/kg	6	1	17%	98	98	NA	NA	NA
Semivolatiles	Phenanthrene	ug/kg	6	1	17%	10	10	NA	NA	NA
Semivolatiles	Total LMW PAHs	ug/kg	6	1	17%	146	146	NA	NA	NA
Semivolatiles	Total PAHs	ug/kg	6	1	17%	146	146	NA	NA	NA
SOUTH ZONE										
Aroclor PCBs	Aroclor 1248	ug/kg	6	6	100%	35	180	70	82.5	52.4
Aroclor PCBs	Aroclor 1254	ug/kg	6	6	100%	39	150	90	91.8	47.2
Aroclor PCBs	Aroclor 1260	ug/kg	6	3	50%	33	64	53	50	15.7
Aroclor PCBs	Total Aroclor PCBs (Sum of 7 Aroclors)	ug/kg	6	6	100%	74	384	176.5	199	120
Aroclor PCBs	Total Aroclor PCBs (Sum of 9 Aroclors)	ug/kg	6	6	100%	74	384	176.5	199	120

Table 3-38
Statistical Summary of Detected Analytes by Zone - Summer Flounder (Fillet)

Parameter Group	Analyte	Units	Number of Valid Results[1]	Number of Detects	Detection Frequency	Minimum Detect	Maximum Detect	Median Value	Mean of Detects	Standard Deviation
Butyltins	Tributyltin	ug/kg	6	5	83%	1.5	2.1	1.5	1.66	0.261
Dioxins/Furans	1,2,3,4,6,7,8-HpCDD	ng/kg	6	6	100%	0.0814	0.597	0.331	0.319	0.169
Dioxins/Furans	1,2,3,4,6,7,8-HpCDF	ng/kg	6	6	100%	0.132	0.797	0.351	0.428	0.271
Dioxins/Furans	1,2,3,4,7,8,9-HpCDF	ng/kg	6	6	100%	0.0415	0.177	0.0963	0.0978	0.0474
Dioxins/Furans	1,2,3,4,7,8-HxCDD	ng/kg	6	6	100%	0.0522	0.112	0.0693	0.0744	0.0231
Dioxins/Furans	1,2,3,4,7,8-HxCDF	ng/kg	6	6	100%	0.0974	0.847	0.2775	0.356	0.276
Dioxins/Furans	1,2,3,6,7,8-HxCDD	ng/kg	6	6	100%	0.101	0.435	0.3545	0.307	0.131
Dioxins/Furans	1,2,3,6,7,8-HxCDF	ng/kg	6	6	100%	0.0813	0.425	0.2565	0.243	0.135
Dioxins/Furans	1,2,3,7,8,9-HxCDD	ng/kg	6	6	100%	0.0688	0.178	0.134	0.128	0.0373
Dioxins/Furans	1,2,3,7,8,9-HxCDF	ng/kg	6	6	100%	0.0775	0.182	0.1135	0.12	0.0416
Dioxins/Furans	1,2,3,7,8-PCDD	ng/kg	6	3	50%	0.285	0.472	0.4	0.386	0.0943
Dioxins/Furans	1,2,3,7,8-PCDF	ng/kg	6	6	100%	0.159	0.801	0.319	0.382	0.234
Dioxins/Furans	2,3,4,6,7,8-HxCDF	ng/kg	6	5	83%	0.0387	0.186	0.135	0.118	0.0686
Dioxins/Furans	2,3,4,7,8-PCDF	ng/kg	6	6	100%	0.392	1.55	1.03	0.946	0.444
Dioxins/Furans	2,3,7,8-TCDD	ng/kg	6	5	83%	2.01	7.95	7.47	5.97	2.58
Dioxins/Furans	2,3,7,8-TCDF	ng/kg	6	5	83%	0.0735	0.591	0.383	0.382	0.193
Dioxins/Furans	OCDD	ng/kg	6	6	100%	0.166	0.579	0.4575	0.435	0.148
Dioxins/Furans	OCDF	ng/kg	6	6	100%	0.136	0.314	0.2225	0.229	0.0616
Dioxins/Furans	Percent Lipids	%	6	6	100%	0.39	9.7	1.35	2.53	3.56
Metals	Arsenic	mg/kg	6	6	100%	1.03	3.6	1.645	1.9	0.943
Metals	Calcium	mg/kg	6	6	100%	213	1050	655	659	308
Metals	Copper	mg/kg	6	6	100%	0.176	0.391	0.195	0.226	0.0819
Metals	Magnesium	mg/kg	6	6	100%	341	390	369	370	18
Metals	Manganese	mg/kg	6	6	100%	0.182	0.419	0.274	0.291	0.0932
Metals	Mercury	ng/g	6	6	100%	99.5	216	144	152	47.6
Metals	Methyl Mercury	ng/g	6	6	100%	133	261	202.5	198	55.9
Metals	Potassium	mg/kg	6	6	100%	4600	5110	4810	4830	163
Metals	Selenium	mg/kg	6	6	100%	0.492	0.715	0.516	0.564	0.0939
Metals	Sodium	mg/kg	6	6	100%	389	529	451.5	449	51.6
Metals	Zinc	mg/kg	6	6	100%	4.47	7.93	7.05	6.54	1.28
PCB Congeners	PCB-1	ng/kg	5	5	83%	13.2	41.1	34.9	29.6	12.3
PCB Congeners	PCB-10	ng/kg	6	6	100%	26.1	93.4	52.65	55.5	29
PCB Congeners	PCB-103	ng/kg	6	6	100%	27.4	192	97.15	100	64
PCB Congeners	PCB-104	ng/kg	6	6	100%	2.55	15.6	7.515	8.43	5.11
PCB Congeners	PCB-105	ng/kg	5	5	83%	710	4410	2370	2560	1390
PCB Congeners	PCB-107	ng/kg	6	6	100%	318	1410	834.5	833	432
PCB Congeners	PCB-108/124	ng/kg	6	6	100%	68.8	254	169.5	156	75.6
PCB Congeners	PCB-11	ng/kg	6	1	17%	47.4	47.4	NA	NA	NA
PCB Congeners	PCB-110/115	ng/kg	5	5	83%	1160	6900	4910	4190	2230
PCB Congeners	PCB-111	ng/kg	6	6	100%	6.25	31.9	17.3	18	9.79
PCB Congeners	PCB-112	ng/kg	6	1	17%	8.11	8.11	NA	NA	NA
PCB Congeners	PCB-114	ng/kg	6	6	100%	85.3	408	222.5	221	124
PCB Congeners	PCB-118	ng/kg	6	6	100%	3250	17500	10175	9600	5400
PCB Congeners	PCB-12/13	ng/kg	6	6	100%	2.77	8.71	6.35	5.92	2.66
PCB Congeners	PCB-120	ng/kg	6	6	100%	26.5	128	81.65	80.3	43.3
PCB Congeners	PCB-121	ng/kg	6	6	100%	2.75	16.5	9.615	9.37	5.42
PCB Congeners	PCB-122	ng/kg	6	5	83%	4.75	21	10.1	11.7	7.26
PCB Congeners	PCB-123	ng/kg	6	5	83%	43.5	299	172	176	105
PCB Congeners	PCB-126	ng/kg	6	5	83%	21.2	112	30.7	49.2	37.5
PCB Congeners	PCB-127	ng/kg	5	4	67%	3.96	14.6	11.95	10.6	4.69
PCB Congeners	PCB-128/166	ng/kg	6	6	100%	178	1180	672	684	431
PCB Congeners	PCB-129/138/163	ng/kg	6	6	100%	2350	13400	7880	7720	4530
PCB Congeners	PCB-130	ng/kg	6	6	100%	178	711	444	431	202
PCB Congeners	PCB-131	ng/kg	6	6	100%	6.12	23.9	14.35	14.6	7.18
PCB Congeners	PCB-132	ng/kg	6	6	100%	188	896	516	538	307
PCB Congeners	PCB-133	ng/kg	6	6	100%	97	431	246	264	138
PCB Congeners	PCB-134	ng/kg	6	6	100%	36.3	139	83.8	80.1	39.7
PCB Congeners	PCB-135/151	ng/kg	6	6	100%	864	3230	1990	2060	990
PCB Congeners	PCB-136	ng/kg	6	6	100%	88.7	373	188.5	218	119
PCB Congeners	PCB-137	ng/kg	6	6	100%	111	611	336	355	210
PCB Congeners	PCB-139/140	ng/kg	6	6	100%	19.6	184	72.65	91.9	70.3
PCB Congeners	PCB-141	ng/kg	6	6	100%	281	1160	761.5	702	347
PCB Congeners	PCB-143	ng/kg	6	1	17%	7.45	7.45	NA	NA	NA
PCB Congeners	PCB-144	ng/kg	6	6	100%	82.5	350	215.5	208	101
PCB Congeners	PCB-146	ng/kg	6	6	100%	650	3020	1955	1920	1040

Table 3-38
Statistical Summary of Detected Analytes by Zone - Summer Flounder (Fillet)

Parameter Group	Analyte	Units	Number of Valid Results[1]	Number of Detects	Detection Frequency	Minimum Detect	Maximum Detect	Median Value	Mean of Detects	Standard Deviation
PCB Congeners	PCB-147/149	ng/kg	6	6	100%	829	4390	2535	2620	1560
PCB Congeners	PCB-148	ng/kg	6	6	100%	14.6	84	41.65	48.5	28.3
PCB Congeners	PCB-15	ng/kg	6	6	100%	8.78	39.2	31.75	26.1	13.6
PCB Congeners	PCB-150	ng/kg	6	6	100%	6.23	32.6	15.95	18.4	10.5
PCB Congeners	PCB-152	ng/kg	6	5	83%	2.21	5.65	4.51	4.03	1.64
PCB Congeners	PCB-153/168	ng/kg	6	6	100%	2450	16000	8745	8880	5570
PCB Congeners	PCB-154	ng/kg	6	6	100%	73.9	613	282.5	300	193
PCB Congeners	PCB-155	ng/kg	6	6	100%	6.73	75.2	28.55	38.1	30.4
PCB Congeners	PCB-156/157	ng/kg	6	6	100%	395	1750	1106.5	1030	519
PCB Congeners	PCB-158	ng/kg	6	6	100%	97.2	898	356	454	349
PCB Congeners	PCB-159	ng/kg	6	2	33%	1.59	2.48	2.035	2.04	0.629
PCB Congeners	PCB-16	ng/kg	6	6	100%	34.3	310	112	124	99.3
PCB Congeners	PCB-162	ng/kg	6	6	100%	32	129	78.6	80	41
PCB Congeners	PCB-164	ng/kg	6	6	100%	52.1	376	165	181	123
PCB Congeners	PCB-165	ng/kg	6	6	100%	5.84	34.9	14.2	16.5	10.2
PCB Congeners	PCB-167	ng/kg	5	5	83%	160	675	388	396	222
PCB Congeners	PCB-169	ng/kg	6	1	17%	2.03	2.03	NA	NA	NA
PCB Congeners	PCB-17	ng/kg	6	6	100%	415	1320	922.5	889	397
PCB Congeners	PCB-170	ng/kg	6	6	100%	457	1990	1189.5	1210	658
PCB Congeners	PCB-171/173	ng/kg	6	6	100%	106	616	312	348	221
PCB Congeners	PCB-172	ng/kg	6	6	100%	98.5	427	260.5	267	145
PCB Congeners	PCB-174	ng/kg	6	6	100%	122	661	375.5	373	220
PCB Congeners	PCB-175	ng/kg	6	6	100%	32	139	90.2	86.7	44.8
PCB Congeners	PCB-176	ng/kg	6	6	100%	19.9	104	55.75	60.9	34.9
PCB Congeners	PCB-177	ng/kg	6	6	100%	299	1200	674	718	357
PCB Congeners	PCB-178	ng/kg	6	6	100%	250	1040	607	629	307
PCB Congeners	PCB-179	ng/kg	6	6	100%	97.1	451	240.5	259	138
PCB Congeners	PCB-18/30	ng/kg	6	6	100%	677	2350	1610	1520	709
PCB Congeners	PCB-180/193	ng/kg	6	6	100%	1400	6460	3705	3910	2240
PCB Congeners	PCB-181	ng/kg	5	5	83%	3.36	24.5	7.83	13.1	10.2
PCB Congeners	PCB-182	ng/kg	6	6	100%	4.87	28.7	17.325	17.1	10.1
PCB Congeners	PCB-183/185	ng/kg	6	6	100%	332	1970	1034.5	1130	717
PCB Congeners	PCB-184	ng/kg	6	6	100%	2.1	15.6	8.365	9.28	5.66
PCB Congeners	PCB-187	ng/kg	6	6	100%	1410	6490	3750	3880	2100
PCB Congeners	PCB-188	ng/kg	6	6	100%	9.88	48.8	25.75	28.7	14.3
PCB Congeners	PCB-189	ng/kg	6	6	100%	24.4	107	66.2	63	32.1
PCB Congeners	PCB-19	ng/kg	6	6	100%	127	430	288.5	281	137
PCB Congeners	PCB-190	ng/kg	6	6	100%	89.8	472	240.5	271	167
PCB Congeners	PCB-191	ng/kg	6	6	100%	20.7	107	54.9	60.5	36.9
PCB Congeners	PCB-192	ng/kg	6	1	17%	1.31	1.31	NA	NA	NA
PCB Congeners	PCB-194	ng/kg	6	6	100%	244	973	564	572	299
PCB Congeners	PCB-195	ng/kg	6	6	100%	61.9	291	146.5	158	90.7
PCB Congeners	PCB-196	ng/kg	6	6	100%	138	590	347.5	360	197
PCB Congeners	PCB-197/200	ng/kg	6	6	100%	22.2	103	63.35	64.2	34.2
PCB Congeners	PCB-198/199	ng/kg	6	6	100%	399	1540	1051	1000	510
PCB Congeners	PCB-2	ng/kg	6	4	67%	1.19	3.24	2.715	2.47	0.886
PCB Congeners	PCB-20/28	ng/kg	6	6	100%	1670	6900	5180	4350	2150
PCB Congeners	PCB-201	ng/kg	6	6	100%	55.5	236	148	153	78.2
PCB Congeners	PCB-202	ng/kg	6	6	100%	230	941	485.5	541	272
PCB Congeners	PCB-203	ng/kg	6	6	100%	275	1220	692	717	384
PCB Congeners	PCB-204	ng/kg	6	1	17%	2.29	2.29	NA	NA	NA
PCB Congeners	PCB-205	ng/kg	6	6	100%	8.61	46.5	22.3	23.6	14.1
PCB Congeners	PCB-206	ng/kg	6	6	100%	181	636	443.5	432	207
PCB Congeners	PCB-207	ng/kg	6	6	100%	19.5	74.9	51.7	49.8	24.6
PCB Congeners	PCB-208	ng/kg	6	6	100%	105	384	228	232	107
PCB Congeners	PCB-209	ng/kg	6	6	100%	105	308	211	213	88.1
PCB Congeners	PCB-21/33	ng/kg	6	6	100%	247	1070	556	565	309
PCB Congeners	PCB-22	ng/kg	6	6	100%	320	1180	723.5	722	336
PCB Congeners	PCB-23	ng/kg	6	6	100%	1.08	3.63	2.485	2.28	1.02
PCB Congeners	PCB-24	ng/kg	6	5	83%	9.18	25.1	21.6	17.8	7.24
PCB Congeners	PCB-25	ng/kg	6	6	100%	115	462	280	277	152
PCB Congeners	PCB-26/29	ng/kg	6	6	100%	351	1130	761	738	339
PCB Congeners	PCB-27	ng/kg	6	6	100%	79.3	252	160	163	77.6
PCB Congeners	PCB-3	ng/kg	6	4	67%	1.52	3.7	3.125	2.87	0.938
PCB Congeners	PCB-31	ng/kg	6	6	100%	1130	4100	2770	2580	1260

Table 3-38
Statistical Summary of Detected Analytes by Zone - Summer Flounder (Fillet)

Parameter Group	Analyte	Units	Number of Valid Results[1]	Number of Detects	Detection Frequency	Minimum Detect	Maximum Detect	Median Value	Mean of Detects	Standard Deviation
PCB Congeners	PCB-32	ng/kg	6	6	100%	306	1110	779	730	339
PCB Congeners	PCB-34	ng/kg	6	6	100%	11.5	35.6	23.1	23.6	10.3
PCB Congeners	PCB-37	ng/kg	6	6	100%	16.2	101	66.55	57.1	33.7
PCB Congeners	PCB-38	ng/kg	6	4	67%	1.42	6.21	3.57	3.69	2.02
PCB Congeners	PCB-39	ng/kg	6	6	100%	5.81	22.8	12.7	13.1	6.52
PCB Congeners	PCB-4	ng/kg	6	6	100%	157	537	393	364	175
PCB Congeners	PCB-40/71	ng/kg	6	6	100%	512	2020	1230	1210	582
PCB Congeners	PCB-41	ng/kg	6	6	100%	44.2	141	107.5	96.9	42.8
PCB Congeners	PCB-42	ng/kg	6	6	100%	332	1140	749	732	345
PCB Congeners	PCB-43	ng/kg	6	6	100%	55.1	167	126.5	116	48.7
PCB Congeners	PCB-44/47/65	ng/kg	6	6	100%	1120	6190	3505	3650	2200
PCB Congeners	PCB-45	ng/kg	6	6	100%	149	585	386.5	352	173
PCB Congeners	PCB-46	ng/kg	6	6	100%	5.23	28.2	13.25	13.6	8.45
PCB Congeners	PCB-48	ng/kg	6	6	100%	213	850	546.5	514	251
PCB Congeners	PCB-49/69	ng/kg	6	6	100%	1190	5890	3760	3500	1830
PCB Congeners	PCB-5	ng/kg	6	6	100%	1.23	6.35	3.1	3.2	1.92
PCB Congeners	PCB-50/53	ng/kg	6	6	100%	222	662	430.5	444	191
PCB Congeners	PCB-51	ng/kg	6	6	100%	123	437	287.5	290	130
PCB Congeners	PCB-52	ng/kg	6	6	100%	3040	9960	8090	7010	2960
PCB Congeners	PCB-54	ng/kg	6	6	100%	15.2	51.8	31.05	32	14.6
PCB Congeners	PCB-55	ng/kg	6	1	17%	5.22	5.22	NA	NA	NA
PCB Congeners	PCB-56	ng/kg	6	6	100%	285	1130	720.5	696	368
PCB Congeners	PCB-57	ng/kg	6	6	100%	11.1	32.2	24.2	22.4	9.05
PCB Congeners	PCB-58	ng/kg	6	6	100%	6.67	23.1	13.55	14.4	7.2
PCB Congeners	PCB-6	ng/kg	6	6	100%	37.4	126	77.85	78.2	38.7
PCB Congeners	PCB-60	ng/kg	6	6	100%	289	1370	829.5	829	480
PCB Congeners	PCB-61/70/74/76	ng/kg	6	6	100%	2250	10900	6905	6330	3450
PCB Congeners	PCB-62/75	ng/kg	6	6	100%	151	698	465.5	437	230
PCB Congeners	PCB-63	ng/kg	6	6	100%	143	571	362	343	165
PCB Congeners	PCB-64	ng/kg	6	6	100%	556	2860	1675	1580	874
PCB Congeners	PCB-66	ng/kg	6	6	100%	1470	9260	4410	5030	3500
PCB Congeners	PCB-67	ng/kg	6	6	100%	27.2	97.5	71.1	64.8	30.9
PCB Congeners	PCB-68	ng/kg	6	6	100%	35.1	142	91.45	91.2	42.7
PCB Congeners	PCB-7	ng/kg	6	6	100%	4.95	25.4	12.86	13	7.85
PCB Congeners	PCB-72	ng/kg	6	6	100%	52.9	210	128.5	135	64.3
PCB Congeners	PCB-73	ng/kg	6	2	33%	15.7	19.8	17.75	17.8	2.9
PCB Congeners	PCB-77	ng/kg	6	6	100%	42.5	233	169	142	80.1
PCB Congeners	PCB-79	ng/kg	6	6	100%	7.02	36.4	19.05	20	11.6
PCB Congeners	PCB-8	ng/kg	6	6	100%	136	584	323.5	324	174
PCB Congeners	PCB-81	ng/kg	5	4	67%	2.89	16.1	10.1	9.8	5.4
PCB Congeners	PCB-82	ng/kg	6	6	100%	49.5	176	111.85	110	53.5
PCB Congeners	PCB-83	ng/kg	6	4	67%	10.2	39	18.9	21.8	12.8
PCB Congeners	PCB-84	ng/kg	6	6	100%	83.9	326	197.5	198	98.8
PCB Congeners	PCB-85/116/117	ng/kg	6	6	100%	317	2250	1061.5	1210	836
PCB Congeners	PCB-86/87/97/109/119/125	ng/kg	6	6	100%	658	3850	2195	2110	1260
PCB Congeners	PCB-89	ng/kg	6	6	100%	9.81	34.3	20.75	20.7	9.83
PCB Congeners	PCB-9	ng/kg	6	6	100%	8.25	35.5	20.6	20.2	11.1
PCB Congeners	PCB-90/101/113	ng/kg	6	6	100%	1480	8940	5050	4880	2960
PCB Congeners	PCB-91	ng/kg	6	6	100%	198	1120	588	611	357
PCB Congeners	PCB-92	ng/kg	6	6	100%	563	2150	1585	1440	666
PCB Congeners	PCB-93/100	ng/kg	6	6	100%	37.5	413	136.85	202	167
PCB Congeners	PCB-94	ng/kg	6	6	100%	6.6	19.2	11.7	12.3	5.33
PCB Congeners	PCB-95	ng/kg	6	6	100%	902	3200	2475	2180	999
PCB Congeners	PCB-96	ng/kg	6	6	100%	9.79	35.5	17.25	19.6	10.3
PCB Congeners	PCB-98/102	ng/kg	6	6	100%	58.3	210	139.5	136	61
PCB Congeners	PCB-99	ng/kg	6	6	100%	1480	10100	4805	5490	3730
PCB Congeners	Total PCB Congeners (209)	ng/kg	6	6	100%	45900	221000	142000	130000	70100
Pesticides	2,4'-DDD	pg/g	6	6	100%	527	9180	1053	2400	3380
Pesticides	2,4'-DDE	pg/g	6	6	100%	703	7520	2320	3260	2770
Pesticides	2,4'-DDT	pg/g	6	5	83%	27.6	613	149	202	238
Pesticides	4,4'-DDD	pg/g	6	6	100%	1840	45000	6235	13400	16800
Pesticides	4,4'-DDE	pg/g	6	6	100%	5940	63100	29235	32600	27500
Pesticides	4,4'-DDT	pg/g	6	5	83%	109	2540	617	1140	1150
Pesticides	Aldrin	pg/g	6	2	33%	6.59	8.77	7.68	7.68	1.54
Pesticides	Alpha BHC	pg/g	6	6	100%	5.71	20.7	16.05	14.5	6.43

Table 3-38
Statistical Summary of Detected Analytes by Zone - Summer Flounder (Fillet)

Parameter Group	Analyte	Units	Number of Valid Results[1]	Number of Detects	Detection Frequency	Minimum Detect	Maximum Detect	Median Value	Mean of Detects	Standard Deviation
Pesticides	Beta BHC	pg/g	6	4	67%	5.42	19.6	10.91	11.7	6.59
Pesticides	Cis-Chlordane	pg/g	6	6	100%	400	4620	1380	1770	1500
Pesticides	Cis-Nonachlor	pg/g	6	6	100%	174	2450	852.5	988	818
Pesticides	Dieldrin	pg/g	6	6	100%	344	2530	1305	1360	806
Pesticides	Endosulfan Sulfate	pg/g	6	1	17%	26.2	26.2	NA	NA	NA
Pesticides	Endrin	pg/g	6	1	17%	13.7	13.7	NA	NA	NA
Pesticides	Gamma BHC (Lindane)	pg/g	6	2	33%	7.36	11.2	9.28	9.28	2.72
Pesticides	Heptachlor Epoxide	pg/g	6	6	100%	65.2	439	291	269	151
Pesticides	Hexachlorobenzene	pg/g	6	6	100%	144	812	421	460	277
Pesticides	Mirex	pg/g	5	5	83%	29.8	97.4	38.6	52.3	27.4
Pesticides	Oxychlordane	pg/g	6	6	100%	208	2080	801.5	982	749
Pesticides	Trans-Chlordane	pg/g	6	6	100%	173	1210	516.5	644	429
Pesticides	Trans-Nonachlor	pg/g	6	6	100%	417	6720	1915	2490	2290
Pesticides	Total Alpha + Gamma Chlordane	pg/g	6	6	100%	573	5830	2095	2410	1850
Pesticides	Total DDT (2,4)	pg/g	6	6	100%	1260	15400	3775	5830	5580
Pesticides	Total DDT (4,4)	pg/g	6	6	100%	8110	111000	35900	47000	43300
Pesticides	Total DDT (2,4 & 4,4)	pg/g	6	6	100%	9370	126000	41550	52800	48300
Physical Parameters	Moisture (Water) Content	%	6	6	100%	291	338	318.5	317	15.4
Physical Parameters	Percent Moisture	%	6	6	100%	74.5	77.1	76.1	76	0.859
Semivolatiles	1-Methylnaphthalene	ug/kg	6	1	17%	20	20	NA	NA	NA
Semivolatiles	2-Methylnaphthalene	ug/kg	6	1	17%	27	27	NA	NA	NA
Semivolatiles	Acenaphthene	ug/kg	6	1	17%	19	19	NA	NA	NA
Semivolatiles	Anthracene	ug/kg	6	1	17%	6.6	6.6	NA	NA	NA
Semivolatiles	C1-Naphthalenes	ug/kg	6	1	17%	32	32	NA	NA	NA
Semivolatiles	C1-Phenanthrene/Anthracene	ug/kg	6	1	17%	6.3	6.3	NA	NA	NA
Semivolatiles	C2-Naphthalenes	ug/kg	6	1	17%	13	13	NA	NA	NA
Semivolatiles	C3-Naphthalenes	ug/kg	6	1	17%	5.8	5.8	NA	NA	NA
Semivolatiles	Fluoranthene	ug/kg	6	1	17%	9.8	9.8	NA	NA	NA
Semivolatiles	Fluorene	ug/kg	6	1	17%	15	15	NA	NA	NA
Semivolatiles	Naphthalene	ug/kg	6	1	17%	71	71	NA	NA	NA
Semivolatiles	Phenanthrene	ug/kg	6	1	17%	32	32	NA	NA	NA
Semivolatiles	Pyrene	ug/kg	6	1	17%	5.7	5.7	NA	NA	NA
Semivolatiles	Total HMW PAHs	ug/kg	6	1	17%	15.5	15.5	NA	NA	NA
Semivolatiles	Total LMW PAHs	ug/kg	6	1	17%	171	171	NA	NA	NA
Semivolatiles	Total PAHs	ug/kg	6	1	17%	186	186	NA	NA	NA

Footnotes:
[1]Valid results are results that were found to be valid as a result of data validation. Only valid data are used in statistical analyses. Additional details regarding rejected data are provided in Appendix E of this report.

Notes:
1. Only detected values were included in the calculation of Totals.
2. Non-detect ("U" qualified) data were excluded from the statistical analysis.

DDD = dichlorodiphenyldichloroethane
DDE = dichlorodiphenyldichloroethylene
DDT = dichlorodiphenyltrichloroethane
HMW = high molecular weight
LMW = low molecular weight
PAH = polycyclic aromatic hydrocarbon
PCB = polychlorinated biphenyl
NA = not applicable

% = percent
mg/kg = milligrams per kilogram
ng/g = nanograms per gram
ng/kg = nanograms per kilogram
pg/g = picograms per gram
ug/kg = micrograms per kilogram

Table 3-39
Statistical Summary of Detected Analytes - White Perch (Fillet)

Parameter Group	Analyte	Units	Number of Valid Results[1]	Number of Detects	Detection Frequency	Minimum Detect	Maximum Detect	Median Value	Mean of Detects	Standard Deviation
Aroclor PCBs	Aroclor 1248	ug/kg	18	18	100%	95	580	255	268	143
Aroclor PCBs	Aroclor 1254	ug/kg	18	18	100%	110	500	280	278	125
Aroclor PCBs	Aroclor 1260	ug/kg	18	18	100%	41	260	152.5	137	75.1
Aroclor PCBs	Total Aroclor PCBs (Sum of 7 Aroclors)	ug/kg	18	18	100%	250	1250	677.5	683	336
Aroclor PCBs	Total Aroclor PCBs (Sum of 9 Aroclors)	ug/kg	18	18	100%	250	1250	677.5	683	336
Dioxins/Furans	1,2,3,4,6,7,8-HpCDD	ng/kg	18	18	100%	0.204	0.555	0.3085	0.326	0.107
Dioxins/Furans	1,2,3,4,6,7,8-HpCDF	ng/kg	18	18	100%	0.568	4.12	1.57	1.88	0.994
Dioxins/Furans	1,2,3,4,7,8,9-HpCDF	ng/kg	18	6	33%	0.0607	0.181	0.09395	0.101	0.0423
Dioxins/Furans	1,2,3,4,7,8-HxCDD	ng/kg	18	18	100%	0.0694	0.389	0.1885	0.206	0.0874
Dioxins/Furans	1,2,3,4,7,8-HxCDF	ng/kg	18	18	100%	0.322	2.87	1.295	1.34	0.69
Dioxins/Furans	1,2,3,6,7,8-HxCDD	ng/kg	18	18	100%	0.221	0.926	0.50475	0.529	0.178
Dioxins/Furans	1,2,3,6,7,8-HxCDF	ng/kg	18	18	100%	0.455	1.66	1.055	1.05	0.331
Dioxins/Furans	1,2,3,7,8,9-HxCDD	ng/kg	18	16	89%	0.0466	0.224	0.12425	0.126	0.0485
Dioxins/Furans	1,2,3,7,8,9-HxCDF	ng/kg	18	17	94%	0.0537	0.208	0.0896	0.0918	0.0363
Dioxins/Furans	1,2,3,7,8-PCDD	ng/kg	18	7	39%	0.424	0.736	0.635	0.61	0.118
Dioxins/Furans	1,2,3,7,8-PCDF	ng/kg	18	18	100%	1.55	4.93	2.16	2.58	0.941
Dioxins/Furans	2,3,4,6,7,8-HxCDF	ng/kg	18	18	100%	0.0752	0.33	0.195	0.19	0.0584
Dioxins/Furans	2,3,4,7,8-PCDF	ng/kg	18	18	100%	1.61	4.59	3.175	3.08	0.783
Dioxins/Furans	2,3,7,8-TCDD	ng/kg	18	18	100%	1.44	31.8	12.625	13.2	7.12
Dioxins/Furans	2,3,7,8-TCDF	ng/kg	18	18	100%	1.28	6.39	3.01	3.33	1.29
Dioxins/Furans	OCDD	ng/kg	18	18	100%	0.457	1.51	0.601	0.718	0.285
Dioxins/Furans	OCDF	ng/kg	18	18	100%	0.0606	0.408	0.17	0.182	0.0888
Dioxins/Furans	Percent Lipids	%	18	18	100%	0.59	6.05	1.55	1.75	1.22
Metals	Aluminum	mg/kg	18	2	11%	5.79	10.37	8.08	8.08	3.24
Metals	Arsenic	mg/kg	18	18	100%	0.3	1.19	0.674	0.671	0.235
Metals	Barium	mg/kg	18	4	22%	0.23	0.348	0.2765	0.283	0.0571
Metals	Calcium	mg/kg	18	18	100%	329	4570	1295	1520	1030
Metals	Chromium	mg/kg	18	13	72%	0.0979	0.278	0.111	0.131	0.0485
Metals	Copper	mg/kg	18	18	100%	0.541	0.801	0.6045	0.607	0.0624
Metals	Iron	mg/kg	18	17	94%	4.86	7.55	5.65	5.83	0.85
Metals	Lead	mg/kg	18	13	72%	0.0257	0.103	0.044	0.0455	0.0208
Metals	Magnesium	mg/kg	18	18	100%	251	433	296.5	303	42.8
Metals	Manganese	mg/kg	18	10	56%	0.212	0.871	0.356	0.418	0.203
Metals	Mercury	ng/g	18	18	100%	133	429.5	255	269	85.2
Metals	Methyl Mercury	ng/g	16	16	89%	153	657	341.5	352	139
Metals	Potassium	mg/kg	18	18	100%	3570	4490	3772.5	3820	209
Metals	Selenium	mg/kg	18	18	100%	0.484	0.811	0.6	0.61	0.0977
Metals	Sodium	mg/kg	18	18	100%	554	1050	821	820	103
Metals	Vanadium	mg/kg	18	1	6%	0.0343	0.0343	NA	NA	NA
Metals	Zinc	mg/kg	18	18	100%	6.87	18.7	11	11.2	3.11
PCB Congeners	PCB-1	ng/kg	6	6	33%	21.3	109	47.35	52.2	29.6
PCB Congeners	PCB-10	ng/kg	18	18	100%	27	160	55.05	62.7	32.2
PCB Congeners	PCB-103	ng/kg	18	18	100%	194	709	460	468	143
PCB Congeners	PCB-104	ng/kg	18	17	94%	15.9	93	57.4	56.3	23.3
PCB Congeners	PCB-105	ng/kg	18	18	100%	3310	9930	6225	6640	1950
PCB Congeners	PCB-107	ng/kg	18	18	100%	1270	3090	2072.5	2180	601
PCB Congeners	PCB-108/124	ng/kg	18	18	100%	409	1080	743	734	201
PCB Congeners	PCB-11	ng/kg	17	5	28%	132	180	149	151	18.6
PCB Congeners	PCB-110/115	ng/kg	18	18	100%	9340	34100	20350	21000	7290
PCB Congeners	PCB-111	ng/kg	18	18	100%	19.1	56.6	35.65	36.6	11
PCB Congeners	PCB-112	ng/kg	13	13	72%	32.3	178	76.1	91.6	45.3
PCB Congeners	PCB-114	ng/kg	18	18	100%	272	772	483.5	504	146
PCB Congeners	PCB-118	ng/kg	18	18	100%	13200	37500	23250	25000	7340
PCB Congeners	PCB-12/13	ng/kg	18	14	78%	10.11	20.6	13.4	14	3.12
PCB Congeners	PCB-120	ng/kg	18	18	100%	90.1	265	164	172	51.1
PCB Congeners	PCB-121	ng/kg	18	18	100%	13	36.3	23.4	23.3	6.98
PCB Congeners	PCB-122	ng/kg	18	18	100%	86.8	294	174.5	177	54.7
PCB Congeners	PCB-123	ng/kg	18	18	100%	215	750	495.5	493	158
PCB Congeners	PCB-126	ng/kg	18	18	100%	28.4	78.8	50.85	54.6	14.4
PCB Congeners	PCB-127	ng/kg	18	18	100%	15	61.4	37.3	38.4	12.4
PCB Congeners	PCB-128/166	ng/kg	18	18	100%	1230	3970	2415	2610	816
PCB Congeners	PCB-129/138/163	ng/kg	18	18	100%	15500	41000	26900	27600	8300
PCB Congeners	PCB-133	ng/kg	18	18	100%	442	909	689	680	146
PCB Congeners	PCB-135/151	ng/kg	18	18	100%	3890	9850	6340	6680	1940
PCB Congeners	PCB-136	ng/kg	18	18	100%	789	2370	1455	1510	467

Table 3-39
Statistical Summary of Detected Analytes - White Perch (Fillet)

Parameter Group	Analyte	Units	Number of Valid Results[1]	Number of Detects	Detection Frequency	Minimum Detect	Maximum Detect	Median Value	Mean of Detects	Standard Deviation
PCB Congeners	PCB-137	ng/kg	17	17	94%	657	1830	1030	1120	354
PCB Congeners	PCB-139/140	ng/kg	13	13	72%	274	665	471	474	129
PCB Congeners	PCB-141	ng/kg	18	18	100%	1780	4890	3245	3350	916
PCB Congeners	PCB-144	ng/kg	1	1	6%	990	990	NA	NA	NA
PCB Congeners	PCB-145	ng/kg	18	3	17%	8.29	10.4	9.11	9.27	1.06
PCB Congeners	PCB-147/149	ng/kg	18	18	100%	8010	23600	14100	15000	4570
PCB Congeners	PCB-148	ng/kg	18	18	100%	53.4	162.5	92.6	101	33.4
PCB Congeners	PCB-15	ng/kg	13	9	50%	8.8	34.3	17.3	19.7	8.53
PCB Congeners	PCB-150	ng/kg	18	18	100%	32.3	139	80.45	84.6	29.2
PCB Congeners	PCB-152	ng/kg	18	18	100%	9.9	39.9	26.05	24.6	9.43
PCB Congeners	PCB-153/168	ng/kg	18	18	100%	16600	45700	31000	30500	9560
PCB Congeners	PCB-154	ng/kg	18	18	100%	326	1100	672	742	241
PCB Congeners	PCB-155	ng/kg	18	18	100%	29.9	291	175.75	174	69.6
PCB Congeners	PCB-156/157	ng/kg	18	18	100%	1510	3710	2505	2570	677
PCB Congeners	PCB-158	ng/kg	18	18	100%	968	2800	1840	1950	580
PCB Congeners	PCB-16	ng/kg	18	18	100%	597	2240	1105	1140	407
PCB Congeners	PCB-162	ng/kg	18	15	83%	66.7	233	144	138	44.2
PCB Congeners	PCB-164	ng/kg	13	13	72%	749	1840	1330	1270	345
PCB Congeners	PCB-167	ng/kg	18	18	100%	602	1530	1029.75	1040	288
PCB Congeners	PCB-17	ng/kg	18	18	100%	1220	3900	2115	2250	758
PCB Congeners	PCB-170	ng/kg	18	18	100%	2700	6780	4432.5	4660	1320
PCB Congeners	PCB-172	ng/kg	12	12	67%	456.5	1480	831	893	302
PCB Congeners	PCB-175	ng/kg	4	4	22%	138	203	168.5	170	33.3
PCB Congeners	PCB-176	ng/kg	18	18	100%	179	503	327	335	104
PCB Congeners	PCB-178	ng/kg	12	12	67%	892	2060	1220	1370	402
PCB Congeners	PCB-179	ng/kg	18	18	100%	741	1780	1190	1230	325
PCB Congeners	PCB-18/30	ng/kg	18	18	100%	1960	6420	3475	3670	1210
PCB Congeners	PCB-180/193	ng/kg	18	17	94%	8440	20600	13300	13800	3890
PCB Congeners	PCB-184	ng/kg	18	18	100%	10.2	58.1	22.95	27.3	12.4
PCB Congeners	PCB-188	ng/kg	14	14	78%	33.6	82.95	55.3	56.3	15.8
PCB Congeners	PCB-189	ng/kg	10	10	56%	89.5	283	173.25	184	63
PCB Congeners	PCB-19	ng/kg	18	18	100%	318	920	521.5	543	164
PCB Congeners	PCB-190	ng/kg	18	18	100%	629	1560	1082.5	1060	290
PCB Congeners	PCB-191	ng/kg	18	18	100%	121	304	195	202	55.8
PCB Congeners	PCB-194	ng/kg	18	18	100%	1490	3760	2495	2500	690
PCB Congeners	PCB-195	ng/kg	18	18	100%	458	1290	858.5	854	245
PCB Congeners	PCB-196	ng/kg	18	18	100%	672	1920	1165	1240	390
PCB Congeners	PCB-198/199	ng/kg	18	18	100%	1850	5190	3135	3260	994
PCB Congeners	PCB-20/28	ng/kg	18	18	100%	5620	21100	11150	11700	4040
PCB Congeners	PCB-201	ng/kg	18	18	100%	221	583	347.5	368	111
PCB Congeners	PCB-202	ng/kg	18	18	100%	706	1780	1145	1170	331
PCB Congeners	PCB-203	ng/kg	18	18	100%	1340	3540	2340	2310	660
PCB Congeners	PCB-204	ng/kg	18	1	6%	10.4	10.4	NA	NA	NA
PCB Congeners	PCB-205	ng/kg	18	18	100%	63.9	156	110	107	28.8
PCB Congeners	PCB-206	ng/kg	3	3	17%	931	1430	1040	1130	262
PCB Congeners	PCB-207	ng/kg	18	18	100%	88.7	303	154.5	169	64.1
PCB Congeners	PCB-208	ng/kg	9	9	50%	232	813	482	489	185
PCB Congeners	PCB-209	ng/kg	18	18	100%	426	1390	856.5	854	296
PCB Congeners	PCB-21/33	ng/kg	18	18	100%	816	3140	1515	1600	576
PCB Congeners	PCB-22	ng/kg	18	18	100%	952	3360	1745	1900	625
PCB Congeners	PCB-23	ng/kg	18	17	94%	4.18	9.8	5.51	5.83	1.37
PCB Congeners	PCB-24	ng/kg	18	1	6%	53	53	NA	NA	NA
PCB Congeners	PCB-25	ng/kg	18	18	100%	673	2830	1327.5	1470	602
PCB Congeners	PCB-26/29	ng/kg	18	18	100%	1220	3840	2192.5	2360	764
PCB Congeners	PCB-27	ng/kg	18	18	100%	330	919	542	550	168
PCB Congeners	PCB-31	ng/kg	18	18	100%	2990	11700	5365	5960	2580
PCB Congeners	PCB-32	ng/kg	18	18	100%	1180	3160	2007.5	2070	572
PCB Congeners	PCB-34	ng/kg	18	18	100%	45.9	192	83.8	96.2	38.1
PCB Congeners	PCB-37	ng/kg	18	18	100%	71.7	515	213	245	116
PCB Congeners	PCB-38	ng/kg	18	16	89%	8.45	33.3	12.3	14.3	6.3
PCB Congeners	PCB-39	ng/kg	18	18	100%	25.8	92.8	49.425	52	17.2
PCB Congeners	PCB-4	ng/kg	18	18	100%	319	1440	615	656	252
PCB Congeners	PCB-40/71	ng/kg	18	18	100%	3040	11900	6690	7200	2400
PCB Congeners	PCB-41	ng/kg	18	18	100%	199	799	405.5	407	136
PCB Congeners	PCB-42	ng/kg	18	18	100%	1980	8490	4480	4930	1680

Table 3-39
Statistical Summary of Detected Analytes - White Perch (Fillet)

Parameter Group	Analyte	Units	Number of Valid Results[1]	Number of Detects	Detection Frequency	Minimum Detect	Maximum Detect	Median Value	Mean of Detects	Standard Deviation
PCB Congeners	PCB-43	ng/kg	18	18	100%	307	1100	649.5	694	222
PCB Congeners	PCB-44/47/65	ng/kg	18	18	100%	8460	31900	19250	19900	6540
PCB Congeners	PCB-45	ng/kg	18	17	94%	664	2140	1310	1360	435
PCB Congeners	PCB-46	ng/kg	18	18	100%	283	914	567.5	571	177
PCB Congeners	PCB-48	ng/kg	18	18	100%	958	4140	2455	2390	781
PCB Congeners	PCB-49/69	ng/kg	18	18	100%	6840	27600	15200	16200	5650
PCB Congeners	PCB-5	ng/kg	18	11	61%	4.31	10.7	4.7	5.4	1.87
PCB Congeners	PCB-50/53	ng/kg	18	18	100%	1240	4140	2685	2610	784
PCB Congeners	PCB-51	ng/kg	18	18	100%	639	2740	1742.5	1690	606
PCB Congeners	PCB-52	ng/kg	18	18	100%	11500	38900	22600	23700	8000
PCB Congeners	PCB-54	ng/kg	18	18	100%	32.4	206	71.85	84	41.4
PCB Congeners	PCB-55	ng/kg	18	18	100%	39.3	153	89.5	93.4	31.3
PCB Congeners	PCB-56	ng/kg	18	18	100%	2240	7770	4345	4820	1490
PCB Congeners	PCB-57	ng/kg	18	18	100%	56.5	172	98.1	103	31.2
PCB Congeners	PCB-58	ng/kg	18	18	100%	42.1	187	99.7	107	39.5
PCB Congeners	PCB-6	ng/kg	18	18	100%	97.9	355	196.5	207	70.4
PCB Congeners	PCB-60	ng/kg	18	18	100%	940	3940	1990	2230	756
PCB Congeners	PCB-61/70/74/76	ng/kg	18	18	100%	11500	45000	27000	28100	9700
PCB Congeners	PCB-62/75	ng/kg	18	18	100%	764	2620	1670	1690	521
PCB Congeners	PCB-63	ng/kg	18	18	100%	530	1520	935.25	1020	307
PCB Congeners	PCB-64	ng/kg	18	18	100%	3040	12400	7035	7370	2490
PCB Congeners	PCB-66	ng/kg	18	18	100%	7410	32200	19500	20200	7080
PCB Congeners	PCB-67	ng/kg	18	18	100%	200	809	417.5	466	161
PCB Congeners	PCB-68	ng/kg	18	18	100%	179	539	317	330	100
PCB Congeners	PCB-7	ng/kg	18	17	94%	10.8	38.5	16.7	18.3	6.64
PCB Congeners	PCB-72	ng/kg	18	18	100%	257	778	417	462	147
PCB Congeners	PCB-73	ng/kg	18	18	100%	45.3	140	85.95	87.9	29.1
PCB Congeners	PCB-77	ng/kg	18	18	100%	469	1510	904.75	870	263
PCB Congeners	PCB-79	ng/kg	18	18	100%	69	260	157	161	53.4
PCB Congeners	PCB-8	ng/kg	18	18	100%	219	863	395.5	423	154
PCB Congeners	PCB-81	ng/kg	18	16	89%	18.3	60.2	35.8	34.2	10.8
PCB Congeners	PCB-82	ng/kg	18	18	100%	596	2030	1285	1320	423
PCB Congeners	PCB-83	ng/kg	9	9	50%	300.5	1290	1010	948	329
PCB Congeners	PCB-84	ng/kg	18	18	100%	1550	5260	3320	3360	1040
PCB Congeners	PCB-85/116/117	ng/kg	18	18	100%	1790	6680	4075	4270	1450
PCB Congeners	PCB-86/87/97/109/119/125	ng/kg	18	18	100%	5070	18400	11350	11600	3760
PCB Congeners	PCB-89	ng/kg	18	18	100%	77.5	304	200	198	69.4
PCB Congeners	PCB-9	ng/kg	18	18	100%	17	59.3	29.05	31.3	10
PCB Congeners	PCB-90/101/113	ng/kg	18	18	100%	10100	36500	22050	22900	7890
PCB Congeners	PCB-91	ng/kg	18	18	100%	1530	6430	3545	3730	1270
PCB Congeners	PCB-92	ng/kg	8	8	44%	1930	7210	4695	4600	1760
PCB Congeners	PCB-93/100	ng/kg	18	18	100%	316	1410	965.5	946	324
PCB Congeners	PCB-94	ng/kg	18	18	100%	104	362	237	229	72.1
PCB Congeners	PCB-95	ng/kg	18	18	100%	6550	22600	12050	13400	4620
PCB Congeners	PCB-96	ng/kg	18	18	100%	59.2	214	127.5	132	42.7
PCB Congeners	PCB-98/102	ng/kg	18	18	100%	427	1930	1095	1130	385
PCB Congeners	PCB-99	ng/kg	13	13	72%	9380	25500	16800	17600	5220
PCB Congeners	Total PCB Congeners (209)	ng/kg	18	18	100%	217000	700000	445000	456000	142000
Pesticides	2,4'-DDD	pg/g	18	18	100%	2710	101000	20200	32700	29200
Pesticides	2,4'-DDE	pg/g	18	18	100%	1730	19750	7000	8330	4890
Pesticides	2,4'-DDT	pg/g	18	18	100%	104	30400	1510	5150	8500
Pesticides	4,4'-DDD	pg/g	18	18	100%	9730	368500	65100	102000	92800
Pesticides	4,4'-DDE	pg/g	18	18	100%	27200	237000	91100	97700	52000
Pesticides	4,4'-DDT	pg/g	18	18	100%	602	63500	6820	15200	20000
Pesticides	Aldrin	pg/g	18	18	100%	13.5	109	31.85	38.9	23.6
Pesticides	Alpha BHC	pg/g	18	15	83%	22.5	196	39.2	48.4	42.6
Pesticides	Beta BHC	pg/g	18	17	94%	13.7	53.35	33.9	33.4	10.4
Pesticides	Cis-Chlordane	pg/g	18	18	100%	6030	55200	17000	18900	10600
Pesticides	Cis-Nonachlor	pg/g	18	18	100%	2410	11800	6487.5	6550	2340
Pesticides	Delta BHC	pg/g	18	3	17%	4.62	4.77	4.755	4.72	0.0826
Pesticides	Dieldrin	pg/g	18	18	100%	2700	11700	6025	6280	2050
Pesticides	Endosulfan Sulfate	pg/g	18	1	6%	59.2	59.2	NA	NA	NA
Pesticides	Endrin	pg/g	18	12	67%	13.3	75.4	29.95	34.6	18.9
Pesticides	Endrin Ketone	pg/g	15	2	11%	91.7	100	95.85	95.9	5.87
Pesticides	Gamma BHC (Lindane)	pg/g	18	13	72%	9.17	24.7	20.1	18.7	4.77

Table 3-39
Statistical Summary of Detected Analytes - White Perch (Fillet)

Parameter Group	Analyte	Units	Number of Valid Results[1]	Number of Detects	Detection Frequency	Minimum Detect	Maximum Detect	Median Value	Mean of Detects	Standard Deviation
Pesticides	Heptachlor	pg/g	18	11	61%	8.12	36.5	21.2	19.9	9.72
Pesticides	Heptachlor Epoxide	pg/g	18	18	100%	540	4700	1460	1670	929
Pesticides	Hexachlorobenzene	pg/g	18	18	100%	502	2220	1072.5	1080	427
Pesticides	Mirex	pg/g	18	18	100%	84	942	211.5	272	209
Pesticides	Oxychlordane	pg/g	18	18	100%	1080	4530	2790	2710	958
Pesticides	Trans-Chlordane	pg/g	18	18	100%	1110	11300	3545	3870	2360
Pesticides	Trans-Nonachlor	pg/g	18	18	100%	5910	30000	16700	16800	5800
Pesticides	Total Alpha + Gamma Chlordane	pg/g	18	18	100%	7140	66500	20500	22800	12900
Pesticides	Total DDT (2,4)	pg/g	18	18	100%	4540	139000	28450	46200	39200
Pesticides	Total DDT (4,4)	pg/g	18	18	100%	37500	618000	160500	215000	148000
Pesticides	Total DDT (2,4 & 4,4)	pg/g	18	18	100%	42100	708500	186000	261000	183000
Physical Parameters	Moisture (Water) Content	%	18	18	100%	315	414	363.5	370	26.6
Physical Parameters	Percent Moisture	%	18	18	100%	75.9	80.5	78.4	78.7	1.21
Semivolatiles	Isophorone	ug/kg	18	3	17%	67	86	71	74.7	10

Footnotes:
[1]Valid results are results that were found to be valid as a result of data validation. Only valid data are used in statistical analyses. Additional details regarding rejected data are provided in Appendix E of this report.

Notes:
1. Only detected values were included in the calculation of Totals.
2. Non-detect ("U" qualified) data were excluded from the statistical analysis.

DDD = dichlorodiphenyldichloroethane
DDE = dichlorodiphenyldichloroethylene
DDT = dichlorodiphenyltrichloroethane
HMW = high molecular weight
LMW = low molecular weight
PAH = polycyclic aromatic hydrocarbon
PCB = polychlorinated biphenyl
NA = not applicable

% = percent
mg/kg = milligrams per kilogram
ng/g = nanograms per gram
ng/kg = nanograms per kilogram
pg/g = picograms per gram
ug/kg = micrograms per kilogram

Table 3-40
Statistical Summary of Detected Analytes by Zone - White Perch (Fillet)

Parameter Group	Analyte	Units	Number of Valid Results[1]	Number of Detects	Detection Frequency	Minimum Detect	Maximum Detect	Median Value	Mean of Detects	Standard Deviation
NORTH ZONE										
Aroclor PCBs	Aroclor 1248	ug/kg	6	6	100%	92	320	117.5	170	103
Aroclor PCBs	Aroclor 1254	ug/kg	6	6	100%	97	350	140	191	110
Aroclor PCBs	Aroclor 1260	ug/kg	6	6	100%	41	200	44	90	74.2
Aroclor PCBs	Total Aroclor PCBs (Sum of 7 Aroclors)	ug/kg	6	6	100%	230	830	299.5	452	284
Aroclor PCBs	Total Aroclor PCBs (Sum of 9 Aroclors)	ug/kg	6	6	100%	230	830	299.5	452	284
Dioxins/Furans	1,2,3,4,6,7,8-HpCDD	ng/kg	6	6	100%	0.225	0.416	0.2865	0.304	0.0719
Dioxins/Furans	1,2,3,4,6,7,8-HpCDF	ng/kg	6	6	100%	1.13	3	1.645	1.82	0.639
Dioxins/Furans	1,2,3,4,7,8,9-HpCDF	ng/kg	6	2	33%	0.0607	0.0743	0.0675	0.0675	0.00962
Dioxins/Furans	1,2,3,4,7,8-HxCDD	ng/kg	6	6	100%	0.114	0.247	0.19	0.19	0.0486
Dioxins/Furans	1,2,3,4,7,8-HxCDF	ng/kg	6	6	100%	0.913	3.76	1.275	1.87	1.17
Dioxins/Furans	1,2,3,6,7,8-HxCDD	ng/kg	6	6	100%	0.221	0.689	0.564	0.508	0.167
Dioxins/Furans	1,2,3,6,7,8-HxCDF	ng/kg	6	6	100%	0.795	1.29	1.195	1.09	0.226
Dioxins/Furans	1,2,3,7,8,9-HxCDD	ng/kg	6	6	100%	0.0466	0.15	0.1215	0.109	0.0411
Dioxins/Furans	1,2,3,7,8,9-HxCDF	ng/kg	6	6	100%	0.07	0.096	0.08325	0.0828	0.011
Dioxins/Furans	1,2,3,7,8-PCDD	ng/kg	6	2	33%	0.518	0.719	0.6185	0.619	0.142
Dioxins/Furans	1,2,3,7,8-PCDF	ng/kg	6	6	100%	1.55	3.03	2.19	2.24	0.589
Dioxins/Furans	2,3,4,6,7,8-HxCDF	ng/kg	6	6	100%	0.0752	0.269	0.197	0.189	0.0731
Dioxins/Furans	2,3,4,7,8-PCDF	ng/kg	6	6	100%	2.11	4.8	3.46	3.53	1.04
Dioxins/Furans	2,3,7,8-TCDD	ng/kg	6	6	100%	7.69	21.8	15.65	15.1	6.38
Dioxins/Furans	2,3,7,8-TCDF	ng/kg	6	6	100%	1.28	4.4	2.555	2.83	1.28
Dioxins/Furans	OCDD	ng/kg	6	6	100%	0.457	0.772	0.6475	0.634	0.122
Dioxins/Furans	OCDF	ng/kg	6	6	100%	0.112	0.263	0.148	0.168	0.0618
Dioxins/Furans	Percent Lipids	%	6	6	100%	0.59	2.1	1.09	1.24	0.602
Metals	Arsenic	mg/kg	6	6	100%	0.505	0.963	0.788	0.754	0.183
Metals	Barium	mg/kg	6	1	17%	0.348	0.348	NA	NA	NA
Metals	Calcium	mg/kg	6	6	100%	552	4570	1050	1550	1500
Metals	Chromium	mg/kg	6	5	83%	0.0989	0.113	0.103	0.106	0.00609
Metals	Copper	mg/kg	6	6	100%	0.551	0.801	0.641	0.654	0.0845
Metals	Iron	mg/kg	6	6	100%	4.86	7.55	5.145	5.75	1.18
Metals	Lead	mg/kg	6	5	83%	0.0397	0.0458	0.044	0.0427	0.00282
Metals	Magnesium	mg/kg	6	6	100%	250	433	285.5	301	67.3
Metals	Manganese	mg/kg	6	2	33%	0.489	0.605	0.547	0.547	0.082
Metals	Mercury	ng/g	6	6	100%	161	389	222.5	248	89.9
Metals	Methyl Mercury	ng/g	5	5	83%	175	473	269	319	136
Metals	Potassium	mg/kg	6	6	100%	3490	4490	3790	3850	370
Metals	Selenium	mg/kg	6	6	100%	0.496	0.762	0.597	0.608	0.0935
Metals	Sodium	mg/kg	6	6	100%	554	835	776	748	103
Metals	Vanadium	mg/kg	6	1	17%	0.0343	0.0343	NA	NA	NA
Metals	Zinc	mg/kg	6	6	100%	6.87	18.7	9.595	11.1	4.62
PCB Congeners	PCB-1	ng/kg	3	3	50%	21.3	47.8	40.1	36.4	13.6
PCB Congeners	PCB-10	ng/kg	6	6	100%	27	107	41.55	52.7	31
PCB Congeners	PCB-103	ng/kg	6	6	100%	251	670	461	463	147
PCB Congeners	PCB-104	ng/kg	6	6	100%	23	86.1	69.3	62.6	24.7
PCB Congeners	PCB-105	ng/kg	6	6	100%	4280	9930	6290	6540	2290
PCB Congeners	PCB-107	ng/kg	6	6	100%	1270	2970	2030	2040	665
PCB Congeners	PCB-108/124	ng/kg	6	6	100%	441	1080	620	668	241
PCB Congeners	PCB-11	ng/kg	6	1	17%	180	180	NA	NA	NA
PCB Congeners	PCB-110/115	ng/kg	6	6	100%	12600	31800	17950	19800	8150
PCB Congeners	PCB-111	ng/kg	6	6	100%	19.1	48.7	39.2	36.7	12.4
PCB Congeners	PCB-112	ng/kg	6	6	100%	32.3	130	71.5	70.6	35.9
PCB Congeners	PCB-114	ng/kg	6	6	100%	314	772	486.5	495	176
PCB Congeners	PCB-118	ng/kg	6	6	100%	14900	37500	23550	24400	8550
PCB Congeners	PCB-12/13	ng/kg	6	3	50%	12.8	20.6	13.2	15.5	4.39
PCB Congeners	PCB-120	ng/kg	6	6	100%	90.1	222	183	166	47.8
PCB Congeners	PCB-121	ng/kg	6	6	100%	13	34.7	25.3	24.5	8.68
PCB Congeners	PCB-122	ng/kg	6	6	100%	103	294	139.5	159	69.6
PCB Congeners	PCB-123	ng/kg	6	6	100%	262	632	445	436	148
PCB Congeners	PCB-126	ng/kg	6	6	100%	28.4	78.8	50	52.9	17.4
PCB Congeners	PCB-127	ng/kg	6	6	100%	24.4	61.4	36.1	39.8	15.7
PCB Congeners	PCB-128/166	ng/kg	6	6	100%	1770	3930	2560	2630	858
PCB Congeners	PCB-129/138/163	ng/kg	6	6	100%	16700	39700	28650	27900	9150
PCB Congeners	PCB-133	ng/kg	6	6	100%	442	858	717	672	174
PCB Congeners	PCB-135/151	ng/kg	6	6	100%	3890	9820	5850	6440	2360
PCB Congeners	PCB-136	ng/kg	6	6	100%	825	2370	1255	1460	590

Table 3-40
Statistical Summary of Detected Analytes by Zone - White Perch (Fillet)

Parameter Group	Analyte	Units	Number of Valid Results[1]	Number of Detects	Detection Frequency	Minimum Detect	Maximum Detect	Median Value	Mean of Detects	Standard Deviation
PCB Congeners	PCB-137	ng/kg	5	5	83%	657	1830	1010	1110	480
PCB Congeners	PCB-139/140	ng/kg	5	5	83%	274	657	413	422	157
PCB Congeners	PCB-141	ng/kg	6	6	100%	1780	4320	3020	3060	962
PCB Congeners	PCB-144	ng/kg	1	1	17%	990	990	NA	NA	NA
PCB Congeners	PCB-145	ng/kg	6	1	17%	10.4	10.4	NA	NA	NA
PCB Congeners	PCB-147/149	ng/kg	6	6	100%	9340	23600	13050	14700	5580
PCB Congeners	PCB-148	ng/kg	6	6	100%	63.3	158	111.9	110	42.7
PCB Congeners	PCB-15	ng/kg	4	2	33%	17.6	34.3	25.95	26	11.8
PCB Congeners	PCB-150	ng/kg	6	6	100%	53.2	139	74.2	88.9	34.8
PCB Congeners	PCB-152	ng/kg	6	6	100%	11.8	39.9	28.65	27.2	11.8
PCB Congeners	PCB-153/168	ng/kg	6	6	100%	17200	45700	33250	31700	10600
PCB Congeners	PCB-154	ng/kg	6	6	100%	466	1080	808.5	792	267
PCB Congeners	PCB-155	ng/kg	6	6	100%	104	262	188.5	178	55.9
PCB Congeners	PCB-156/157	ng/kg	6	6	100%	1510	3710	2545	2540	843
PCB Congeners	PCB-158	ng/kg	6	6	100%	1270	2800	2070	2000	641
PCB Congeners	PCB-16	ng/kg	6	6	100%	674	2240	1090	1190	543
PCB Congeners	PCB-162	ng/kg	6	5	83%	112	233	155	166	45.9
PCB Congeners	PCB-164	ng/kg	5	5	83%	749	1840	861	1110	471
PCB Congeners	PCB-167	ng/kg	6	6	100%	602	1430	974.5	1020	326
PCB Congeners	PCB-17	ng/kg	6	6	100%	1230	3900	2085	2200	909
PCB Congeners	PCB-170	ng/kg	6	6	100%	3060	6130	4805	4640	1320
PCB Congeners	PCB-172	ng/kg	3	3	50%	700	1180	913	931	241
PCB Congeners	PCB-176	ng/kg	6	6	100%	187	490	305	322	119
PCB Congeners	PCB-178	ng/kg	3	3	50%	989	1730	1100	1270	400
PCB Congeners	PCB-179	ng/kg	6	6	100%	809	1730	1085	1190	361
PCB Congeners	PCB-18/30	ng/kg	6	6	100%	2000	6420	3400	3650	1520
PCB Congeners	PCB-180/193	ng/kg	6	5	83%	9570	18400	16200	14200	4210
PCB Congeners	PCB-184	ng/kg	6	6	100%	15	34.9	23.8	23.8	7.29
PCB Congeners	PCB-188	ng/kg	6	6	100%	33.6	78.6	55.3	55.5	14.6
PCB Congeners	PCB-189	ng/kg	2	2	33%	179	243	211	211	45.3
PCB Congeners	PCB-19	ng/kg	6	6	100%	318	878	452	519	205
PCB Congeners	PCB-190	ng/kg	6	6	100%	679	1320	1120	1050	272
PCB Congeners	PCB-191	ng/kg	6	6	100%	145	275	217	212	54.7
PCB Congeners	PCB-194	ng/kg	6	6	100%	1790	3100	2615	2480	538
PCB Congeners	PCB-195	ng/kg	6	6	100%	552	1070	908.5	853	205
PCB Congeners	PCB-196	ng/kg	6	6	100%	899	1630	1425	1320	337
PCB Congeners	PCB-198/199	ng/kg	6	6	100%	2270	4160	3480	3230	782
PCB Congeners	PCB-20/28	ng/kg	6	6	100%	6610	21100	10550	11300	5110
PCB Congeners	PCB-201	ng/kg	6	6	100%	232	446	390	366	82.4
PCB Congeners	PCB-202	ng/kg	6	6	100%	706	1360	1205	1160	244
PCB Congeners	PCB-203	ng/kg	6	6	100%	1610	2800	2600	2350	532
PCB Congeners	PCB-205	ng/kg	6	6	100%	70.1	124	108.5	102	22.1
PCB Congeners	PCB-206	ng/kg	2	2	33%	931	1430	1180.5	1180	353
PCB Congeners	PCB-207	ng/kg	6	6	100%	91.1	224	157	159	49
PCB Congeners	PCB-208	ng/kg	4	4	67%	304	584	473	459	116
PCB Congeners	PCB-209	ng/kg	6	6	100%	426	888	811	718	197
PCB Congeners	PCB-21/33	ng/kg	6	6	100%	862	3140	1340	1560	805
PCB Congeners	PCB-22	ng/kg	6	6	100%	1170	3360	1675	1850	769
PCB Congeners	PCB-23	ng/kg	6	5	83%	4.46	9.8	5.51	6.16	2.19
PCB Congeners	PCB-25	ng/kg	6	6	100%	673	2300	984	1170	574
PCB Congeners	PCB-26/29	ng/kg	6	6	100%	1220	3810	1805	2110	913
PCB Congeners	PCB-27	ng/kg	6	6	100%	334	919	547	567	233
PCB Congeners	PCB-31	ng/kg	6	6	100%	2990	11700	4695	5560	3230
PCB Congeners	PCB-32	ng/kg	6	6	100%	1180	3140	1885	1980	638
PCB Congeners	PCB-34	ng/kg	6	6	100%	45.9	147	71.15	79.9	34.5
PCB Congeners	PCB-37	ng/kg	6	6	100%	71.7	515	173	219	168
PCB Congeners	PCB-38	ng/kg	6	6	100%	8.62	33.3	11.25	15.4	9.61
PCB Congeners	PCB-39	ng/kg	6	6	100%	28.8	92.8	41.85	50.5	23.4
PCB Congeners	PCB-4	ng/kg	6	6	100%	319	1010	507.5	571	247
PCB Congeners	PCB-40/71	ng/kg	6	6	100%	3930	10900	6290	6740	2380
PCB Congeners	PCB-41	ng/kg	6	6	100%	245	799	401.5	442	196
PCB Congeners	PCB-42	ng/kg	6	6	100%	2660	7250	4235	4530	1570
PCB Congeners	PCB-43	ng/kg	6	6	100%	362	1100	614.5	658	248
PCB Congeners	PCB-44/47/65	ng/kg	6	6	100%	10500	31600	18750	19200	7120
PCB Congeners	PCB-45	ng/kg	6	6	100%	760	2100	1280	1340	466

Table 3-40
Statistical Summary of Detected Analytes by Zone - White Perch (Fillet)

Parameter Group	Analyte	Units	Number of Valid Results[1]	Number of Detects	Detection Frequency	Minimum Detect	Maximum Detect	Median Value	Mean of Detects	Standard Deviation
PCB Congeners	PCB-46	ng/kg	6	6	100%	291	914	542	553	207
PCB Congeners	PCB-48	ng/kg	6	6	100%	1290	4140	2090	2310	990
PCB Congeners	PCB-49/69	ng/kg	6	6	100%	8350	25000	14700	15100	5800
PCB Congeners	PCB-5	ng/kg	6	3	50%	4.44	10.7	4.7	6.61	3.54
PCB Congeners	PCB-50/53	ng/kg	6	6	100%	1240	4140	2445	2570	991
PCB Congeners	PCB-51	ng/kg	6	6	100%	727	2740	1795	1750	639
PCB Congeners	PCB-52	ng/kg	6	6	100%	12500	38900	21200	22300	9340
PCB Congeners	PCB-54	ng/kg	6	6	100%	32.4	124	82.4	82	32.5
PCB Congeners	PCB-55	ng/kg	6	6	100%	39.3	148	63.25	76.7	40
PCB Congeners	PCB-56	ng/kg	6	6	100%	2610	7770	3975	4350	1790
PCB Congeners	PCB-57	ng/kg	6	6	100%	56.5	172	90.1	95.5	41.3
PCB Congeners	PCB-58	ng/kg	6	6	100%	63.4	163	85.9	93.9	35.5
PCB Congeners	PCB-6	ng/kg	6	6	100%	97.9	304	159.5	171	69.9
PCB Congeners	PCB-60	ng/kg	6	6	100%	1530	3940	2060	2340	909
PCB Congeners	PCB-61/70/74/76	ng/kg	6	6	100%	15100	45000	24100	25700	10600
PCB Congeners	PCB-62/75	ng/kg	6	6	100%	971	2510	1620	1610	535
PCB Congeners	PCB-63	ng/kg	6	6	100%	611	1470	917.5	947	317
PCB Congeners	PCB-64	ng/kg	6	6	100%	4120	10400	6415	6780	2260
PCB Congeners	PCB-66	ng/kg	6	6	100%	11500	30500	18100	18800	7020
PCB Congeners	PCB-67	ng/kg	6	6	100%	248	809	364	424	197
PCB Congeners	PCB-68	ng/kg	6	6	100%	179	492	293.5	301	112
PCB Congeners	PCB-7	ng/kg	6	5	83%	10.8	38.5	13.9	18	11.5
PCB Congeners	PCB-72	ng/kg	6	6	100%	259	668	409.5	410	148
PCB Congeners	PCB-73	ng/kg	6	6	100%	45.3	140	84.4	85.4	33.9
PCB Congeners	PCB-77	ng/kg	6	6	100%	469	1510	774	837	374
PCB Congeners	PCB-79	ng/kg	6	6	100%	94.2	258	139	154	64.9
PCB Congeners	PCB-8	ng/kg	6	6	100%	219	863	332.5	402	235
PCB Congeners	PCB-81	ng/kg	6	5	83%	22.8	60.2	35.5	36.2	14.9
PCB Congeners	PCB-82	ng/kg	6	6	100%	782	2010	1210	1250	473
PCB Congeners	PCB-83	ng/kg	4	4	67%	561	1230	805.5	851	324
PCB Congeners	PCB-84	ng/kg	6	6	100%	1940	4970	2900	3170	1140
PCB Congeners	PCB-85/116/117	ng/kg	6	6	100%	2710	6170	3940	4080	1420
PCB Congeners	PCB-86/87/97/109/119/125	ng/kg	6	6	100%	6950	16700	10055	10800	3890
PCB Congeners	PCB-89	ng/kg	6	6	100%	91.9	299	173.5	178	79.5
PCB Congeners	PCB-9	ng/kg	6	6	100%	17	59.3	26.8	30.3	14.8
PCB Congeners	PCB-90/101/113	ng/kg	6	6	100%	13900	34900	19700	21500	8280
PCB Congeners	PCB-91	ng/kg	6	6	100%	2140	5100	3170	3420	1170
PCB Congeners	PCB-92	ng/kg	3	3	50%	2790	6570	3860	4410	1950
PCB Congeners	PCB-93/100	ng/kg	6	6	100%	490	1410	1050.5	1030	348
PCB Congeners	PCB-94	ng/kg	6	6	100%	108	362	212	228	85.1
PCB Congeners	PCB-95	ng/kg	6	6	100%	8590	20700	11050	12400	4590
PCB Congeners	PCB-96	ng/kg	6	6	100%	61	214	112.5	128	53.3
PCB Congeners	PCB-98/102	ng/kg	6	6	100%	561	1670	997	1060	387
PCB Congeners	PCB-99	ng/kg	6	6	100%	9380	24200	16650	16200	5430
PCB Congeners	Total PCB Congeners (209)	ng/kg	6	6	100%	281000	700000	432000	441000	156000
Pesticides	2,4'-DDD	pg/g	6	6	100%	2710	71800	30000	34700	28400
Pesticides	2,4'-DDE	pg/g	6	6	100%	1730	18200	7580	9240	6120
Pesticides	2,4'-DDT	pg/g	6	6	100%	104	30400	1525	6130	11900
Pesticides	4,4'-DDD	pg/g	6	6	100%	9730	344000	88100	122000	122000
Pesticides	4,4'-DDE	pg/g	6	6	100%	27200	225000	89800	109000	73900
Pesticides	4,4'-DDT	pg/g	6	6	100%	602	55300	7625	14300	20600
Pesticides	Aldrin	pg/g	6	6	100%	13.5	39.3	21.5	23.9	10.1
Pesticides	Alpha BHC	pg/g	6	5	83%	22.5	196	35.8	67.7	72.7
Pesticides	Beta BHC	pg/g	6	5	83%	13.7	53	34.1	32.3	14.4
Pesticides	Cis-Chlordane	pg/g	6	6	100%	6030	21900	15450	14600	5530
Pesticides	Cis-Nonachlor	pg/g	6	6	100%	2410	6560	5210	5070	1450
Pesticides	Delta BHC	pg/g	6	2	33%	4.35	4.77	4.56	4.56	0.297
Pesticides	Dieldrin	pg/g	6	6	100%	2700	7190	6240	5640	1620
Pesticides	Endosulfan Sulfate	pg/g	6	1	17%	55.1	55.1	NA	NA	NA
Pesticides	Endrin	pg/g	6	4	67%	13.3	29.7	24.55	23	6.98
Pesticides	Endrin Ketone	pg/g	6	1	17%	91.7	91.7	NA	NA	NA
Pesticides	Gamma BHC (Lindane)	pg/g	6	3	50%	13.9	23.5	20.1	19.2	4.87
Pesticides	Heptachlor	pg/g	6	2	33%	8.21	14.6	11.405	11.4	4.52
Pesticides	Heptachlor Epoxide	pg/g	6	6	100%	540	1520	1145	1120	336
Pesticides	Hexachlorobenzene	pg/g	6	6	100%	565	1380	1072	1050	329

Table 3-40
Statistical Summary of Detected Analytes by Zone - White Perch (Fillet)

Parameter Group	Analyte	Units	Number of Valid Results[1]	Number of Detects	Detection Frequency	Minimum Detect	Maximum Detect	Median Value	Mean of Detects	Standard Deviation
Pesticides	Mirex	pg/g	6	6	100%	98.1	942	164	285	323
Pesticides	Oxychlordane	pg/g	6	6	100%	1080	3600	2420	2440	1020
Pesticides	Trans-Chlordane	pg/g	6	6	100%	1110	5070	2830	2940	1460
Pesticides	Trans-Nonachlor	pg/g	6	6	100%	5910	18500	12950	13100	4250
Pesticides	Total Alpha + Gamma Chlordane	pg/g	6	6	100%	7140	27000	18600	17600	6930
Pesticides	Total DDT (2,4)	pg/g	6	6	100%	4540	103000	43850	50100	39800
Pesticides	Total DDT (4,4)	pg/g	6	6	100%	37500	581000	206500	245000	196000
Pesticides	Total DDT (2,4 & 4,4)	pg/g	6	6	100%	42100	669000	250500	295000	230000
Physical Parameters	Moisture (Water) Content	%	6	6	100%	365	414	397	394	16.5
Physical Parameters	Percent Moisture	%	6	6	100%	78.5	80.5	79.85	79.7	0.672
Semivolatiles	Isophorone	ug/kg	6	1	17%	67	67	NA	NA	NA
CENTRAL ZONE										
Aroclor PCBs	Aroclor 1248	ug/kg	6	6	100%	150	580	265	325	169
Aroclor PCBs	Aroclor 1254	ug/kg	6	6	100%	160	500	275	310	131
Aroclor PCBs	Aroclor 1260	ug/kg	6	6	100%	55	260	145	153	85.5
Aroclor PCBs	Total Aroclor PCBs (Sum of 7 Aroclors)	ug/kg	6	6	100%	365	1250	685	788	379
Aroclor PCBs	Total Aroclor PCBs (Sum of 9 Aroclors)	ug/kg	6	6	100%	365	1250	685	788	379
Dioxins/Furans	1,2,3,4,6,7,8-HpCDD	ng/kg	6	6	100%	0.218	0.481	0.31	0.318	0.0892
Dioxins/Furans	1,2,3,4,6,7,8-HpCDF	ng/kg	6	6	100%	1.53	4.12	2.39	2.65	1.18
Dioxins/Furans	1,2,3,4,7,8,9-HpCDF	ng/kg	6	2	33%	0.102	0.181	0.1415	0.142	0.0559
Dioxins/Furans	1,2,3,4,7,8-HxCDD	ng/kg	6	6	100%	0.143	0.324	0.215	0.224	0.0607
Dioxins/Furans	1,2,3,4,7,8-HxCDF	ng/kg	6	6	100%	1.32	1.75	1.62	1.59	0.168
Dioxins/Furans	1,2,3,6,7,8-HxCDD	ng/kg	6	6	100%	0.351	0.595	0.448	0.456	0.104
Dioxins/Furans	1,2,3,6,7,8-HxCDF	ng/kg	6	6	100%	0.739	1.66	1.215	1.25	0.359
Dioxins/Furans	1,2,3,7,8,9-HxCDD	ng/kg	6	5	83%	0.0814	0.224	0.114	0.129	0.0553
Dioxins/Furans	1,2,3,7,8,9-HxCDF	ng/kg	6	5	83%	0.0537	0.208	0.0897	0.104	0.0618
Dioxins/Furans	1,2,3,7,8-PCDD	ng/kg	6	3	50%	0.544	0.727	0.635	0.635	0.0915
Dioxins/Furans	1,2,3,7,8-PCDF	ng/kg	6	6	100%	1.73	3.96	2.84	2.8	0.856
Dioxins/Furans	2,3,4,6,7,8-HxCDF	ng/kg	6	6	100%	0.176	0.33	0.203	0.221	0.0554
Dioxins/Furans	2,3,4,7,8-PCDF	ng/kg	6	6	100%	2.56	3.97	3.435	3.39	0.467
Dioxins/Furans	2,3,7,8-TCDD	ng/kg	6	6	100%	8.36	31.8	13.6	15.6	8.4
Dioxins/Furans	2,3,7,8-TCDF	ng/kg	6	6	100%	2.28	4.33	3.24	3.31	0.692
Dioxins/Furans	OCDD	ng/kg	6	6	100%	0.455	0.65	0.582	0.56	0.0757
Dioxins/Furans	OCDF	ng/kg	6	6	100%	0.0977	0.408	0.226	0.232	0.119
Dioxins/Furans	Percent Lipids	%	6	6	100%	0.99	1.6	1.5	1.4	0.248
Metals	Aluminum	mg/kg	6	2	33%	5.79	15.2	10.495	10.5	6.65
Metals	Arsenic	mg/kg	6	6	100%	0.3	0.796	0.4765	0.499	0.189
Metals	Barium	mg/kg	6	1	17%	0.24	0.24	NA	NA	NA
Metals	Calcium	mg/kg	6	6	100%	329	1900	1121	1050	626
Metals	Chromium	mg/kg	6	5	83%	0.0979	0.278	0.159	0.168	0.0666
Metals	Copper	mg/kg	6	6	100%	0.546	0.648	0.591	0.594	0.0378
Metals	Iron	mg/kg	6	5	83%	4.87	6.4	5.48	5.65	0.602
Metals	Lead	mg/kg	6	4	67%	0.0257	0.103	0.0496	0.057	0.0329
Metals	Magnesium	mg/kg	6	6	100%	251	328	302.5	293	29.2
Metals	Manganese	mg/kg	6	4	67%	0.212	0.375	0.235	0.264	0.0756
Metals	Mercury	ng/g	6	6	100%	195	417	347.5	322	79.1
Metals	Methyl Mercury	ng/g	6	6	100%	317	576	429.5	435	91.3
Metals	Potassium	mg/kg	6	6	100%	3600	3970	3865	3830	134
Metals	Selenium	mg/kg	6	6	100%	0.497	0.795	0.535	0.574	0.115
Metals	Sodium	mg/kg	6	6	100%	812	1050	826	861	92.7
Metals	Zinc	mg/kg	6	6	100%	8.28	16.7	11	11.7	2.79
PCB Congeners	PCB-1	ng/kg	2	2	33%	47.8	109	78.4	78.4	43.3
PCB Congeners	PCB-10	ng/kg	6	6	100%	39.8	160	63.25	74.9	44.2
PCB Congeners	PCB-103	ng/kg	6	6	100%	344	709	503.5	503	133
PCB Congeners	PCB-104	ng/kg	6	5	83%	35.2	93	54.5	59.7	23
PCB Congeners	PCB-105	ng/kg	6	6	100%	5370	9150	7010	7190	1710
PCB Congeners	PCB-107	ng/kg	6	6	100%	1700	3090	2365	2430	595
PCB Congeners	PCB-108/124	ng/kg	6	6	100%	628	1040	799	809	172
PCB Congeners	PCB-11	ng/kg	5	1	17%	157	157	NA	NA	NA
PCB Congeners	PCB-110/115	ng/kg	6	6	100%	15500	34100	23700	24100	7690
PCB Congeners	PCB-111	ng/kg	6	6	100%	25.2	49.2	34.6	36.8	10.2
PCB Congeners	PCB-112	ng/kg	3	3	50%	76.1	178	119	124	51.2
PCB Congeners	PCB-114	ng/kg	6	6	100%	389	694	550.5	552	126
PCB Congeners	PCB-118	ng/kg	6	6	100%	19800	34400	27150	27300	6350
PCB Congeners	PCB-12/13	ng/kg	6	5	83%	9.62	17.3	14	13.8	3.57

Table 3-40
Statistical Summary of Detected Analytes by Zone - White Perch (Fillet)

Parameter Group	Analyte	Units	Number of Valid Results[1]	Number of Detects	Detection Frequency	Minimum Detect	Maximum Detect	Median Value	Mean of Detects	Standard Deviation
PCB Congeners	PCB-120	ng/kg	6	6	100%	118	265	179.5	188	58.4
PCB Congeners	PCB-121	ng/kg	6	6	100%	18.4	29.4	21.5	22.6	4.7
PCB Congeners	PCB-122	ng/kg	6	6	100%	145	273	193.5	201	45.3
PCB Congeners	PCB-123	ng/kg	6	6	100%	385	750	587	569	150
PCB Congeners	PCB-126	ng/kg	6	6	100%	48.3	77.7	62.75	62.1	12
PCB Congeners	PCB-127	ng/kg	6	6	100%	28.6	44.8	35	36.1	5.86
PCB Congeners	PCB-128/166	ng/kg	6	6	100%	1820	3750	2625	2720	772
PCB Congeners	PCB-129/138/163	ng/kg	6	6	100%	20200	37700	26850	28400	8000
PCB Congeners	PCB-133	ng/kg	6	6	100%	528	897	676.5	702	135
PCB Congeners	PCB-135/151	ng/kg	6	6	100%	5060	9240	6795	6930	1770
PCB Congeners	PCB-136	ng/kg	6	6	100%	1150	2200	1655	1620	421
PCB Congeners	PCB-137	ng/kg	6	6	100%	853	1560	1122	1180	301
PCB Congeners	PCB-139/140	ng/kg	4	4	67%	360	665	546	529	129
PCB Congeners	PCB-141	ng/kg	6	6	100%	2620	4890	3595	3670	864
PCB Congeners	PCB-145	ng/kg	6	2	33%	8.29	9.11	8.7	8.7	0.58
PCB Congeners	PCB-147/149	ng/kg	6	6	100%	11400	22700	15900	16400	4520
PCB Congeners	PCB-148	ng/kg	6	6	100%	79.3	133	92.75	100	23.6
PCB Congeners	PCB-15	ng/kg	4	2	33%	14.7	17.3	16	16	1.84
PCB Congeners	PCB-150	ng/kg	6	6	100%	62.2	131	92.55	93.8	26.5
PCB Congeners	PCB-152	ng/kg	6	6	100%	14.8	33.6	24.1	23.9	7.97
PCB Congeners	PCB-153/168	ng/kg	6	6	100%	20900	43600	30000	31900	9420
PCB Congeners	PCB-154	ng/kg	6	6	100%	571	1080	756.5	794	217
PCB Congeners	PCB-155	ng/kg	6	6	100%	126	291	233	220	63.3
PCB Congeners	PCB-156/157	ng/kg	6	6	100%	1900	3350	2560	2630	607
PCB Congeners	PCB-158	ng/kg	6	6	100%	1510	2730	1930	2050	566
PCB Congeners	PCB-16	ng/kg	6	6	100%	747	1740	1325	1250	362
PCB Congeners	PCB-162	ng/kg	6	4	67%	98.8	147	123	123	26.1
PCB Congeners	PCB-164	ng/kg	4	4	67%	1050	1710	1465	1420	274
PCB Congeners	PCB-167	ng/kg	6	6	100%	736	1420	1054.5	1090	278
PCB Congeners	PCB-17	ng/kg	6	6	100%	1550	3820	2665	2550	793
PCB Congeners	PCB-170	ng/kg	6	6	100%	3760	6770	4540	4980	1340
PCB Congeners	PCB-172	ng/kg	4	4	67%	758	1480	866	993	329
PCB Congeners	PCB-175	ng/kg	2	2	33%	186	193	189.5	190	4.95
PCB Congeners	PCB-176	ng/kg	6	6	100%	230	503	364	367	116
PCB Congeners	PCB-178	ng/kg	6	6	100%	1070	2060	1365	1500	438
PCB Congeners	PCB-179	ng/kg	6	6	100%	904	1780	1300	1320	369
PCB Congeners	PCB-18/30	ng/kg	6	6	100%	2400	5830	4410	4110	1210
PCB Congeners	PCB-180/193	ng/kg	6	6	100%	10700	20600	13300	14800	4100
PCB Congeners	PCB-184	ng/kg	6	6	100%	20.1	58.1	33.05	36	16.5
PCB Congeners	PCB-188	ng/kg	4	4	67%	36.2	79.8	67.6	62.8	19.6
PCB Congeners	PCB-189	ng/kg	3	3	50%	165	283	167	205	67.6
PCB Congeners	PCB-19	ng/kg	6	6	100%	364	920	565	597	182
PCB Congeners	PCB-190	ng/kg	6	6	100%	819	1510	1032	1120	292
PCB Congeners	PCB-191	ng/kg	6	6	100%	163	304	195	217	61.3
PCB Congeners	PCB-194	ng/kg	6	6	100%	1890	3760	2515	2760	811
PCB Congeners	PCB-195	ng/kg	6	6	100%	670	1290	847	945	278
PCB Congeners	PCB-196	ng/kg	6	6	100%	936	1920	1195	1370	447
PCB Congeners	PCB-198/199	ng/kg	6	6	100%	2410	5190	3210	3610	1210
PCB Congeners	PCB-20/28	ng/kg	6	6	100%	8880	18300	14500	13600	3400
PCB Congeners	PCB-201	ng/kg	6	6	100%	250	583	370.5	406	143
PCB Congeners	PCB-202	ng/kg	6	6	100%	725	1780	1170	1260	420
PCB Congeners	PCB-203	ng/kg	6	6	100%	1640	3540	2335	2540	788
PCB Congeners	PCB-204	ng/kg	6	1	17%	10.4	10.4	NA	NA	NA
PCB Congeners	PCB-205	ng/kg	6	6	100%	76	156	108	115	33.1
PCB Congeners	PCB-206	ng/kg	1	1	17%	1040	1040	NA	NA	NA
PCB Congeners	PCB-207	ng/kg	6	6	100%	99.9	303	191.5	202	82.5
PCB Congeners	PCB-208	ng/kg	2	2	33%	367	813	590	590	315
PCB Congeners	PCB-209	ng/kg	6	6	100%	491	1330	1029	960	335
PCB Congeners	PCB-21/33	ng/kg	6	6	100%	1120	2430	1785	1790	503
PCB Congeners	PCB-22	ng/kg	6	6	100%	1470	2910	2325	2210	568
PCB Congeners	PCB-23	ng/kg	6	6	100%	4.53	6.85	5.745	5.74	0.931
PCB Congeners	PCB-24	ng/kg	6	1	17%	53	53	NA	NA	NA
PCB Congeners	PCB-25	ng/kg	6	6	100%	1160	2830	2070	1960	604
PCB Congeners	PCB-26/29	ng/kg	6	6	100%	1780	3840	2880	2810	770
PCB Congeners	PCB-27	ng/kg	6	6	100%	330	810	542	544	158

Table 3-40
Statistical Summary of Detected Analytes by Zone - White Perch (Fillet)

Parameter Group	Analyte	Units	Number of Valid Results[1]	Number of Detects	Detection Frequency	Minimum Detect	Maximum Detect	Median Value	Mean of Detects	Standard Deviation
PCB Congeners	PCB-31	ng/kg	6	6	100%	4120	10200	7445	7190	2410
PCB Congeners	PCB-32	ng/kg	6	6	100%	1550	3160	2435	2410	568
PCB Congeners	PCB-34	ng/kg	6	6	100%	77.2	192	127	126	40.5
PCB Congeners	PCB-37	ng/kg	6	6	100%	155	380	287.5	277	92.6
PCB Congeners	PCB-38	ng/kg	6	5	83%	9.24	20.2	17.1	15.1	4.43
PCB Congeners	PCB-39	ng/kg	6	6	100%	37.8	77.4	57	57.8	14.3
PCB Congeners	PCB-4	ng/kg	6	6	100%	519	1440	655	778	334
PCB Congeners	PCB-40/71	ng/kg	6	6	100%	5580	11900	8815	8530	2590
PCB Congeners	PCB-41	ng/kg	6	6	100%	281	493	411	398	82.3
PCB Congeners	PCB-42	ng/kg	6	6	100%	3850	8490	5940	5940	1790
PCB Congeners	PCB-43	ng/kg	6	6	100%	526	1040	838	800	211
PCB Congeners	PCB-44/47/65	ng/kg	6	6	100%	15400	31900	23050	22700	6580
PCB Congeners	PCB-45	ng/kg	6	5	83%	1060	2140	1730	1580	462
PCB Congeners	PCB-46	ng/kg	6	6	100%	399	873	679	641	173
PCB Congeners	PCB-48	ng/kg	6	6	100%	1830	3320	2625	2600	619
PCB Congeners	PCB-49/69	ng/kg	6	6	100%	12400	27600	18500	18900	6280
PCB Congeners	PCB-5	ng/kg	6	4	67%	4.27	6.46	4.675	5.02	1.01
PCB Congeners	PCB-50/53	ng/kg	6	6	100%	1770	3850	2985	2800	751
PCB Congeners	PCB-51	ng/kg	6	6	100%	1020	2680	1605	1750	642
PCB Congeners	PCB-52	ng/kg	6	6	100%	17900	37100	26800	26700	8090
PCB Congeners	PCB-54	ng/kg	6	6	100%	46.6	206	69	93.2	60
PCB Congeners	PCB-55	ng/kg	6	6	100%	69.2	153	114.5	112	29.1
PCB Congeners	PCB-56	ng/kg	6	6	100%	4140	7190	5820	5620	1240
PCB Congeners	PCB-57	ng/kg	6	6	100%	81.5	156	111	114	27.2
PCB Congeners	PCB-58	ng/kg	6	6	100%	92.8	187	133	135	39.5
PCB Congeners	PCB-6	ng/kg	6	6	100%	143	355	270	261	77.8
PCB Congeners	PCB-60	ng/kg	6	6	100%	1640	3040	2390	2350	683
PCB Congeners	PCB-61/70/74/76	ng/kg	6	6	100%	24000	44800	33400	33400	8940
PCB Congeners	PCB-62/75	ng/kg	6	6	100%	1360	2620	1955	1930	529
PCB Congeners	PCB-63	ng/kg	6	6	100%	872	1520	1119.5	1170	315
PCB Congeners	PCB-64	ng/kg	6	6	100%	5870	12400	8935	8850	2740
PCB Congeners	PCB-66	ng/kg	6	6	100%	17100	32200	23900	24100	6940
PCB Congeners	PCB-67	ng/kg	6	6	100%	381	753	554.5	547	144
PCB Congeners	PCB-68	ng/kg	6	6	100%	271	539	361	377	105
PCB Congeners	PCB-7	ng/kg	6	6	100%	12.7	26.1	17.15	18.2	4.7
PCB Congeners	PCB-72	ng/kg	6	6	100%	392	778	519.5	546	161
PCB Congeners	PCB-73	ng/kg	6	6	100%	58.2	125	75.95	81.6	25.1
PCB Congeners	PCB-77	ng/kg	6	6	100%	737	1120	992	962	143
PCB Congeners	PCB-79	ng/kg	6	6	100%	125	260	175.5	182	52.5
PCB Congeners	PCB-8	ng/kg	6	6	100%	307	619	449	468	124
PCB Congeners	PCB-81	ng/kg	6	5	83%	30.4	43.9	35.9	35.6	5.26
PCB Congeners	PCB-82	ng/kg	6	6	100%	888	2030	1425	1450	430
PCB Congeners	PCB-83	ng/kg	2	2	33%	844	1130	987	987	202
PCB Congeners	PCB-84	ng/kg	6	6	100%	2680	5260	3745	3810	1060
PCB Congeners	PCB-85/116/117	ng/kg	6	6	100%	3100	6680	4595	4770	1560
PCB Congeners	PCB-86/87/97/109/119/125	ng/kg	6	6	100%	8610	18400	12800	13100	3940
PCB Congeners	PCB-89	ng/kg	6	6	100%	147	304	238	227	67.3
PCB Congeners	PCB-9	ng/kg	6	6	100%	22.7	48.2	32.7	34.5	8.93
PCB Congeners	PCB-90/101/113	ng/kg	6	6	100%	16400	36500	24750	25500	8330
PCB Congeners	PCB-91	ng/kg	6	6	100%	2850	6430	4305	4420	1430
PCB Congeners	PCB-92	ng/kg	1	1	17%	3940	3940	NA	NA	NA
PCB Congeners	PCB-93/100	ng/kg	6	6	100%	649	1330	1010	968	257
PCB Congeners	PCB-94	ng/kg	6	6	100%	158	330	255	238	67.2
PCB Congeners	PCB-95	ng/kg	6	6	100%	10100	22600	15100	15500	5380
PCB Congeners	PCB-96	ng/kg	6	6	100%	96.7	188	154.5	145	35.8
PCB Congeners	PCB-98/102	ng/kg	6	6	100%	818	1930	1285	1290	425
PCB Congeners	PCB-99	ng/kg	3	3	50%	12200	25500	21300	19700	6800
PCB Congeners	Total PCB Congeners (209)	ng/kg	6	6	100%	356000	698000	500000	505000	144000
Pesticides	2,4'-DDD	pg/g	6	6	100%	4660	34300	12650	14400	10800
Pesticides	2,4'-DDE	pg/g	6	6	100%	3370	12300	5870	6800	3650
Pesticides	2,4'-DDT	pg/g	6	6	100%	115	2420	492	735	854
Pesticides	4,4'-DDD	pg/g	6	6	100%	18800	102000	57300	53000	31200
Pesticides	4,4'-DDE	pg/g	6	6	100%	46900	153000	87750	88400	37600
Pesticides	4,4'-DDT	pg/g	6	6	100%	961	8700	3240	3590	2820
Pesticides	Aldrin	pg/g	6	6	100%	15.2	109	39.15	47.2	32.9

Table 3-40
Statistical Summary of Detected Analytes by Zone - White Perch (Fillet)

Parameter Group	Analyte	Units	Number of Valid Results[1]	Number of Detects	Detection Frequency	Minimum Detect	Maximum Detect	Median Value	Mean of Detects	Standard Deviation
Pesticides	Alpha BHC	pg/g	6	5	83%	24.3	43.3	25.6	29.3	7.99
Pesticides	Beta BHC	pg/g	6	6	100%	18.1	44.2	29	30.6	10.3
Pesticides	Cis-Chlordane	pg/g	6	6	100%	10300	55200	17650	23000	16400
Pesticides	Cis-Nonachlor	pg/g	6	6	100%	4210	11800	6620	7370	2720
Pesticides	Dieldrin	pg/g	6	6	100%	3940	11700	6180	7320	3000
Pesticides	Endrin	pg/g	6	4	67%	21.5	69.3	32.8	39.1	21
Pesticides	Gamma BHC (Lindane)	pg/g	6	6	100%	9.17	24.7	18.4	17.1	5.99
Pesticides	Heptachlor	pg/g	6	5	83%	8.12	36.5	21.2	21.5	12.5
Pesticides	Heptachlor Epoxide	pg/g	6	6	100%	676	4700	1600	1980	1420
Pesticides	Hexachlorobenzene	pg/g	6	6	100%	581	2220	1210	1250	545
Pesticides	Mirex	pg/g	6	6	100%	84	273	129	157	77.7
Pesticides	Oxychlordane	pg/g	6	6	100%	1270	3460	2255	2310	915
Pesticides	Trans-Chlordane	pg/g	6	6	100%	1740	11300	3885	4710	3430
Pesticides	Trans-Nonachlor	pg/g	6	6	100%	10200	30000	17550	17800	6760
Pesticides	Total Alpha + Gamma Chlordane	pg/g	6	6	100%	12000	66500	21400	27700	19800
Pesticides	Total DDT (2,4)	pg/g	6	6	100%	8150	49000	19150	22000	15000
Pesticides	Total DDT (4,4)	pg/g	6	6	100%	67000	264000	150000	145000	71300
Pesticides	Total DDT (2,4 & 4,4)	pg/g	6	6	100%	76300	313000	170500	167000	85900
Physical Parameters	Moisture (Water) Content	%	6	6	100%	315	401	372	367	30.7
Physical Parameters	Percent Moisture	%	6	6	100%	75.9	80	78.8	78.5	1.47
Semivolatiles	Isophorone	ug/kg	6	2	33%	71	86	78.5	78.5	10.6
SOUTH ZONE										
Aroclor PCBs	Aroclor 1248	ug/kg	6	6	100%	140	440	325	308	119
Aroclor PCBs	Aroclor 1254	ug/kg	6	6	100%	150	420	365	328	108
Aroclor PCBs	Aroclor 1260	ug/kg	6	6	100%	89	240	175	168	50.7
Aroclor PCBs	Total Aroclor PCBs (Sum of 7 Aroclors)	ug/kg	6	6	100%	379	1100	885	805	270
Aroclor PCBs	Total Aroclor PCBs (Sum of 9 Aroclors)	ug/kg	6	6	100%	379	1100	885	805	270
Dioxins/Furans	1,2,3,4,6,7,8-HpCDD	ng/kg	6	6	100%	0.204	0.555	0.326	0.359	0.155
Dioxins/Furans	1,2,3,4,6,7,8-HpCDF	ng/kg	6	6	100%	0.568	2.14	1.054	1.24	0.584
Dioxins/Furans	1,2,3,4,7,8,9-HpCDF	ng/kg	6	2	33%	0.0893	0.0986	0.09395	0.094	0.00658
Dioxins/Furans	1,2,3,4,7,8-HxCDD	ng/kg	6	6	100%	0.0694	0.389	0.1655	0.213	0.137
Dioxins/Furans	1,2,3,4,7,8-HxCDF	ng/kg	6	6	100%	0.322	1.31	0.6035	0.741	0.411
Dioxins/Furans	1,2,3,6,7,8-HxCDD	ng/kg	6	6	100%	0.446	0.926	0.499	0.625	0.23
Dioxins/Furans	1,2,3,6,7,8-HxCDF	ng/kg	6	6	100%	0.455	1.34	0.8885	0.874	0.336
Dioxins/Furans	1,2,3,7,8,9-HxCDD	ng/kg	6	5	83%	0.102	0.198	0.13	0.147	0.0477
Dioxins/Furans	1,2,3,7,8,9-HxCDF	ng/kg	6	6	100%	0.0554	0.143	0.0884	0.0913	0.0295
Dioxins/Furans	1,2,3,7,8-PCDD	ng/kg	6	2	33%	0.696	0.736	0.716	0.716	0.0283
Dioxins/Furans	1,2,3,7,8-PCDF	ng/kg	6	6	100%	1.7	4.93	2.16	2.76	1.28
Dioxins/Furans	2,3,4,6,7,8-HxCDF	ng/kg	6	6	100%	0.103	0.228	0.176	0.168	0.0503
Dioxins/Furans	2,3,4,7,8-PCDF	ng/kg	6	6	100%	1.61	3.3	2.75	2.53	0.733
Dioxins/Furans	2,3,7,8-TCDD	ng/kg	6	6	100%	1.44	14.7	9.04	8.93	5.06
Dioxins/Furans	2,3,7,8-TCDF	ng/kg	6	6	100%	2.1	6.39	3.405	3.92	1.69
Dioxins/Furans	OCDD	ng/kg	6	6	100%	0.577	1.51	0.877	0.978	0.367
Dioxins/Furans	OCDF	ng/kg	6	6	100%	0.0606	0.193	0.1605	0.138	0.06
Dioxins/Furans	Percent Lipids	%	6	6	100%	0.96	2.7	1.85	1.83	0.724
Metals	Arsenic	mg/kg	6	6	100%	0.413	1.19	0.712	0.76	0.258
Metals	Barium	mg/kg	6	2	33%	0.23	0.313	0.2715	0.272	0.0587
Metals	Calcium	mg/kg	6	6	100%	1030	3100	1730	1850	808
Metals	Chromium	mg/kg	6	3	50%	0.105	0.143	0.128	0.125	0.0191
Metals	Copper	mg/kg	6	6	100%	0.541	0.641	0.577	0.582	0.0406
Metals	Iron	mg/kg	6	6	100%	5.3	7.16	5.65	5.97	0.795
Metals	Lead	mg/kg	6	4	67%	0.0257	0.0659	0.0298	0.0378	0.019
Metals	Magnesium	mg/kg	6	6	100%	275	349	301.5	312	30.2
Metals	Manganese	mg/kg	6	4	67%	0.324	0.871	0.408	0.503	0.255
Metals	Mercury	ng/g	6	6	100%	133	328	218.5	239	75.6
Metals	Methyl Mercury	ng/g	5	5	83%	153	440	253	268	108
Metals	Potassium	mg/kg	6	6	100%	3740	3910	3755	3790	68.5
Metals	Selenium	mg/kg	6	6	100%	0.591	0.811	0.616	0.648	0.0817
Metals	Sodium	mg/kg	6	6	100%	787	994	812	853	84.2
Metals	Zinc	mg/kg	6	6	100%	7.18	11.8	11	10.4	1.67
PCB Congeners	PCB-1	ng/kg	1	1	17%	46.9	46.9	NA	NA	NA
PCB Congeners	PCB-10	ng/kg	6	6	100%	39.4	88.1	56.9	59.7	16.5
PCB Congeners	PCB-103	ng/kg	6	6	100%	194	674	431.5	432	168
PCB Congeners	PCB-104	ng/kg	6	6	100%	15.9	74.4	46.35	46.5	22.8
PCB Congeners	PCB-105	ng/kg	6	6	100%	3310	9370	6225	6100	2040

Table 3-40
Statistical Summary of Detected Analytes by Zone - White Perch (Fillet)

Parameter Group	Analyte	Units	Number of Valid Results[1]	Number of Detects	Detection Frequency	Minimum Detect	Maximum Detect	Median Value	Mean of Detects	Standard Deviation
PCB Congeners	PCB-107	ng/kg	6	6	100%	1320	2930	1975	2030	572
PCB Congeners	PCB-108/124	ng/kg	6	6	100%	409	999	758.5	713	202
PCB Congeners	PCB-11	ng/kg	6	3	50%	132	149	139	140	8.54
PCB Congeners	PCB-110/115	ng/kg	6	6	100%	9340	28000	20350	19100	6400
PCB Congeners	PCB-111	ng/kg	6	6	100%	23	56.6	34.15	35.6	12.1
PCB Congeners	PCB-112	ng/kg	4	4	67%	69.5	170	77.7	98.7	47.9
PCB Congeners	PCB-114	ng/kg	6	6	100%	272	698	470.5	462	144
PCB Congeners	PCB-118	ng/kg	6	6	100%	13200	35700	22950	23100	7830
PCB Congeners	PCB-12/13	ng/kg	6	6	100%	10.8	15.9	13.3	13.4	2.46
PCB Congeners	PCB-120	ng/kg	6	6	100%	105	244	150	158	51.2
PCB Congeners	PCB-121	ng/kg	6	6	100%	14.1	36.3	21.7	22.5	7.77
PCB Congeners	PCB-122	ng/kg	6	6	100%	86.8	214	186	171	47.6
PCB Congeners	PCB-123	ng/kg	6	6	100%	215	741	477	465	174
PCB Congeners	PCB-126	ng/kg	6	6	100%	33	65.8	50.15	49	12.6
PCB Congeners	PCB-127	ng/kg	6	6	100%	15	56.5	41.25	38.4	15.5
PCB Congeners	PCB-128/166	ng/kg	6	6	100%	1230	3970	2360	2460	967
PCB Congeners	PCB-129/138/163	ng/kg	6	6	100%	15500	41000	26050	25900	9310
PCB Congeners	PCB-133	ng/kg	6	6	100%	497	909	645	663	149
PCB Congeners	PCB-135/151	ng/kg	6	6	100%	4390	9850	6535	6590	2050
PCB Congeners	PCB-136	ng/kg	6	6	100%	789	1990	1505	1440	454
PCB Congeners	PCB-137	ng/kg	6	6	100%	661	1620	1080	1070	350
PCB Congeners	PCB-139/140	ng/kg	4	4	67%	397	610	451.5	478	93.4
PCB Congeners	PCB-141	ng/kg	6	6	100%	2010	4780	3115	3280	1010
PCB Congeners	PCB-147/149	ng/kg	6	6	100%	8010	19600	14100	13800	4160
PCB Congeners	PCB-148	ng/kg	6	6	100%	53.4	145	92.45	91.5	33.4
PCB Congeners	PCB-15	ng/kg	5	5	83%	12.6	29.9	18.6	20.7	7.04
PCB Congeners	PCB-150	ng/kg	6	6	100%	32.3	104	74	70.1	25.2
PCB Congeners	PCB-152	ng/kg	6	6	100%	9.9	32.4	22.45	22	8.93
PCB Congeners	PCB-153/168	ng/kg	6	6	100%	16600	43500	27900	27600	9860
PCB Congeners	PCB-154	ng/kg	6	6	100%	326	1010	666	631	237
PCB Congeners	PCB-155	ng/kg	6	6	100%	29.9	205	118	123	60.8
PCB Congeners	PCB-156/157	ng/kg	6	6	100%	1750	3590	2460	2490	702
PCB Congeners	PCB-158	ng/kg	6	6	100%	968	2700	1805	1780	618
PCB Congeners	PCB-16	ng/kg	6	6	100%	597	1380	1075	990	308
PCB Congeners	PCB-162	ng/kg	6	6	100%	66.7	195	108.05	121	48.3
PCB Congeners	PCB-164	ng/kg	4	4	67%	1110	1560	1260	1300	200
PCB Congeners	PCB-167	ng/kg	6	6	100%	706	1530	967	1010	311
PCB Congeners	PCB-17	ng/kg	6	6	100%	1220	2740	2095	2000	562
PCB Congeners	PCB-170	ng/kg	6	6	100%	2700	6780	4205	4270	1480
PCB Congeners	PCB-172	ng/kg	5	5	83%	610	1310	781	866	285
PCB Congeners	PCB-175	ng/kg	2	2	33%	138	144	141	141	4.24
PCB Congeners	PCB-176	ng/kg	6	6	100%	179	424	318.5	311	91.5
PCB Congeners	PCB-178	ng/kg	3	3	50%	892	1600	1040	1180	373
PCB Congeners	PCB-179	ng/kg	6	6	100%	741	1520	1230	1160	307
PCB Congeners	PCB-18/30	ng/kg	6	6	100%	1960	4270	3445	3230	874
PCB Congeners	PCB-180/193	ng/kg	6	6	100%	8440	18200	11950	12300	3750
PCB Congeners	PCB-184	ng/kg	6	6	100%	10.2	32.2	22.6	22.1	7.48
PCB Congeners	PCB-188	ng/kg	4	4	67%	39.6	67.1	46.5	49.9	12.6
PCB Congeners	PCB-189	ng/kg	5	5	83%	126	264	159	176	56.6
PCB Congeners	PCB-19	ng/kg	6	6	100%	352	623	493.5	506	101
PCB Congeners	PCB-190	ng/kg	6	6	100%	629	1560	988.5	992	346
PCB Congeners	PCB-191	ng/kg	6	6	100%	121	260	175	175	52.8
PCB Congeners	PCB-194	ng/kg	6	6	100%	1490	3400	2085	2250	721
PCB Congeners	PCB-195	ng/kg	6	6	100%	458	1160	736	755	255
PCB Congeners	PCB-196	ng/kg	6	6	100%	672	1650	973.5	1040	365
PCB Congeners	PCB-198/199	ng/kg	6	6	100%	1850	4450	2650	2900	1000
PCB Congeners	PCB-20/28	ng/kg	6	6	100%	5620	14300	9915	9960	3110
PCB Congeners	PCB-201	ng/kg	6	6	100%	221	501	308.5	332	109
PCB Congeners	PCB-202	ng/kg	6	6	100%	745	1590	943	1080	340
PCB Congeners	PCB-203	ng/kg	6	6	100%	1340	3020	1900	2010	650
PCB Congeners	PCB-205	ng/kg	6	6	100%	63.9	149	98.8	103	33.5
PCB Congeners	PCB-207	ng/kg	6	6	100%	88.7	218	133.5	148	53.9
PCB Congeners	PCB-208	ng/kg	3	3	50%	415	687	517	540	137
PCB Congeners	PCB-209	ng/kg	6	6	100%	601	1390	753	870	324
PCB Congeners	PCB-21/33	ng/kg	6	6	100%	816	2000	1555	1470	408

Table 3-40
Statistical Summary of Detected Analytes by Zone - White Perch (Fillet)

Parameter Group	Analyte	Units	Number of Valid Results[1]	Number of Detects	Detection Frequency	Minimum Detect	Maximum Detect	Median Value	Mean of Detects	Standard Deviation
PCB Congeners	PCB-22	ng/kg	6	6	100%	952	2270	1665	1630	459
PCB Congeners	PCB-23	ng/kg	6	6	100%	4.18	7.35	5.575	5.57	1.13
PCB Congeners	PCB-25	ng/kg	6	6	100%	755	1690	1335	1270	333
PCB Congeners	PCB-26/29	ng/kg	6	6	100%	1360	2600	2155	2140	443
PCB Congeners	PCB-27	ng/kg	6	6	100%	401	728	528	536	126
PCB Congeners	PCB-31	ng/kg	6	6	100%	3000	8180	4615	5110	1850
PCB Congeners	PCB-32	ng/kg	6	6	100%	1240	2250	1880	1830	415
PCB Congeners	PCB-34	ng/kg	6	6	100%	49.9	114	83.8	81.9	21.8
PCB Congeners	PCB-37	ng/kg	6	6	100%	160	341	209.5	236	80.3
PCB Congeners	PCB-38	ng/kg	6	5	83%	8.45	15.1	12.4	12.2	2.67
PCB Congeners	PCB-39	ng/kg	6	6	100%	25.8	64	48.45	47.6	14.1
PCB Congeners	PCB-4	ng/kg	6	6	100%	463	804	583.5	618	121
PCB Congeners	PCB-40/71	ng/kg	6	6	100%	3040	8590	6495	6310	1990
PCB Congeners	PCB-41	ng/kg	6	6	100%	199	540	399	385	123
PCB Congeners	PCB-42	ng/kg	6	6	100%	1980	5980	4320	4290	1440
PCB Congeners	PCB-43	ng/kg	6	6	100%	307	874	643.5	620	201
PCB Congeners	PCB-44/47/65	ng/kg	6	6	100%	8460	26000	18500	17800	6040
PCB Congeners	PCB-45	ng/kg	6	6	100%	664	1600	1200	1190	376
PCB Congeners	PCB-46	ng/kg	6	6	100%	283	684	547.5	519	155
PCB Congeners	PCB-48	ng/kg	6	6	100%	958	3190	2490	2260	797
PCB Congeners	PCB-49/69	ng/kg	6	6	100%	6840	20600	15200	14500	4710
PCB Congeners	PCB-5	ng/kg	6	4	67%	4.31	5.59	4.51	4.73	0.587
PCB Congeners	PCB-50/53	ng/kg	6	6	100%	1320	3230	2665	2440	695
PCB Congeners	PCB-51	ng/kg	6	6	100%	639	2260	1600	1570	627
PCB Congeners	PCB-52	ng/kg	6	6	100%	11500	31500	23100	22100	6990
PCB Congeners	PCB-54	ng/kg	6	6	100%	41.4	123	73.2	76.2	31.4
PCB Congeners	PCB-55	ng/kg	6	6	100%	69.3	111	89.5	90.5	13.8
PCB Congeners	PCB-56	ng/kg	6	6	100%	2240	5830	4625	4430	1290
PCB Congeners	PCB-57	ng/kg	6	6	100%	64.2	137	99.1	101	25
PCB Congeners	PCB-58	ng/kg	6	6	100%	42.1	126	94.65	91.4	33.6
PCB Congeners	PCB-6	ng/kg	6	6	100%	160	208	196.5	188	20.3
PCB Congeners	PCB-60	ng/kg	6	6	100%	940	3100	1945	1960	750
PCB Congeners	PCB-61/70/74/76	ng/kg	6	6	100%	11500	36900	25400	24800	8710
PCB Congeners	PCB-62/75	ng/kg	6	6	100%	764	2170	1590	1520	502
PCB Congeners	PCB-63	ng/kg	6	6	100%	530	1350	948	940	285
PCB Congeners	PCB-64	ng/kg	6	6	100%	3040	9150	6500	6430	2150
PCB Congeners	PCB-66	ng/kg	6	6	100%	7410	27100	17850	17600	6750
PCB Congeners	PCB-67	ng/kg	6	6	100%	200	575	435.5	423	134
PCB Congeners	PCB-68	ng/kg	6	6	100%	183	434	321.5	311	82
PCB Congeners	PCB-7	ng/kg	6	6	100%	15.1	24.9	17	18.2	3.7
PCB Congeners	PCB-72	ng/kg	6	6	100%	257	585	428.5	428	112
PCB Congeners	PCB-73	ng/kg	6	6	100%	65.9	135	102.4	98.2	29
PCB Congeners	PCB-77	ng/kg	6	6	100%	530	1120	785.5	806	242
PCB Congeners	PCB-79	ng/kg	6	6	100%	69	193	163.5	146	44.3
PCB Congeners	PCB-8	ng/kg	6	6	100%	326	546	386.5	398	81.2
PCB Congeners	PCB-81	ng/kg	6	6	100%	18.3	45.6	29.4	30.1	10.8
PCB Congeners	PCB-82	ng/kg	6	6	100%	596	1720	1280	1230	422
PCB Congeners	PCB-83	ng/kg	3	3	50%	1000	1290	1170	1150	146
PCB Congeners	PCB-84	ng/kg	6	6	100%	1550	4130	3270	3080	962
PCB Congeners	PCB-85/116/117	ng/kg	6	6	100%	1790	6360	4075	3900	1530
PCB Congeners	PCB-86/87/97/109/119/125	ng/kg	6	6	100%	5070	16100	11350	10800	3740
PCB Congeners	PCB-89	ng/kg	6	6	100%	77.5	259	202	187	63.9
PCB Congeners	PCB-9	ng/kg	6	6	100%	23.2	35	28.55	28.9	4.65
PCB Congeners	PCB-90/101/113	ng/kg	6	6	100%	10100	33700	22050	21500	8010
PCB Congeners	PCB-91	ng/kg	6	6	100%	1530	4780	3440	3320	1120
PCB Congeners	PCB-92	ng/kg	4	4	67%	4530	7210	4900	5390	1230
PCB Congeners	PCB-93/100	ng/kg	6	6	100%	316	1380	824	834	381
PCB Congeners	PCB-94	ng/kg	6	6	100%	104	302	229	218	76
PCB Congeners	PCB-95	ng/kg	6	6	100%	6550	18100	12350	12200	3940
PCB Congeners	PCB-96	ng/kg	6	6	100%	59.2	163	127.5	121	41.5
PCB Congeners	PCB-98/102	ng/kg	6	6	100%	427	1410	1094.5	1020	359
PCB Congeners	PCB-99	ng/kg	4	4	67%	14700	24800	16150	18000	4650
PCB Congeners	Total PCB Congeners (209)	ng/kg	6	6	100%	217000	628000	445000	417000	142000
Pesticides	2,4'-DDD	pg/g	6	6	100%	17600	101000	34350	48300	35400
Pesticides	2,4'-DDE	pg/g	6	6	100%	4000	16600	7700	8600	4300

Table 3-40
Statistical Summary of Detected Analytes by Zone - White Perch (Fillet)

Parameter Group	Analyte	Units	Number of Valid Results[1]	Number of Detects	Detection Frequency	Minimum Detect	Maximum Detect	Median Value	Mean of Detects	Standard Deviation
Pesticides	2,4'-DDT	pg/g	6	6	100%	1250	21000	7060	8540	8030
Pesticides	4,4'-DDD	pg/g	6	6	100%	52300	255000	94150	127000	82400
Pesticides	4,4'-DDE	pg/g	6	6	100%	45500	135000	96500	92700	34100
Pesticides	4,4'-DDT	pg/g	6	6	100%	5900	63500	19150	27500	24300
Pesticides	Aldrin	pg/g	6	6	100%	23.8	70.3	44.9	45.1	18.2
Pesticides	Alpha BHC	pg/g	6	5	83%	34.3	63.7	46.7	46.8	11.3
Pesticides	Beta BHC	pg/g	6	6	100%	31.5	49.1	34.35	37.1	6.63
Pesticides	Cis-Chlordane	pg/g	6	6	100%	12600	29300	19050	19100	6330
Pesticides	Cis-Nonachlor	pg/g	6	6	100%	4110	9790	7495	7070	2380
Pesticides	Delta BHC	pg/g	6	1	17%	4.62	4.62	NA	NA	NA
Pesticides	Dieldrin	pg/g	6	6	100%	4700	6720	5685	5790	812
Pesticides	Endrin	pg/g	6	4	67%	30.2	75.4	32.9	42.9	21.8
Pesticides	Endrin Ketone	pg/g	4	1	17%	100	100	NA	NA	NA
Pesticides	Gamma BHC (Lindane)	pg/g	6	4	67%	18.1	21.7	21.15	20.5	1.7
Pesticides	Heptachlor	pg/g	6	4	67%	13.7	29.1	22.9	22.2	6.4
Pesticides	Heptachlor Epoxide	pg/g	6	6	100%	1420	2840	1675	1900	552
Pesticides	Hexachlorobenzene	pg/g	6	6	100%	502	1430	815	935	371
Pesticides	Mirex	pg/g	6	6	100%	259	521	352.5	373	97.8
Pesticides	Oxychlordane	pg/g	6	6	100%	2630	4530	3310	3310	685
Pesticides	Trans-Chlordane	pg/g	6	6	100%	2170	7040	3685	3900	1790
Pesticides	Trans-Nonachlor	pg/g	6	6	100%	13000	25100	20650	19400	5090
Pesticides	Total Alpha + Gamma Chlordane	pg/g	6	6	100%	14900	36300	23000	23000	8070
Pesticides	Total DDT (2,4)	pg/g	6	6	100%	24800	139000	49200	65400	46700
Pesticides	Total DDT (4,4)	pg/g	6	6	100%	106000	454000	218500	248000	131000
Pesticides	Total DDT (2,4 & 4,4)	pg/g	6	6	100%	130000	592000	262000	313000	177000
Physical Parameters	Moisture (Water) Content	%	6	6	100%	334	362	354	351	10.5
Physical Parameters	Percent Moisture	%	6	6	100%	77	78.3	78	77.8	0.497

Footnotes:
[1]Valid results are results that were found to be valid as a result of data validation. Only valid data are used in statistical analyses. Additional details regarding rejected data are provided in Appendix E of this report.

Notes:
1. Only detected values were included in the calculation of Totals.
2. Non-detect ("U" qualified) data were excluded from the statistical analysis.

DDD = dichlorodiphenyldichloroethane
DDE = dichlorodiphenyldichloroethylene
DDT = dichlorodiphenyltrichloroethane
HMW = high molecular weight
LMW = low molecular weight
PAH = polycyclic aromatic hydrocarbon
PCB = polychlorinated biphenyl
NA = not applicable

% = percent
mg/kg = milligrams per kilogram
ng/g = nanograms per gram
ng/kg = nanograms per kilogram
pg/g = picograms per gram
ug/kg = micrograms per kilogram

Table 3-41
Statistical Summary of Detected Analytes - American Eel (Fillet) - Lipid Normalized

Parameter Group	Analyte	Units	Number of Valid Results[1]	Number of Detects	Detection Frequency	Minimum Detect	Maximum Detect	Median Value	Mean of Detects	Standard Deviation
Aroclor PCBs	Aroclor 1254	ug/kg_{lipid}	18	14	78%	1250	9444	3797	4800	2700
Aroclor PCBs	Aroclor 1260	ug/kg_{lipid}	18	11	61%	1067	8889	2547	3390	2410
Aroclor PCBs	Total Aroclor PCBs (Sum Of 7 Aroclors)	ug/kg_{lipid}	18	16	89%	1820	18300	5430	6520	4280
Aroclor PCBs	Total Aroclor PCBs (Sum Of 9 Aroclors)	ug/kg_{lipid}	18	16	89%	1820	18300	5430	6520	4280
Butyltins	Tributyltin	ug/kg_{lipid}	15	1	6%	34.4	34.4	NA	NA	NA
Dioxins/Furans	1,2,3,4,6,7,8-HpCDD	ng/kg_{lipid}	18	18	100%	3.84	26.1	13.5	14.5	5.34
Dioxins/Furans	1,2,3,4,6,7,8-HpCDF	ng/kg_{lipid}	18	18	100%	26.6	126	55.1	63.4	32.8
Dioxins/Furans	1,2,3,4,7,8,9-HpCDF	ng/kg_{lipid}	18	15	83%	0.94	10.2	2.66	2.91	2.27
Dioxins/Furans	1,2,3,4,7,8-HxCDD	ng/kg_{lipid}	18	17	94%	2.59	8.62	4.17	4.7	1.64
Dioxins/Furans	1,2,3,4,7,8-HxCDF	ng/kg_{lipid}	18	18	100%	10.9	55.4	23.1	28.7	13.6
Dioxins/Furans	1,2,3,6,7,8-HxCDD	ng/kg_{lipid}	18	18	100%	11.7	38.8	21.5	22	6.9
Dioxins/Furans	1,2,3,6,7,8-HxCDF	ng/kg_{lipid}	18	18	100%	14.0	56.2	28.2	29.1	13.5
Dioxins/Furans	1,2,3,7,8,9-HxCDD	ng/kg_{lipid}	18	18	100%	2.14	6.59	3.44	3.74	1.21
Dioxins/Furans	1,2,3,7,8,9-HxCDF	ng/kg_{lipid}	18	14	78%	0.52	6.80	1.77	2.59	1.9
Dioxins/Furans	1,2,3,7,8-PCDD	ng/kg_{lipid}	18	15	83%	6.18	16.7	8.87	9.85	3.25
Dioxins/Furans	1,2,3,7,8-PCDF	ng/kg_{lipid}	18	17	94%	10.1	26.6	15.9	16.8	5.68
Dioxins/Furans	2,3,4,6,7,8-HxCDF	ng/kg_{lipid}	18	18	100%	2.55	10.1	4.80	4.82	1.8
Dioxins/Furans	2,3,4,7,8-PCDF	ng/kg_{lipid}	18	18	100%	11.7	135	35.4	47.9	33.1
Dioxins/Furans	2,3,7,8-TCDD	ng/kg_{lipid}	18	17	94%	42.5	177	114	118	37.5
Dioxins/Furans	2,3,7,8-TCDF	ng/kg_{lipid}	18	4	22%	0.74	3.71	0.95	1.59	1.42
Dioxins/Furans	OCDD	ng/kg_{lipid}	18	18	100%	13.0	205	21.4	32.2	43.7
Dioxins/Furans	OCDF	ng/kg_{lipid}	18	18	100%	1.87	16.7	4.65	5.52	3.67
PCB Congeners	PCB-1	ng/kg_{lipid}	16	12	67%	45.8	679	114	205	215
PCB Congeners	PCB-10	ng/kg_{lipid}	18	11	61%	59.7	442	133	159	100
PCB Congeners	PCB-103	ng/kg_{lipid}	18	16	89%	70.0	307	171	188	74
PCB Congeners	PCB-105	ng/kg_{lipid}	18	18	100%	92951	1985714	222388	392000	451000
PCB Congeners	PCB-107	ng/kg_{lipid}	18	18	100%	3721	51143	11075	15000	11300
PCB Congeners	PCB-108/124	ng/kg_{lipid}	18	18	100%	613	4172	1569	1830	855
PCB Congeners	PCB-11	ng/kg_{lipid}	18	13	72%	706	3700	965	1320	944
PCB Congeners	PCB-110/115	ng/kg_{lipid}	17	17	94%	109773	1007143	350000	413000	244000
PCB Congeners	PCB-111	ng/kg_{lipid}	18	18	100%	634	4789	1216	1590	1050
PCB Congeners	PCB-112	ng/kg_{lipid}	18	9	50%	388	2106	974	1120	545
PCB Congeners	PCB-114	ng/kg_{lipid}	18	18	100%	5131	103571	14126	23100	24100
PCB Congeners	PCB-118	ng/kg_{lipid}	18	18	100%	309836	6435714	829814	1320000	1470000
PCB Congeners	PCB-12/13	ng/kg_{lipid}	18	12	67%	75.0	412	147	203	123
PCB Congeners	PCB-120	ng/kg_{lipid}	18	18	100%	1918	16632	4138	5570	3870
PCB Congeners	PCB-121	ng/kg_{lipid}	18	18	100%	366	2842	730	886	598
PCB Congeners	PCB-122	ng/kg_{lipid}	18	11	61%	324	1842	749	880	509
PCB Congeners	PCB-123	ng/kg_{lipid}	16	16	89%	5770	110714	16990	25500	26900
PCB Congeners	PCB-126	ng/kg_{lipid}	17	4	22%	220	3045	2588	2110	1280
PCB Congeners	PCB-127	ng/kg_{lipid}	16	15	83%	313	5243	1018	1400	1340
PCB Congeners	PCB-128/166	ng/kg_{lipid}	18	18	100%	33934	735714	95537	152000	172000
PCB Congeners	PCB-129/138/163	ng/kg_{lipid}	18	18	100%	316393	6592857	942877	1390000	1500000
PCB Congeners	PCB-130	ng/kg_{lipid}	18	18	100%	7477	106429	36951	42000	26200
PCB Congeners	PCB-131	ng/kg_{lipid}	18	16	89%	153	2019	553	708	498
PCB Congeners	PCB-132	ng/kg_{lipid}	18	18	100%	3920	82857	34871	39100	21500
PCB Congeners	PCB-133	ng/kg_{lipid}	15	15	83%	7869	67105	20119	24800	16200
PCB Congeners	PCB-134	ng/kg_{lipid}	18	18	100%	1545	33789	16392	16400	8260
PCB Congeners	PCB-135/151	ng/kg_{lipid}	16	16	89%	16393	124211	47212	52300	24700
PCB Congeners	PCB-136	ng/kg_{lipid}	16	16	89%	3623	16947	9717	9850	3810
PCB Congeners	PCB-137	ng/kg_{lipid}	18	18	100%	11836	250000	32648	54700	59300
PCB Congeners	PCB-139/140	ng/kg_{lipid}	18	18	100%	5262	86429	11513	19600	20600
PCB Congeners	PCB-141	ng/kg_{lipid}	18	17	94%	7045	120000	52931	58700	33900
PCB Congeners	PCB-144	ng/kg_{lipid}	16	16	89%	534	8696	1516	2050	1940
PCB Congeners	PCB-146	ng/kg_{lipid}	17	17	94%	60820	771429	187671	208000	169000

Table 3-41
Statistical Summary of Detected Analytes - American Eel (Fillet) - Lipid Normalized

Parameter Group	Analyte	Units	Number of Valid Results[1]	Number of Detects	Detection Frequency	Minimum Detect	Maximum Detect	Median Value	Mean of Detects	Standard Deviation
PCB Congeners	PCB-147/149	ng/kg_{lipid}	18	18	100%	38636	396842	196068	203000	100000
PCB Congeners	PCB-148	ng/kg_{lipid}	13	13	72%	1382	13553	3500	4300	3060
PCB Congeners	PCB-15	ng/kg_{lipid}	16	16	89%	136	3684	953	1330	877
PCB Congeners	PCB-150	ng/kg_{lipid}	16	5	28%	28.7	117	86.6	75.8	35
PCB Congeners	PCB-152	ng/kg_{lipid}	16	1	6%	45.0	45.0	NA	NA	NA
PCB Congeners	PCB-153/168	ng/kg_{lipid}	18	18	100%	414754	8071429	1183575	1750000	1860000
PCB Congeners	PCB-154	ng/kg_{lipid}	16	16	89%	10033	99474	24578	30900	21700
PCB Congeners	PCB-155	ng/kg_{lipid}	18	18	100%	3127	35000	8710	10800	8270
PCB Congeners	PCB-156/157	ng/kg_{lipid}	18	18	100%	25246	599286	90398	129000	136000
PCB Congeners	PCB-158	ng/kg_{lipid}	18	18	100%	26230	584286	69787	118000	136000
PCB Congeners	PCB-159	ng/kg_{lipid}	18	10	56%	57.9	240	140	129	53.8
PCB Congeners	PCB-16	ng/kg_{lipid}	15	15	83%	117	1814	586	769	507
PCB Congeners	PCB-161	ng/kg_{lipid}	18	2	11%	50.9	52.6	51.8	51.8	1.18
PCB Congeners	PCB-162	ng/kg_{lipid}	18	17	94%	1967	18786	5897	6460	4410
PCB Congeners	PCB-164	ng/kg_{lipid}	18	18	100%	6523	67000	19228	24900	16000
PCB Congeners	PCB-165	ng/kg_{lipid}	17	17	94%	439	2432	847	1070	535
PCB Congeners	PCB-167	ng/kg_{lipid}	15	15	83%	11656	124474	30333	42200	31900
PCB Congeners	PCB-169	ng/kg_{lipid}	18	2	11%	53	138	96	95.6	60.4
PCB Congeners	PCB-17	ng/kg_{lipid}	18	18	100%	241	3447	1287	1520	873
PCB Congeners	PCB-170	ng/kg_{lipid}	18	18	100%	33934	696429	151731	182000	162000
PCB Congeners	PCB-171/173	ng/kg_{lipid}	17	17	94%	16262	256429	48793	59500	56000
PCB Congeners	PCB-172	ng/kg_{lipid}	18	18	100%	8180	136429	34763	38400	31200
PCB Congeners	PCB-174	ng/kg_{lipid}	18	18	100%	5330	58737	28980	31800	17700
PCB Congeners	PCB-175	ng/kg_{lipid}	16	16	89%	2738	29643	9120	10500	7180
PCB Congeners	PCB-176	ng/kg_{lipid}	18	18	100%	341	4497	926	1190	986
PCB Congeners	PCB-177	ng/kg_{lipid}	17	17	94%	16591	217143	87966	89100	55800
PCB Congeners	PCB-178	ng/kg_{lipid}	15	15	83%	25738	160789	55476	66500	38900
PCB Congeners	PCB-179	ng/kg_{lipid}	18	18	100%	2875	34105	12823	13700	7460
PCB Congeners	PCB-18/30	ng/kg_{lipid}	18	18	100%	753	10864	4097	4640	2820
PCB Congeners	PCB-180/193	ng/kg_{lipid}	18	18	100%	134590	2542857	591734	684000	605000
PCB Congeners	PCB-181	ng/kg_{lipid}	17	17	94%	649	11643	1914	2490	2570
PCB Congeners	PCB-182	ng/kg_{lipid}	15	15	83%	626	5553	1306	1670	1230
PCB Congeners	PCB-183/185	ng/kg_{lipid}	18	17	94%	52951	778571	158684	212000	197000
PCB Congeners	PCB-184	ng/kg_{lipid}	18	18	100%	539	4895	1117	1550	1100
PCB Congeners	PCB-187	ng/kg_{lipid}	16	16	89%	140000	1314286	464719	518000	330000
PCB Congeners	PCB-188	ng/kg_{lipid}	18	18	100%	543	6395	1369	1970	1470
PCB Congeners	PCB-189	ng/kg_{lipid}	18	18	100%	1721	31786	7904	8970	7470
PCB Congeners	PCB-19	ng/kg_{lipid}	18	18	100%	208	4947	1439	1650	1160
PCB Congeners	PCB-190	ng/kg_{lipid}	18	18	100%	9344	170714	39719	47600	41500
PCB Congeners	PCB-191	ng/kg_{lipid}	18	18	100%	2393	41643	8967	10900	9950
PCB Congeners	PCB-192	ng/kg_{lipid}	18	8	44%	45.5	413	124	178	139
PCB Congeners	PCB-194	ng/kg_{lipid}	18	18	100%	14836	270000	79576	93000	70900
PCB Congeners	PCB-195	ng/kg_{lipid}	18	18	100%	4787	95000	25859	29300	22900
PCB Congeners	PCB-196	ng/kg_{lipid}	18	18	100%	13574	196429	53909	61100	48300
PCB Congeners	PCB-197/200	ng/kg_{lipid}	18	18	100%	1820	18714	6005	7030	4820
PCB Congeners	PCB-198/199	ng/kg_{lipid}	18	18	100%	35902	412143	134311	151000	108000
PCB Congeners	PCB-2	ng/kg_{lipid}	18	4	22%	31.6	126	86.5	82.8	43.5
PCB Congeners	PCB-20/28	ng/kg_{lipid}	18	18	100%	55882	1021429	105798	205000	233000
PCB Congeners	PCB-201	ng/kg_{lipid}	18	18	100%	4525	46214	14913	17400	12200
PCB Congeners	PCB-202	ng/kg_{lipid}	18	18	100%	16361	145789	46640	59800	40600
PCB Congeners	PCB-203	ng/kg_{lipid}	18	18	100%	18361	299286	89426	104000	75600
PCB Congeners	PCB-204	ng/kg_{lipid}	18	10	56%	71.0	724	194	262	215
PCB Congeners	PCB-205	ng/kg_{lipid}	18	18	100%	626	8929	3041	3800	2510
PCB Congeners	PCB-206	ng/kg_{lipid}	18	18	100%	10197	192143	49759	70800	54300
PCB Congeners	PCB-207	ng/kg_{lipid}	18	18	100%	1338	23429	5241	7850	6220

Table 3-41
Statistical Summary of Detected Analytes - American Eel (Fillet) - Lipid Normalized

Parameter Group	Analyte	Units	Number of Valid Results[1]	Number of Detects	Detection Frequency	Minimum Detect	Maximum Detect	Median Value	Mean of Detects	Standard Deviation
PCB Congeners	PCB-208	ng/kg_{lipid}	17	17	94%	11333	81842	23103	31800	23300
PCB Congeners	PCB-209	ng/kg_{lipid}	18	18	100%	5148	101429	27146	37000	29600
PCB Congeners	PCB-21/33	ng/kg_{lipid}	18	15	83%	152	1947	617	759	557
PCB Congeners	PCB-22	ng/kg_{lipid}	18	18	100%	597	14429	5144	6180	4140
PCB Congeners	PCB-24	ng/kg_{lipid}	18	8	44%	62.5	238	95.9	118	56.8
PCB Congeners	PCB-25	ng/kg_{lipid}	18	18	100%	163	2176	1144	1120	572
PCB Congeners	PCB-26/29	ng/kg_{lipid}	18	18	100%	2523	45357	12988	16400	10700
PCB Congeners	PCB-27	ng/kg_{lipid}	17	17	94%	140	1434	500	616	361
PCB Congeners	PCB-3	ng/kg_{lipid}	11	1	6%	260	260	NA	NA	NA
PCB Congeners	PCB-31	ng/kg_{lipid}	18	18	100%	18864	127857	32288	45200	31000
PCB Congeners	PCB-32	ng/kg_{lipid}	18	18	100%	579	10429	3021	4090	2800
PCB Congeners	PCB-34	ng/kg_{lipid}	18	16	89%	29.9	434	221	224	118
PCB Congeners	PCB-36	ng/kg_{lipid}	18	2	11%	350	775	562	562	300
PCB Congeners	PCB-37	ng/kg_{lipid}	18	18	100%	934	5186	1903	2330	1260
PCB Congeners	PCB-38	ng/kg_{lipid}	18	17	94%	140	1271	311	408	304
PCB Congeners	PCB-39	ng/kg_{lipid}	18	3	17%	19.7	57.8	29.0	35.5	19.9
PCB Congeners	PCB-4	ng/kg_{lipid}	18	18	100%	301	7079	1296	1870	1630
PCB Congeners	PCB-40/71	ng/kg_{lipid}	18	18	100%	1614	30429	13365	14200	8200
PCB Congeners	PCB-42	ng/kg_{lipid}	18	18	100%	8886	91429	37520	42000	23600
PCB Congeners	PCB-43	ng/kg_{lipid}	18	13	72%	243	1589	847	883	414
PCB Congeners	PCB-44/47/65	ng/kg_{lipid}	18	18	100%	182955	1678571	404993	541000	430000
PCB Congeners	PCB-45	ng/kg_{lipid}	18	18	100%	278	7356	2455	3030	1980
PCB Congeners	PCB-46	ng/kg_{lipid}	18	18	100%	112	1215	522	594	346
PCB Congeners	PCB-48	ng/kg_{lipid}	18	16	89%	139	1463	579	734	406
PCB Congeners	PCB-49/69	ng/kg_{lipid}	18	18	100%	16136	120714	56716	61800	32400
PCB Congeners	PCB-50/53	ng/kg_{lipid}	18	18	100%	1133	9026	3827	4250	2300
PCB Congeners	PCB-51	ng/kg_{lipid}	18	18	100%	385	4526	2334	2210	1030
PCB Congeners	PCB-52	ng/kg_{lipid}	18	18	100%	88523	1015789	426012	484000	269000
PCB Congeners	PCB-54	ng/kg_{lipid}	18	12	67%	85.8	555	229	241	116
PCB Congeners	PCB-55	ng/kg_{lipid}	18	7	39%	192	1154	338	514	361
PCB Congeners	PCB-56	ng/kg_{lipid}	18	18	100%	205	3186	1345	1500	839
PCB Congeners	PCB-57	ng/kg_{lipid}	18	13	72%	225	1951	403	581	467
PCB Congeners	PCB-58	ng/kg_{lipid}	18	18	100%	158	7643	1533	1920	1600
PCB Congeners	PCB-6	ng/kg_{lipid}	17	13	72%	68.6	475	115	167	117
PCB Congeners	PCB-60	ng/kg_{lipid}	18	18	100%	18852	291429	39364	65200	67000
PCB Congeners	PCB-61/70/74/76	ng/kg_{lipid}	18	18	100%	94918	1257143	184804	291000	286000
PCB Congeners	PCB-62/75	ng/kg_{lipid}	18	18	100%	16364	141579	37763	49000	35800
PCB Congeners	PCB-63	ng/kg_{lipid}	18	18	100%	3754	26786	9842	11600	6410
PCB Congeners	PCB-64	ng/kg_{lipid}	18	18	100%	65227	456429	141207	195000	111000
PCB Congeners	PCB-66	ng/kg_{lipid}	18	18	100%	157705	2314286	326720	484000	527000
PCB Congeners	PCB-67	ng/kg_{lipid}	18	18	100%	260	3658	767	1040	864
PCB Congeners	PCB-68	ng/kg_{lipid}	18	17	94%	908	5361	2168	2480	1170
PCB Congeners	PCB-7	ng/kg_{lipid}	17	4	22%	25.6	718	107	239	322
PCB Congeners	PCB-72	ng/kg_{lipid}	18	17	94%	1349	8556	3967	4140	1700
PCB Congeners	PCB-73	ng/kg_{lipid}	18	11	61%	238	1132	422	506	266
PCB Congeners	PCB-77	ng/kg_{lipid}	18	18	100%	166	2907	799	1160	851
PCB Congeners	PCB-78	ng/kg_{lipid}	18	1	6%	1898	1898	NA	NA	NA
PCB Congeners	PCB-79	ng/kg_{lipid}	18	17	94%	322	2764	1012	1230	740
PCB Congeners	PCB-8	ng/kg_{lipid}	15	10	56%	219	1226	395	520	352
PCB Congeners	PCB-81	ng/kg_{lipid}	14	4	22%	97.3	588	131	237	236
PCB Congeners	PCB-82	ng/kg_{lipid}	18	18	100%	940	23579	10770	11900	6780
PCB Congeners	PCB-83	ng/kg_{lipid}	18	15	83%	8311	33684	15567	17000	6860
PCB Congeners	PCB-84	ng/kg_{lipid}	18	18	100%	2420	68643	26912	31600	17200
PCB Congeners	PCB-85/116/117	ng/kg_{lipid}	18	18	100%	56066	670714	119224	184000	170000
PCB Congeners	PCB-86/87/97/109/119/125	ng/kg_{lipid}	18	18	100%	31250	261429	91162	116000	65700

Table 3-41
Statistical Summary of Detected Analytes - American Eel (Fillet) - Lipid Normalized

Parameter Group	Analyte	Units	Number of Valid Results[1]	Number of Detects	Detection Frequency	Minimum Detect	Maximum Detect	Median Value	Mean of Detects	Standard Deviation
PCB Congeners	PCB-89	ng/kg_{lipid}	18	7	39%	74.4	239	142	146	58.1
PCB Congeners	PCB-9	ng/kg_{lipid}	17	7	39%	20.8	85.0	42.5	51.6	27.7
PCB Congeners	PCB-90/101/113	ng/kg_{lipid}	18	18	100%	74318	354658	165196	205000	91400
PCB Congeners	PCB-91	ng/kg_{lipid}	16	16	89%	11067	50421	25592	29400	11700
PCB Congeners	PCB-92	ng/kg_{lipid}	18	18	100%	23864	162105	82401	84500	36300
PCB Congeners	PCB-93/100	ng/kg_{lipid}	18	18	100%	144	100789	25940	29900	22100
PCB Congeners	PCB-94	ng/kg_{lipid}	18	15	83%	142	613	310	335	140
PCB Congeners	PCB-95	ng/kg_{lipid}	18	18	100%	13295	221429	77633	93100	54400
PCB Congeners	PCB-96	ng/kg_{lipid}	18	10	56%	111	488	272	275	131
PCB Congeners	PCB-98/102	ng/kg_{lipid}	18	11	61%	388	13984	1077	3240	5100
PCB Congeners	PCB-99	ng/kg_{lipid}	18	18	100%	237705	2707143	469751	722000	680000
PCB Congeners	Total PCB Congeners (209)	ng/kg_{lipid}	18	18	100%	3730000	49500000	9625000	13200000	11200000
Pesticides	2,4'-DDD	pg/g_{lipid}	18	18	100%	11526	563571	23538	59700	127000
Pesticides	2,4'-DDE	pg/g_{lipid}	18	18	100%	3487	168571	13121	25500	37700
Pesticides	2,4'-DDT	pg/g_{lipid}	18	18	100%	964	47500	2222	6630	11000
Pesticides	4,4'-DDD	pg/g_{lipid}	18	18	100%	532787	20714286	1140523	2640000	4690000
Pesticides	4,4'-DDE	pg/g_{lipid}	18	18	100%	1222951	48500000	2296078	5970000	10900000
Pesticides	4,4'-DDT	pg/g_{lipid}	18	18	100%	13043	885714	49347	139000	212000
Pesticides	Aldrin	pg/g_{lipid}	18	18	100%	163	1921	512	622	477
Pesticides	Alpha BHC	pg/g_{lipid}	17	17	94%	703	6450	1112	1530	1320
Pesticides	Beta BHC	pg/g_{lipid}	18	18	100%	721	8643	1430	1910	1820
Pesticides	cis-Chlordane	pg/g_{lipid}	18	18	100%	75333	660714	204737	216000	143000
Pesticides	cis-Nonachlor	pg/g_{lipid}	18	18	100%	65667	864286	147891	188000	182000
Pesticides	Delta BHC	pg/g_{lipid}	18	7	39%	28.6	131	99.8	82.2	45.1
Pesticides	Dieldrin	pg/g_{lipid}	18	18	100%	33947	1021429	201953	234000	213000
Pesticides	Endrin	pg/g_{lipid}	18	10	56%	250	959	501	546	255
Pesticides	Endrin ketone	pg/g_{lipid}	16	1	6%	889	889	NA	NA	NA
Pesticides	Gamma BHC (Lindane)	pg/g_{lipid}	18	17	94%	305	3721	581	758	801
Pesticides	Heptachlor	pg/g_{lipid}	18	2	11%	52.0	67.5	59.7	59.7	11
Pesticides	Heptachlor epoxide	pg/g_{lipid}	18	18	100%	22647	242857	47034	58400	49800
Pesticides	Hexachlorobenzene	pg/g_{lipid}	18	18	100%	19706	470714	57244	78200	101000
Pesticides	Methoxychlor	pg/g_{lipid}	16	1	6%	787	787	NA	NA	NA
Pesticides	Mirex	pg/g_{lipid}	17	17	94%	2375	27571	5706	6910	5890
Pesticides	Oxychlordane	pg/g_{lipid}	18	18	100%	51961	1250000	164902	245000	266000
Pesticides	Total Alpha + Gamma Chlordane	pg/g_{lipid}	18	18	100%	95500	837000	249500	273000	179000
Pesticides	Total DDT (2,4 & 4,4)	pg/g_{lipid}	18	18	100%	1790000	70900000	3460000	8840000	16000000
Pesticides	Total DDT (2,4)	pg/g_{lipid}	18	18	100%	17400	780000	42600	91900	175000
Pesticides	Total DDT (4,4)	pg/g_{lipid}	18	18	100%	1770000	70100000	3405000	8750000	15800000
Pesticides	Trans-chlordane	pg/g_{lipid}	18	18	100%	20133	176429	45319	57100	37300
Pesticides	Trans-heptachlor epoxide	pg/g_{lipid}	18	2	11%	17049	38158	27604	27600	14900
Pesticides	Trans-nonachlor	pg/g_{lipid}	18	18	100%	148000	1785714	344487	434000	378000
Semivolatiles	1-Methylnaphthalene	ug/kg_{lipid}	18	4	22%	33.5	1115	95.8	335	523
Semivolatiles	2-Methylnaphthalene	ug/kg_{lipid}	18	3	17%	34.2	2077	176	763	1140
Semivolatiles	Acenaphthene	ug/kg_{lipid}	18	13	72%	66.0	421	238	234	109
Semivolatiles	Benzoic acid	ug/kg_{lipid}	18	1	6%	98305	98305	NA	NA	NA
Semivolatiles	C1-Fluorenes	ug/kg_{lipid}	18	1	6%	231	231	NA	NA	NA
Semivolatiles	C1-Naphthalenes	ug/kg_{lipid}	18	4	22%	42.9	2115	130	605	1010
Semivolatiles	C1-Phenanthrene/anthracene	ug/kg_{lipid}	18	1	6%	315	315	NA	NA	NA
Semivolatiles	C2-Naphthalenes	ug/kg_{lipid}	18	3	17%	36.7	2962	87.1	1030	1670
Semivolatiles	C2-Phenanthrene/anthracene	ug/kg_{lipid}	18	1	6%	327	327	NA	NA	NA
Semivolatiles	C3-Naphthalenes	ug/kg_{lipid}	18	3	17%	35.4	2154	62.4	751	1220
Semivolatiles	C4-Naphthalenes	ug/kg_{lipid}	18	1	6%	962	962	NA	NA	NA
Semivolatiles	Fluoranthene	ug/kg_{lipid}	18	5	28%	30.9	98.8	82.1	70.6	31.3
Semivolatiles	Fluorene	ug/kg_{lipid}	18	3	17%	65.9	142	71.1	93.1	42.7
Semivolatiles	Naphthalene	ug/kg_{lipid}	18	7	39%	64.3	615	118	222	200

Table 3-41
Statistical Summary of Detected Analytes - American Eel (Fillet) - Lipid Normalized

Parameter Group	Analyte	Units	Number of Valid Results[1]	Number of Detects	Detection Frequency	Minimum Detect	Maximum Detect	Median Value	Mean of Detects	Standard Deviation
Semivolatiles	Phenanthrene	ug/kg_{lipid}	18	3	17%	34.2	192	74.1	100	82.2
Semivolatiles	Phenol	ug/kg_{lipid}	18	1	6%	20339	20339	NA	NA	NA
Semivolatiles	Pyrene	ug/kg_{lipid}	18	1	6%	74.5	74.5	NA	NA	NA
Semivolatiles	Total HMW PAHs	ug/kg_{lipid}	18	5	28%	30.9	119	97.3	85.6	33.3
Semivolatiles	Total LMW PAHs	ug/kg_{lipid}	18	13	72%	98.00	3310	311	574	855
Semivolatiles	Total PAHs	ug/kg_{lipid}	18	13	72%	129	3310	385	607	852

Footnotes:
[1]Valid results are results that were found to be valid as a result of data validation. Only valid data are used in statistical analyses. Additional details regarding rejected data are provided in Appendix E of this report.

Notes:
1. Only detected values were included in the calculation of totals.
2. Non-detect ("U" qualified) data were excluded from the statistical analysis.

DDD = dichlorodiphenyldichloroethane
DDE = dichlorodiphenyldichloroethylene
DDT = dichlorodiphenyltrichloroethane
HMW = high molecular weight
LMW = low molecular weight
PAH = polycyclic aromatic hydrocarbon
PCB = polychlorinated biphenyl
NA = not applicable

% = percent
mg/kg = milligrams per kilogram
ng/g = nanograms per gram
ng/kg = nanograms per kilogram
pg/g = picograms per gram
ug/kg = micrograms per kilogram

Table 3-42
Statistical Summary of Detected Analytes by Zone - American Eel (Fillet) - Lipid Normalized

Parameter Group	Analyte	Units	Number of Valid Results[1]	Number of Detects	Detection Frequency	Minimum Detect	Maximum Detect	Median Value	Mean of Detects	Standard Deviation
NORTH ZONE										
Aroclor PCBs	Aroclor 1254	ug/kg_{lipid}	6	5	83%	3500	9444	5059	6170	2810
Aroclor PCBs	Aroclor 1260	ug/kg_{lipid}	6	3	50%	3279	8889	5385	5850	2830
Aroclor PCBs	Total Aroclor PCBs (Sum Of 7 Aroclors)	ug/kg_{lipid}	6	6	100%	3280	18300	6970	8060	5570
Aroclor PCBs	Total Aroclor PCBs (Sum Of 9 Aroclors)	ug/kg_{lipid}	6	6	100%	3280	18300	6970	8060	5570
Butyltins	Tributyltin	ug/kg_{lipid}	6	1	17%	34.4	34.4	NA	NA	NA
Dioxins/Furans	1,2,3,4,6,7,8-HpCDD	ng/kg_{lipid}	6	6	100%	10.6	18.9	12.5	13.5	3.06
Dioxins/Furans	1,2,3,4,6,7,8-HpCDF	ng/kg_{lipid}	6	6	100%	54.9	126	107	97.2	29.4
Dioxins/Furans	1,2,3,4,7,8,9-HpCDF	ng/kg_{lipid}	6	6	100%	1.54	4.31	2.87	2.75	0.977
Dioxins/Furans	1,2,3,4,7,8-HxCDD	ng/kg_{lipid}	6	5	83%	3.39	6.17	4.47	4.48	1.05
Dioxins/Furans	1,2,3,4,7,8-HxCDF	ng/kg_{lipid}	6	6	100%	34.8	55.4	47.8	45.4	8.36
Dioxins/Furans	1,2,3,6,7,8-HxCDD	ng/kg_{lipid}	6	6	100%	11.7	28.5	18.8	19.1	6.13
Dioxins/Furans	1,2,3,6,7,8-HxCDF	ng/kg_{lipid}	6	6	100%	20.3	56.2	40.9	39.2	15.6
Dioxins/Furans	1,2,3,7,8,9-HxCDD	ng/kg_{lipid}	6	6	100%	2.77	3.54	2.93	3	0.274
Dioxins/Furans	1,2,3,7,8,9-HxCDF	ng/kg_{lipid}	6	4	67%	1.21	3.91	1.79	2.18	1.26
Dioxins/Furans	1,2,3,7,8-PCDD	ng/kg_{lipid}	6	5	83%	7.12	15.0	7.88	9.39	3.28
Dioxins/Furans	1,2,3,7,8-PCDF	ng/kg_{lipid}	6	5	83%	17.9	26.6	26.2	23.5	4.12
Dioxins/Furans	2,3,4,6,7,8-HxCDF	ng/kg_{lipid}	6	6	100%	3.61	5.45	5.05	4.83	0.656
Dioxins/Furans	2,3,4,7,8-PCDF	ng/kg_{lipid}	6	6	100%	31.6	135	66.2	75.7	40.2
Dioxins/Furans	2,3,7,8-TCDD	ng/kg_{lipid}	6	6	100%	108	173	144	145	24.2
Dioxins/Furans	2,3,7,8-TCDF	ng/kg_{lipid}	6	1	17%	0.92	0.92	NA	NA	NA
Dioxins/Furans	OCDD	ng/kg_{lipid}	6	6	100%	17.3	28.2	21.4	21.7	3.89
Dioxins/Furans	OCDF	ng/kg_{lipid}	6	6	100%	3.44	7.31	4.94	5.12	1.32
PCB Congeners	PCB-1	ng/kg_{lipid}	6	4	67%	90.5	198	110	127	48.2
PCB Congeners	PCB-10	ng/kg_{lipid}	6	4	67%	59.7	141	108	104	33.5
PCB Congeners	PCB-103	ng/kg_{lipid}	6	6	100%	88.7	294	185	184	77.1
PCB Congeners	PCB-105	ng/kg_{lipid}	6	6	100%	92951	336986	259027	244000	87500
PCB Congeners	PCB-107	ng/kg_{lipid}	6	6	100%	3721	23833	8933	11300	7030
PCB Congeners	PCB-108/124	ng/kg_{lipid}	6	6	100%	613	4172	1562	1870	1270
PCB Congeners	PCB-11	ng/kg_{lipid}	6	4	67%	711	965	885	861	107
PCB Congeners	PCB-110/115	ng/kg_{lipid}	6	6	100%	157705	627778	319517	347000	170000
PCB Congeners	PCB-111	ng/kg_{lipid}	6	6	100%	634	1739	1216	1240	389
PCB Congeners	PCB-112	ng/kg_{lipid}	6	2	33%	711	2106	1409	1410	986
PCB Congeners	PCB-114	ng/kg_{lipid}	6	6	100%	5131	18904	15092	13800	5020
PCB Congeners	PCB-118	ng/kg_{lipid}	6	6	100%	309836	1153425	944389	861000	315000
PCB Congeners	PCB-12/13	ng/kg_{lipid}	6	6	100%	94.9	267	139	161	60.2
PCB Congeners	PCB-120	ng/kg_{lipid}	6	6	100%	1918	6167	4138	4070	1400
PCB Congeners	PCB-121	ng/kg_{lipid}	6	6	100%	366	1100	731	758	248
PCB Congeners	PCB-122	ng/kg_{lipid}	6	5	83%	395	1406	658	752	388
PCB Congeners	PCB-123	ng/kg_{lipid}	6	6	100%	5770	20959	16990	15300	5510
PCB Congeners	PCB-126	ng/kg_{lipid}	5	1	17%	220	220	NA	NA	NA
PCB Congeners	PCB-127	ng/kg_{lipid}	6	5	83%	313	1217	812	817	356
PCB Congeners	PCB-128/166	ng/kg_{lipid}	6	6	100%	33934	124444	83921	82500	33600
PCB Congeners	PCB-129/138/163	ng/kg_{lipid}	6	6	100%	316393	1244444	840250	849000	379000
PCB Congeners	PCB-130	ng/kg_{lipid}	6	6	100%	12885	60000	29980	33800	18800
PCB Congeners	PCB-131	ng/kg_{lipid}	6	5	83%	264	989	506	535	281
PCB Congeners	PCB-132	ng/kg_{lipid}	6	6	100%	13541	71667	28982	33500	20600
PCB Congeners	PCB-133	ng/kg_{lipid}	5	5	83%	7869	34333	20119	21200	10200
PCB Congeners	PCB-134	ng/kg_{lipid}	6	6	100%	5721	23611	13657	14500	7300
PCB Congeners	PCB-135/151	ng/kg_{lipid}	6	6	100%	16393	88333	36250	44700	24900
PCB Congeners	PCB-136	ng/kg_{lipid}	6	6	100%	3623	14056	8004	8160	3420
PCB Congeners	PCB-137	ng/kg_{lipid}	6	6	100%	11836	38219	31567	28900	10000
PCB Congeners	PCB-139/140	ng/kg_{lipid}	6	6	100%	5262	15753	12779	11700	4010
PCB Congeners	PCB-141	ng/kg_{lipid}	6	6	100%	13852	99444	55033	53900	33100
PCB Congeners	PCB-144	ng/kg_{lipid}	6	6	100%	534	2678	1089	1300	797
PCB Congeners	PCB-146	ng/kg_{lipid}	6	6	100%	60820	263333	158717	163000	74800
PCB Congeners	PCB-147/149	ng/kg_{lipid}	6	6	100%	70328	317778	162467	174000	85500
PCB Congeners	PCB-148	ng/kg_{lipid}	5	5	83%	1382	5219	3541	3460	1390

Table 3-42
Statistical Summary of Detected Analytes by Zone - American Eel (Fillet) - Lipid Normalized

Parameter Group	Analyte	Units	Number of Valid Results[1]	Number of Detects	Detection Frequency	Minimum Detect	Maximum Detect	Median Value	Mean of Detects	Standard Deviation
PCB Congeners	PCB-15	ng/kg_{lipid}	6	6	100%	618	2122	942	1120	523
PCB Congeners	PCB-150	ng/kg_{lipid}	6	3	50%	28.7	117	86.6	77.3	44.7
PCB Congeners	PCB-153/168	ng/kg_{lipid}	6	6	100%	414754	1838889	1131023	1140000	521000
PCB Congeners	PCB-154	ng/kg_{lipid}	6	6	100%	10033	36027	22845	23300	8630
PCB Congeners	PCB-155	ng/kg_{lipid}	6	6	100%	4295	15616	10595	10500	4090
PCB Congeners	PCB-156/157	ng/kg_{lipid}	6	6	100%	25246	108333	82111	77500	31300
PCB Congeners	PCB-158	ng/kg_{lipid}	6	6	100%	26230	89726	71853	66300	25100
PCB Congeners	PCB-159	ng/kg_{lipid}	6	4	67%	57.9	240	148	148	74.4
PCB Congeners	PCB-16	ng/kg_{lipid}	5	5	83%	425	1067	548	652	270
PCB Congeners	PCB-162	ng/kg_{lipid}	6	5	83%	1967	9667	4833	5280	2970
PCB Congeners	PCB-164	ng/kg_{lipid}	6	6	100%	8475	37556	22542	22500	12000
PCB Congeners	PCB-165	ng/kg_{lipid}	6	6	100%	439	1744	908	977	447
PCB Congeners	PCB-167	ng/kg_{lipid}	5	5	83%	11656	52611	29529	32700	15400
PCB Congeners	PCB-169	ng/kg_{lipid}	6	1	17%	138	138	NA	NA	NA
PCB Congeners	PCB-17	ng/kg_{lipid}	6	6	100%	836	1756	1198	1200	332
PCB Congeners	PCB-170	ng/kg_{lipid}	6	6	100%	33934	202778	125104	126000	68800
PCB Congeners	PCB-171/173	ng/kg_{lipid}	6	6	100%	16262	65385	48714	45300	19400
PCB Congeners	PCB-172	ng/kg_{lipid}	6	6	100%	8180	47308	29001	28800	15400
PCB Congeners	PCB-174	ng/kg_{lipid}	6	6	100%	7623	56667	28759	31200	21100
PCB Congeners	PCB-175	ng/kg_{lipid}	6	6	100%	2738	11278	7212	7230	3030
PCB Congeners	PCB-176	ng/kg_{lipid}	6	6	100%	443	1983	758	898	549
PCB Congeners	PCB-177	ng/kg_{lipid}	6	6	100%	28361	136154	81716	83100	45200
PCB Congeners	PCB-178	ng/kg_{lipid}	5	5	83%	25738	95000	55476	58800	26700
PCB Congeners	PCB-179	ng/kg_{lipid}	6	6	100%	4541	25167	10724	12900	7640
PCB Congeners	PCB-18/30	ng/kg_{lipid}	6	6	100%	2541	4983	3731	3690	915
PCB Congeners	PCB-180/193	ng/kg_{lipid}	6	6	100%	134590	777778	503987	498000	252000
PCB Congeners	PCB-181	ng/kg_{lipid}	6	6	100%	649	2800	1966	1880	812
PCB Congeners	PCB-182	ng/kg_{lipid}	5	5	83%	626	2151	1306	1450	595
PCB Congeners	PCB-183/185	ng/kg_{lipid}	6	6	100%	52951	223889	153955	148000	64900
PCB Congeners	PCB-184	ng/kg_{lipid}	6	6	100%	539	1973	1248	1320	539
PCB Congeners	PCB-187	ng/kg_{lipid}	6	6	100%	140000	622222	405887	400000	187000
PCB Congeners	PCB-188	ng/kg_{lipid}	6	6	100%	543	3156	1597	1670	874
PCB Congeners	PCB-189	ng/kg_{lipid}	6	6	100%	1721	10333	6871	6490	3130
PCB Congeners	PCB-19	ng/kg_{lipid}	6	6	100%	731	1633	1255	1200	331
PCB Congeners	PCB-190	ng/kg_{lipid}	6	6	100%	9344	51222	34980	33700	16900
PCB Congeners	PCB-191	ng/kg_{lipid}	6	6	100%	2393	11778	7630	7510	3570
PCB Congeners	PCB-192	ng/kg_{lipid}	6	5	83%	115	379	126	180	112
PCB Congeners	PCB-194	ng/kg_{lipid}	6	6	100%	14836	120000	67484	66700	37600
PCB Congeners	PCB-195	ng/kg_{lipid}	6	6	100%	4787	39231	22776	22800	13500
PCB Congeners	PCB-196	ng/kg_{lipid}	6	6	100%	13574	75000	48457	46000	21900
PCB Congeners	PCB-197/200	ng/kg_{lipid}	6	6	100%	1820	10000	5365	5510	2820
PCB Congeners	PCB-198/199	ng/kg_{lipid}	6	6	100%	35902	198333	117498	119000	60100
PCB Congeners	PCB-2	ng/kg_{lipid}	6	1	17%	62.8	62.8	NA	NA	NA
PCB Congeners	PCB-20/28	ng/kg_{lipid}	6	6	100%	59672	285000	110385	148000	86300
PCB Congeners	PCB-201	ng/kg_{lipid}	6	6	100%	4525	22778	13350	13300	6260
PCB Congeners	PCB-202	ng/kg_{lipid}	6	6	100%	16361	91667	41017	46600	26400
PCB Congeners	PCB-203	ng/kg_{lipid}	6	6	100%	18361	137778	75422	75700	42900
PCB Congeners	PCB-204	ng/kg_{lipid}	6	5	83%	71.0	396	191	202	120
PCB Congeners	PCB-205	ng/kg_{lipid}	6	6	100%	626	6000	2657	3010	2060
PCB Congeners	PCB-206	ng/kg_{lipid}	6	6	100%	10197	120556	33951	48200	40200
PCB Congeners	PCB-207	ng/kg_{lipid}	6	6	100%	1338	13833	4286	5750	4420
PCB Congeners	PCB-208	ng/kg_{lipid}	5	5	83%	11765	51444	16301	23500	16500
PCB Congeners	PCB-209	ng/kg_{lipid}	6	6	100%	5148	68889	15178	24500	23300
PCB Congeners	PCB-21/33	ng/kg_{lipid}	6	5	83%	403	1389	617	715	388
PCB Congeners	PCB-22	ng/kg_{lipid}	6	6	100%	3197	7944	5440	5580	1830
PCB Congeners	PCB-24	ng/kg_{lipid}	6	4	67%	62.5	104	87.0	85.1	17.1
PCB Congeners	PCB-25	ng/kg_{lipid}	6	6	100%	574	1378	1144	1040	324

Table 3-42
Statistical Summary of Detected Analytes by Zone - American Eel (Fillet) - Lipid Normalized

Parameter Group	Analyte	Units	Number of Valid Results[1]	Number of Detects	Detection Frequency	Minimum Detect	Maximum Detect	Median Value	Mean of Detects	Standard Deviation
PCB Congeners	PCB-26/29	ng/kg_{lipid}	6	6	100%	7377	28167	12429	15500	7800
PCB Congeners	PCB-27	ng/kg_{lipid}	5	5	83%	293	500	423	407	85.9
PCB Congeners	PCB-31	ng/kg_{lipid}	6	6	100%	21475	86667	32247	41900	24100
PCB Congeners	PCB-32	ng/kg_{lipid}	6	6	100%	1770	5022	2921	3100	1180
PCB Congeners	PCB-34	ng/kg_{lipid}	6	6	100%	99.8	274	209	199	58.3
PCB Congeners	PCB-37	ng/kg_{lipid}	6	6	100%	934	3089	2042	2030	697
PCB Congeners	PCB-38	ng/kg_{lipid}	6	5	83%	189	442	344	342	97.1
PCB Congeners	PCB-39	ng/kg_{lipid}	6	2	33%	19.7	57.8	38.7	38.7	26.9
PCB Congeners	PCB-4	ng/kg_{lipid}	6	6	100%	984	1856	1207	1300	347
PCB Congeners	PCB-40/71	ng/kg_{lipid}	6	6	100%	7852	16611	11421	11800	3540
PCB Congeners	PCB-42	ng/kg_{lipid}	6	6	100%	16885	54389	34186	35500	13500
PCB Congeners	PCB-43	ng/kg_{lipid}	6	5	83%	472	1278	761	874	345
PCB Congeners	PCB-44/47/65	ng/kg_{lipid}	6	6	100%	218033	564384	480588	432000	127000
PCB Congeners	PCB-45	ng/kg_{lipid}	6	6	100%	1338	3889	2319	2440	901
PCB Congeners	PCB-46	ng/kg_{lipid}	6	6	100%	316	678	490	475	141
PCB Congeners	PCB-48	ng/kg_{lipid}	6	5	83%	433	966	600	666	240
PCB Congeners	PCB-49/69	ng/kg_{lipid}	6	6	100%	24590	78889	52644	50600	18800
PCB Congeners	PCB-50/53	ng/kg_{lipid}	6	6	100%	2213	5422	3581	3730	1160
PCB Congeners	PCB-51	ng/kg_{lipid}	6	6	100%	1598	3417	2492	2470	667
PCB Congeners	PCB-52	ng/kg_{lipid}	6	6	100%	170492	777778	448010	458000	212000
PCB Congeners	PCB-54	ng/kg_{lipid}	6	5	83%	128	301	248	235	65.1
PCB Congeners	PCB-55	ng/kg_{lipid}	6	2	33%	192	536	364	364	243
PCB Congeners	PCB-56	ng/kg_{lipid}	6	6	100%	820	2567	1345	1500	655
PCB Congeners	PCB-57	ng/kg_{lipid}	6	6	100%	225	1000	418	499	281
PCB Congeners	PCB-58	ng/kg_{lipid}	6	6	100%	725	2694	1604	1750	707
PCB Congeners	PCB-6	ng/kg_{lipid}	6	5	83%	107	269	115	158	69.6
PCB Congeners	PCB-60	ng/kg_{lipid}	6	6	100%	18852	61111	45348	42600	14500
PCB Congeners	PCB-61/70/74/76	ng/kg_{lipid}	6	6	100%	94918	310000	221072	208000	74100
PCB Congeners	PCB-62/75	ng/kg_{lipid}	6	6	100%	20328	52944	41550	39600	11500
PCB Congeners	PCB-63	ng/kg_{lipid}	6	6	100%	3754	22611	7864	10700	6780
PCB Congeners	PCB-64	ng/kg_{lipid}	6	6	100%	87377	310000	161781	181000	78400
PCB Congeners	PCB-66	ng/kg_{lipid}	6	6	100%	157705	477222	390411	348000	114000
PCB Congeners	PCB-67	ng/kg_{lipid}	6	6	100%	389	1711	897	939	499
PCB Congeners	PCB-68	ng/kg_{lipid}	6	6	100%	908	5361	2189	2650	1530
PCB Congeners	PCB-7	ng/kg_{lipid}	6	2	33%	25.6	75.0	50.3	50.3	35
PCB Congeners	PCB-72	ng/kg_{lipid}	6	6	100%	1349	8556	3594	4320	2500
PCB Congeners	PCB-73	ng/kg_{lipid}	6	5	83%	238	706	415	430	184
PCB Congeners	PCB-77	ng/kg_{lipid}	6	6	100%	166	1105	746	734	342
PCB Congeners	PCB-79	ng/kg_{lipid}	6	6	100%	423	1722	963	1000	418
PCB Congeners	PCB-8	ng/kg_{lipid}	5	3	50%	378	402	387	389	12.3
PCB Congeners	PCB-82	ng/kg_{lipid}	6	6	100%	5557	13722	8899	9030	2960
PCB Congeners	PCB-83	ng/kg_{lipid}	6	6	100%	8311	21333	13726	14100	4320
PCB Congeners	PCB-84	ng/kg_{lipid}	6	6	100%	13869	46667	23790	25900	10900
PCB Congeners	PCB-85/116/117	ng/kg_{lipid}	6	6	100%	56066	141096	117692	108000	31500
PCB Congeners	PCB-86/87/97/109/119/125	ng/kg_{lipid}	6	6	100%	44918	138333	87912	86500	31100
PCB Congeners	PCB-89	ng/kg_{lipid}	6	3	50%	74.4	151	142	123	42
PCB Congeners	PCB-9	ng/kg_{lipid}	6	3	50%	42.5	85.0	69.6	65.7	21.5
PCB Congeners	PCB-90/101/113	ng/kg_{lipid}	6	6	100%	76557	278889	152205	163000	65300
PCB Congeners	PCB-91	ng/kg_{lipid}	6	6	100%	11787	39222	23487	23700	8880
PCB Congeners	PCB-92	ng/kg_{lipid}	6	6	100%	32459	126667	73389	73600	33700
PCB Congeners	PCB-93/100	ng/kg_{lipid}	6	6	100%	144	53288	28925	28000	17000
PCB Congeners	PCB-94	ng/kg_{lipid}	6	5	83%	233	548	310	346	126
PCB Congeners	PCB-95	ng/kg_{lipid}	6	6	100%	38525	173333	69229	82300	46700
PCB Congeners	PCB-96	ng/kg_{lipid}	6	4	67%	118	278	209	204	80.6
PCB Congeners	PCB-98/102	ng/kg_{lipid}	6	4	67%	623	13984	1070	4190	6540
PCB Congeners	PCB-99	ng/kg_{lipid}	6	6	100%	237705	595890	470662	443000	130000
PCB Congeners	Total PCB Congeners (209)	ng/kg_{lipid}	6	6	100%	3730000	14600000	9660000	9510000	3860000

Table 3-42
Statistical Summary of Detected Analytes by Zone - American Eel (Fillet) - Lipid Normalized

Parameter Group	Analyte	Units	Number of Valid Results[1]	Number of Detects	Detection Frequency	Minimum Detect	Maximum Detect	Median Value	Mean of Detects	Standard Deviation
Pesticides	2,4'-DDD	pg/g_{lipid}	6	6	100%	12115	52000	20956	24700	14000
Pesticides	2,4'-DDE	pg/g_{lipid}	6	6	100%	7619	23577	10830	13100	6540
Pesticides	2,4'-DDT	pg/g_{lipid}	6	6	100%	964	10667	1835	3150	3710
Pesticides	4,4'-DDD	pg/g_{lipid}	6	6	100%	532787	1643836	854251	956000	413000
Pesticides	4,4'-DDE	pg/g_{lipid}	6	6	100%	1222951	3712329	2102381	2260000	821000
Pesticides	4,4'-DDT	pg/g_{lipid}	6	6	100%	18033	129589	44496	57800	40600
Pesticides	Aldrin	pg/g_{lipid}	6	6	100%	328	1658	587	778	490
Pesticides	Alpha BHC	pg/g_{lipid}	6	6	100%	703	1911	1064	1170	404
Pesticides	Beta BHC	pg/g_{lipid}	6	6	100%	1098	3511	1897	2020	811
Pesticides	cis-Chlordane	pg/g_{lipid}	6	6	100%	138852	392222	225797	240000	84900
Pesticides	cis-Nonachlor	pg/g_{lipid}	6	6	100%	88525	241096	179314	172000	51700
Pesticides	Delta BHC	pg/g_{lipid}	6	2	33%	99.8	108	104	104	5.9
Pesticides	Dieldrin	pg/g_{lipid}	6	6	100%	147541	355000	240903	244000	74100
Pesticides	Endrin	pg/g_{lipid}	6	4	67%	379	959	655	662	253
Pesticides	Endrin ketone	pg/g_{lipid}	6	1	17%	889	889	NA	NA	NA
Pesticides	Gamma BHC (Lindane)	pg/g_{lipid}	6	6	100%	305	911	524	550	205
Pesticides	Heptachlor	pg/g_{lipid}	6	1	17%	67.5	67.5	NA	NA	NA
Pesticides	Heptachlor epoxide	pg/g_{lipid}	6	6	100%	41148	86849	69058	64300	17600
Pesticides	Hexachlorobenzene	pg/g_{lipid}	6	6	100%	44590	101667	70000	73600	19000
Pesticides	Mirex	pg/g_{lipid}	6	6	100%	2475	8000	6476	6170	2060
Pesticides	Oxychlordane	pg/g_{lipid}	6	6	100%	115410	393151	186795	210000	100000
Pesticides	Total Alpha + Gamma Chlordane	pg/g_{lipid}	6	6	100%	177000	478000	282000	298000	102000
Pesticides	Total DDT (2,4 & 4,4)	pg/g_{lipid}	6	6	100%	1790000	5510000	3190000	3310000	1240000
Pesticides	Total DDT (2,4)	pg/g_{lipid}	6	6	100%	20800	75800	35200	41000	19800
Pesticides	Total DDT (4,4)	pg/g_{lipid}	6	6	100%	1770000	5490000	3160000	3270000	1240000
Pesticides	Trans-chlordane	pg/g_{lipid}	6	6	100%	37705	85556	56388	58400	17800
Pesticides	Trans-heptachlor epoxide	pg/g_{lipid}	6	1	17%	17049	17049	NA	NA	NA
Pesticides	Trans-nonachlor	pg/g_{lipid}	6	6	100%	204918	727397	406432	423000	178000
Semivolatiles	1-Methylnaphthalene	ug/kg_{lipid}	6	2	33%	153	1115	634	634	681
Semivolatiles	2-Methylnaphthalene	ug/kg_{lipid}	6	2	33%	176	2077	1127	1130	1340
Semivolatiles	Acenaphthene	ug/kg_{lipid}	6	5	83%	238	342	311	301	41.4
Semivolatiles	C1-Fluorenes	ug/kg_{lipid}	6	1	17%	231	231	NA	NA	NA
Semivolatiles	C1-Naphthalenes	ug/kg_{lipid}	6	2	33%	212	2115	1164	1160	1350
Semivolatiles	C1-Phenanthrene/anthracene	ug/kg_{lipid}	6	1	17%	315	315	NA	NA	NA
Semivolatiles	C2-Naphthalenes	ug/kg_{lipid}	6	2	33%	87.1	2962	1524	1520	2030
Semivolatiles	C2-Phenanthrene/anthracene	ug/kg_{lipid}	6	1	17%	327	327	NA	NA	NA
Semivolatiles	C3-Naphthalenes	ug/kg_{lipid}	6	2	33%	62.4	2154	1108	1110	1480
Semivolatiles	C4-Naphthalenes	ug/kg_{lipid}	6	1	17%	962	962	NA	NA	NA
Semivolatiles	Fluoranthene	ug/kg_{lipid}	6	3	50%	82.1	98.8	97.3	92.7	9.21
Semivolatiles	Fluorene	ug/kg_{lipid}	6	2	33%	65.9	142	104	104	54
Semivolatiles	Naphthalene	ug/kg_{lipid}	6	4	67%	64.3	615	234	287	256
Semivolatiles	Phenanthrene	ug/kg_{lipid}	6	2	33%	74.1	192	133	133	83.6
Semivolatiles	Total HMW PAHs	ug/kg_{lipid}	6	3	50%	82.1	98.8	97.3	92.7	9.24
Semivolatiles	Total LMW PAHs	ug/kg_{lipid}	6	5	83%	302	3310	447	1080	1280
Semivolatiles	Total PAHs	ug/kg_{lipid}	6	5	83%	311	3310	544	1130	1260
CENTRAL ZONE										
Aroclor PCBs	Aroclor 1254	ug/kg_{lipid}	6	5	83%	1867	7586	3665	4240	2560
Aroclor PCBs	Aroclor 1260	ug/kg_{lipid}	6	4	67%	1067	3684	2181	2280	1120
Aroclor PCBs	Total Aroclor PCBs (Sum Of 7 Aroclors)	ug/kg_{lipid}	6	6	100%	1820	7590	5890	5060	2200
Aroclor PCBs	Total Aroclor PCBs (Sum Of 9 Aroclors)	ug/kg_{lipid}	6	6	100%	1820	7590	5890	5060	2200
Dioxins/Furans	1,2,3,4,6,7,8-HpCDD	ng/kg_{lipid}	6	6	100%	3.84	23.7	12.1	12.7	6.81
Dioxins/Furans	1,2,3,4,6,7,8-HpCDF	ng/kg_{lipid}	6	6	100%	32.3	84.5	44.3	53.1	20.8
Dioxins/Furans	1,2,3,4,7,8,9-HpCDF	ng/kg_{lipid}	6	3	50%	1.41	4.37	1.43	2.4	1.7
Dioxins/Furans	1,2,3,4,7,8-HxCDD	ng/kg_{lipid}	6	6	100%	2.59	5.79	3.76	3.83	1.16
Dioxins/Furans	1,2,3,4,7,8-HxCDF	ng/kg_{lipid}	6	6	100%	15.6	29.2	21.7	22.8	5.03
Dioxins/Furans	1,2,3,6,7,8-HxCDD	ng/kg_{lipid}	6	6	100%	16.0	22.9	20.8	20.2	2.46
Dioxins/Furans	1,2,3,6,7,8-HxCDF	ng/kg_{lipid}	6	6	100%	14.3	30.3	21.6	21.8	7.76
Dioxins/Furans	1,2,3,7,8,9-HxCDD	ng/kg_{lipid}	6	6	100%	2.14	4.23	3.18	3.16	0.75

Table 3-42
Statistical Summary of Detected Analytes by Zone - American Eel (Fillet) - Lipid Normalized

Parameter Group	Analyte	Units	Number of Valid Results[1]	Number of Detects	Detection Frequency	Minimum Detect	Maximum Detect	Median Value	Mean of Detects	Standard Deviation
Dioxins/Furans	1,2,3,7,8,9-HxCDF	ng/kg_{lipid}	6	4	67%	0.71	4.05	1.63	2.01	1.47
Dioxins/Furans	1,2,3,7,8-PCDD	ng/kg_{lipid}	6	6	100%	6.93	10.5	8.37	8.52	1.27
Dioxins/Furans	1,2,3,7,8-PCDF	ng/kg_{lipid}	6	6	100%	10.1	19.7	12.2	13.8	4.31
Dioxins/Furans	2,3,4,6,7,8-HxCDF	ng/kg_{lipid}	6	6	100%	2.55	5.00	3.28	3.52	0.848
Dioxins/Furans	2,3,4,7,8-PCDF	ng/kg_{lipid}	6	6	100%	11.7	35.1	25.1	24.5	7.73
Dioxins/Furans	2,3,7,8-TCDD	ng/kg_{lipid}	6	6	100%	90.1	127	105	108	16.9
Dioxins/Furans	2,3,7,8-TCDF	ng/kg_{lipid}	6	2	33%	0.98	3.71	2.35	2.35	1.93
Dioxins/Furans	OCDD	ng/kg_{lipid}	6	6	100%	13.0	205	19.7	49.2	76.4
Dioxins/Furans	OCDF	ng/kg_{lipid}	6	6	100%	1.87	11.3	4.44	5.16	3.44
PCB Congeners	PCB-1	ng/kg_{lipid}	4	4	67%	45.8	626	106	221	274
PCB Congeners	PCB-10	ng/kg_{lipid}	6	4	67%	133	442	169	228	143
PCB Congeners	PCB-103	ng/kg_{lipid}	6	5	83%	70.0	307	262	215	106
PCB Congeners	PCB-105	ng/kg_{lipid}	6	6	100%	100000	810526	181162	267000	269000
PCB Congeners	PCB-107	ng/kg_{lipid}	6	6	100%	8137	25579	11075	13200	6410
PCB Congeners	PCB-108/124	ng/kg_{lipid}	6	6	100%	1307	1933	1515	1550	224
PCB Congeners	PCB-11	ng/kg_{lipid}	6	5	83%	708	3053	1258	1410	957
PCB Congeners	PCB-110/115	ng/kg_{lipid}	5	5	83%	178667	356897	310526	287000	67100
PCB Congeners	PCB-111	ng/kg_{lipid}	6	6	100%	801	4789	1332	1810	1510
PCB Congeners	PCB-112	ng/kg_{lipid}	6	5	83%	740	1713	974	1130	415
PCB Congeners	PCB-114	ng/kg_{lipid}	6	6	100%	8137	55526	13059	18800	18200
PCB Congeners	PCB-118	ng/kg_{lipid}	6	6	100%	406832	3342105	681466	1060000	1130000
PCB Congeners	PCB-12/13	ng/kg_{lipid}	6	2	33%	80.1	395	237	237	222
PCB Congeners	PCB-120	ng/kg_{lipid}	6	6	100%	3093	16632	4251	6120	5220
PCB Congeners	PCB-121	ng/kg_{lipid}	6	6	100%	518	2842	712	1060	899
PCB Congeners	PCB-122	ng/kg_{lipid}	6	3	50%	324	770	424	506	234
PCB Congeners	PCB-123	ng/kg_{lipid}	4	4	67%	7667	60000	9368	21600	25600
PCB Congeners	PCB-126	ng/kg_{lipid}	6	1	17%	2632	2632	NA	NA	NA
PCB Congeners	PCB-127	ng/kg_{lipid}	4	4	67%	507	3447	811	1390	1390
PCB Congeners	PCB-128/166	ng/kg_{lipid}	6	6	100%	49814	378947	74846	122000	128000
PCB Congeners	PCB-129/138/163	ng/kg_{lipid}	6	6	100%	468000	3289474	772675	1130000	1080000
PCB Congeners	PCB-130	ng/kg_{lipid}	6	6	100%	15400	53158	34578	34900	13900
PCB Congeners	PCB-131	ng/kg_{lipid}	6	6	100%	253	2019	554	759	648
PCB Congeners	PCB-132	ng/kg_{lipid}	6	6	100%	18267	52360	36980	36000	12800
PCB Congeners	PCB-133	ng/kg_{lipid}	6	6	100%	12600	67105	21497	27200	20400
PCB Congeners	PCB-134	ng/kg_{lipid}	6	6	100%	7800	19684	14740	14300	3920
PCB Congeners	PCB-135/151	ng/kg_{lipid}	6	6	100%	37867	58500	52748	50100	8140
PCB Congeners	PCB-136	ng/kg_{lipid}	6	6	100%	4920	16646	9864	9900	4070
PCB Congeners	PCB-137	ng/kg_{lipid}	6	6	100%	20733	148421	29802	47800	49700
PCB Congeners	PCB-139/140	ng/kg_{lipid}	6	6	100%	7667	57105	9946	17400	19500
PCB Congeners	PCB-141	ng/kg_{lipid}	6	6	100%	24267	77105	52049	52400	18500
PCB Congeners	PCB-144	ng/kg_{lipid}	6	6	100%	947	8696	1525	2750	2960
PCB Congeners	PCB-146	ng/kg_{lipid}	5	5	83%	92000	200000	129667	144000	52400
PCB Congeners	PCB-147/149	ng/kg_{lipid}	6	6	100%	78667	244737	183099	181000	62600
PCB Congeners	PCB-148	ng/kg_{lipid}	6	6	100%	2533	13553	3117	4780	4330
PCB Congeners	PCB-15	ng/kg_{lipid}	6	6	100%	136	3684	904	1280	1250
PCB Congeners	PCB-150	ng/kg_{lipid}	6	1	17%	94.4	94.4	NA	NA	NA
PCB Congeners	PCB-152	ng/kg_{lipid}	6	1	17%	45.0	45.0	NA	NA	NA
PCB Congeners	PCB-153/168	ng/kg_{lipid}	6	6	100%	618634	4578947	952368	1490000	1530000
PCB Congeners	PCB-154	ng/kg_{lipid}	6	6	100%	14533	99474	22661	34000	32300
PCB Congeners	PCB-155	ng/kg_{lipid}	6	6	100%	4153	35000	7213	11100	11900
PCB Congeners	PCB-156/157	ng/kg_{lipid}	6	6	100%	43975	286842	80052	106000	91400
PCB Congeners	PCB-158	ng/kg_{lipid}	6	6	100%	37888	315789	57739	96500	108000
PCB Congeners	PCB-159	ng/kg_{lipid}	6	4	67%	68.3	161	114	114	43
PCB Congeners	PCB-16	ng/kg_{lipid}	6	6	100%	117	1689	678	728	533
PCB Congeners	PCB-161	ng/kg_{lipid}	6	2	33%	50.9	52.6	51.8	51.8	1.18
PCB Congeners	PCB-162	ng/kg_{lipid}	6	6	100%	2533	11947	5407	5760	3370
PCB Congeners	PCB-164	ng/kg_{lipid}	6	6	100%	7800	32105	15961	17900	8230

Table 3-42
Statistical Summary of Detected Analytes by Zone - American Eel (Fillet) - Lipid Normalized

Parameter Group	Analyte	Units	Number of Valid Results[1]	Number of Detects	Detection Frequency	Minimum Detect	Maximum Detect	Median Value	Mean of Detects	Standard Deviation
PCB Congeners	PCB-165	ng/kg_{lipid}	5	5	83%	696	1245	847	944	275
PCB Congeners	PCB-167	ng/kg_{lipid}	6	6	100%	18820	124474	34046	45400	39900
PCB Congeners	PCB-169	ng/kg_{lipid}	6	1	17%	52.9	52.9	NA	NA	NA
PCB Congeners	PCB-17	ng/kg_{lipid}	6	6	100%	241	3447	1314	1480	1090
PCB Congeners	PCB-170	ng/kg_{lipid}	6	6	100%	55600	426316	128925	166000	136000
PCB Congeners	PCB-171/173	ng/kg_{lipid}	5	5	83%	21733	50000	34667	36400	12700
PCB Congeners	PCB-172	ng/kg_{lipid}	6	6	100%	12267	83158	29095	35200	26000
PCB Congeners	PCB-174	ng/kg_{lipid}	6	6	100%	13333	31316	28980	26900	6720
PCB Congeners	PCB-175	ng/kg_{lipid}	6	6	100%	4020	22474	7472	9340	6760
PCB Congeners	PCB-176	ng/kg_{lipid}	6	6	100%	426	4497	924	1410	1550
PCB Congeners	PCB-177	ng/kg_{lipid}	5	5	83%	26067	102105	64833	67900	30600
PCB Congeners	PCB-178	ng/kg_{lipid}	6	6	100%	28533	160789	60874	70600	48300
PCB Congeners	PCB-179	ng/kg_{lipid}	6	6	100%	8267	17081	11587	12200	3790
PCB Congeners	PCB-18/30	ng/kg_{lipid}	6	6	100%	753	10342	4064	4330	3260
PCB Congeners	PCB-180/193	ng/kg_{lipid}	6	6	100%	218667	1750000	482270	639000	570000
PCB Congeners	PCB-181	ng/kg_{lipid}	5	5	83%	840	2100	1312	1430	556
PCB Congeners	PCB-182	ng/kg_{lipid}	6	6	100%	740	5553	1368	1910	1820
PCB Congeners	PCB-183/185	ng/kg_{lipid}	6	6	100%	73333	597368	134425	199000	199000
PCB Congeners	PCB-184	ng/kg_{lipid}	6	6	100%	639	4895	1175	1690	1600
PCB Congeners	PCB-187	ng/kg_{lipid}	6	6	100%	173333	1050000	387544	453000	320000
PCB Congeners	PCB-188	ng/kg_{lipid}	6	6	100%	947	6395	1257	2070	2130
PCB Congeners	PCB-189	ng/kg_{lipid}	6	6	100%	2993	21184	6864	8400	6680
PCB Congeners	PCB-19	ng/kg_{lipid}	6	6	100%	208	4947	1510	1780	1650
PCB Congeners	PCB-190	ng/kg_{lipid}	6	6	100%	15733	126053	31799	45300	41300
PCB Congeners	PCB-191	ng/kg_{lipid}	6	6	100%	3493	28158	7266	9950	9260
PCB Congeners	PCB-192	ng/kg_{lipid}	6	2	33%	66	413	240	240	245
PCB Congeners	PCB-194	ng/kg_{lipid}	6	6	100%	32267	241053	74411	98000	77100
PCB Congeners	PCB-195	ng/kg_{lipid}	6	6	100%	8933	66842	21428	27700	21100
PCB Congeners	PCB-196	ng/kg_{lipid}	6	6	100%	20533	156053	43106	58100	50200
PCB Congeners	PCB-197/200	ng/kg_{lipid}	6	6	100%	2547	17079	5444	6840	5170
PCB Congeners	PCB-198/199	ng/kg_{lipid}	6	6	100%	49200	376316	116368	150000	120000
PCB Congeners	PCB-2	ng/kg_{lipid}	6	1	17%	110	110	NA	NA	NA
PCB Congeners	PCB-20/28	ng/kg_{lipid}	6	6	100%	68944	497368	90388	154000	169000
PCB Congeners	PCB-201	ng/kg_{lipid}	6	6	100%	6447	43684	12770	16800	13600
PCB Congeners	PCB-202	ng/kg_{lipid}	6	6	100%	24533	145789	49739	60800	44300
PCB Congeners	PCB-203	ng/kg_{lipid}	6	6	100%	36467	233947	79874	99900	71800
PCB Congeners	PCB-204	ng/kg_{lipid}	6	2	33%	98.8	724	411	411	442
PCB Congeners	PCB-205	ng/kg_{lipid}	6	6	100%	1313	7316	3034	3700	2240
PCB Congeners	PCB-206	ng/kg_{lipid}	6	6	100%	25600	173158	49759	71400	53300
PCB Congeners	PCB-207	ng/kg_{lipid}	6	6	100%	2827	20000	5241	7560	6270
PCB Congeners	PCB-208	ng/kg_{lipid}	6	6	100%	11333	81842	22052	31700	25600
PCB Congeners	PCB-209	ng/kg_{lipid}	6	6	100%	13800	97632	27146	37900	30300
PCB Congeners	PCB-21/33	ng/kg_{lipid}	6	6	100%	152	1947	555	712	640
PCB Congeners	PCB-22	ng/kg_{lipid}	6	6	100%	597	10658	3643	4370	3530
PCB Congeners	PCB-24	ng/kg_{lipid}	6	2	33%	80.8	238	159	159	111
PCB Congeners	PCB-25	ng/kg_{lipid}	6	6	100%	163	2176	948	1020	701
PCB Congeners	PCB-26/29	ng/kg_{lipid}	6	6	100%	7067	33947	12346	15200	9590
PCB Congeners	PCB-27	ng/kg_{lipid}	6	6	100%	140	1434	621	650	444
PCB Congeners	PCB-3	ng/kg_{lipid}	4	1	17%	260	260	NA	NA	NA
PCB Congeners	PCB-31	ng/kg_{lipid}	6	6	100%	18933	97895	28811	39100	29300
PCB Congeners	PCB-32	ng/kg_{lipid}	6	6	100%	579	8000	2840	3410	2630
PCB Congeners	PCB-34	ng/kg_{lipid}	6	6	100%	29.9	434	184	207	145
PCB Congeners	PCB-37	ng/kg_{lipid}	6	6	100%	1033	3658	1783	1970	902
PCB Congeners	PCB-38	ng/kg_{lipid}	6	6	100%	172	950	251	356	294
PCB Congeners	PCB-4	ng/kg_{lipid}	6	6	100%	301	7079	1451	2170	2460
PCB Congeners	PCB-40/71	ng/kg_{lipid}	6	6	100%	4653	28684	11168	13400	8830
PCB Congeners	PCB-42	ng/kg_{lipid}	6	6	100%	11600	74474	31930	35500	21800

Table 3-42
Statistical Summary of Detected Analytes by Zone - American Eel (Fillet) - Lipid Normalized

Parameter Group	Analyte	Units	Number of Valid Results[1]	Number of Detects	Detection Frequency	Minimum Detect	Maximum Detect	Median Value	Mean of Detects	Standard Deviation
PCB Congeners	PCB-43	ng/kg_{lipid}	6	5	83%	243	1589	847	904	506
PCB Congeners	PCB-44/47/65	ng/kg_{lipid}	6	6	100%	228000	1578947	311954	513000	524000
PCB Congeners	PCB-45	ng/kg_{lipid}	6	6	100%	1027	6132	2104	3150	2210
PCB Congeners	PCB-46	ng/kg_{lipid}	6	6	100%	121	1213	490	573	396
PCB Congeners	PCB-48	ng/kg_{lipid}	6	5	83%	139	1355	458	577	462
PCB Congeners	PCB-49/69	ng/kg_{lipid}	6	6	100%	17733	106579	50149	56900	32100
PCB Congeners	PCB-50/53	ng/kg_{lipid}	6	6	100%	1133	9026	3388	4370	2970
PCB Congeners	PCB-51	ng/kg_{lipid}	6	6	100%	807	4526	1842	2220	1320
PCB Congeners	PCB-52	ng/kg_{lipid}	6	6	100%	242667	1015789	426012	491000	268000
PCB Congeners	PCB-54	ng/kg_{lipid}	6	3	50%	200	555	227	327	198
PCB Congeners	PCB-55	ng/kg_{lipid}	6	3	50%	239	338	294	290	49.7
PCB Congeners	PCB-56	ng/kg_{lipid}	6	6	100%	205	2337	977	1140	795
PCB Congeners	PCB-57	ng/kg_{lipid}	6	4	67%	281	602	362	401	143
PCB Congeners	PCB-58	ng/kg_{lipid}	6	6	100%	651	2842	1230	1420	746
PCB Congeners	PCB-6	ng/kg_{lipid}	5	4	67%	73.9	137	111	108	32.6
PCB Congeners	PCB-60	ng/kg_{lipid}	6	6	100%	22484	150000	29632	48600	49800
PCB Congeners	PCB-61/70/74/76	ng/kg_{lipid}	6	6	100%	113043	721053	141237	235000	239000
PCB Congeners	PCB-62/75	ng/kg_{lipid}	6	6	100%	21067	141579	31704	48400	45900
PCB Congeners	PCB-63	ng/kg_{lipid}	6	6	100%	6553	15026	9921	9930	2970
PCB Congeners	PCB-64	ng/kg_{lipid}	6	6	100%	83333	373684	129447	164000	105000
PCB Congeners	PCB-66	ng/kg_{lipid}	6	6	100%	167333	1171053	196579	351000	402000
PCB Congeners	PCB-67	ng/kg_{lipid}	6	6	100%	260	3658	678	1100	1280
PCB Congeners	PCB-68	ng/kg_{lipid}	6	6	100%	1793	4263	2265	2500	904
PCB Congeners	PCB-72	ng/kg_{lipid}	6	6	100%	3967	5237	4213	4370	478
PCB Congeners	PCB-73	ng/kg_{lipid}	6	4	67%	329	1132	622	676	355
PCB Congeners	PCB-77	ng/kg_{lipid}	6	6	100%	521	2684	785	1120	797
PCB Congeners	PCB-79	ng/kg_{lipid}	6	6	100%	322	2492	963	1120	760
PCB Congeners	PCB-8	ng/kg_{lipid}	6	5	83%	219	1226	480	544	400
PCB Congeners	PCB-81	ng/kg_{lipid}	5	3	50%	97.3	156	106	120	31.8
PCB Congeners	PCB-82	ng/kg_{lipid}	6	6	100%	3213	17684	9878	10100	5320
PCB Congeners	PCB-83	ng/kg_{lipid}	6	6	100%	8867	28158	15257	16300	6420
PCB Congeners	PCB-84	ng/kg_{lipid}	6	6	100%	14933	62895	29420	33000	16300
PCB Congeners	PCB-85/116/117	ng/kg_{lipid}	6	6	100%	74667	531579	104307	169000	179000
PCB Congeners	PCB-86/87/97/109/119/125	ng/kg_{lipid}	6	6	100%	42133	227895	89284	108000	64500
PCB Congeners	PCB-89	ng/kg_{lipid}	6	2	33%	101	203	152	152	72.5
PCB Congeners	PCB-9	ng/kg_{lipid}	5	1	17%	22.7	22.7	NA	NA	NA
PCB Congeners	PCB-90/101/113	ng/kg_{lipid}	6	6	100%	95333	354658	187436	207000	94400
PCB Congeners	PCB-91	ng/kg_{lipid}	6	6	100%	11067	44474	25592	27000	11700
PCB Congeners	PCB-92	ng/kg_{lipid}	6	6	100%	53267	112105	83388	83300	20100
PCB Congeners	PCB-93/100	ng/kg_{lipid}	6	6	100%	16333	100789	23106	35700	32400
PCB Congeners	PCB-94	ng/kg_{lipid}	6	5	83%	191	613	383	380	170
PCB Congeners	PCB-95	ng/kg_{lipid}	6	6	100%	51000	187895	80267	92800	48600
PCB Congeners	PCB-96	ng/kg_{lipid}	6	2	33%	413	414	413	413	0.354
PCB Congeners	PCB-98/102	ng/kg_{lipid}	6	4	67%	388	1582	1091	1040	491
PCB Congeners	PCB-99	ng/kg_{lipid}	6	6	100%	326087	2234211	400431	696000	755000
PCB Congeners	Total PCB Congeners (209)	ng/kg_{lipid}	6	6	100%	5100000	30200000	8480000	11400000	9360000
Pesticides	2,4'-DDD	pg/g_{lipid}	6	6	100%	11526	36053	25353	23900	10400
Pesticides	2,4'-DDE	pg/g_{lipid}	6	6	100%	3487	44500	11223	15200	14800
Pesticides	2,4'-DDT	pg/g_{lipid}	6	6	100%	1487	2672	1767	1910	442
Pesticides	4,4'-DDD	pg/g_{lipid}	6	6	100%	616149	1684211	907356	1040000	445000
Pesticides	4,4'-DDE	pg/g_{lipid}	6	6	100%	1242236	5026316	1938218	2620000	1600000
Pesticides	4,4'-DDT	pg/g_{lipid}	6	6	100%	13043	140789	40439	52300	45400
Pesticides	Aldrin	pg/g_{lipid}	6	6	100%	224	698	422	441	209
Pesticides	Alpha BHC	pg/g_{lipid}	6	6	100%	795	1800	1274	1250	399
Pesticides	Beta BHC	pg/g_{lipid}	6	6	100%	770	1924	1103	1200	427
Pesticides	cis-Chlordane	pg/g_{lipid}	6	6	100%	75333	315789	172422	193000	105000
Pesticides	cis-Nonachlor	pg/g_{lipid}	6	6	100%	65667	268421	140276	141000	73800

Table 3-42
Statistical Summary of Detected Analytes by Zone - American Eel (Fillet) - Lipid Normalized

Parameter Group	Analyte	Units	Number of Valid Results[1]	Number of Detects	Detection Frequency	Minimum Detect	Maximum Detect	Median Value	Mean of Detects	Standard Deviation
Pesticides	Delta BHC	pg/g_{lipid}	6	4	67%	34.4	131	87.0	84.8	52.7
Pesticides	Dieldrin	pg/g_{lipid}	6	6	100%	33947	244828	130682	144000	84900
Pesticides	Endrin	pg/g_{lipid}	6	5	83%	250	809	455	508	252
Pesticides	Gamma BHC (Lindane)	pg/g_{lipid}	6	5	83%	331	734	426	488	172
Pesticides	Heptachlor epoxide	pg/g_{lipid}	6	6	100%	23851	64138	37627	40100	15600
Pesticides	Hexachlorobenzene	pg/g_{lipid}	6	6	100%	21467	57368	38789	37300	13300
Pesticides	Mirex	pg/g_{lipid}	6	6	100%	2753	11605	5346	5830	3160
Pesticides	Oxychlordane	pg/g_{lipid}	6	6	100%	65839	307895	134586	172000	94200
Pesticides	Total Alpha + Gamma Chlordane	pg/g_{lipid}	6	6	100%	95500	405000	235500	249000	133000
Pesticides	Total DDT (2,4 & 4,4)	pg/g_{lipid}	6	6	100%	1920000	6870000	2940000	3760000	2070000
Pesticides	Total DDT (2,4)	pg/g_{lipid}	6	6	100%	17400	75600	38900	40900	21400
Pesticides	Total DDT (4,4)	pg/g_{lipid}	6	6	100%	1870000	6850000	2885000	3710000	2080000
Pesticides	Trans-chlordane	pg/g_{lipid}	6	6	100%	20133	89474	59895	56000	30100
Pesticides	Trans-heptachlor epoxide	pg/g_{lipid}	6	1	17%	38158	38158	NA	NA	NA
Pesticides	Trans-nonachlor	pg/g_{lipid}	6	6	100%	148000	605263	346006	330000	171000
Semivolatiles	1-Methylnaphthalene	ug/kg_{lipid}	6	2	33%	33.5	38.7	36.1	36.1	3.63
Semivolatiles	2-Methylnaphthalene	ug/kg_{lipid}	6	1	17%	34.2	34.2	NA	NA	NA
Semivolatiles	Acenaphthene	ug/kg_{lipid}	6	5	83%	66.0	224	133	143	58
Semivolatiles	C1-Naphthalenes	ug/kg_{lipid}	6	2	33%	42.9	48.0	45.4	45.4	3.63
Semivolatiles	C2-Naphthalenes	ug/kg_{lipid}	6	1	17%	36.7	36.7	NA	NA	NA
Semivolatiles	C3-Naphthalenes	ug/kg_{lipid}	6	1	17%	35.4	35.4	NA	NA	NA
Semivolatiles	Fluoranthene	ug/kg_{lipid}	6	1	17%	44.1	44.1	NA	NA	NA
Semivolatiles	Naphthalene	ug/kg_{lipid}	6	3	50%	100	190	118	136	47.4
Semivolatiles	Phenanthrene	ug/kg_{lipid}	6	1	17%	34.2	34.2	NA	NA	NA
Semivolatiles	Pyrene	ug/kg_{lipid}	6	1	17%	74.5	74.5	NA	NA	NA
Semivolatiles	Total HMW PAHs	ug/kg_{lipid}	6	1	17%	119	119	NA	NA	NA
Semivolatiles	Total LMW PAHs	ug/kg_{lipid}	6	5	83%	133	414	166	238	120
Semivolatiles	Total PAHs	ug/kg_{lipid}	6	5	83%	133	429	166	262	147
SOUTH ZONE										
Aroclor PCBs	Aroclor 1254	ug/kg_{lipid}	6	4	67%	1250	7579	3143	3780	2690
Aroclor PCBs	Aroclor 1260	ug/kg_{lipid}	6	4	67%	1114	5684	1886	2640	2080
Aroclor PCBs	Total Aroclor PCBs (Sum Of 7 Aroclors)	ug/kg_{lipid}	6	4	67%	2360	13300	5025	6430	4750
Aroclor PCBs	Total Aroclor PCBs (Sum Of 9 Aroclors)	ug/kg_{lipid}	6	4	67%	2360	13300	5025	6430	4750
Dioxins/Furans	1,2,3,4,6,7,8-HpCDD	ng/kg_{lipid}	6	6	100%	12.2	26.1	15.6	17.3	5.14
Dioxins/Furans	1,2,3,4,6,7,8-HpCDF	ng/kg_{lipid}	6	6	100%	26.6	57.0	36.1	39.9	13.6
Dioxins/Furans	1,2,3,4,7,8,9-HpCDF	ng/kg_{lipid}	6	6	100%	0.94	10.2	2.19	3.34	3.45
Dioxins/Furans	1,2,3,4,7,8-HxCDD	ng/kg_{lipid}	6	6	100%	3.69	8.62	5.52	5.75	2.02
Dioxins/Furans	1,2,3,4,7,8-HxCDF	ng/kg_{lipid}	6	6	100%	10.9	23.7	18.4	17.9	4.35
Dioxins/Furans	1,2,3,6,7,8-HxCDD	ng/kg_{lipid}	6	6	100%	16.8	38.8	26.0	26.6	8.83
Dioxins/Furans	1,2,3,6,7,8-HxCDF	ng/kg_{lipid}	6	6	100%	14.0	41.8	28.2	26.4	10.7
Dioxins/Furans	1,2,3,7,8,9-HxCDD	ng/kg_{lipid}	6	6	100%	3.73	6.59	5.01	5.05	1.1
Dioxins/Furans	1,2,3,7,8,9-HxCDF	ng/kg_{lipid}	6	6	100%	0.52	6.8	2.90	3.27	2.47
Dioxins/Furans	1,2,3,7,8-PCDD	ng/kg_{lipid}	6	4	67%	6.18	16.7	13.4	12.4	4.43
Dioxins/Furans	1,2,3,7,8-PCDF	ng/kg_{lipid}	6	6	100%	10.6	18.3	13.6	14.2	2.63
Dioxins/Furans	2,3,4,6,7,8-HxCDF	ng/kg_{lipid}	6	6	100%	3.09	10.1	5.90	6.13	2.39
Dioxins/Furans	2,3,4,7,8-PCDF	ng/kg_{lipid}	6	6	100%	27.4	83.0	37.4	43.6	20.8
Dioxins/Furans	2,3,7,8-TCDD	ng/kg_{lipid}	6	5	83%	42.5	177	102	98.3	53
Dioxins/Furans	2,3,7,8-TCDF	ng/kg_{lipid}	6	1	17%	0.74	0.74	NA	NA	NA
Dioxins/Furans	OCDD	ng/kg_{lipid}	6	6	100%	13.7	41.4	22.8	25.8	10.8
Dioxins/Furans	OCDF	ng/kg_{lipid}	6	6	100%	2.26	16.7	3.82	6.28	5.58
PCB Congeners	PCB-1	ng/kg_{lipid}	6	4	67%	68.6	679	161	268	280
PCB Congeners	PCB-10	ng/kg_{lipid}	6	3	50%	117	183	119	140	37.7
PCB Congeners	PCB-103	ng/kg_{lipid}	6	5	83%	143	183	164	164	14.7
PCB Congeners	PCB-105	ng/kg_{lipid}	6	6	100%	107353	1985714	537632	664000	692000
PCB Congeners	PCB-107	ng/kg_{lipid}	6	6	100%	7614	51143	13382	20600	17000
PCB Congeners	PCB-108/124	ng/kg_{lipid}	6	6	100%	1090	3400	2065	2070	815
PCB Congeners	PCB-11	ng/kg_{lipid}	6	4	67%	706	3700	1159	1680	1360
PCB Congeners	PCB-110/115	ng/kg_{lipid}	6	6	100%	109773	1007143	620897	585000	319000

Table 3-42
Statistical Summary of Detected Analytes by Zone - American Eel (Fillet) - Lipid Normalized

Parameter Group	Analyte	Units	Number of Valid Results[1]	Number of Detects	Detection Frequency	Minimum Detect	Maximum Detect	Median Value	Mean of Detects	Standard Deviation
PCB Congeners	PCB-111	ng/kg_{lipid}	6	6	100%	775	3057	1308	1720	1050
PCB Congeners	PCB-112	ng/kg_{lipid}	6	2	33%	388	1239	813	813	602
PCB Congeners	PCB-114	ng/kg_{lipid}	6	6	100%	7451	103571	28934	36800	35600
PCB Congeners	PCB-118	ng/kg_{lipid}	6	6	100%	387745	6435714	1523684	2030000	2250000
PCB Congeners	PCB-12/13	ng/kg_{lipid}	6	4	67%	75.0	412	252	248	160
PCB Congeners	PCB-120	ng/kg_{lipid}	6	6	100%	3431	13500	4454	6510	4190
PCB Congeners	PCB-121	ng/kg_{lipid}	6	6	100%	376	1643	602	844	537
PCB Congeners	PCB-122	ng/kg_{lipid}	6	3	50%	1029	1842	1532	1470	410
PCB Congeners	PCB-123	ng/kg_{lipid}	6	6	100%	8137	110714	32237	38200	37600
PCB Congeners	PCB-126	ng/kg_{lipid}	6	2	33%	2544	3045	2795	2790	354
PCB Congeners	PCB-127	ng/kg_{lipid}	6	6	100%	364	5243	1565	1900	1770
PCB Congeners	PCB-128/166	ng/kg_{lipid}	6	6	100%	50490	735714	192136	252000	253000
PCB Congeners	PCB-129/138/163	ng/kg_{lipid}	6	6	100%	470455	6592857	1670317	2190000	2260000
PCB Congeners	PCB-130	ng/kg_{lipid}	6	6	100%	7477	106429	55897	57200	37000
PCB Congeners	PCB-131	ng/kg_{lipid}	6	5	83%	153	1492	808	820	517
PCB Congeners	PCB-132	ng/kg_{lipid}	6	6	100%	3920	82857	48472	47700	29000
PCB Congeners	PCB-133	ng/kg_{lipid}	4	4	67%	10909	51474	20532	25900	19000
PCB Congeners	PCB-134	ng/kg_{lipid}	6	6	100%	1545	33789	20088	20500	11500
PCB Congeners	PCB-135/151	ng/kg_{lipid}	4	4	67%	43421	124211	50271	67000	38600
PCB Congeners	PCB-136	ng/kg_{lipid}	4	4	67%	9644	16947	11359	12300	3430
PCB Congeners	PCB-137	ng/kg_{lipid}	6	6	100%	15980	250000	73223	87300	85200
PCB Congeners	PCB-139/140	ng/kg_{lipid}	6	6	100%	8039	86429	23281	29700	29000
PCB Congeners	PCB-141	ng/kg_{lipid}	6	5	83%	7045	120000	92712	72000	49700
PCB Congeners	PCB-144	ng/kg_{lipid}	4	4	67%	1029	3421	2006	2120	995
PCB Congeners	PCB-146	ng/kg_{lipid}	6	6	100%	86591	771429	235076	306000	256000
PCB Congeners	PCB-147/149	ng/kg_{lipid}	6	6	100%	38636	396842	276048	255000	135000
PCB Congeners	PCB-148	ng/kg_{lipid}	2	2	33%	3339	6579	4959	4960	2290
PCB Congeners	PCB-15	ng/kg_{lipid}	4	4	67%	703	2271	1950	1720	701
PCB Congeners	PCB-150	ng/kg_{lipid}	4	1	17%	52.6	52.6	NA	NA	NA
PCB Congeners	PCB-153/168	ng/kg_{lipid}	6	6	100%	628409	8071429	1811151	2610000	2790000
PCB Congeners	PCB-154	ng/kg_{lipid}	4	4	67%	20684	57929	36054	37700	17000
PCB Congeners	PCB-155	ng/kg_{lipid}	6	6	100%	3127	25643	7969	10800	8640
PCB Congeners	PCB-156/157	ng/kg_{lipid}	6	6	100%	38873	599286	151202	203000	207000
PCB Congeners	PCB-158	ng/kg_{lipid}	6	6	100%	40147	584286	144418	191000	201000
PCB Congeners	PCB-159	ng/kg_{lipid}	6	2	33%	95.7	148	122	122	37.3
PCB Congeners	PCB-16	ng/kg_{lipid}	4	4	67%	289	1814	902	976	739
PCB Congeners	PCB-162	ng/kg_{lipid}	6	6	100%	2000	18786	6620	8130	6200
PCB Congeners	PCB-164	ng/kg_{lipid}	6	6	100%	6523	67000	36456	34200	22200
PCB Congeners	PCB-165	ng/kg_{lipid}	6	6	100%	616	2432	920	1270	762
PCB Congeners	PCB-167	ng/kg_{lipid}	4	4	67%	17206	100526	39942	49400	39400
PCB Congeners	PCB-17	ng/kg_{lipid}	6	6	100%	532	3085	2083	1890	998
PCB Congeners	PCB-170	ng/kg_{lipid}	6	6	100%	56373	696429	199547	254000	237000
PCB Congeners	PCB-171/173	ng/kg_{lipid}	6	6	100%	25049	256429	71603	93100	85900
PCB Congeners	PCB-172	ng/kg_{lipid}	6	6	100%	12794	136429	42406	51100	45600
PCB Congeners	PCB-174	ng/kg_{lipid}	6	6	100%	5330	58737	41255	37300	22600
PCB Congeners	PCB-175	ng/kg_{lipid}	4	4	67%	9847	29643	14395	17100	9200
PCB Congeners	PCB-176	ng/kg_{lipid}	6	6	100%	341	2274	1139	1280	665
PCB Congeners	PCB-177	ng/kg_{lipid}	6	6	100%	16591	217143	98720	113000	77500
PCB Congeners	PCB-178	ng/kg_{lipid}	4	4	67%	34545	133684	56039	70100	45600
PCB Congeners	PCB-179	ng/kg_{lipid}	6	6	100%	2875	34105	15047	16000	10300
PCB Congeners	PCB-18/30	ng/kg_{lipid}	6	6	100%	1420	10864	6534	5900	3530
PCB Congeners	PCB-180/193	ng/kg_{lipid}	6	6	100%	206863	2542857	701427	914000	864000
PCB Congeners	PCB-181	ng/kg_{lipid}	6	6	100%	765	11643	3038	3970	4010
PCB Congeners	PCB-182	ng/kg_{lipid}	4	4	67%	784	2842	1328	1570	954
PCB Congeners	PCB-183/185	ng/kg_{lipid}	6	5	83%	84314	778571	200000	305000	290000
PCB Congeners	PCB-184	ng/kg_{lipid}	6	6	100%	811	3186	1062	1650	1100
PCB Congeners	PCB-187	ng/kg_{lipid}	4	4	67%	444737	1314286	707877	794000	420000

Table 3-42
Statistical Summary of Detected Analytes by Zone - American Eel (Fillet) - Lipid Normalized

Parameter Group	Analyte	Units	Number of Valid Results[1]	Number of Detects	Detection Frequency	Minimum Detect	Maximum Detect	Median Value	Mean of Detects	Standard Deviation
PCB Congeners	PCB-188	ng/kg_{lipid}	6	6	100%	1059	4386	1483	2170	1390
PCB Congeners	PCB-189	ng/kg_{lipid}	6	6	100%	3127	31786	8934	12000	10800
PCB Congeners	PCB-19	ng/kg_{lipid}	6	6	100%	352	3507	2138	1970	1180
PCB Congeners	PCB-190	ng/kg_{lipid}	6	6	100%	15980	170714	50274	63800	57500
PCB Congeners	PCB-191	ng/kg_{lipid}	6	6	100%	3235	41643	11787	15200	14200
PCB Congeners	PCB-192	ng/kg_{lipid}	6	1	17%	45.5	45.5	NA	NA	NA
PCB Congeners	PCB-194	ng/kg_{lipid}	6	6	100%	33068	270000	88923	114000	91100
PCB Congeners	PCB-195	ng/kg_{lipid}	6	6	100%	9352	95000	30912	37500	31900
PCB Congeners	PCB-196	ng/kg_{lipid}	6	6	100%	21912	196429	62446	79200	65100
PCB Congeners	PCB-197/200	ng/kg_{lipid}	6	6	100%	3125	18714	6783	8750	6170
PCB Congeners	PCB-198/199	ng/kg_{lipid}	6	6	100%	59091	412143	145370	185000	138000
PCB Congeners	PCB-2	ng/kg_{lipid}	6	2	33%	31.6	126	79.0	79	67.1
PCB Congeners	PCB-20/28	ng/kg_{lipid}	6	6	100%	55882	1021429	221974	313000	358000
PCB Congeners	PCB-201	ng/kg_{lipid}	6	6	100%	7386	46214	16454	22000	15400
PCB Congeners	PCB-202	ng/kg_{lipid}	6	6	100%	24432	137895	50709	72100	50600
PCB Congeners	PCB-203	ng/kg_{lipid}	6	6	100%	43295	299286	104380	135000	101000
PCB Congeners	PCB-204	ng/kg_{lipid}	6	3	50%	77.5	511	200	263	224
PCB Congeners	PCB-205	ng/kg_{lipid}	6	6	100%	1375	8929	3743	4680	3250
PCB Congeners	PCB-206	ng/kg_{lipid}	6	6	100%	33636	192143	66363	92800	66000
PCB Congeners	PCB-207	ng/kg_{lipid}	6	6	100%	3716	23429	7582	10200	7770
PCB Congeners	PCB-208	ng/kg_{lipid}	6	6	100%	14773	78571	27451	38800	27200
PCB Congeners	PCB-209	ng/kg_{lipid}	6	6	100%	19545	101429	33762	48700	34200
PCB Congeners	PCB-21/33	ng/kg_{lipid}	6	4	67%	251	1746	772	885	733
PCB Congeners	PCB-22	ng/kg_{lipid}	6	6	100%	891	14429	10853	8590	5570
PCB Congeners	PCB-24	ng/kg_{lipid}	6	2	33%	131	155	143	143	17.3
PCB Congeners	PCB-25	ng/kg_{lipid}	6	6	100%	324	1900	1516	1290	680
PCB Congeners	PCB-26/29	ng/kg_{lipid}	6	6	100%	2523	45357	16079	18600	15200
PCB Congeners	PCB-27	ng/kg_{lipid}	6	6	100%	220	1100	879	756	381
PCB Congeners	PCB-31	ng/kg_{lipid}	6	6	100%	18864	127857	47316	54600	40900
PCB Congeners	PCB-32	ng/kg_{lipid}	6	6	100%	941	10429	6395	5750	3660
PCB Congeners	PCB-34	ng/kg_{lipid}	6	4	67%	100	410	319	287	146
PCB Congeners	PCB-36	ng/kg_{lipid}	6	2	33%	350	775	562	562	300
PCB Congeners	PCB-37	ng/kg_{lipid}	6	6	100%	1001	5186	3004	3000	1820
PCB Congeners	PCB-38	ng/kg_{lipid}	6	6	100%	140	1271	456	517	425
PCB Congeners	PCB-39	ng/kg_{lipid}	6	1	17%	29.0	29.0	NA	NA	NA
PCB Congeners	PCB-4	ng/kg_{lipid}	6	6	100%	409	4421	1992	2130	1500
PCB Congeners	PCB-40/71	ng/kg_{lipid}	6	6	100%	1614	30429	19066	17300	10900
PCB Congeners	PCB-42	ng/kg_{lipid}	6	6	100%	8886	91429	65368	55100	30500
PCB Congeners	PCB-43	ng/kg_{lipid}	6	3	50%	269	1268	1053	863	525
PCB Congeners	PCB-44/47/65	ng/kg_{lipid}	6	6	100%	182955	1678571	568421	679000	547000
PCB Congeners	PCB-45	ng/kg_{lipid}	6	6	100%	278	7356	3547	3500	2650
PCB Congeners	PCB-46	ng/kg_{lipid}	6	6	100%	112	1215	874	733	436
PCB Congeners	PCB-48	ng/kg_{lipid}	6	6	100%	300	1463	1089	922	454
PCB Congeners	PCB-49/69	ng/kg_{lipid}	6	6	100%	16136	120714	94864	77900	41200
PCB Congeners	PCB-50/53	ng/kg_{lipid}	6	6	100%	1261	8508	5281	4650	2700
PCB Congeners	PCB-51	ng/kg_{lipid}	6	6	100%	385	3200	2195	1950	1110
PCB Congeners	PCB-52	ng/kg_{lipid}	6	6	100%	88523	928571	445526	504000	358000
PCB Congeners	PCB-54	ng/kg_{lipid}	6	4	67%	86	276	190	185	77.8
PCB Congeners	PCB-55	ng/kg_{lipid}	6	2	33%	847	1154	1001	1000	217
PCB Congeners	PCB-56	ng/kg_{lipid}	6	6	100%	575	3186	2187	1860	1010
PCB Congeners	PCB-57	ng/kg_{lipid}	6	3	50%	275	1951	731	985	867
PCB Congeners	PCB-58	ng/kg_{lipid}	6	6	100%	158	7643	1850	2590	2600
PCB Congeners	PCB-6	ng/kg_{lipid}	6	4	67%	68.6	475	205	238	188
PCB Congeners	PCB-60	ng/kg_{lipid}	6	6	100%	23235	291429	75974	104000	99100
PCB Congeners	PCB-61/70/74/76	ng/kg_{lipid}	6	6	100%	107843	1257143	320526	429000	426000
PCB Congeners	PCB-62/75	ng/kg_{lipid}	6	6	100%	16364	131429	50605	59100	43500
PCB Congeners	PCB-63	ng/kg_{lipid}	6	6	100%	4136	26786	13493	14300	8510

Table 3-42
Statistical Summary of Detected Analytes by Zone - American Eel (Fillet) - Lipid Normalized

Parameter Group	Analyte	Units	Number of Valid Results[1]	Number of Detects	Detection Frequency	Minimum Detect	Maximum Detect	Median Value	Mean of Detects	Standard Deviation
PCB Congeners	PCB-64	ng/kg_{lipid}	6	6	100%	65227	456429	230658	240000	144000
PCB Congeners	PCB-66	ng/kg_{lipid}	6	6	100%	166667	2314286	535789	752000	800000
PCB Congeners	PCB-67	ng/kg_{lipid}	6	6	100%	441	2500	811	1080	791
PCB Congeners	PCB-68	ng/kg_{lipid}	6	5	83%	1182	4253	1966	2270	1180
PCB Congeners	PCB-7	ng/kg_{lipid}	6	2	33%	139	718	429	429	409
PCB Congeners	PCB-72	ng/kg_{lipid}	6	5	83%	1807	6400	3627	3630	1750
PCB Congeners	PCB-73	ng/kg_{lipid}	6	2	33%	294	422	358	358	90.4
PCB Congeners	PCB-77	ng/kg_{lipid}	6	6	100%	460	2907	1592	1620	1110
PCB Congeners	PCB-78	ng/kg_{lipid}	6	1	17%	1898	1898	NA	NA	NA
PCB Congeners	PCB-79	ng/kg_{lipid}	6	5	83%	419	2764	1712	1630	976
PCB Congeners	PCB-8	ng/kg_{lipid}	4	2	33%	219	1093	656	656	618
PCB Congeners	PCB-81	ng/kg_{lipid}	6	1	17%	588	588	NA	NA	NA
PCB Congeners	PCB-82	ng/kg_{lipid}	6	6	100%	940	23579	20411	16600	8900
PCB Congeners	PCB-83	ng/kg_{lipid}	6	3	50%	16667	33684	22373	24200	8660
PCB Congeners	PCB-84	ng/kg_{lipid}	6	6	100%	2420	68643	39158	36000	23600
PCB Congeners	PCB-85/116/117	ng/kg_{lipid}	6	6	100%	77614	670714	241316	274000	220000
PCB Congeners	PCB-86/87/97/109/119/125	ng/kg_{lipid}	6	6	100%	31250	261429	170883	154000	81800
PCB Congeners	PCB-89	ng/kg_{lipid}	6	2	33%	112	239	176	176	89.7
PCB Congeners	PCB-9	ng/kg_{lipid}	6	3	50%	20.8	84.2	36.3	47.1	33.1
PCB Congeners	PCB-90/101/113	ng/kg_{lipid}	6	6	100%	74318	349474	286297	246000	105000
PCB Congeners	PCB-91	ng/kg_{lipid}	4	4	67%	33421	50421	40960	41400	7060
PCB Congeners	PCB-92	ng/kg_{lipid}	6	6	100%	23864	162105	84719	96500	51200
PCB Congeners	PCB-93/100	ng/kg_{lipid}	6	6	100%	12159	54071	19723	26200	16300
PCB Congeners	PCB-94	ng/kg_{lipid}	6	5	83%	142	425	207	279	131
PCB Congeners	PCB-95	ng/kg_{lipid}	6	6	100%	13295	221429	108008	104000	72300
PCB Congeners	PCB-96	ng/kg_{lipid}	6	4	67%	111	488	256	278	160
PCB Congeners	PCB-98/102	ng/kg_{lipid}	6	3	50%	676	13068	1008	4920	7060
PCB Congeners	PCB-99	ng/kg_{lipid}	6	6	100%	315909	2707143	861842	1030000	883000
PCB Congeners	Total PCB Congeners (209)	ng/kg_{lipid}	6	6	100%	4390000	49500000	15650000	18600000	16500000
Pesticides	2,4'-DDD	pg/g_{lipid}	6	6	100%	16127	563571	45264	131000	214000
Pesticides	2,4'-DDE	pg/g_{lipid}	6	6	100%	6261	168571	30527	48400	60300
Pesticides	2,4'-DDT	pg/g_{lipid}	6	6	100%	3275	47500	10741	14800	16600
Pesticides	4,4'-DDD	pg/g_{lipid}	6	6	100%	1058824	20714286	3265388	5920000	7420000
Pesticides	4,4'-DDE	pg/g_{lipid}	6	6	100%	1725490	48500000	7562444	13000000	17700000
Pesticides	4,4'-DDT	pg/g_{lipid}	6	6	100%	32402	885714	169692	306000	313000
Pesticides	Aldrin	pg/g_{lipid}	6	6	100%	163	1921	417	649	649
Pesticides	Alpha BHC	pg/g_{lipid}	5	5	83%	1034	6450	1120	2300	2340
Pesticides	Beta BHC	pg/g_{lipid}	6	6	100%	721	8643	1190	2490	3070
Pesticides	cis-Chlordane	pg/g_{lipid}	6	6	100%	90341	660714	113651	215000	223000
Pesticides	cis-Nonachlor	pg/g_{lipid}	6	6	100%	67157	864286	108740	251000	311000
Pesticides	Delta BHC	pg/g_{lipid}	6	1	17%	28.6	28.6	NA	NA	NA
Pesticides	Dieldrin	pg/g_{lipid}	6	6	100%	106373	1021429	175549	315000	353000
Pesticides	Endrin	pg/g_{lipid}	6	1	17%	269	269	NA	NA	NA
Pesticides	Gamma BHC (Lindane)	pg/g_{lipid}	6	6	100%	345	3721	755	1190	1280
Pesticides	Heptachlor	pg/g_{lipid}	6	1	17%	52.0	52.0	NA	NA	NA
Pesticides	Heptachlor epoxide	pg/g_{lipid}	6	6	100%	22647	242857	39935	70700	85100
Pesticides	Hexachlorobenzene	pg/g_{lipid}	6	6	100%	19706	470714	69138	124000	172000
Pesticides	Methoxychlor	pg/g_{lipid}	5	1	17%	787	787	NA	NA	NA
Pesticides	Mirex	pg/g_{lipid}	5	5	83%	2375	27571	4288	9090	10600
Pesticides	Oxychlordane	pg/g_{lipid}	6	6	100%	51961	1250000	193151	351000	447000
Pesticides	Total Alpha + Gamma Chlordane	pg/g_{lipid}	6	6	100%	116000	837000	151000	272000	281000
Pesticides	Total DDT (2,4 & 4,4)	pg/g_{lipid}	6	6	100%	2850000	70900000	11715000	19500000	25700000
Pesticides	Total DDT (2,4)	pg/g_{lipid}	6	6	100%	27500	780000	86700	194000	291000
Pesticides	Total DDT (4,4)	pg/g_{lipid}	6	6	100%	2820000	70100000	11630000	19300000	25400000
Pesticides	Trans-chlordane	pg/g_{lipid}	6	6	100%	22451	176429	36646	56900	59200
Pesticides	Trans-nonachlor	pg/g_{lipid}	6	6	100%	169318	1785714	267652	549000	629000
Semivolatiles	Acenaphthene	ug/kg_{lipid}	6	3	50%	98.0	421	300	273	163

Table 3-42
Statistical Summary of Detected Analytes by Zone - American Eel (Fillet) - Lipid Normalized

Parameter Group	Analyte	Units	Number of Valid Results[1]	Number of Detects	Detection Frequency	Minimum Detect	Maximum Detect	Median Value	Mean of Detects	Standard Deviation
Semivolatiles	Benzoic acid	ug/kg_{lipid}	6	1	17%	98305	98305	NA	NA	NA
Semivolatiles	Fluoranthene	ug/kg_{lipid}	6	1	17%	30.9	30.9	NA	NA	NA
Semivolatiles	Fluorene	ug/kg_{lipid}	6	1	17%	71.1	71.1	NA	NA	NA
Semivolatiles	Phenol	ug/kg_{lipid}	6	1	17%	20339	20339	NA	NA	NA
Semivolatiles	Total HMW PAHs	ug/kg_{lipid}	6	1	17%	30.9	30.9	NA	NA	NA
Semivolatiles	Total LMW PAHs	ug/kg_{lipid}	6	3	50%	98.0	492	300	297	197
Semivolatiles	Total PAHs	ug/kg_{lipid}	6	3	50%	129	492	300	307	182

Footnotes:
[1]Valid results are results that were found to be valid as a result of data validation. Only valid data are used in statistical analyses. Additional details regarding rejected data are provided in Appendix E of this report.

Notes:
1. Only detected values were included in the calculation of totals.
2. Non-detect ("U" qualified) data were excluded from the statistical analysis.

DDD = dichlorodiphenyldichloroethane
DDE = dichlorodiphenyldichloroethylene
DDT = dichlorodiphenyltrichloroethane
HMW = high molecular weight
LMW = low molecular weight
PAH = polycyclic aromatic hydrocarbon
PCB = polychlorinated biphenyl
NA = not applicable

% = percent
mg/kg = milligrams per kilogram
ng/g = nanograms per gram
ng/kg = nanograms per kilogram
pg/g = picograms per gram
ug/kg = micrograms per kilogram

Table 3-43
Statistical Summary of Detected Analytes - Bluefish (Fillet) - Lipid Normalized

Parameter Group	Analyte	Units	Number of Valid Results[1]	Number of Detects	Detection Frequency	Minimum Detect	Maximum Detect	Median Value	Mean of Detects	Standard Deviation
Aroclor PCBs	Aroclor 1248	ug/kg_{lipid}	18	6	33%	2667	11017	3768	5160	3260
Aroclor PCBs	Aroclor 1254	ug/kg_{lipid}	18	10	56%	2051	140000	5159	19900	42400
Aroclor PCBs	Aroclor 1260	ug/kg_{lipid}	18	14	78%	340	8621	2533	3270	2600
Aroclor PCBs	Aroclor 1268	ug/kg_{lipid}	18	2	11%	1455	5254	3354	3350	2690
Aroclor PCBs	Total Aroclor PCBs (Sum Of 7 Aroclors)	ug/kg_{lipid}	18	18	100%	340	140000	4145	15300	32300
Aroclor PCBs	Total Aroclor PCBs (Sum Of 9 Aroclors)	ug/kg_{lipid}	18	18	100%	340	140000	4145	15700	32500
Dioxins/Furans	1,2,3,4,6,7,8-HpCDD	ng/kg_{lipid}	18	18	100%	1.08	80.4	12.0	17.1	19.2
Dioxins/Furans	1,2,3,4,6,7,8-HpCDF	ng/kg_{lipid}	18	18	100%	4.38	584	48.9	92.7	134
Dioxins/Furans	1,2,3,4,7,8,9-HpCDF	ng/kg_{lipid}	18	7	39%	6.88	74.7	10.3	19.2	24.6
Dioxins/Furans	1,2,3,4,7,8-HxCDD	ng/kg_{lipid}	18	13	72%	0.61	46.4	5.89	9.6	12.1
Dioxins/Furans	1,2,3,4,7,8-HxCDF	ng/kg_{lipid}	18	14	78%	0.62	25.9	7.48	8.71	6.29
Dioxins/Furans	1,2,3,6,7,8-HxCDD	ng/kg_{lipid}	18	18	100%	1.17	73.8	15.7	19.7	16.9
Dioxins/Furans	1,2,3,6,7,8-HxCDF	ng/kg_{lipid}	18	18	100%	0.65	67.5	14.5	22.8	19.2
Dioxins/Furans	1,2,3,7,8,9-HxCDD	ng/kg_{lipid}	18	12	67%	0.91	14.4	6.55	6.66	3.61
Dioxins/Furans	1,2,3,7,8,9-HxCDF	ng/kg_{lipid}	18	16	89%	0.73	22.4	6.98	9.36	6.63
Dioxins/Furans	1,2,3,7,8-PCDD	ng/kg_{lipid}	18	12	67%	2.74	117	25.1	34.9	30.1
Dioxins/Furans	1,2,3,7,8-PCDF	ng/kg_{lipid}	18	18	100%	6.17	219	42.2	60.6	50.6
Dioxins/Furans	2,3,4,6,7,8-HxCDF	ng/kg_{lipid}	18	11	61%	0.48	15.2	4.01	5.9	4.79
Dioxins/Furans	2,3,4,7,8-PCDF	ng/kg_{lipid}	18	18	100%	4.95	506	61.7	92.7	113
Dioxins/Furans	2,3,7,8-TCDD	ng/kg_{lipid}	18	18	100%	6.16	651	79.4	121	152
Dioxins/Furans	2,3,7,8-TCDF	ng/kg_{lipid}	18	14	78%	2.89	50.2	24.6	26.5	11.5
Dioxins/Furans	OCDD	ng/kg_{lipid}	18	18	100%	1.45	178	22.4	36.4	42.2
Dioxins/Furans	OCDF	ng/kg_{lipid}	18	16	89%	0.71	61.7	10.4	19.3	18.9
PCB Congeners	PCB-1	ng/kg_{lipid}	18	18	100%	239	11000	2311	2640	2270
PCB Congeners	PCB-10	ng/kg_{lipid}	18	18	100%	287	10200	3633	3540	2040
PCB Congeners	PCB-103	ng/kg_{lipid}	18	18	100%	805	157000	9013	18700	35300
PCB Congeners	PCB-104	ng/kg_{lipid}	18	16	89%	43.1	2570	592	872	702
PCB Congeners	PCB-105	ng/kg_{lipid}	18	18	100%	9370	2150000	91821	210000	486000
PCB Congeners	PCB-107	ng/kg_{lipid}	18	18	100%	5870	869000	50702	94600	194000
PCB Congeners	PCB-108/124	ng/kg_{lipid}	18	18	100%	969	93200	8670	13800	20300
PCB Congeners	PCB-11	ng/kg_{lipid}	18	4	22%	1150	2108	1771	1700	400
PCB Congeners	PCB-110/115	ng/kg_{lipid}	17	16	89%	26000	7310000	274458	756000	1760000
PCB Congeners	PCB-111	ng/kg_{lipid}	18	18	100%	239	39600	2349	4320	8870
PCB Congeners	PCB-114	ng/kg_{lipid}	18	18	100%	506	140000	5755	13200	31800
PCB Congeners	PCB-118	ng/kg_{lipid}	18	18	100%	39000	9090000	379107	881000	2060000
PCB Congeners	PCB-12/13	ng/kg_{lipid}	18	12	67%	46.4	521	309	301	125
PCB Congeners	PCB-120	ng/kg_{lipid}	18	18	100%	967	174000	9796	18500	39100
PCB Congeners	PCB-121	ng/kg_{lipid}	18	17	94%	55.0	11900	646	1350	2750
PCB Congeners	PCB-122	ng/kg_{lipid}	18	16	89%	164	12400	1506	2360	2880
PCB Congeners	PCB-123	ng/kg_{lipid}	18	18	100%	488	107000	5920	11500	24000
PCB Congeners	PCB-126	ng/kg_{lipid}	18	10	56%	672	5019	1536	1990	1480
PCB Congeners	PCB-127	ng/kg_{lipid}	18	16	89%	68.5	8510	531	1080	2010
PCB Congeners	PCB-128/166	ng/kg_{lipid}	18	18	100%	7280	1630000	70838	162000	368000
PCB Congeners	PCB-129/138/163	ng/kg_{lipid}	18	18	100%	78500	16900000	721471	1660000	3820000
PCB Congeners	PCB-130	ng/kg_{lipid}	18	18	100%	4390	897000	38101	88500	203000
PCB Congeners	PCB-131	ng/kg_{lipid}	18	18	100%	286	70300	2942	6930	15900
PCB Congeners	PCB-132	ng/kg_{lipid}	18	18	100%	8220	1850000	78003	183000	419000
PCB Congeners	PCB-133	ng/kg_{lipid}	18	18	100%	2980	439000	27277	50300	97800
PCB Congeners	PCB-134	ng/kg_{lipid}	18	18	100%	2000	474000	18681	45600	107000
PCB Congeners	PCB-135/151	ng/kg_{lipid}	18	18	100%	15200	3270000	165204	348000	736000
PCB Congeners	PCB-136	ng/kg_{lipid}	18	18	100%	2420	569000	29103	62400	128000
PCB Congeners	PCB-137	ng/kg_{lipid}	18	18	100%	1650	488000	18722	45900	111000
PCB Congeners	PCB-139/140	ng/kg_{lipid}	18	18	100%	1040	216000	10364	22500	48700
PCB Congeners	PCB-141	ng/kg_{lipid}	18	18	100%	4420	1010000	47286	105000	228000
PCB Congeners	PCB-144	ng/kg_{lipid}	18	18	100%	1290	282000	14843	30600	63400

Table 3-43
Statistical Summary of Detected Analytes - Bluefish (Fillet) - Lipid Normalized

Parameter Group	Analyte	Units	Number of Valid Results[1]	Number of Detects	Detection Frequency	Minimum Detect	Maximum Detect	Median Value	Mean of Detects	Standard Deviation
PCB Congeners	PCB-145	ng/kg_{lipid}	18	2	11%	88.8	166	127	127	54.4
PCB Congeners	PCB-146	ng/kg_{lipid}	17	17	94%	21900	3770000	207750	417000	871000
PCB Congeners	PCB-147/149	ng/kg_{lipid}	18	18	100%	36900	7390000	343571	772000	1670000
PCB Congeners	PCB-148	ng/kg_{lipid}	18	18	100%	863	109000	8242	14500	24000
PCB Congeners	PCB-15	ng/kg_{lipid}	18	11	61%	67.5	6320	927	1420	1680
PCB Congeners	PCB-150	ng/kg_{lipid}	18	18	100%	366	56000	4055	7780	12600
PCB Congeners	PCB-152	ng/kg_{lipid}	18	15	83%	27.3	3590	314	579	854
PCB Congeners	PCB-153/168	ng/kg_{lipid}	18	18	100%	102000	19900000	945567	2010000	4490000
PCB Congeners	PCB-154	ng/kg_{lipid}	18	18	100%	4030	586000	45604	78200	130000
PCB Congeners	PCB-155	ng/kg_{lipid}	18	18	100%	688	75800	6963	11400	16700
PCB Congeners	PCB-156/157	ng/kg_{lipid}	18	18	100%	4430	1010000	42147	100000	228000
PCB Congeners	PCB-158	ng/kg_{lipid}	18	18	100%	3470	871000	34986	84400	197000
PCB Congeners	PCB-159	ng/kg_{lipid}	18	7	39%	24.6	2340	214	476	826
PCB Congeners	PCB-16	ng/kg_{lipid}	18	18	100%	1600	61100	20728	22500	14100
PCB Congeners	PCB-162	ng/kg_{lipid}	18	17	94%	868	116000	6886	13400	26600
PCB Congeners	PCB-164	ng/kg_{lipid}	18	18	100%	2030	443000	19748	45600	100000
PCB Congeners	PCB-165	ng/kg_{lipid}	17	17	94%	364	44100	3064	5450	10100
PCB Congeners	PCB-167	ng/kg_{lipid}	16	16	89%	2300	461000	20340	49600	110000
PCB Congeners	PCB-169	ng/kg_{lipid}	18	4	22%	71.7	215	159	151	61.6
PCB Congeners	PCB-17	ng/kg_{lipid}	18	18	100%	2120	107000	33975	36500	23500
PCB Congeners	PCB-170	ng/kg_{lipid}	18	18	100%	9280	2040000	91462	216000	460000
PCB Congeners	PCB-171/173	ng/kg_{lipid}	17	17	94%	3830	736000	36000	81800	170000
PCB Congeners	PCB-172	ng/kg_{lipid}	18	18	100%	2710	490000	26423	56200	110000
PCB Congeners	PCB-174	ng/kg_{lipid}	17	17	94%	6120	1210000	55643	134000	281000
PCB Congeners	PCB-175	ng/kg_{lipid}	17	17	94%	1040	183000	11462	21500	42000
PCB Congeners	PCB-176	ng/kg_{lipid}	18	18	100%	1120	226000	11054	24600	51000
PCB Congeners	PCB-177	ng/kg_{lipid}	17	17	94%	11100	1890000	87750	205000	438000
PCB Congeners	PCB-178	ng/kg_{lipid}	17	17	94%	8930	1410000	96923	171000	322000
PCB Congeners	PCB-179	ng/kg_{lipid}	18	18	100%	4840	926000	46564	103000	208000
PCB Congeners	PCB-18/30	ng/kg_{lipid}	18	18	100%	5280	185000	58349	72900	47700
PCB Congeners	PCB-180/193	ng/kg_{lipid}	18	18	100%	30100	6580000	285810	683000	1490000
PCB Congeners	PCB-181	ng/kg_{lipid}	17	17	94%	99.8	20400	1031	2430	4720
PCB Congeners	PCB-182	ng/kg_{lipid}	17	17	94%	373	47800	4077	6640	10800
PCB Congeners	PCB-183/185	ng/kg_{lipid}	17	17	94%	13500	2420000	142353	281000	557000
PCB Congeners	PCB-184	ng/kg_{lipid}	18	18	100%	259	22500	2779	4000	4940
PCB Congeners	PCB-187	ng/kg_{lipid}	17	17	94%	50200	8120000	516327	970000	1860000
PCB Congeners	PCB-188	ng/kg_{lipid}	18	18	100%	1570	106000	14609	21600	23300
PCB Congeners	PCB-189	ng/kg_{lipid}	18	18	100%	472	83800	4677	9440	18800
PCB Congeners	PCB-19	ng/kg_{lipid}	18	18	100%	1600	76200	22072	23500	15500
PCB Congeners	PCB-190	ng/kg_{lipid}	18	18	100%	1810	415000	18946	44700	93800
PCB Congeners	PCB-191	ng/kg_{lipid}	18	18	100%	428	94500	4121	9750	21300
PCB Congeners	PCB-194	ng/kg_{lipid}	18	18	100%	6690	1150000	78513	146000	256000
PCB Congeners	PCB-195	ng/kg_{lipid}	18	18	100%	1720	337000	17471	39100	76200
PCB Congeners	PCB-196	ng/kg_{lipid}	18	18	100%	5070	807000	63412	109000	178000
PCB Congeners	PCB-197/200	ng/kg_{lipid}	18	17	94%	9167	188000	18769	29700	42600
PCB Congeners	PCB-198/199	ng/kg_{lipid}	18	18	100%	16200	2440000	229762	355000	538000
PCB Congeners	PCB-2	ng/kg_{lipid}	18	11	61%	7.19	180	74.5	94.5	48.6
PCB Congeners	PCB-20/28	ng/kg_{lipid}	18	18	100%	10700	508000	107778	150000	123000
PCB Congeners	PCB-201	ng/kg_{lipid}	18	18	100%	3910	410000	44303	66200	89400
PCB Congeners	PCB-202	ng/kg_{lipid}	18	18	100%	12700	1580000	142904	226000	346000
PCB Congeners	PCB-203	ng/kg_{lipid}	18	18	100%	7170	1330000	109038	184000	295000
PCB Congeners	PCB-204	ng/kg_{lipid}	18	17	94%	63.7	4140	675	992	1110
PCB Congeners	PCB-205	ng/kg_{lipid}	18	18	100%	314	53300	3036	6460	12000
PCB Congeners	PCB-206	ng/kg_{lipid}	18	18	100%	16300	1380000	219199	355000	388000
PCB Congeners	PCB-207	ng/kg_{lipid}	18	18	100%	2330	161695	27699	41400	45000

Table 3-43
Statistical Summary of Detected Analytes - Bluefish (Fillet) - Lipid Normalized

Parameter Group	Analyte	Units	Number of Valid Results[1]	Number of Detects	Detection Frequency	Minimum Detect	Maximum Detect	Median Value	Mean of Detects	Standard Deviation
PCB Congeners	PCB-208	ng/kg_{lipid}	18	18	100%	10800	789000	118830	188000	217000
PCB Congeners	PCB-209	ng/kg_{lipid}	16	16	89%	11000	1830508	103484	259000	445000
PCB Congeners	PCB-21/33	ng/kg_{lipid}	18	18	100%	1450	52700	14384	19100	13300
PCB Congeners	PCB-22	ng/kg_{lipid}	18	18	100%	2010	75700	19220	26100	19200
PCB Congeners	PCB-23	ng/kg_{lipid}	18	10	56%	7.05	219	104	105	59.8
PCB Congeners	PCB-24	ng/kg_{lipid}	18	3	17%	92.2	499	425	339	217
PCB Congeners	PCB-25	ng/kg_{lipid}	18	18	100%	1570	40000	8801	14500	12200
PCB Congeners	PCB-26/29	ng/kg_{lipid}	18	18	100%	2870	87300	23500	32100	23100
PCB Congeners	PCB-27	ng/kg_{lipid}	18	18	100%	856	31800	11473	12800	7410
PCB Congeners	PCB-3	ng/kg_{lipid}	18	10	56%	19.4	1280	145	267	366
PCB Congeners	PCB-31	ng/kg_{lipid}	18	18	100%	6230	179661	49946	74100	54000
PCB Congeners	PCB-32	ng/kg_{lipid}	18	18	100%	2510	120000	35054	40700	27400
PCB Congeners	PCB-34	ng/kg_{lipid}	18	18	100%	98.6	3458	942	1290	949
PCB Congeners	PCB-36	ng/kg_{lipid}	18	2	11%	3425	4828	4126	4130	992
PCB Congeners	PCB-37	ng/kg_{lipid}	18	18	100%	431	17200	2426	3100	3620
PCB Congeners	PCB-38	ng/kg_{lipid}	18	14	78%	63.8	2290	212.6	381	564
PCB Congeners	PCB-39	ng/kg_{lipid}	18	17	94%	77.8	1232	403	495	311
PCB Congeners	PCB-4	ng/kg_{lipid}	18	18	100%	2490	125000	33066	36400	25400
PCB Congeners	PCB-40/71	ng/kg_{lipid}	18	18	100%	5640	280000	64885	89400	72100
PCB Congeners	PCB-41	ng/kg_{lipid}	18	18	100%	278	12571	3401	4450	3320
PCB Congeners	PCB-42	ng/kg_{lipid}	18	18	100%	4800	549000	53466	87900	122000
PCB Congeners	PCB-43	ng/kg_{lipid}	18	18	100%	524	36300	6738	8750	8170
PCB Congeners	PCB-44/47/65	ng/kg_{lipid}	18	18	100%	18000	2640000	210548	379000	587000
PCB Congeners	PCB-45	ng/kg_{lipid}	13	13	72%	1480	41525	15429	17100	12100
PCB Congeners	PCB-46	ng/kg_{lipid}	18	18	100%	544	21000	7242	7850	5020
PCB Congeners	PCB-48	ng/kg_{lipid}	18	18	100%	1450	63898	16246	22800	17400
PCB Congeners	PCB-49/69	ng/kg_{lipid}	18	18	100%	14700	1830000	160086	289000	408000
PCB Congeners	PCB-5	ng/kg_{lipid}	18	14	78%	20.8	837	203	231	194
PCB Congeners	PCB-50/53	ng/kg_{lipid}	18	18	100%	2440	88500	28240	36200	25100
PCB Congeners	PCB-51	ng/kg_{lipid}	18	18	100%	1090	54100	16598	20500	15200
PCB Congeners	PCB-52	ng/kg_{lipid}	18	18	100%	22000	3290000	247179	450000	732000
PCB Congeners	PCB-54	ng/kg_{lipid}	18	17	94%	153	4857	2162	2370	1320
PCB Congeners	PCB-55	ng/kg_{lipid}	18	5	28%	101	1663	728	783	566
PCB Congeners	PCB-56	ng/kg_{lipid}	18	18	100%	4470	139000	30730	46200	36300
PCB Congeners	PCB-57	ng/kg_{lipid}	18	18	100%	154	10069	1154	2660	3120
PCB Congeners	PCB-58	ng/kg_{lipid}	18	18	100%	182	17200	1272	2260	3800
PCB Congeners	PCB-6	ng/kg_{lipid}	18	18	100%	394	12400	3628	4670	3280
PCB Congeners	PCB-60	ng/kg_{lipid}	18	18	100%	1940	296000	20116	37400	65800
PCB Congeners	PCB-61/70/74/76	ng/kg_{lipid}	18	18	100%	23300	2050000	198561	345000	453000
PCB Congeners	PCB-62/75	ng/kg_{lipid}	18	18	100%	1520	257000	18297	34100	57200
PCB Congeners	PCB-63	ng/kg_{lipid}	18	18	100%	1010	153000	9357	18300	34100
PCB Congeners	PCB-64	ng/kg_{lipid}	18	18	100%	6220	1150000	70841	144000	258000
PCB Congeners	PCB-66	ng/kg_{lipid}	18	18	100%	16400	2420000	145596	300000	539000
PCB Congeners	PCB-67	ng/kg_{lipid}	18	18	100%	501	23300	3816	5640	5330
PCB Congeners	PCB-68	ng/kg_{lipid}	18	18	100%	520	59300	4499	7740	13100
PCB Congeners	PCB-7	ng/kg_{lipid}	18	17	94%	49.0	2380	588	740	537
PCB Congeners	PCB-72	ng/kg_{lipid}	18	18	100%	688	83200	6047	10600	18400
PCB Congeners	PCB-73	ng/kg_{lipid}	18	13	72%	80.5	6644	986	1510	1760
PCB Congeners	PCB-77	ng/kg_{lipid}	18	18	100%	832	26000	5514	7160	5500
PCB Congeners	PCB-78	ng/kg_{lipid}	18	1	6%	1700	1700	NA	NA	NA
PCB Congeners	PCB-79	ng/kg_{lipid}	18	18	100%	481	41200	2366	4710	9180
PCB Congeners	PCB-8	ng/kg_{lipid}	18	18	100%	987	46400	11702	12700	9660
PCB Congeners	PCB-80	ng/kg_{lipid}	18	3	17%	48.3	118	95.6	87.1	35.3
PCB Congeners	PCB-81	ng/kg_{lipid}	13	6	33%	34.0	663	277	333	226
PCB Congeners	PCB-82	ng/kg_{lipid}	18	18	100%	1770	448000	18740	45200	101000

Table 3-43
Statistical Summary of Detected Analytes - Bluefish (Fillet) - Lipid Normalized

Parameter Group	Analyte	Units	Number of Valid Results[1]	Number of Detects	Detection Frequency	Minimum Detect	Maximum Detect	Median Value	Mean of Detects	Standard Deviation
PCB Congeners	PCB-83	ng/kg_{lipid}	18	18	100%	1330	351000	13857	33800	79700
PCB Congeners	PCB-84	ng/kg_{lipid}	18	18	100%	3220	614000	38968	74400	137000
PCB Congeners	PCB-85/116/117	ng/kg_{lipid}	18	18	100%	5770	1670000	66743	158000	379000
PCB Congeners	PCB-86/87/97/109/119/125	ng/kg_{lipid}	18	18	100%	15100	3750000	168783	384000	846000
PCB Congeners	PCB-89	ng/kg_{lipid}	18	18	100%	106	8840	1285	1900	1990
PCB Congeners	PCB-9	ng/kg_{lipid}	18	18	100%	96.4	3580	1065	1180	765
PCB Congeners	PCB-90/101/113	ng/kg_{lipid}	18	18	100%	33000	8470000	393485	863000	1910000
PCB Congeners	PCB-91	ng/kg_{lipid}	18	18	100%	4090	1040000	49984	113000	235000
PCB Congeners	PCB-92	ng/kg_{lipid}	18	17	94%	6760	1920000	82308	195000	447000
PCB Congeners	PCB-93/100	ng/kg_{lipid}	18	18	100%	1010	214000	14842	28400	47900
PCB Congeners	PCB-94	ng/kg_{lipid}	18	18	100%	178	18000	2160	3240	3990
PCB Congeners	PCB-95	ng/kg_{lipid}	18	18	100%	15400	2590000	156744	321000	580000
PCB Congeners	PCB-96	ng/kg_{lipid}	18	17	94%	113	13700	1513	2330	3080
PCB Congeners	PCB-98/102	ng/kg_{lipid}	18	18	100%	745	94500	9295	15700	20900
PCB Congeners	PCB-99	ng/kg_{lipid}	18	18	100%	29500	7610000	346713	759000	1720000
PCB Congeners	Total PCB Congeners (209)	ng/kg_{lipid}	18	18	100%	930000	167000000	9520000	19200000	37300000
Pesticides	2,4'-DDD	pg/g_{lipid}	18	18	100%	3189	342000	28120	52600	79000
Pesticides	2,4'-DDE	pg/g_{lipid}	18	18	100%	9970	3050000	63485	226000	706000
Pesticides	2,4'-DDT	pg/g_{lipid}	18	16	89%	1250	637000	8033	49600	157000
Pesticides	4,4'-DDD	pg/g_{lipid}	18	18	100%	39200	22400000	275618	1530000	5210000
Pesticides	4,4'-DDE	pg/g_{lipid}	18	18	100%	198000	69500000	1180284	5020000	16100000
Pesticides	4,4'-DDT	pg/g_{lipid}	18	18	100%	6800	68800000	40780	3870000	16200000
Pesticides	Aldrin	pg/g_{lipid}	18	8	44%	382	4932	892	1440	1540
Pesticides	Alpha BHC	pg/g_{lipid}	18	17	94%	238	13082	2467	2700	2800
Pesticides	Beta BHC	pg/g_{lipid}	18	18	100%	279	9910	2454	2760	2010
Pesticides	cis-Chlordane	pg/g_{lipid}	18	18	100%	23700	2170000	157624	344000	510000
Pesticides	cis-Nonachlor	pg/g_{lipid}	18	18	100%	10400	1860000	72056	183000	422000
Pesticides	Delta BHC	pg/g_{lipid}	18	1	6%	435	435	NA	NA	NA
Pesticides	Dieldrin	pg/g_{lipid}	18	18	100%	18400	663000	127253	196000	194000
Pesticides	Endosulfan sulfate	pg/g_{lipid}	18	3	17%	3009	5247	3504	3920	1180
Pesticides	Endrin	pg/g_{lipid}	18	7	39%	160	1664	966	1010	497
Pesticides	Endrin ketone	pg/g_{lipid}	18	1	6%	3732	3732	NA	NA	NA
Pesticides	Gamma BHC (Lindane)	pg/g_{lipid}	18	16	89%	195	8600	1895	2130	1850
Pesticides	Heptachlor	pg/g_{lipid}	18	3	17%	746	2288	786	1270	879
Pesticides	Heptachlor epoxide	pg/g_{lipid}	18	18	100%	4820	160847	35803	50500	47700
Pesticides	Hexachlorobenzene	pg/g_{lipid}	18	18	100%	4330	259000	45921	57000	56700
Pesticides	Mirex	pg/g_{lipid}	18	17	94%	1160	171000	10987	21200	39200
Pesticides	Oxychlordane	pg/g_{lipid}	18	17	94%	2940	438000	22577	49300	101000
Pesticides	Total Alpha + Gamma Chlordane	pg/g_{lipid}	18	18	100%	33500	2910000	230500	474000	683000
Pesticides	Total DDT (2,4 & 4,4)	pg/g_{lipid}	18	18	100%	259000	165000000	1615000	10800000	38500000
Pesticides	Total DDT (2,4)	pg/g_{lipid}	18	18	100%	14600	4030000	114500	323000	928000
Pesticides	Total DDT (4,4)	pg/g_{lipid}	18	18	100%	244000	161000000	1490000	10400000	37600000
Pesticides	Trans-chlordane	pg/g_{lipid}	18	18	100%	9840	739000	73542	130000	174000
Pesticides	Trans-nonachlor	pg/g_{lipid}	18	18	100%	25500	3330000	184750	387000	748000
Semivolatiles	1-Methylnaphthalene	ug/kg_{lipid}	18	3	17%	57.0	1833	363	751	950
Semivolatiles	2-Methylnaphthalene	ug/kg_{lipid}	18	3	17%	57.0	3500	350	1300	1910
Semivolatiles	Acenaphthene	ug/kg_{lipid}	18	2	11%	275	1000	638	638	513
Semivolatiles	Anthracene	ug/kg_{lipid}	18	1	6%	458	458	NA	NA	NA
Semivolatiles	C1-Naphthalenes	ug/kg_{lipid}	18	4	22%	72.0	3500	947	1370	1540
Semivolatiles	C2-Naphthalenes	ug/kg_{lipid}	18	1	6%	1333	1333	NA	NA	NA
Semivolatiles	C3-Naphthalenes	ug/kg_{lipid}	18	1	6%	625	625	NA	NA	NA
Semivolatiles	Fluoranthene	ug/kg_{lipid}	18	2	11%	617	715	666	666	69.8
Semivolatiles	Fluorene	ug/kg_{lipid}	18	1	6%	917	917	NA	NA	NA
Semivolatiles	Naphthalene	ug/kg_{lipid}	18	5	28%	64.0	15000	500	4250	6380
Semivolatiles	Phenanthrene	ug/kg_{lipid}	18	1	6%	1667	1667	NA	NA	NA

Table 3-43
Statistical Summary of Detected Analytes - Bluefish (Fillet) - Lipid Normalized

Parameter Group	Analyte	Units	Number of Valid Results[1]	Number of Detects	Detection Frequency	Minimum Detect	Maximum Detect	Median Value	Mean of Detects	Standard Deviation
Semivolatiles	Pyrene	ug/kg_{lipid}	18	2	11%	467	1308	887	887	595
Semivolatiles	Total HMW PAHs	ug/kg_{lipid}	18	2	11%	1080	2020	1550	1550	665
Semivolatiles	Total LMW PAHs	ug/kg_{lipid}	18	5	28%	121	22500	794	5890	9510
Semivolatiles	Total PAHs	ug/kg_{lipid}	18	6	33%	121	23600	1407	5430	9090

Footnotes:
[1]Valid results are results that were found to be valid as a result of data validation. Only valid data are used in statistical analyses. Additional details regarding rejected data are provided in Appendix E of this report.

Notes:
1. Only detected values were included in the calculation of totals.
2. Non-detect ("U" qualified) data were excluded from the statistical analysis.

DDD = dichlorodiphenyldichloroethane
DDE = dichlorodiphenyldichloroethylene
DDT = dichlorodiphenyltrichloroethane
HMW = high molecular weight
LMW = low molecular weight
PAH = polycyclic aromatic hydrocarbon
PCB = polychlorinated biphenyl
NA = not applicable

% = percent
mg/kg = milligrams per kilogram
ng/g = nanograms per gram
ng/kg = nanograms per kilogram
pg/g = picograms per gram
ug/kg = micrograms per kilogram

Table 3-44
Statistical Summary of Detected Analytes by Zone - Bluefish (Fillet) - Lipid Normalized

Parameter Group	Analyte	Units	Number of Valid Results[1]	Number of Detects	Detection Frequency	Minimum Detect	Maximum Detect	Median Value	Mean of Detects	Standard Deviation
NORTH ZONE										
Aroclor PCBs	Aroclor 1248	ug/kg_{lipid}	3	2	67%	3250	11017	7133	7130	5490
Aroclor PCBs	Aroclor 1254	ug/kg_{lipid}	3	2	67%	8163	16271	12217	12200	5730
Aroclor PCBs	Aroclor 1260	ug/kg_{lipid}	3	3	100%	1042	7627	6735	5130	3570
Aroclor PCBs	Aroclor 1268	ug/kg_{lipid}	3	1	33%	5254	5254	NA	NA	NA
Aroclor PCBs	Total Aroclor PCBs (Sum Of 7 Aroclors)	ug/kg_{lipid}	3	3	100%	4290	34900	14900	18000	15500
Aroclor PCBs	Total Aroclor PCBs (Sum Of 9 Aroclors)	ug/kg_{lipid}	3	3	100%	4290	40200	14900	19800	18400
Dioxins/Furans	1,2,3,4,6,7,8-HpCDD	ng/kg_{lipid}	3	3	100%	2.46	15.6	15.0	11	7.43
Dioxins/Furans	1,2,3,4,6,7,8-HpCDF	ng/kg_{lipid}	3	3	100%	17.8	195	192	135	101
Dioxins/Furans	1,2,3,4,7,8,9-HpCDF	ng/kg_{lipid}	3	1	33%	10.3	10.3	NA	NA	NA
Dioxins/Furans	1,2,3,4,7,8-HxCDD	ng/kg_{lipid}	3	3	100%	2.03	19.2	9.24	10.2	8.63
Dioxins/Furans	1,2,3,4,7,8-HxCDF	ng/kg_{lipid}	3	3	100%	4.21	25.9	13.1	14.4	10.9
Dioxins/Furans	1,2,3,6,7,8-HxCDD	ng/kg_{lipid}	3	3	100%	5.97	21.0	7.79	11.6	8.21
Dioxins/Furans	1,2,3,6,7,8-HxCDF	ng/kg_{lipid}	3	3	100%	10.4	65.5	44.8	40.2	27.8
Dioxins/Furans	1,2,3,7,8,9-HxCDD	ng/kg_{lipid}	3	3	100%	3.15	8.88	5.76	5.93	2.87
Dioxins/Furans	1,2,3,7,8,9-HxCDF	ng/kg_{lipid}	3	3	100%	4.14	20.4	15.3	13.3	8.32
Dioxins/Furans	1,2,3,7,8-PCDD	ng/kg_{lipid}	3	1	33%	24.0	24.0	NA	NA	NA
Dioxins/Furans	1,2,3,7,8-PCDF	ng/kg_{lipid}	3	3	100%	20.9	95.9	24.8	47.2	42.2
Dioxins/Furans	2,3,4,6,7,8-HxCDF	ng/kg_{lipid}	3	2	67%	13.3	15.2	14.2	14.2	1.38
Dioxins/Furans	2,3,4,7,8-PCDF	ng/kg_{lipid}	3	3	100%	41.5	122	110	91.2	43.5
Dioxins/Furans	2,3,7,8-TCDD	ng/kg_{lipid}	3	3	100%	58.3	651	75.9	262	337
Dioxins/Furans	2,3,7,8-TCDF	ng/kg_{lipid}	3	3	100%	13.3	24.1	24.0	20.5	6.19
Dioxins/Furans	OCDD	ng/kg_{lipid}	3	3	100%	4.83	72.5	35.1	37.5	33.9
Dioxins/Furans	OCDF	ng/kg_{lipid}	3	2	67%	37.6	50.8	44.2	44.2	9.33
PCB Congeners	PCB-1	ng/kg_{lipid}	3	3	100%	2143	3542	2417	2700	742
PCB Congeners	PCB-10	ng/kg_{lipid}	3	3	100%	2825	3814	3000	3210	528
PCB Congeners	PCB-103	ng/kg_{lipid}	3	3	100%	11125	33559	13571	19400	12300
PCB Congeners	PCB-104	ng/kg_{lipid}	3	3	100%	883	2143	1847	1620	659
PCB Congeners	PCB-105	ng/kg_{lipid}	3	3	100%	93333	177966	158776	143000	44400
PCB Congeners	PCB-107	ng/kg_{lipid}	3	3	100%	42083	78644	62245	61000	18300
PCB Congeners	PCB-108/124	ng/kg_{lipid}	3	3	100%	9458	21695	14143	15100	6170
PCB Congeners	PCB-11	ng/kg_{lipid}	3	1	33%	2108	2108	NA	NA	NA
PCB Congeners	PCB-110/115	ng/kg_{lipid}	3	3	100%	450000	788136	522449	587000	178000
PCB Congeners	PCB-111	ng/kg_{lipid}	3	3	100%	1546	2966	2449	2320	719
PCB Congeners	PCB-114	ng/kg_{lipid}	3	3	100%	6000	11356	10612	9320	2900
PCB Congeners	PCB-118	ng/kg_{lipid}	3	3	100%	390833	700000	595918	562000	157000
PCB Congeners	PCB-12/13	ng/kg_{lipid}	3	1	33%	335	335	NA	NA	NA
PCB Congeners	PCB-120	ng/kg_{lipid}	3	3	100%	6667	14288	10469	10500	3810
PCB Congeners	PCB-121	ng/kg_{lipid}	3	2	67%	646	1590	1118	1120	668
PCB Congeners	PCB-122	ng/kg_{lipid}	3	3	100%	2167	4441	2898	3170	1160
PCB Congeners	PCB-123	ng/kg_{lipid}	3	3	100%	6167	13966	11163	10400	3950
PCB Congeners	PCB-126	ng/kg_{lipid}	3	3	100%	1608	3029	1780	2140	776
PCB Congeners	PCB-127	ng/kg_{lipid}	3	3	100%	351	1414	947	904	532
PCB Congeners	PCB-128/166	ng/kg_{lipid}	3	3	100%	58333	131695	101020	97000	36800
PCB Congeners	PCB-129/138/163	ng/kg_{lipid}	3	3	100%	641667	1384746	1008163	1010000	372000
PCB Congeners	PCB-130	ng/kg_{lipid}	3	3	100%	31292	77797	49184	52800	23500
PCB Congeners	PCB-131	ng/kg_{lipid}	3	3	100%	2921	6983	4694	4870	2040
PCB Congeners	PCB-132	ng/kg_{lipid}	3	3	100%	83333	203390	109592	132000	63100
PCB Congeners	PCB-133	ng/kg_{lipid}	3	3	100%	17292	41186	30612	29700	12000
PCB Congeners	PCB-134	ng/kg_{lipid}	3	3	100%	17792	44746	25714	29400	13900
PCB Congeners	PCB-135/151	ng/kg_{lipid}	3	3	100%	148750	403390	222449	258000	131000
PCB Congeners	PCB-136	ng/kg_{lipid}	3	3	100%	30667	86949	37755	51800	30700
PCB Congeners	PCB-137	ng/kg_{lipid}	3	3	100%	16958	41525	32041	30200	12400
PCB Congeners	PCB-139/140	ng/kg_{lipid}	3	3	100%	9083	22034	14653	15300	6500
PCB Congeners	PCB-141	ng/kg_{lipid}	3	3	100%	44167	144068	95102	94400	50000
PCB Congeners	PCB-144	ng/kg_{lipid}	3	3	100%	15292	37288	22653	25100	11200

Table 3-44
Statistical Summary of Detected Analytes by Zone - Bluefish (Fillet) - Lipid Normalized

Parameter Group	Analyte	Units	Number of Valid Results[1]	Number of Detects	Detection Frequency	Minimum Detect	Maximum Detect	Median Value	Mean of Detects	Standard Deviation
PCB Congeners	PCB-145	ng/kg_{lipid}	3	1	33%	88.8	88.8	NA	NA	NA
PCB Congeners	PCB-146	ng/kg_{lipid}	3	3	100%	138750	332203	234694	235000	96700
PCB Congeners	PCB-147/149	ng/kg_{lipid}	3	3	100%	340000	962712	448980	584000	333000
PCB Congeners	PCB-148	ng/kg_{lipid}	3	3	100%	6792	11898	7347	8680	2800
PCB Congeners	PCB-15	ng/kg_{lipid}	3	1	33%	1438	1438	NA	NA	NA
PCB Congeners	PCB-150	ng/kg_{lipid}	3	3	100%	3113	13136	3408	6550	5700
PCB Congeners	PCB-152	ng/kg_{lipid}	3	3	100%	336	741	706	594	224
PCB Congeners	PCB-153/168	ng/kg_{lipid}	3	3	100%	816667	1613559	1146939	1190000	400000
PCB Congeners	PCB-154	ng/kg_{lipid}	3	3	100%	32292	82881	42857	52700	26700
PCB Congeners	PCB-155	ng/kg_{lipid}	3	3	100%	5250	17119	10041	10800	5970
PCB Congeners	PCB-156/157	ng/kg_{lipid}	3	3	100%	31833	85424	71429	62900	27800
PCB Congeners	PCB-158	ng/kg_{lipid}	3	3	100%	32375	75932	60612	56300	22100
PCB Congeners	PCB-159	ng/kg_{lipid}	3	1	33%	115	115	NA	NA	NA
PCB Congeners	PCB-16	ng/kg_{lipid}	3	3	100%	25875	43220	31020	33400	8910
PCB Congeners	PCB-162	ng/kg_{lipid}	3	2	67%	3908	10571	7240	7240	4710
PCB Congeners	PCB-164	ng/kg_{lipid}	3	3	100%	19958	57288	32245	36500	19000
PCB Congeners	PCB-165	ng/kg_{lipid}	3	3	100%	1863	3390	3245	2830	843
PCB Congeners	PCB-167	ng/kg_{lipid}	2	2	67%	15208	32857	24033	24000	12500
PCB Congeners	PCB-169	ng/kg_{lipid}	3	1	33%	71.7	71.7	NA	NA	NA
PCB Congeners	PCB-17	ng/kg_{lipid}	3	3	100%	32042	65932	56531	51500	17500
PCB Congeners	PCB-170	ng/kg_{lipid}	3	3	100%	62500	269492	177959	170000	104000
PCB Congeners	PCB-171/173	ng/kg_{lipid}	3	3	100%	23833	86441	63673	58000	31700
PCB Congeners	PCB-172	ng/kg_{lipid}	3	3	100%	17917	75932	46735	46900	29000
PCB Congeners	PCB-174	ng/kg_{lipid}	3	3	100%	53333	198305	100204	117000	74000
PCB Congeners	PCB-175	ng/kg_{lipid}	3	3	100%	7208	19322	13755	13400	6060
PCB Congeners	PCB-176	ng/kg_{lipid}	3	3	100%	8875	33051	15143	19000	12500
PCB Congeners	PCB-177	ng/kg_{lipid}	3	3	100%	56250	203390	114082	125000	74100
PCB Congeners	PCB-178	ng/kg_{lipid}	3	3	100%	57083	144915	102857	102000	43900
PCB Congeners	PCB-179	ng/kg_{lipid}	3	3	100%	37583	141017	67551	82100	53200
PCB Congeners	PCB-18/30	ng/kg_{lipid}	3	3	100%	103333	152203	104490	120000	27900
PCB Congeners	PCB-180/193	ng/kg_{lipid}	3	3	100%	208333	805085	577551	530000	301000
PCB Congeners	PCB-181	ng/kg_{lipid}	3	3	100%	771	3220	2102	2030	1230
PCB Congeners	PCB-182	ng/kg_{lipid}	3	3	100%	2525	6525	4327	4460	2000
PCB Congeners	PCB-183/185	ng/kg_{lipid}	3	3	100%	89167	303390	216327	203000	108000
PCB Congeners	PCB-184	ng/kg_{lipid}	3	3	100%	2233	6763	2980	3990	2430
PCB Congeners	PCB-187	ng/kg_{lipid}	3	3	100%	300833	881356	624490	602000	291000
PCB Congeners	PCB-188	ng/kg_{lipid}	3	3	100%	8958	27966	11041	16000	10400
PCB Congeners	PCB-189	ng/kg_{lipid}	3	3	100%	2679	10373	7469	6840	3890
PCB Congeners	PCB-19	ng/kg_{lipid}	3	3	100%	22375	30678	25918	26300	4170
PCB Congeners	PCB-190	ng/kg_{lipid}	3	3	100%	13083	62203	40612	38600	24600
PCB Congeners	PCB-191	ng/kg_{lipid}	3	3	100%	2846	10424	8959	7410	4020
PCB Congeners	PCB-194	ng/kg_{lipid}	3	3	100%	39125	213559	123673	125000	87200
PCB Congeners	PCB-195	ng/kg_{lipid}	3	3	100%	9042	67797	37143	38000	29400
PCB Congeners	PCB-196	ng/kg_{lipid}	3	3	100%	35667	143051	89796	89500	53700
PCB Congeners	PCB-197/200	ng/kg_{lipid}	3	3	100%	9167	55763	21429	28800	24200
PCB Congeners	PCB-198/199	ng/kg_{lipid}	3	3	100%	120000	557627	242857	307000	226000
PCB Congeners	PCB-2	ng/kg_{lipid}	3	3	100%	67.1	180	144	130	57.6
PCB Congeners	PCB-20/28	ng/kg_{lipid}	3	3	100%	226531	325424	283750	279000	49600
PCB Congeners	PCB-201	ng/kg_{lipid}	3	3	100%	22125	98136	46939	55700	38800
PCB Congeners	PCB-202	ng/kg_{lipid}	3	3	100%	75833	249153	147347	157000	87100
PCB Congeners	PCB-203	ng/kg_{lipid}	3	3	100%	62083	266102	149592	159000	102000
PCB Congeners	PCB-204	ng/kg_{lipid}	3	2	67%	314	3322	1818	1820	2130
PCB Congeners	PCB-205	ng/kg_{lipid}	3	3	100%	1450	11797	6143	6460	5180
PCB Congeners	PCB-206	ng/kg_{lipid}	3	3	100%	111667	1313559	200408	542000	670000
PCB Congeners	PCB-207	ng/kg_{lipid}	3	3	100%	12708	161695	27551	67300	82100
PCB Congeners	PCB-208	ng/kg_{lipid}	3	3	100%	54167	722034	105510	294000	372000

Table 3-44
Statistical Summary of Detected Analytes by Zone - Bluefish (Fillet) - Lipid Normalized

Parameter Group	Analyte	Units	Number of Valid Results[1]	Number of Detects	Detection Frequency	Minimum Detect	Maximum Detect	Median Value	Mean of Detects	Standard Deviation
PCB Congeners	PCB-209	ng/kg_{lipid}	2	2	67%	33917	1830508	932213	932000	1270000
PCB Congeners	PCB-21/33	ng/kg_{lipid}	3	3	100%	24875	44237	31020	33400	9890
PCB Congeners	PCB-22	ng/kg_{lipid}	3	3	100%	40816	59153	43333	47800	9940
PCB Congeners	PCB-23	ng/kg_{lipid}	3	3	100%	116	219	173	169	51.3
PCB Congeners	PCB-25	ng/kg_{lipid}	3	3	100%	16000	40000	37917	31300	13300
PCB Congeners	PCB-26/29	ng/kg_{lipid}	3	3	100%	44694	73051	52917	56900	14600
PCB Congeners	PCB-27	ng/kg_{lipid}	3	3	100%	15375	23390	16592	18500	4320
PCB Congeners	PCB-3	ng/kg_{lipid}	3	1	33%	111	111	NA	NA	NA
PCB Congeners	PCB-31	ng/kg_{lipid}	3	3	100%	101429	179661	157083	146000	40300
PCB Congeners	PCB-32	ng/kg_{lipid}	3	3	100%	45000	73898	66939	61900	15100
PCB Congeners	PCB-34	ng/kg_{lipid}	3	3	100%	2027	3458	2200	2560	781
PCB Congeners	PCB-37	ng/kg_{lipid}	3	3	100%	2122	3881	3504	3170	926
PCB Congeners	PCB-38	ng/kg_{lipid}	3	3	100%	217	471	347	345	127
PCB Congeners	PCB-39	ng/kg_{lipid}	3	3	100%	700	1232	853	928	274
PCB Congeners	PCB-4	ng/kg_{lipid}	3	3	100%	31429	53729	37542	40900	11500
PCB Congeners	PCB-40/71	ng/kg_{lipid}	3	3	100%	119583	215254	161224	165000	48000
PCB Congeners	PCB-41	ng/kg_{lipid}	3	3	100%	3433	12571	9237	8410	4620
PCB Congeners	PCB-42	ng/kg_{lipid}	3	3	100%	99583	161864	117551	126000	32100
PCB Congeners	PCB-43	ng/kg_{lipid}	3	3	100%	8542	17458	15163	13700	4630
PCB Congeners	PCB-44/47/65	ng/kg_{lipid}	3	3	100%	450000	654237	479592	528000	110000
PCB Congeners	PCB-45	ng/kg_{lipid}	2	2	67%	31020	41525	36273	36300	7430
PCB Congeners	PCB-46	ng/kg_{lipid}	3	3	100%	9042	14831	12714	12200	2930
PCB Congeners	PCB-48	ng/kg_{lipid}	3	3	100%	39167	63898	46122	49700	12800
PCB Congeners	PCB-49/69	ng/kg_{lipid}	3	3	100%	353061	564407	377917	432000	116000
PCB Congeners	PCB-5	ng/kg_{lipid}	3	3	100%	189	329	288	269	71.8
PCB Congeners	PCB-50/53	ng/kg_{lipid}	3	3	100%	53750	82542	61224	65800	14900
PCB Congeners	PCB-51	ng/kg_{lipid}	3	3	100%	23458	49796	44237	39200	13900
PCB Congeners	PCB-52	ng/kg_{lipid}	3	3	100%	500000	747458	554167	601000	130000
PCB Congeners	PCB-54	ng/kg_{lipid}	3	3	100%	3183	4857	4153	4060	840
PCB Congeners	PCB-55	ng/kg_{lipid}	3	1	33%	1663	1663	NA	NA	NA
PCB Congeners	PCB-56	ng/kg_{lipid}	3	3	100%	67755	108983	85000	87200	20700
PCB Congeners	PCB-57	ng/kg_{lipid}	3	3	100%	1773	8250	2508	4180	3550
PCB Congeners	PCB-58	ng/kg_{lipid}	3	3	100%	1714	3610	1996	2440	1020
PCB Congeners	PCB-6	ng/kg_{lipid}	3	3	100%	4939	11441	6750	7710	3360
PCB Congeners	PCB-60	ng/kg_{lipid}	3	3	100%	30625	53051	49184	44300	12000
PCB Congeners	PCB-61/70/74/76	ng/kg_{lipid}	3	3	100%	436735	647458	491667	525000	109000
PCB Congeners	PCB-62/75	ng/kg_{lipid}	3	3	100%	33667	52203	41429	42400	9310
PCB Congeners	PCB-63	ng/kg_{lipid}	3	3	100%	14042	24576	18796	19100	5280
PCB Congeners	PCB-64	ng/kg_{lipid}	3	3	100%	162083	223729	174898	187000	32500
PCB Congeners	PCB-66	ng/kg_{lipid}	3	3	100%	320833	442373	338776	367000	65600
PCB Congeners	PCB-67	ng/kg_{lipid}	3	3	100%	7633	12898	8500	9680	2820
PCB Congeners	PCB-68	ng/kg_{lipid}	3	3	100%	6000	11492	6429	7970	3050
PCB Congeners	PCB-7	ng/kg_{lipid}	3	3	100%	439	1008	621	689	291
PCB Congeners	PCB-72	ng/kg_{lipid}	3	3	100%	7417	15729	8347	10500	4550
PCB Congeners	PCB-73	ng/kg_{lipid}	3	3	100%	1625	6644	3388	3890	2550
PCB Congeners	PCB-77	ng/kg_{lipid}	3	3	100%	6939	11169	11000	9700	2400
PCB Congeners	PCB-79	ng/kg_{lipid}	3	3	100%	2075	6000	3286	3790	2010
PCB Congeners	PCB-8	ng/kg_{lipid}	3	3	100%	12208	21525	12816	15500	5210
PCB Congeners	PCB-80	ng/kg_{lipid}	3	1	33%	48.3	48.3	NA	NA	NA
PCB Congeners	PCB-81	ng/kg_{lipid}	2	1	33%	663	663	NA	NA	NA
PCB Congeners	PCB-82	ng/kg_{lipid}	3	3	100%	28542	48983	39388	39000	10200
PCB Congeners	PCB-83	ng/kg_{lipid}	3	3	100%	18042	39831	24286	27400	11200
PCB Congeners	PCB-84	ng/kg_{lipid}	3	3	100%	65833	104237	71837	80600	20700
PCB Congeners	PCB-85/116/117	ng/kg_{lipid}	3	3	100%	80000	144576	112653	112000	32300
PCB Congeners	PCB-86/87/97/109/119/125	ng/kg_{lipid}	3	3	100%	229583	433898	291837	318000	105000
PCB Congeners	PCB-89	ng/kg_{lipid}	3	3	100%	1913	3612	3237	2920	893

Table 3-44
Statistical Summary of Detected Analytes by Zone - Bluefish (Fillet) - Lipid Normalized

Parameter Group	Analyte	Units	Number of Valid Results[1]	Number of Detects	Detection Frequency	Minimum Detect	Maximum Detect	Median Value	Mean of Detects	Standard Deviation
PCB Congeners	PCB-9	ng/kg_{lipid}	3	3	100%	1320	2203	1375	1630	495
PCB Congeners	PCB-90/101/113	ng/kg_{lipid}	3	3	100%	525000	969492	579592	691000	242000
PCB Congeners	PCB-91	ng/kg_{lipid}	3	3	100%	74583	169492	78571	108000	53700
PCB Congeners	PCB-92	ng/kg_{lipid}	3	3	100%	97500	200000	126939	141000	52800
PCB Congeners	PCB-93/100	ng/kg_{lipid}	3	3	100%	20667	49661	31020	33800	14700
PCB Congeners	PCB-94	ng/kg_{lipid}	3	3	100%	3133	6034	5245	4800	1500
PCB Congeners	PCB-95	ng/kg_{lipid}	3	3	100%	250000	567797	334694	384000	165000
PCB Congeners	PCB-96	ng/kg_{lipid}	3	3	100%	1975	3237	2816	2680	643
PCB Congeners	PCB-98/102	ng/kg_{lipid}	3	3	100%	14542	26102	21633	20800	5830
PCB Congeners	PCB-99	ng/kg_{lipid}	3	3	100%	375417	738983	477551	531000	188000
PCB Congeners	Total PCB Congeners (209)	ng/kg_{lipid}	3	3	100%	10800000	25700000	14700000	17100000	7730000
Pesticides	2,4'-DDD	pg/g_{lipid}	3	3	100%	24490	135932	45000	68500	59300
Pesticides	2,4'-DDE	pg/g_{lipid}	3	3	100%	49167	157119	79184	95200	55700
Pesticides	2,4'-DDT	pg/g_{lipid}	3	3	100%	6250	32712	14735	17900	13500
Pesticides	4,4'-DDD	pg/g_{lipid}	3	3	100%	321250	1045763	371429	579000	405000
Pesticides	4,4'-DDE	pg/g_{lipid}	3	3	100%	1233333	1966102	1242857	1480000	420000
Pesticides	4,4'-DDT	pg/g_{lipid}	3	3	100%	36667	130169	67143	78000	47700
Pesticides	Aldrin	pg/g_{lipid}	3	2	67%	2292	4932	3612	3610	1870
Pesticides	Alpha BHC	pg/g_{lipid}	3	3	100%	1796	13082	2729	5870	6260
Pesticides	Beta BHC	pg/g_{lipid}	3	3	100%	2204	3356	2383	2650	620
Pesticides	cis-Chlordane	pg/g_{lipid}	3	3	100%	489796	932203	595833	673000	231000
Pesticides	cis-Nonachlor	pg/g_{lipid}	3	3	100%	139184	215254	143333	166000	42800
Pesticides	Dieldrin	pg/g_{lipid}	3	3	100%	216327	627119	487500	444000	209000
Pesticides	Endosulfan sulfate	pg/g_{lipid}	3	1	33%	3504	3504	NA	NA	NA
Pesticides	Gamma BHC (Lindane)	pg/g_{lipid}	3	2	67%	1571	2712	2141	2140	807
Pesticides	Heptachlor	pg/g_{lipid}	3	2	67%	746	2288	1517	1520	1090
Pesticides	Heptachlor epoxide	pg/g_{lipid}	3	3	100%	55714	160847	130833	116000	54200
Pesticides	Hexachlorobenzene	pg/g_{lipid}	3	3	100%	46667	100847	68980	72200	27200
Pesticides	Mirex	pg/g_{lipid}	3	3	100%	5625	18224	14322	12700	6450
Pesticides	Oxychlordane	pg/g_{lipid}	3	3	100%	32875	68305	43265	48100	18200
Pesticides	Total Alpha + Gamma Chlordane	pg/g_{lipid}	3	3	100%	621000	1290000	815000	909000	344000
Pesticides	Total DDT (2,4 & 4,4)	pg/g_{lipid}	3	3	100%	1690000	3470000	1800000	2320000	997000
Pesticides	Total DDT (2,4)	pg/g_{lipid}	3	3	100%	100000	326000	118000	181000	126000
Pesticides	Total DDT (4,4)	pg/g_{lipid}	3	3	100%	1590000	3140000	1680000	2140000	870000
Pesticides	Trans-chlordane	pg/g_{lipid}	3	3	100%	131633	354237	219167	235000	112000
Pesticides	Trans-nonachlor	pg/g_{lipid}	3	3	100%	357500	579661	406122	448000	117000
Semivolatiles	Acenaphthene	ug/kg_{lipid}	3	1	33%	275	275	NA	NA	NA
Semivolatiles	Naphthalene	ug/kg_{lipid}	3	1	33%	500	500	NA	NA	NA
Semivolatiles	Total LMW PAHs	ug/kg_{lipid}	3	1	33%	775	775	NA	NA	NA
Semivolatiles	Total PAHs	ug/kg_{lipid}	3	1	33%	775	775	NA	NA	NA
CENTRAL ZONE										
Aroclor PCBs	Aroclor 1248	ug/kg_{lipid}	13	4	31%	2667	6857	3586	4170	1930
Aroclor PCBs	Aroclor 1254	ug/kg_{lipid}	13	7	54%	2051	12143	4000	4960	3380
Aroclor PCBs	Aroclor 1260	ug/kg_{lipid}	13	10	77%	340	8621	2376	2810	2320
Aroclor PCBs	Total Aroclor PCBs (Sum Of 7 Aroclors)	ug/kg_{lipid}	13	13	100%	340	23000	3380	6120	6230
Aroclor PCBs	Total Aroclor PCBs (Sum Of 9 Aroclors)	ug/kg_{lipid}	13	13	100%	340	23000	3380	6120	6230
Dioxins/Furans	1,2,3,4,6,7,8-HpCDD	ng/kg_{lipid}	13	13	100%	1.08	52.1	11.4	14.5	12.4
Dioxins/Furans	1,2,3,4,6,7,8-HpCDF	ng/kg_{lipid}	13	13	100%	4.38	114	43.5	49.6	31.5
Dioxins/Furans	1,2,3,4,7,8,9-HpCDF	ng/kg_{lipid}	13	4	31%	6.88	15.5	9.26	10.2	4.03
Dioxins/Furans	1,2,3,4,7,8-HxCDD	ng/kg_{lipid}	13	8	62%	0.61	12.0	5.28	5.45	3.35
Dioxins/Furans	1,2,3,4,7,8-HxCDF	ng/kg_{lipid}	13	10	77%	0.62	14.9	6.93	6.97	4.06
Dioxins/Furans	1,2,3,6,7,8-HxCDD	ng/kg_{lipid}	13	13	100%	1.17	33.8	19.0	18	11.1
Dioxins/Furans	1,2,3,6,7,8-HxCDF	ng/kg_{lipid}	13	13	100%	0.65	35.7	14.1	16	9.57
Dioxins/Furans	1,2,3,7,8,9-HxCDD	ng/kg_{lipid}	13	8	62%	0.91	14.4	6.57	6.94	4.22
Dioxins/Furans	1,2,3,7,8,9-HxCDF	ng/kg_{lipid}	13	12	92%	0.73	22.4	6.98	8.79	6.37
Dioxins/Furans	1,2,3,7,8-PCDD	ng/kg_{lipid}	13	9	69%	2.74	65.8	23.4	26.6	17.5

Table 3-44
Statistical Summary of Detected Analytes by Zone - Bluefish (Fillet) - Lipid Normalized

Parameter Group	Analyte	Units	Number of Valid Results[1]	Number of Detects	Detection Frequency	Minimum Detect	Maximum Detect	Median Value	Mean of Detects	Standard Deviation
Dioxins/Furans	1,2,3,7,8-PCDF	ng/kg_{lipid}	13	13	100%	6.17	123	42.2	53.2	33.1
Dioxins/Furans	2,3,4,6,7,8-HxCDF	ng/kg_{lipid}	13	8	62%	0.48	8.93	3.15	4.06	2.89
Dioxins/Furans	2,3,4,7,8-PCDF	ng/kg_{lipid}	13	13	100%	4.95	212	58.5	64.8	49.9
Dioxins/Furans	2,3,7,8-TCDD	ng/kg_{lipid}	13	13	100%	6.16	181	82.9	77.7	54.4
Dioxins/Furans	2,3,7,8-TCDF	ng/kg_{lipid}	13	10	77%	2.89	50.2	25.2	27.7	12.8
Dioxins/Furans	OCDD	ng/kg_{lipid}	13	13	100%	1.45	95.9	22.1	26.9	22.8
Dioxins/Furans	OCDF	ng/kg_{lipid}	13	13	100%	0.71	43.7	7.67	12.2	11.5
PCB Congeners	PCB-1	ng/kg_{lipid}	13	13	100%	239	3426	1935	1940	899
PCB Congeners	PCB-10	ng/kg_{lipid}	13	13	100%	287	5308	3612	3090	1390
PCB Congeners	PCB-103	ng/kg_{lipid}	13	13	100%	805	25103	8538	8740	5720
PCB Congeners	PCB-104	ng/kg_{lipid}	13	11	85%	43.1	1043	524	524	243
PCB Congeners	PCB-105	ng/kg_{lipid}	13	13	100%	9370	171724	87143	84300	38000
PCB Congeners	PCB-107	ng/kg_{lipid}	13	13	100%	5870	94828	46357	45400	20800
PCB Congeners	PCB-108/124	ng/kg_{lipid}	13	13	100%	969	13931	7898	7550	3150
PCB Congeners	PCB-11	ng/kg_{lipid}	13	3	23%	1150	1784	1758	1560	359
PCB Congeners	PCB-110/115	ng/kg_{lipid}	12	11	85%	26000	658621	250769	251000	166000
PCB Congeners	PCB-111	ng/kg_{lipid}	13	13	100%	239	5690	2141	2200	1250
PCB Congeners	PCB-114	ng/kg_{lipid}	13	13	100%	506	10414	4980	4900	2380
PCB Congeners	PCB-118	ng/kg_{lipid}	13	13	100%	39000	703448	357500	353000	158000
PCB Congeners	PCB-12/13	ng/kg_{lipid}	13	10	77%	46.4	521	302	292	136
PCB Congeners	PCB-120	ng/kg_{lipid}	13	13	100%	967	23414	9063	9020	5180
PCB Congeners	PCB-121	ng/kg_{lipid}	13	13	100%	55.0	1717	638	620	393
PCB Congeners	PCB-122	ng/kg_{lipid}	13	11	85%	164	2514	1262	1220	661
PCB Congeners	PCB-123	ng/kg_{lipid}	13	13	100%	488	8828	4450	4750	2180
PCB Congeners	PCB-126	ng/kg_{lipid}	13	7	54%	672	5019	924	1930	1750
PCB Congeners	PCB-127	ng/kg_{lipid}	13	11	85%	68.5	903	476	491	215
PCB Congeners	PCB-128/166	ng/kg_{lipid}	13	13	100%	7280	191379	67564	70400	41900
PCB Congeners	PCB-129/138/163	ng/kg_{lipid}	13	13	100%	78500	1927586	668750	712000	422000
PCB Congeners	PCB-130	ng/kg_{lipid}	13	13	100%	4390	105862	37647	38400	23100
PCB Congeners	PCB-131	ng/kg_{lipid}	13	13	100%	286	8000	2892	2840	1800
PCB Congeners	PCB-132	ng/kg_{lipid}	13	13	100%	8220	203448	73061	74100	45200
PCB Congeners	PCB-133	ng/kg_{lipid}	13	13	100%	2980	64828	24313	26300	14100
PCB Congeners	PCB-134	ng/kg_{lipid}	13	13	100%	2000	49655	18286	18600	10900
PCB Congeners	PCB-135/151	ng/kg_{lipid}	13	13	100%	15200	434483	155714	158000	96200
PCB Congeners	PCB-136	ng/kg_{lipid}	13	13	100%	2420	81379	26571	28200	18700
PCB Congeners	PCB-137	ng/kg_{lipid}	13	13	100%	1650	48276	15786	17600	10800
PCB Congeners	PCB-139/140	ng/kg_{lipid}	13	13	100%	1040	29069	9438	10200	6390
PCB Congeners	PCB-141	ng/kg_{lipid}	13	13	100%	4420	113793	44639	42600	25600
PCB Congeners	PCB-144	ng/kg_{lipid}	13	13	100%	1290	37931	14071	13800	8610
PCB Congeners	PCB-145	ng/kg_{lipid}	13	1	8%	166	166	NA	NA	NA
PCB Congeners	PCB-146	ng/kg_{lipid}	12	12	92%	21900	541379	192337	201000	123000
PCB Congeners	PCB-147/149	ng/kg_{lipid}	13	13	100%	36900	1024138	316429	341000	227000
PCB Congeners	PCB-148	ng/kg_{lipid}	13	13	100%	863	23138	7474	8680	5280
PCB Congeners	PCB-15	ng/kg_{lipid}	13	8	62%	67.5	1503	812	865	465
PCB Congeners	PCB-150	ng/kg_{lipid}	13	13	100%	366	16138	3942	4500	3730
PCB Congeners	PCB-152	ng/kg_{lipid}	13	10	77%	27.3	503	297	290	138
PCB Congeners	PCB-153/168	ng/kg_{lipid}	13	13	100%	102000	2510345	843750	900000	555000
PCB Congeners	PCB-154	ng/kg_{lipid}	13	13	100%	4030	137586	40128	45900	31200
PCB Congeners	PCB-155	ng/kg_{lipid}	13	13	100%	688	19655	5764	6780	4420
PCB Congeners	PCB-156/157	ng/kg_{lipid}	13	13	100%	4430	102414	38214	41600	22500
PCB Congeners	PCB-158	ng/kg_{lipid}	13	13	100%	3470	94483	31765	33900	20800
PCB Congeners	PCB-159	ng/kg_{lipid}	13	4	31%	24.6	257	179	160	102
PCB Congeners	PCB-16	ng/kg_{lipid}	13	13	100%	1600	35929	16917	16900	8940
PCB Congeners	PCB-162	ng/kg_{lipid}	13	13	100%	868	16759	6425	6900	3650
PCB Congeners	PCB-164	ng/kg_{lipid}	13	13	100%	2030	58276	18763	19200	13000
PCB Congeners	PCB-165	ng/kg_{lipid}	12	12	92%	364	7414	2981	3080	1630

Table 3-44
Statistical Summary of Detected Analytes by Zone - Bluefish (Fillet) - Lipid Normalized

Parameter Group	Analyte	Units	Number of Valid Results[1]	Number of Detects	Detection Frequency	Minimum Detect	Maximum Detect	Median Value	Mean of Detects	Standard Deviation
PCB Congeners	PCB-167	ng/kg_{lipid}	12	12	92%	2300	51379	19084	21000	11900
PCB Congeners	PCB-169	ng/kg_{lipid}	13	2	15%	139	179	159	159	28.5
PCB Congeners	PCB-17	ng/kg_{lipid}	13	13	100%	2120	43357	29485	27400	12900
PCB Congeners	PCB-170	ng/kg_{lipid}	13	13	100%	9280	284828	85882	95300	63400
PCB Congeners	PCB-171/173	ng/kg_{lipid}	12	12	92%	3830	103448	34578	36900	23500
PCB Congeners	PCB-172	ng/kg_{lipid}	13	13	100%	2710	73793	24744	26800	16100
PCB Congeners	PCB-174	ng/kg_{lipid}	12	12	92%	6120	159655	50473	54600	36600
PCB Congeners	PCB-175	ng/kg_{lipid}	12	12	92%	1040	27172	9969	10700	6160
PCB Congeners	PCB-176	ng/kg_{lipid}	13	13	100%	1120	35172	10214	11400	7810
PCB Congeners	PCB-177	ng/kg_{lipid}	12	12	92%	11100	262069	87089	95000	58300
PCB Congeners	PCB-178	ng/kg_{lipid}	12	12	92%	8930	224483	83101	90500	50400
PCB Congeners	PCB-179	ng/kg_{lipid}	13	13	100%	4840	147586	43382	48500	32500
PCB Congeners	PCB-18/30	ng/kg_{lipid}	13	13	100%	5280	137857	54138	53800	33100
PCB Congeners	PCB-180/193	ng/kg_{lipid}	13	13	100%	30100	855172	262821	292000	190000
PCB Congeners	PCB-181	ng/kg_{lipid}	12	12	92%	99.8	3586	977	1130	847
PCB Congeners	PCB-182	ng/kg_{lipid}	12	12	92%	373	8793	3276	3830	2030
PCB Congeners	PCB-183/185	ng/kg_{lipid}	12	12	92%	13500	355172	121610	132000	80400
PCB Congeners	PCB-184	ng/kg_{lipid}	13	13	100%	259	7552	2214	2620	1730
PCB Congeners	PCB-187	ng/kg_{lipid}	12	12	92%	50200	1300000	466074	499000	291000
PCB Congeners	PCB-188	ng/kg_{lipid}	13	13	100%	1570	44828	13718	16000	10600
PCB Congeners	PCB-189	ng/kg_{lipid}	13	13	100%	472	12345	4154	4510	2720
PCB Congeners	PCB-19	ng/kg_{lipid}	13	13	100%	1600	31795	20000	18600	8870
PCB Congeners	PCB-190	ng/kg_{lipid}	13	13	100%	1810	62069	17071	19400	14000
PCB Congeners	PCB-191	ng/kg_{lipid}	13	13	100%	428	11586	3691	4160	2570
PCB Congeners	PCB-194	ng/kg_{lipid}	13	13	100%	6690	184483	69388	72900	42300
PCB Congeners	PCB-195	ng/kg_{lipid}	13	13	100%	1720	55517	16289	17700	12600
PCB Congeners	PCB-196	ng/kg_{lipid}	13	13	100%	5070	137931	60385	58100	32300
PCB Congeners	PCB-197/200	ng/kg_{lipid}	13	12	92%	10000	42759	15247	17100	8920
PCB Congeners	PCB-198/199	ng/kg_{lipid}	13	13	100%	16200	441379	196531	201000	111000
PCB Congeners	PCB-2	ng/kg_{lipid}	13	7	54%	7.19	146	73.3	79.5	43.9
PCB Congeners	PCB-20/28	ng/kg_{lipid}	13	13	100%	10700	221429	96429	94900	52400
PCB Congeners	PCB-201	ng/kg_{lipid}	13	13	100%	3910	101034	37667	41800	23600
PCB Congeners	PCB-202	ng/kg_{lipid}	13	13	100%	12700	304138	128980	137000	74200
PCB Congeners	PCB-203	ng/kg_{lipid}	13	13	100%	7170	235862	88776	97600	58400
PCB Congeners	PCB-204	ng/kg_{lipid}	13	13	100%	63.7	1628	502	614	395
PCB Congeners	PCB-205	ng/kg_{lipid}	13	13	100%	314	9034	2763	3030	2030
PCB Congeners	PCB-206	ng/kg_{lipid}	13	13	100%	16300	424138	202245	216000	131000
PCB Congeners	PCB-207	ng/kg_{lipid}	13	13	100%	2330	58276	23417	25400	14800
PCB Congeners	PCB-208	ng/kg_{lipid}	13	13	100%	10800	256207	116122	115000	69000
PCB Congeners	PCB-209	ng/kg_{lipid}	12	12	92%	11000	367949	94391	124000	98800
PCB Congeners	PCB-21/33	ng/kg_{lipid}	13	13	100%	1450	28857	13196	13000	6820
PCB Congeners	PCB-22	ng/kg_{lipid}	13	13	100%	2010	42786	16598	17200	10100
PCB Congeners	PCB-23	ng/kg_{lipid}	13	6	46%	7.05	130	71.3	74.7	42.5
PCB Congeners	PCB-24	ng/kg_{lipid}	13	3	23%	92.2	499	425	339	217
PCB Congeners	PCB-25	ng/kg_{lipid}	13	13	100%	1570	36357	7813	9880	8690
PCB Congeners	PCB-26/29	ng/kg_{lipid}	13	13	100%	2870	61857	20619	22500	14600
PCB Congeners	PCB-27	ng/kg_{lipid}	13	13	100%	856	20071	10206	9960	5270
PCB Congeners	PCB-3	ng/kg_{lipid}	13	7	54%	19.4	301	157	164	103
PCB Congeners	PCB-31	ng/kg_{lipid}	13	13	100%	6230	135714	46154	50000	31900
PCB Congeners	PCB-32	ng/kg_{lipid}	13	13	100%	2510	54071	27010	29900	16100
PCB Congeners	PCB-34	ng/kg_{lipid}	13	13	100%	98.6	2050	846	863	506
PCB Congeners	PCB-36	ng/kg_{lipid}	13	2	15%	3425	4828	4126	4130	992
PCB Congeners	PCB-37	ng/kg_{lipid}	13	13	100%	431	2993	1978	2040	775
PCB Congeners	PCB-38	ng/kg_{lipid}	13	9	69%	63.8	408	160	200	130
PCB Congeners	PCB-39	ng/kg_{lipid}	13	12	92%	77.8	771	311	347	186
PCB Congeners	PCB-4	ng/kg_{lipid}	13	13	100%	2490	47051	31546	27900	12400

Table 3-44
Statistical Summary of Detected Analytes by Zone - Bluefish (Fillet) - Lipid Normalized

Parameter Group	Analyte	Units	Number of Valid Results[1]	Number of Detects	Detection Frequency	Minimum Detect	Maximum Detect	Median Value	Mean of Detects	Standard Deviation
PCB Congeners	PCB-40/71	ng/kg_{lipid}	13	13	100%	5640	155714	58367	58800	38300
PCB Congeners	PCB-41	ng/kg_{lipid}	13	13	100%	278	5979	2964	2990	1530
PCB Congeners	PCB-42	ng/kg_{lipid}	13	13	100%	4800	117857	46804	46400	28700
PCB Congeners	PCB-43	ng/kg_{lipid}	13	13	100%	524	13000	5985	5610	3280
PCB Congeners	PCB-44/47/65	ng/kg_{lipid}	13	13	100%	18000	422143	189691	185000	109000
PCB Congeners	PCB-45	ng/kg_{lipid}	10	10	77%	1480	34857	12494	12900	9360
PCB Congeners	PCB-46	ng/kg_{lipid}	13	13	100%	544	13071	6072	5850	3290
PCB Congeners	PCB-48	ng/kg_{lipid}	13	13	100%	1450	46929	14786	15200	11200
PCB Congeners	PCB-49/69	ng/kg_{lipid}	13	13	100%	14700	340000	143077	148000	88700
PCB Congeners	PCB-5	ng/kg_{lipid}	13	9	69%	20.8	244	156	151	80.7
PCB Congeners	PCB-50/53	ng/kg_{lipid}	13	13	100%	2440	67429	25306	25800	16800
PCB Congeners	PCB-51	ng/kg_{lipid}	13	13	100%	1090	29500	13786	14000	8070
PCB Congeners	PCB-52	ng/kg_{lipid}	13	13	100%	22000	476429	221649	214000	121000
PCB Congeners	PCB-54	ng/kg_{lipid}	13	13	100%	153	4310	1866	1970	1150
PCB Congeners	PCB-55	ng/kg_{lipid}	13	4	31%	101	830	661	563	323
PCB Congeners	PCB-56	ng/kg_{lipid}	13	13	100%	4470	84286	28154	29800	19000
PCB Congeners	PCB-57	ng/kg_{lipid}	13	13	100%	154	10069	1055	2050	2860
PCB Congeners	PCB-58	ng/kg_{lipid}	13	13	100%	182	2014	1203	1140	514
PCB Congeners	PCB-6	ng/kg_{lipid}	13	13	100%	394	8429	3023	3330	2020
PCB Congeners	PCB-60	ng/kg_{lipid}	13	13	100%	1940	31000	17692	17100	8060
PCB Congeners	PCB-61/70/74/76	ng/kg_{lipid}	13	13	100%	23300	407857	190722	182000	93800
PCB Congeners	PCB-62/75	ng/kg_{lipid}	13	13	100%	1520	35786	16265	16400	9610
PCB Congeners	PCB-63	ng/kg_{lipid}	13	13	100%	1010	13857	8837	8440	3710
PCB Congeners	PCB-64	ng/kg_{lipid}	13	13	100%	6220	157143	61649	62700	39900
PCB Congeners	PCB-66	ng/kg_{lipid}	13	13	100%	16400	250714	141020	133000	62800
PCB Congeners	PCB-67	ng/kg_{lipid}	13	13	100%	501	8429	3319	3440	1880
PCB Congeners	PCB-68	ng/kg_{lipid}	13	13	100%	520	7069	4244	3980	1620
PCB Congeners	PCB-7	ng/kg_{lipid}	13	12	92%	49.0	1650	574	628	378
PCB Congeners	PCB-72	ng/kg_{lipid}	13	13	100%	688	10103	5694	5440	2310
PCB Congeners	PCB-73	ng/kg_{lipid}	13	9	69%	80.5	1741	862	805	536
PCB Congeners	PCB-77	ng/kg_{lipid}	13	13	100%	832	11857	5233	5200	2530
PCB Congeners	PCB-78	ng/kg_{lipid}	13	1	8%	1700	1700	NA	NA	NA
PCB Congeners	PCB-79	ng/kg_{lipid}	13	13	100%	481	3759	2318	2290	916
PCB Congeners	PCB-8	ng/kg_{lipid}	13	13	100%	987	16538	9250	9280	4210
PCB Congeners	PCB-80	ng/kg_{lipid}	13	2	15%	95.6	118	107	107	15.5
PCB Congeners	PCB-81	ng/kg_{lipid}	10	5	38%	34.0	521	236	267	176
PCB Congeners	PCB-82	ng/kg_{lipid}	13	13	100%	1770	35517	17692	17800	9680
PCB Congeners	PCB-83	ng/kg_{lipid}	13	13	100%	1330	29655	13196	12500	6970
PCB Congeners	PCB-84	ng/kg_{lipid}	13	13	100%	3220	77857	33231	34300	20800
PCB Congeners	PCB-85/116/117	ng/kg_{lipid}	13	13	100%	5770	137931	61633	59400	31700
PCB Congeners	PCB-86/87/97/109/119/125	ng/kg_{lipid}	13	13	100%	15100	351724	161224	157000	84900
PCB Congeners	PCB-89	ng/kg_{lipid}	13	13	100%	106	3093	1171	1160	775
PCB Congeners	PCB-9	ng/kg_{lipid}	13	13	100%	96.4	1513	887	883	399
PCB Congeners	PCB-90/101/113	ng/kg_{lipid}	13	13	100%	33000	882759	377551	356000	203000
PCB Congeners	PCB-91	ng/kg_{lipid}	13	13	100%	4090	132759	48454	48200	32700
PCB Congeners	PCB-92	ng/kg_{lipid}	13	12	92%	6760	189655	78687	74500	45300
PCB Congeners	PCB-93/100	ng/kg_{lipid}	13	13	100%	1010	39655	13853	13800	9350
PCB Congeners	PCB-94	ng/kg_{lipid}	13	13	100%	178	4021	1815	1820	1070
PCB Congeners	PCB-95	ng/kg_{lipid}	13	13	100%	15400	276207	152564	144000	76100
PCB Congeners	PCB-96	ng/kg_{lipid}	13	12	92%	113	3393	1305	1350	904
PCB Congeners	PCB-98/102	ng/kg_{lipid}	13	13	100%	745	20517	8784	8910	5830
PCB Congeners	PCB-99	ng/kg_{lipid}	13	13	100%	29500	793103	330000	316000	176000
PCB Congeners	Total PCB Congeners (209)	ng/kg_{lipid}	13	13	100%	930000	21400000	8860000	8920000	4620000
Pesticides	2,4'-DDD	pg/g_{lipid}	13	13	100%	3189	85000	20103	27700	22900
Pesticides	2,4'-DDE	pg/g_{lipid}	13	13	100%	9970	107857	57423	51300	28800
Pesticides	2,4'-DDT	pg/g_{lipid}	13	11	85%	1250	23299	6074	8510	7240

Table 3-44
Statistical Summary of Detected Analytes by Zone - Bluefish (Fillet) - Lipid Normalized

Parameter Group	Analyte	Units	Number of Valid Results[1]	Number of Detects	Detection Frequency	Minimum Detect	Maximum Detect	Median Value	Mean of Detects	Standard Deviation
Pesticides	4,4'-DDD	pg/g_{lipid}	13	13	100%	39200	533333	184286	234000	148000
Pesticides	4,4'-DDE	pg/g_{lipid}	13	13	100%	198000	4206897	892857	1170000	997000
Pesticides	4,4'-DDT	pg/g_{lipid}	13	13	100%	6800	136082	34853	43300	35200
Pesticides	Aldrin	pg/g_{lipid}	13	5	38%	382	1126	616	715	350
Pesticides	Alpha BHC	pg/g_{lipid}	13	13	100%	238	3327	2294	1980	897
Pesticides	Beta BHC	pg/g_{lipid}	13	13	100%	279	3443	2367	2190	996
Pesticides	cis-Chlordane	pg/g_{lipid}	13	13	100%	23700	337143	149286	142000	86100
Pesticides	cis-Nonachlor	pg/g_{lipid}	13	13	100%	10400	202414	57333	67200	47200
Pesticides	Dieldrin	pg/g_{lipid}	13	13	100%	18400	217949	104124	108000	63200
Pesticides	Endosulfan sulfate	pg/g_{lipid}	13	1	8%	5247	5247	NA	NA	NA
Pesticides	Endrin	pg/g_{lipid}	13	6	46%	160	1664	910	936	500
Pesticides	Endrin ketone	pg/g_{lipid}	13	1	8%	3732	3732	NA	NA	NA
Pesticides	Gamma BHC (Lindane)	pg/g_{lipid}	13	12	92%	195	2707	1797	1580	697
Pesticides	Heptachlor	pg/g_{lipid}	13	1	8%	786	786	NA	NA	NA
Pesticides	Heptachlor epoxide	pg/g_{lipid}	13	13	100%	4820	52786	28529	28000	15500
Pesticides	Hexachlorobenzene	pg/g_{lipid}	13	13	100%	4330	100641	43382	38500	24500
Pesticides	Mirex	pg/g_{lipid}	13	12	92%	1160	22207	9110	10900	7150
Pesticides	Oxychlordane	pg/g_{lipid}	13	12	92%	2940	45172	20151	19900	11000
Pesticides	Total Alpha + Gamma Chlordane	pg/g_{lipid}	13	13	100%	33500	506000	202000	204000	128000
Pesticides	Total DDT (2,4 & 4,4)	pg/g_{lipid}	13	13	100%	259000	4670000	1520000	1540000	1110000
Pesticides	Total DDT (2,4)	pg/g_{lipid}	13	13	100%	14600	203000	86700	86300	53200
Pesticides	Total DDT (4,4)	pg/g_{lipid}	13	13	100%	244000	4550000	1400000	1450000	1080000
Pesticides	Trans-chlordane	pg/g_{lipid}	13	13	100%	9840	169286	56618	62700	42300
Pesticides	Trans-nonachlor	pg/g_{lipid}	13	13	100%	25500	424138	166667	163000	100000
Semivolatiles	1-Methylnaphthalene	ug/kg_{lipid}	13	3	23%	57.0	1833	363	751	950
Semivolatiles	2-Methylnaphthalene	ug/kg_{lipid}	13	3	23%	57.0	3500	350	1300	1910
Semivolatiles	Acenaphthene	ug/kg_{lipid}	13	1	8%	1000	1000	NA	NA	NA
Semivolatiles	Anthracene	ug/kg_{lipid}	13	1	8%	458	458	NA	NA	NA
Semivolatiles	C1-Naphthalenes	ug/kg_{lipid}	13	4	31%	72.0	3500	947	1370	1540
Semivolatiles	C2-Naphthalenes	ug/kg_{lipid}	13	1	8%	1333	1333	NA	NA	NA
Semivolatiles	C3-Naphthalenes	ug/kg_{lipid}	13	1	8%	625	625	NA	NA	NA
Semivolatiles	Fluoranthene	ug/kg_{lipid}	13	2	15%	617	715	666	666	69.8
Semivolatiles	Fluorene	ug/kg_{lipid}	13	1	8%	917	917	NA	NA	NA
Semivolatiles	Naphthalene	ug/kg_{lipid}	13	4	31%	64.0	15000	2847	5190	6950
Semivolatiles	Phenanthrene	ug/kg_{lipid}	13	1	8%	1667	1667	NA	NA	NA
Semivolatiles	Pyrene	ug/kg_{lipid}	13	2	15%	467	1308	887	887	595
Semivolatiles	Total HMW PAHs	ug/kg_{lipid}	13	2	15%	1080	2020	1550	1550	665
Semivolatiles	Total LMW PAHs	ug/kg_{lipid}	13	4	31%	121	22500	3022	7170	10500
Semivolatiles	Total PAHs	ug/kg_{lipid}	13	5	38%	121	23600	2020	6360	9840
SOUTH ZONE										
Aroclor PCBs	Aroclor 1254	ug/kg_{lipid}	2	1	50%	140000	140000	NA	NA	NA
Aroclor PCBs	Aroclor 1260	ug/kg_{lipid}	2	1	50%	2273	2273	NA	NA	NA
Aroclor PCBs	Aroclor 1268	ug/kg_{lipid}	2	1	50%	1455	1455	NA	NA	NA
Aroclor PCBs	Total Aroclor PCBs (Sum Of 7 Aroclors)	ug/kg_{lipid}	2	2	100%	2270	140000	71135	71100	97400
Aroclor PCBs	Total Aroclor PCBs (Sum Of 9 Aroclors)	ug/kg_{lipid}	2	2	100%	3730	140000	71865	71900	96400
Dioxins/Furans	1,2,3,4,6,7,8-HpCDD	ng/kg_{lipid}	2	2	100%	6.87	80.4	43.6	43.6	52
Dioxins/Furans	1,2,3,4,6,7,8-HpCDF	ng/kg_{lipid}	2	2	100%	35.8	584	310	310	388
Dioxins/Furans	1,2,3,4,7,8,9-HpCDF	ng/kg_{lipid}	2	2	100%	8.64	74.7	41.7	41.7	46.7
Dioxins/Furans	1,2,3,4,7,8-HxCDD	ng/kg_{lipid}	2	2	100%	4.31	46.4	25.4	25.4	29.8
Dioxins/Furans	1,2,3,4,7,8-HxCDF	ng/kg_{lipid}	2	1	50%	8.97	8.97	NA	NA	NA
Dioxins/Furans	1,2,3,6,7,8-HxCDD	ng/kg_{lipid}	2	2	100%	11.4	73.8	42.6	42.6	44.2
Dioxins/Furans	1,2,3,6,7,8-HxCDF	ng/kg_{lipid}	2	2	100%	13.6	67.5	40.6	40.6	38.1
Dioxins/Furans	1,2,3,7,8,9-HxCDD	ng/kg_{lipid}	2	1	50%	6.55	6.55	NA	NA	NA
Dioxins/Furans	1,2,3,7,8,9-HxCDF	ng/kg_{lipid}	2	1	50%	4.47	4.47	NA	NA	NA
Dioxins/Furans	1,2,3,7,8-PCDD	ng/kg_{lipid}	2	2	100%	38.7	117	77.9	77.9	55.3
Dioxins/Furans	1,2,3,7,8-PCDF	ng/kg_{lipid}	2	2	100%	39.3	219	129	129	127

Table 3-44
Statistical Summary of Detected Analytes by Zone - Bluefish (Fillet) - Lipid Normalized

Parameter Group	Analyte	Units	Number of Valid Results[1]	Number of Detects	Detection Frequency	Minimum Detect	Maximum Detect	Median Value	Mean of Detects	Standard Deviation
Dioxins/Furans	2,3,4,6,7,8-HxCDF	ng/kg_{lipid}	2	1	50%	4.01	4.01	NA	NA	NA
Dioxins/Furans	2,3,4,7,8-PCDF	ng/kg_{lipid}	2	2	100%	46.6	506	276	276	325
Dioxins/Furans	2,3,7,8-TCDD	ng/kg_{lipid}	2	2	100%	59.3	328	194	194	190
Dioxins/Furans	2,3,7,8-TCDF	ng/kg_{lipid}	2	1	50%	32.3	32.3	NA	NA	NA
Dioxins/Furans	OCDD	ng/kg_{lipid}	2	2	100%	15.8	178	96.9	96.9	115
Dioxins/Furans	OCDF	ng/kg_{lipid}	2	1	50%	61.7	61.7	NA	NA	NA
PCB Congeners	PCB-1	ng/kg_{lipid}	2	2	100%	3264	11000	7132	7130	5470
PCB Congeners	PCB-10	ng/kg_{lipid}	2	2	100%	3655	10200	6927	6930	4630
PCB Congeners	PCB-103	ng/kg_{lipid}	2	2	100%	8236	157000	82618	82600	105000
PCB Congeners	PCB-104	ng/kg_{lipid}	2	2	100%	737	2570	1654	1650	1300
PCB Congeners	PCB-105	ng/kg_{lipid}	2	2	100%	112727	2150000	1131364	1130000	1440000
PCB Congeners	PCB-107	ng/kg_{lipid}	2	2	100%	61182	869000	465091	465000	571000
PCB Congeners	PCB-108/124	ng/kg_{lipid}	2	2	100%	10818	93200	52009	52000	58300
PCB Congeners	PCB-110/115	ng/kg_{lipid}	2	2	100%	259091	7310000	3784545	3780000	4990000
PCB Congeners	PCB-111	ng/kg_{lipid}	2	2	100%	2573	39600	21086	21100	26200
PCB Congeners	PCB-114	ng/kg_{lipid}	2	2	100%	6491	140000	73245	73200	94400
PCB Congeners	PCB-118	ng/kg_{lipid}	2	2	100%	497273	9090000	4793636	4790000	6080000
PCB Congeners	PCB-12/13	ng/kg_{lipid}	2	1	50%	353	353	NA	NA	NA
PCB Congeners	PCB-120	ng/kg_{lipid}	2	2	100%	10818	174000	92409	92400	115000
PCB Congeners	PCB-121	ng/kg_{lipid}	2	2	100%	689	11900	6295	6290	7930
PCB Congeners	PCB-122	ng/kg_{lipid}	2	2	100%	2509	12400	7455	7450	6990
PCB Congeners	PCB-123	ng/kg_{lipid}	2	2	100%	6227	107000	56614	56600	71300
PCB Congeners	PCB-127	ng/kg_{lipid}	2	2	100%	636	8510	4573	4570	5570
PCB Congeners	PCB-128/166	ng/kg_{lipid}	2	2	100%	82273	1630000	856136	856000	1090000
PCB Congeners	PCB-129/138/163	ng/kg_{lipid}	2	2	100%	743636	16900000	8821818	8820000	11400000
PCB Congeners	PCB-130	ng/kg_{lipid}	2	2	100%	38273	897000	467636	468000	607000
PCB Congeners	PCB-131	ng/kg_{lipid}	2	2	100%	2945	70300	36623	36600	47600
PCB Congeners	PCB-132	ng/kg_{lipid}	2	2	100%	77545	1850000	963773	964000	1250000
PCB Congeners	PCB-133	ng/kg_{lipid}	2	2	100%	35818	439000	237409	237000	285000
PCB Congeners	PCB-134	ng/kg_{lipid}	2	2	100%	17727	474000	245864	246000	323000
PCB Congeners	PCB-135/151	ng/kg_{lipid}	2	2	100%	170000	3270000	1720000	1720000	2190000
PCB Congeners	PCB-136	ng/kg_{lipid}	2	2	100%	32636	569000	300818	301000	379000
PCB Congeners	PCB-137	ng/kg_{lipid}	2	2	100%	19818	488000	253909	254000	331000
PCB Congeners	PCB-139/140	ng/kg_{lipid}	2	2	100%	10818	216000	113409	113000	145000
PCB Congeners	PCB-141	ng/kg_{lipid}	2	2	100%	49636	1010000	529818	530000	679000
PCB Congeners	PCB-144	ng/kg_{lipid}	2	2	100%	15455	282000	148727	149000	188000
PCB Congeners	PCB-146	ng/kg_{lipid}	2	2	100%	201818	3770000	1985909	1990000	2520000
PCB Congeners	PCB-147/149	ng/kg_{lipid}	2	2	100%	317273	7390000	3853636	3850000	5000000
PCB Congeners	PCB-148	ng/kg_{lipid}	2	2	100%	13182	109000	61091	61100	67800
PCB Congeners	PCB-15	ng/kg_{lipid}	2	2	100%	927	6320	3624	3620	3810
PCB Congeners	PCB-150	ng/kg_{lipid}	2	2	100%	5955	56000	30977	31000	35400
PCB Congeners	PCB-152	ng/kg_{lipid}	2	2	100%	405	3590	1998	2000	2250
PCB Congeners	PCB-153/168	ng/kg_{lipid}	2	2	100%	1018182	19900000	10459091	10500000	13400000
PCB Congeners	PCB-154	ng/kg_{lipid}	2	2	100%	66455	586000	326227	326000	367000
PCB Congeners	PCB-155	ng/kg_{lipid}	2	2	100%	8736	75800	42268	42300	47400
PCB Congeners	PCB-156/157	ng/kg_{lipid}	2	2	100%	63182	1010000	536591	537000	670000
PCB Congeners	PCB-158	ng/kg_{lipid}	2	2	100%	38455	871000	454727	455000	589000
PCB Congeners	PCB-159	ng/kg_{lipid}	2	2	100%	239	2340	1290	1290	1490
PCB Congeners	PCB-16	ng/kg_{lipid}	2	2	100%	24636	61100	42868	42900	25800
PCB Congeners	PCB-162	ng/kg_{lipid}	2	2	100%	8209	116000	62105	62100	76200
PCB Congeners	PCB-164	ng/kg_{lipid}	2	2	100%	18182	443000	230591	231000	300000
PCB Congeners	PCB-165	ng/kg_{lipid}	2	2	100%	3064	44100	23582	23600	29000
PCB Congeners	PCB-167	ng/kg_{lipid}	2	2	100%	31909	461000	246455	246000	303000
PCB Congeners	PCB-169	ng/kg_{lipid}	2	1	50%	215	215	NA	NA	NA
PCB Congeners	PCB-17	ng/kg_{lipid}	2	2	100%	38727	107000	72864	72900	48300
PCB Congeners	PCB-170	ng/kg_{lipid}	2	2	100%	105455	2040000	1072727	1070000	1370000

Table 3-44
Statistical Summary of Detected Analytes by Zone - Bluefish (Fillet) - Lipid Normalized

Parameter Group	Analyte	Units	Number of Valid Results[1]	Number of Detects	Detection Frequency	Minimum Detect	Maximum Detect	Median Value	Mean of Detects	Standard Deviation
PCB Congeners	PCB-171/173	ng/kg_{lipid}	2	2	100%	36818	736000	386409	386000	494000
PCB Congeners	PCB-172	ng/kg_{lipid}	2	2	100%	32364	490000	261182	261000	324000
PCB Congeners	PCB-174	ng/kg_{lipid}	2	2	100%	60000	1210000	635000	635000	813000
PCB Congeners	PCB-175	ng/kg_{lipid}	2	2	100%	13455	183000	98227	98200	120000
PCB Congeners	PCB-176	ng/kg_{lipid}	2	2	100%	11818	226000	118909	119000	151000
PCB Congeners	PCB-177	ng/kg_{lipid}	2	2	100%	86818	1890000	988409	988000	1280000
PCB Congeners	PCB-178	ng/kg_{lipid}	2	2	100%	109091	1410000	759545	760000	920000
PCB Congeners	PCB-179	ng/kg_{lipid}	2	2	100%	49545	926000	487773	488000	620000
PCB Congeners	PCB-18/30	ng/kg_{lipid}	2	2	100%	67909	185000	126455	126000	82800
PCB Congeners	PCB-180/193	ng/kg_{lipid}	2	2	100%	322727	6580000	3451364	3450000	4420000
PCB Congeners	PCB-181	ng/kg_{lipid}	2	2	100%	1282	20400	10841	10800	13500
PCB Congeners	PCB-182	ng/kg_{lipid}	2	2	100%	5773	47800	26786	26800	29700
PCB Congeners	PCB-183/185	ng/kg_{lipid}	2	2	100%	162727	2420000	1291364	1290000	1600000
PCB Congeners	PCB-184	ng/kg_{lipid}	2	2	100%	3591	22500	13045	13000	13400
PCB Congeners	PCB-187	ng/kg_{lipid}	2	2	100%	576364	8120000	4348182	4350000	5330000
PCB Congeners	PCB-188	ng/kg_{lipid}	2	2	100%	27091	106000	66545	66500	55800
PCB Congeners	PCB-189	ng/kg_{lipid}	2	2	100%	7000	83800	45400	45400	54300
PCB Congeners	PCB-19	ng/kg_{lipid}	2	2	100%	26455	76200	51327	51300	35200
PCB Congeners	PCB-190	ng/kg_{lipid}	2	2	100%	21091	415000	218045	218000	279000
PCB Congeners	PCB-191	ng/kg_{lipid}	2	2	100%	4745	94500	49623	49600	63500
PCB Congeners	PCB-194	ng/kg_{lipid}	2	2	100%	151818	1150000	650909	651000	706000
PCB Congeners	PCB-195	ng/kg_{lipid}	2	2	100%	22727	337000	179864	180000	222000
PCB Congeners	PCB-196	ng/kg_{lipid}	2	2	100%	125455	807000	466227	466000	482000
PCB Congeners	PCB-197/200	ng/kg_{lipid}	2	2	100%	24636	188000	106318	106000	116000
PCB Congeners	PCB-198/199	ng/kg_{lipid}	2	2	100%	419091	2440000	1429545	1430000	1430000
PCB Congeners	PCB-2	ng/kg_{lipid}	2	1	50%	91.8	91.8	NA	NA	NA
PCB Congeners	PCB-20/28	ng/kg_{lipid}	2	2	100%	128182	508000	318091	318000	269000
PCB Congeners	PCB-201	ng/kg_{lipid}	2	2	100%	70000	410000	240000	240000	240000
PCB Congeners	PCB-202	ng/kg_{lipid}	2	2	100%	239091	1580000	909545	910000	948000
PCB Congeners	PCB-203	ng/kg_{lipid}	2	2	100%	238182	1330000	784091	784000	772000
PCB Congeners	PCB-204	ng/kg_{lipid}	2	2	100%	1118	4140	2629	2630	2140
PCB Congeners	PCB-205	ng/kg_{lipid}	2	2	100%	4109	53300	28705	28700	34800
PCB Congeners	PCB-206	ng/kg_{lipid}	2	2	100%	575455	1380000	977727	978000	569000
PCB Congeners	PCB-207	ng/kg_{lipid}	2	2	100%	59182	154000	106591	107000	67000
PCB Congeners	PCB-208	ng/kg_{lipid}	2	2	100%	219091	789000	504045	504000	403000
PCB Congeners	PCB-209	ng/kg_{lipid}	2	2	100%	190000	610000	400000	400000	297000
PCB Congeners	PCB-21/33	ng/kg_{lipid}	2	2	100%	22636	52700	37668	37700	21300
PCB Congeners	PCB-22	ng/kg_{lipid}	2	2	100%	26000	75700	50850	50900	35100
PCB Congeners	PCB-23	ng/kg_{lipid}	2	1	50%	99.1	99.1	NA	NA	NA
PCB Congeners	PCB-25	ng/kg_{lipid}	2	2	100%	12364	25800	19082	19100	9500
PCB Congeners	PCB-26/29	ng/kg_{lipid}	2	2	100%	27273	87300	57286	57300	42400
PCB Congeners	PCB-27	ng/kg_{lipid}	2	2	100%	13182	31800	22491	22500	13200
PCB Congeners	PCB-3	ng/kg_{lipid}	2	2	100%	133	1280	706	706	811
PCB Congeners	PCB-31	ng/kg_{lipid}	2	2	100%	67091	179000	123045	123000	79100
PCB Congeners	PCB-32	ng/kg_{lipid}	2	2	100%	37455	120000	78727	78700	58400
PCB Congeners	PCB-34	ng/kg_{lipid}	2	2	100%	1109	3230	2170	2170	1500
PCB Congeners	PCB-37	ng/kg_{lipid}	2	2	100%	2664	17200	9932	9930	10300
PCB Congeners	PCB-38	ng/kg_{lipid}	2	2	100%	208	2290	1249	1250	1470
PCB Congeners	PCB-39	ng/kg_{lipid}	2	2	100%	538	932	735	735	278
PCB Congeners	PCB-4	ng/kg_{lipid}	2	2	100%	43909	125000	84455	84500	57300
PCB Congeners	PCB-40/71	ng/kg_{lipid}	2	2	100%	70000	280000	175000	175000	148000
PCB Congeners	PCB-41	ng/kg_{lipid}	2	2	100%	5045	10900	7973	7970	4140
PCB Congeners	PCB-42	ng/kg_{lipid}	2	2	100%	50182	549000	299591	300000	353000
PCB Congeners	PCB-43	ng/kg_{lipid}	2	2	100%	7109	36300	21705	21700	20600
PCB Congeners	PCB-44/47/65	ng/kg_{lipid}	2	2	100%	195455	2640000	1417727	1420000	1730000
PCB Congeners	PCB-45	ng/kg_{lipid}	1	1	50%	19909	19909	NA	NA	NA

Table 3-44
Statistical Summary of Detected Analytes by Zone - Bluefish (Fillet) - Lipid Normalized

Parameter Group	Analyte	Units	Number of Valid Results[1]	Number of Detects	Detection Frequency	Minimum Detect	Maximum Detect	Median Value	Mean of Detects	Standard Deviation
PCB Congeners	PCB-46	ng/kg_{lipid}	2	2	100%	7782	21000	14391	14400	9350
PCB Congeners	PCB-48	ng/kg_{lipid}	2	2	100%	22091	41700	31895	31900	13900
PCB Congeners	PCB-49/69	ng/kg_{lipid}	2	2	100%	146364	1830000	988182	988000	1190000
PCB Congeners	PCB-5	ng/kg_{lipid}	2	2	100%	235	837	536	536	426
PCB Congeners	PCB-50/53	ng/kg_{lipid}	2	2	100%	30364	88500	59432	59400	41100
PCB Congeners	PCB-51	ng/kg_{lipid}	2	2	100%	16273	54100	35186	35200	26700
PCB Congeners	PCB-52	ng/kg_{lipid}	2	2	100%	224545	3290000	1757273	1760000	2170000
PCB Congeners	PCB-54	ng/kg_{lipid}	2	1	50%	2464	2464	NA	NA	NA
PCB Congeners	PCB-56	ng/kg_{lipid}	2	2	100%	43273	139000	91136	91100	67700
PCB Congeners	PCB-57	ng/kg_{lipid}	2	2	100%	909	7840	4375	4370	4900
PCB Congeners	PCB-58	ng/kg_{lipid}	2	2	100%	1264	17200	9232	9230	11300
PCB Congeners	PCB-6	ng/kg_{lipid}	2	2	100%	5245	12400	8823	8820	5060
PCB Congeners	PCB-60	ng/kg_{lipid}	2	2	100%	21818	296000	158909	159000	194000
PCB Congeners	PCB-61/70/74/76	ng/kg_{lipid}	2	2	100%	220909	2050000	1135455	1140000	1290000
PCB Congeners	PCB-62/75	ng/kg_{lipid}	2	2	100%	17364	257000	137182	137000	169000
PCB Congeners	PCB-63	ng/kg_{lipid}	2	2	100%	9364	153000	81182	81200	102000
PCB Congeners	PCB-64	ng/kg_{lipid}	2	2	100%	65273	1150000	607636	608000	767000
PCB Congeners	PCB-66	ng/kg_{lipid}	2	2	100%	149091	2420000	1284545	1280000	1610000
PCB Congeners	PCB-67	ng/kg_{lipid}	2	2	100%	4482	23300	13891	13900	13300
PCB Congeners	PCB-68	ng/kg_{lipid}	2	2	100%	4291	59300	31795	31800	38900
PCB Congeners	PCB-7	ng/kg_{lipid}	2	2	100%	588	2380	1484	1480	1270
PCB Congeners	PCB-72	ng/kg_{lipid}	2	2	100%	5600	83200	44400	44400	54900
PCB Congeners	PCB-73	ng/kg_{lipid}	2	1	50%	669	669	NA	NA	NA
PCB Congeners	PCB-77	ng/kg_{lipid}	2	2	100%	6245	26000	16123	16100	14000
PCB Congeners	PCB-79	ng/kg_{lipid}	2	2	100%	2409	41200	21805	21800	27400
PCB Congeners	PCB-8	ng/kg_{lipid}	2	2	100%	15273	46400	30836	30800	22000
PCB Congeners	PCB-82	ng/kg_{lipid}	2	2	100%	18545	448000	233273	233000	304000
PCB Congeners	PCB-83	ng/kg_{lipid}	2	2	100%	12909	351000	181955	182000	239000
PCB Congeners	PCB-84	ng/kg_{lipid}	2	2	100%	38364	614000	326182	326000	407000
PCB Congeners	PCB-85/116/117	ng/kg_{lipid}	2	2	100%	58364	1670000	864182	864000	1140000
PCB Congeners	PCB-86/87/97/109/119/125	ng/kg_{lipid}	2	2	100%	160909	3750000	1955455	1960000	2540000
PCB Congeners	PCB-89	ng/kg_{lipid}	2	2	100%	1527	8840	5184	5180	5170
PCB Congeners	PCB-9	ng/kg_{lipid}	2	2	100%	1336	3580	2458	2460	1590
PCB Congeners	PCB-90/101/113	ng/kg_{lipid}	2	2	100%	370000	8470000	4420000	4420000	5730000
PCB Congeners	PCB-91	ng/kg_{lipid}	2	2	100%	49455	1040000	544727	545000	700000
PCB Congeners	PCB-92	ng/kg_{lipid}	2	2	100%	73455	1920000	996727	997000	1310000
PCB Congeners	PCB-93/100	ng/kg_{lipid}	2	2	100%	15000	214000	114500	115000	141000
PCB Congeners	PCB-94	ng/kg_{lipid}	2	2	100%	2282	18000	10141	10100	11100
PCB Congeners	PCB-95	ng/kg_{lipid}	2	2	100%	158182	2590000	1374091	1370000	1720000
PCB Congeners	PCB-96	ng/kg_{lipid}	2	2	100%	1709	13700	7705	7700	8480
PCB Congeners	PCB-98/102	ng/kg_{lipid}	2	2	100%	9727	94500	52114	52100	59900
PCB Congeners	PCB-99	ng/kg_{lipid}	2	2	100%	347273	7610000	3978636	3980000	5140000
PCB Congeners	Total PCB Congeners (209)	ng/kg_{lipid}	2	2	100%	11300000	167000000	89150000	89200000	110000000
Pesticides	2,4'-DDD	pg/g_{lipid}	2	2	100%	40000	342000	191000	191000	214000
Pesticides	2,4'-DDE	pg/g_{lipid}	2	2	100%	68455	3050000	1559227	1560000	2110000
Pesticides	2,4'-DDT	pg/g_{lipid}	2	2	100%	9636	637000	323318	323000	444000
Pesticides	4,4'-DDD	pg/g_{lipid}	2	2	100%	323636	22400000	11361818	11400000	15600000
Pesticides	4,4'-DDE	pg/g_{lipid}	2	2	100%	1227273	69500000	35363636	35400000	48300000
Pesticides	4,4'-DDT	pg/g_{lipid}	2	2	100%	43727	68800000	34421864	34400000	48600000
Pesticides	Aldrin	pg/g_{lipid}	2	1	50%	741	741	NA	NA	NA
Pesticides	Alpha BHC	pg/g_{lipid}	2	1	50%	2618	2618	NA	NA	NA
Pesticides	Beta BHC	pg/g_{lipid}	2	2	100%	3336	9910	6623	6620	4650
Pesticides	cis-Chlordane	pg/g_{lipid}	2	2	100%	155455	2170000	1162727	1160000	1420000
Pesticides	cis-Nonachlor	pg/g_{lipid}	2	2	100%	70091	1860000	965045	965000	1270000
Pesticides	Delta BHC	pg/g_{lipid}	2	1	50%	435	435	NA	NA	NA
Pesticides	Dieldrin	pg/g_{lipid}	2	2	100%	138182	663000	400591	401000	371000

Table 3-44
Statistical Summary of Detected Analytes by Zone - Bluefish (Fillet) - Lipid Normalized

Parameter Group	Analyte	Units	Number of Valid Results[1]	Number of Detects	Detection Frequency	Minimum Detect	Maximum Detect	Median Value	Mean of Detects	Standard Deviation
Pesticides	Endosulfan sulfate	pg/g_{lipid}	2	1	50%	3009	3009	NA	NA	NA
Pesticides	Endrin	pg/g_{lipid}	2	1	50%	1455	1455	NA	NA	NA
Pesticides	Gamma BHC (Lindane)	pg/g_{lipid}	2	2	100%	2182	8600	5391	5390	4540
Pesticides	Heptachlor epoxide	pg/g_{lipid}	2	2	100%	43727	153000	98364	98400	77300
Pesticides	Hexachlorobenzene	pg/g_{lipid}	2	2	100%	49182	259000	154091	154000	148000
Pesticides	Mirex	pg/g_{lipid}	2	2	100%	19545	171000	95273	95300	107000
Pesticides	Oxychlordane	pg/g_{lipid}	2	2	100%	17909	438000	227955	228000	297000
Pesticides	Total Alpha + Gamma Chlordane	pg/g_{lipid}	2	2	100%	237000	2910000	1573500	1570000	1890000
Pesticides	Total DDT (2,4 & 4,4)	pg/g_{lipid}	2	2	100%	1710000	165000000	83355000	83400000	115000000
Pesticides	Total DDT (2,4)	pg/g_{lipid}	2	2	100%	118000	4030000	2074000	2070000	2770000
Pesticides	Total DDT (4,4)	pg/g_{lipid}	2	2	100%	1590000	161000000	81295000	81300000	113000000
Pesticides	Trans-chlordane	pg/g_{lipid}	2	2	100%	81364	739000	410182	410000	465000
Pesticides	Trans-nonachlor	pg/g_{lipid}	2	2	100%	170909	3330000	1750455	1750000	2230000

Footnotes:
[1]Valid results are results that were found to be valid as a result of data validation. Only valid data are used in statistical analyses. Additional details regarding rejected data are provided in Appendix E of this report.

Notes:
1. Only detected values were included in the calculation of totals.
2. Non-detect ("U" qualified) data were excluded from the statistical analysis.

DDD = dichlorodiphenyldichloroethane
DDE = dichlorodiphenyldichloroethylene
DDT = dichlorodiphenyltrichloroethane
HMW = high molecular weight
LMW = low molecular weight
PAH = polycyclic aromatic hydrocarbon
PCB = polychlorinated biphenyl
NA = not applicable

% = percent
mg/kg = milligrams per kilogram
ng/g = nanograms per gram
ng/kg = nanograms per kilogram
pg/g = picograms per gram
ug/kg = micrograms per kilogram

Table 3-45
Statistical Summary of Detected Analytes - Striped Bass (Fillet) - Lipid Normalized

Parameter Group	Analyte	Units	Number of Valid Results[1]	Number of Detects	Detection Frequency	Minimum Detect	Maximum Detect	Median Value	Mean of Detects	Standard Deviation
Aroclor PCBs	Aroclor 1248	ug/kg_{lipid}	18	13	72%	526	27678	2989	6420	7880
Aroclor PCBs	Aroclor 1254	ug/kg_{lipid}	18	18	100%	1698	21429	4508	7420	6840
Aroclor PCBs	Aroclor 1260	ug/kg_{lipid}	18	16	89%	474	8520	1406	2660	2640
Aroclor PCBs	Total Aroclor PCBs (Sum Of 7 Aroclors)	ug/kg_{lipid}	18	18	100%	2400	47950	8300	14400	15200
Aroclor PCBs	Total Aroclor PCBs (Sum Of 9 Aroclors)	ug/kg_{lipid}	18	18	100%	2400	47950	8300	14400	15200
Butyltins	Dibutyltin	ug/kg_{lipid}	18	1	6%	69.8	69.8	NA	NA	NA
Butyltins	Tetra-n-butyltin	ug/kg_{lipid}	18	1	6%	256	256	NA	NA	NA
Butyltins	Tributyltin	ug/kg_{lipid}	18	1	6%	149	149	NA	NA	NA
Dioxins/Furans	1,2,3,4,6,7,8-HpCDD	ng/kg_{lipid}	18	18	100%	1.46	114	4.10	10.7	25.8
Dioxins/Furans	1,2,3,4,6,7,8-HpCDF	ng/kg_{lipid}	18	18	100%	12.2	258	28.9	49.5	57.2
Dioxins/Furans	1,2,3,4,7,8,9-HpCDF	ng/kg_{lipid}	18	9	50%	1.69	6.49	3.28	3.61	1.47
Dioxins/Furans	1,2,3,4,7,8-HxCDD	ng/kg_{lipid}	18	16	89%	1.43	21.9	5.37	7.23	5.96
Dioxins/Furans	1,2,3,4,7,8-HxCDF	ng/kg_{lipid}	18	14	78%	1.04	29.4	3.07	7.13	8.05
Dioxins/Furans	1,2,3,6,7,8-HxCDD	ng/kg_{lipid}	18	18	100%	2.22	13.1	4.05	5.44	3.23
Dioxins/Furans	1,2,3,6,7,8-HxCDF	ng/kg_{lipid}	18	18	100%	2.35	88.0	9.36	17.1	19.9
Dioxins/Furans	1,2,3,7,8,9-HxCDD	ng/kg_{lipid}	18	11	61%	1.07	16.2	1.91	3.88	4.37
Dioxins/Furans	1,2,3,7,8,9-HxCDF	ng/kg_{lipid}	18	18	100%	0.95	15.1	2.85	4.07	3.27
Dioxins/Furans	1,2,3,7,8-PCDD	ng/kg_{lipid}	18	9	50%	7.03	75.2	26.7	33.7	26.3
Dioxins/Furans	1,2,3,7,8-PCDF	ng/kg_{lipid}	18	18	100%	29.2	153	52.0	73.2	41.5
Dioxins/Furans	2,3,4,6,7,8-HxCDF	ng/kg_{lipid}	18	11	61%	0.86	10.2	2.62	3.57	2.88
Dioxins/Furans	2,3,4,7,8-PCDF	ng/kg_{lipid}	18	18	100%	14.4	223	39.7	53.5	50.1
Dioxins/Furans	2,3,7,8-TCDD	ng/kg_{lipid}	18	18	100%	5.38	748	32.0	115	196
Dioxins/Furans	2,3,7,8-TCDF	ng/kg_{lipid}	18	18	100%	18.4	228	57.9	70.9	50.2
Dioxins/Furans	OCDD	ng/kg_{lipid}	18	18	100%	3.33	1335	8.42	83.1	312
Dioxins/Furans	OCDF	ng/kg_{lipid}	18	18	100%	1.61	17.0	3.84	5.95	4.86
PCB Congeners	PCB-1	ng/kg_{lipid}	16	16	89%	293	19389	1053	3150	5140
PCB Congeners	PCB-10	ng/kg_{lipid}	18	18	100%	591	42778	1564	6630	10800
PCB Congeners	PCB-103	ng/kg_{lipid}	18	18	100%	3977	54886	11360	14900	12700
PCB Congeners	PCB-104	ng/kg_{lipid}	18	13	72%	61.6	8034	374	1140	2130
PCB Congeners	PCB-105	ng/kg_{lipid}	17	17	94%	27679	326531	92857	133000	103000
PCB Congeners	PCB-106	ng/kg_{lipid}	18	1	6%	412	412	NA	NA	NA
PCB Congeners	PCB-107	ng/kg_{lipid}	18	18	100%	24186	188846	57621	73100	44800
PCB Congeners	PCB-108/124	ng/kg_{lipid}	18	18	100%	3326	71937	10640	15200	15700
PCB Congeners	PCB-11	ng/kg_{lipid}	18	16	89%	1394	5632	2258	2560	1220
PCB Congeners	PCB-110/115	ng/kg_{lipid}	9	9	50%	85982	981395	196750	379000	342000
PCB Congeners	PCB-111	ng/kg_{lipid}	18	18	100%	1070	5287	2231	2530	1280
PCB Congeners	PCB-112	ng/kg_{lipid}	18	4	22%	411	23256	792	6310	11300
PCB Congeners	PCB-114	ng/kg_{lipid}	18	18	100%	1923	51311	5876	11300	12800
PCB Congeners	PCB-118	ng/kg_{lipid}	18	18	100%	178605	2243732	521286	732000	573000
PCB Congeners	PCB-12/13	ng/kg_{lipid}	18	14	78%	84.2	1722	295	435	421
PCB Congeners	PCB-120	ng/kg_{lipid}	18	18	100%	4628	23333	9838	11300	5610
PCB Congeners	PCB-121	ng/kg_{lipid}	18	18	100%	306	2311	760	1010	620
PCB Congeners	PCB-122	ng/kg_{lipid}	18	17	94%	409	17231	1043	2480	3920
PCB Congeners	PCB-123	ng/kg_{lipid}	18	15	83%	2408	38940	9846	11300	9540
PCB Congeners	PCB-126	ng/kg_{lipid}	17	12	67%	653	7767	1632	2160	2040
PCB Congeners	PCB-127	ng/kg_{lipid}	15	13	72%	206	2559	850	1010	697
PCB Congeners	PCB-128/166	ng/kg_{lipid}	18	18	100%	26512	195598	69143	96900	56800
PCB Congeners	PCB-129/138/163	ng/kg_{lipid}	18	18	100%	288372	1862245	698036	968000	563000
PCB Congeners	PCB-130	ng/kg_{lipid}	18	18	100%	15535	91954	37536	48400	25800
PCB Congeners	PCB-131	ng/kg_{lipid}	18	18	100%	893	16229	3222	4480	3690
PCB Congeners	PCB-132	ng/kg_{lipid}	10	10	56%	25581	373219	58975	112000	106000
PCB Congeners	PCB-133	ng/kg_{lipid}	18	18	100%	10302	52299	22621	27600	13800
PCB Congeners	PCB-134	ng/kg_{lipid}	10	10	56%	6209	58476	14210	21700	16500
PCB Congeners	PCB-135/151	ng/kg_{lipid}	15	15	83%	70000	615527	154750	229000	157000
PCB Congeners	PCB-136	ng/kg_{lipid}	15	15	83%	9558	172593	24143	40800	40500

Table 3-45
Statistical Summary of Detected Analytes - Striped Bass (Fillet) - Lipid Normalized

Parameter Group	Analyte	Units	Number of Valid Results[1]	Number of Detects	Detection Frequency	Minimum Detect	Maximum Detect	Median Value	Mean of Detects	Standard Deviation
PCB Congeners	PCB-137	ng/kg_{lipid}	18	18	100%	6326	77123	16983	28400	22100
PCB Congeners	PCB-139/140	ng/kg_{lipid}	18	18	100%	4279	31600	10694	14800	8890
PCB Congeners	PCB-14	ng/kg_{lipid}	18	1	6%	56.6	56.6	NA	NA	NA
PCB Congeners	PCB-141	ng/kg_{lipid}	18	18	100%	13930	268533	36590	68700	63400
PCB Congeners	PCB-143	ng/kg_{lipid}	10	2	11%	1400	1853	1627	1630	320
PCB Congeners	PCB-144	ng/kg_{lipid}	15	15	83%	5953	79601	14786	22900	19300
PCB Congeners	PCB-145	ng/kg_{lipid}	15	6	33%	38.0	534	117	171	185
PCB Congeners	PCB-146	ng/kg_{lipid}	10	10	56%	80000	389744	170994	216000	117000
PCB Congeners	PCB-147/149	ng/kg_{lipid}	18	18	100%	120930	1152279	316714	430000	274000
PCB Congeners	PCB-148	ng/kg_{lipid}	15	15	83%	1906	17241	7150	7830	4210
PCB Congeners	PCB-15	ng/kg_{lipid}	16	7	39%	451	2168	892	1140	706
PCB Congeners	PCB-150	ng/kg_{lipid}	15	15	83%	1417	9407	3464	4160	2440
PCB Congeners	PCB-152	ng/kg_{lipid}	15	15	83%	80.2	2818	326	500	686
PCB Congeners	PCB-153/168	ng/kg_{lipid}	18	18	100%	388372	2331633	907143	1180000	676000
PCB Congeners	PCB-154	ng/kg_{lipid}	15	15	83%	11500	90000	38500	44400	24100
PCB Congeners	PCB-155	ng/kg_{lipid}	18	18	100%	1603	21714	4243	6350	5060
PCB Congeners	PCB-156/157	ng/kg_{lipid}	18	18	100%	16372	191567	45929	69000	49800
PCB Congeners	PCB-158	ng/kg_{lipid}	18	18	100%	12047	141738	34353	52700	38500
PCB Congeners	PCB-159	ng/kg_{lipid}	18	6	33%	73.0	1398	278	421	489
PCB Congeners	PCB-16	ng/kg_{lipid}	18	18	100%	2044	172479	5984	24800	41700
PCB Congeners	PCB-160	ng/kg_{lipid}	18	2	11%	1386	2009	1698	1700	441
PCB Congeners	PCB-161	ng/kg_{lipid}	10	1	6%	712	712	NA	NA	NA
PCB Congeners	PCB-162	ng/kg_{lipid}	18	18	100%	2372	15373	6395	8110	4460
PCB Congeners	PCB-164	ng/kg_{lipid}	18	18	100%	6070	80584	16201	24600	18800
PCB Congeners	PCB-165	ng/kg_{lipid}	10	10	56%	1328	6026	2286	2670	1450
PCB Congeners	PCB-167	ng/kg_{lipid}	18	18	100%	9326	76040	26919	33900	20500
PCB Congeners	PCB-169	ng/kg_{lipid}	18	4	22%	52.2	202	78.7	103	70.6
PCB Congeners	PCB-17	ng/kg_{lipid}	18	18	100%	4814	397265	14544	61200	97400
PCB Congeners	PCB-170	ng/kg_{lipid}	18	18	100%	29070	295000	82924	126000	83100
PCB Congeners	PCB-171/173	ng/kg_{lipid}	10	10	56%	11953	97436	26455	45700	31600
PCB Congeners	PCB-172	ng/kg_{lipid}	18	18	100%	8116	64558	22657	30400	18800
PCB Congeners	PCB-174	ng/kg_{lipid}	10	10	56%	14674	226510	31410	67200	64800
PCB Congeners	PCB-175	ng/kg_{lipid}	8	8	44%	3558	22194	7620	11200	7810
PCB Congeners	PCB-176	ng/kg_{lipid}	18	18	100%	3326	37382	9882	13800	9280
PCB Congeners	PCB-177	ng/kg_{lipid}	10	10	56%	27907	184615	62850	91800	55900
PCB Congeners	PCB-178	ng/kg_{lipid}	10	10	56%	27209	142051	55591	74300	44000
PCB Congeners	PCB-179	ng/kg_{lipid}	18	18	100%	16256	123960	44589	57500	34200
PCB Congeners	PCB-18/30	ng/kg_{lipid}	18	18	100%	6744	604131	18637	88000	146000
PCB Congeners	PCB-180/193	ng/kg_{lipid}	18	18	100%	91860	885185	261554	393000	263000
PCB Congeners	PCB-181	ng/kg_{lipid}	10	10	56%	298	3904	838	1510	1240
PCB Congeners	PCB-182	ng/kg_{lipid}	10	10	56%	1030	6795	2030	2780	1780
PCB Congeners	PCB-183/185	ng/kg_{lipid}	10	10	56%	40233	304900	90702	152000	108000
PCB Congeners	PCB-184	ng/kg_{lipid}	18	17	94%	436	10154	1761	2540	2290
PCB Congeners	PCB-187	ng/kg_{lipid}	8	8	44%	156977	979082	345964	493000	337000
PCB Congeners	PCB-188	ng/kg_{lipid}	18	18	100%	2589	17154	5808	7610	4480
PCB Congeners	PCB-189	ng/kg_{lipid}	18	18	100%	1577	15077	4213	6020	3920
PCB Congeners	PCB-19	ng/kg_{lipid}	18	18	100%	2016	124501	5393	26000	37400
PCB Congeners	PCB-190	ng/kg_{lipid}	18	18	100%	5628	67949	15415	26500	19300
PCB Congeners	PCB-191	ng/kg_{lipid}	18	18	100%	1272	13630	3663	5650	3880
PCB Congeners	PCB-192	ng/kg_{lipid}	10	1	6%	38.6	38.6	NA	NA	NA
PCB Congeners	PCB-194	ng/kg_{lipid}	18	18	100%	22349	186852	52431	77400	49200
PCB Congeners	PCB-195	ng/kg_{lipid}	18	18	100%	5837	59758	14638	22700	15900
PCB Congeners	PCB-196	ng/kg_{lipid}	18	18	100%	15972	108333	39625	55000	33300
PCB Congeners	PCB-197/200	ng/kg_{lipid}	18	18	100%	4028	26292	10297	13600	7910
PCB Congeners	PCB-198/199	ng/kg_{lipid}	18	18	100%	49767	305128	122778	159000	91100

Table 3-45
Statistical Summary of Detected Analytes - Striped Bass (Fillet) - Lipid Normalized

Parameter Group	Analyte	Units	Number of Valid Results[1]	Number of Detects	Detection Frequency	Minimum Detect	Maximum Detect	Median Value	Mean of Detects	Standard Deviation
PCB Congeners	PCB-2	ng/kg_{lipid}	18	13	72%	46.8	275	76.7	102	64.2
PCB Congeners	PCB-20/28	ng/kg_{lipid}	18	18	100%	21047	2148148	68966	260000	505000
PCB Congeners	PCB-201	ng/kg_{lipid}	18	18	100%	7111	64103	24344	30000	17200
PCB Congeners	PCB-202	ng/kg_{lipid}	18	18	100%	28611	168966	74271	86300	46900
PCB Congeners	PCB-203	ng/kg_{lipid}	18	18	100%	22140	191709	55885	84900	57000
PCB Congeners	PCB-204	ng/kg_{lipid}	18	16	89%	84.2	1064	389	451	280
PCB Congeners	PCB-205	ng/kg_{lipid}	18	18	100%	1091	9566	2571	3820	2530
PCB Congeners	PCB-206	ng/kg_{lipid}	18	18	100%	45116	294872	97063	129000	79200
PCB Congeners	PCB-207	ng/kg_{lipid}	18	18	100%	4250	39744	12431	16700	10500
PCB Congeners	PCB-208	ng/kg_{lipid}	18	18	100%	22556	156410	51762	69100	41800
PCB Congeners	PCB-209	ng/kg_{lipid}	16	16	89%	34884	206780	64696	90900	57600
PCB Congeners	PCB-21/33	ng/kg_{lipid}	18	18	100%	3116	272108	7188	30600	63100
PCB Congeners	PCB-22	ng/kg_{lipid}	18	18	100%	3279	374615	10313	41900	87100
PCB Congeners	PCB-23	ng/kg_{lipid}	18	12	67%	19.4	992	85.8	192	271
PCB Congeners	PCB-24	ng/kg_{lipid}	18	3	17%	115	3720	3233	2360	1960
PCB Congeners	PCB-25	ng/kg_{lipid}	18	18	100%	2372	324544	8204	35200	75000
PCB Congeners	PCB-26/29	ng/kg_{lipid}	18	18	100%	4488	427991	16567	55900	99800
PCB Congeners	PCB-27	ng/kg_{lipid}	18	18	100%	1479	94501	4329	19300	26900
PCB Congeners	PCB-3	ng/kg_{lipid}	15	3	17%	121	501	234	285	195
PCB Congeners	PCB-31	ng/kg_{lipid}	18	18	100%	11186	1267664	38568	143000	294000
PCB Congeners	PCB-32	ng/kg_{lipid}	18	18	100%	4116	303846	12432	47300	73700
PCB Congeners	PCB-34	ng/kg_{lipid}	18	18	100%	240	18647	867	2410	4320
PCB Congeners	PCB-35	ng/kg_{lipid}	18	4	22%	24.1	78.1	27.3	39.2	26
PCB Congeners	PCB-36	ng/kg_{lipid}	18	3	17%	1070	1678	1245	1330	313
PCB Congeners	PCB-37	ng/kg_{lipid}	18	18	100%	805	32969	2223	4530	7570
PCB Congeners	PCB-38	ng/kg_{lipid}	18	13	72%	18.5	1794	101	301	475
PCB Congeners	PCB-39	ng/kg_{lipid}	18	18	100%	135	9960	411	1170	2290
PCB Congeners	PCB-4	ng/kg_{lipid}	18	18	100%	4349	229444	10921	45000	66800
PCB Congeners	PCB-40/71	ng/kg_{lipid}	18	18	100%	18186	951852	67581	148000	223000
PCB Congeners	PCB-41	ng/kg_{lipid}	18	17	94%	693	57279	2150	8250	14000
PCB Congeners	PCB-42	ng/kg_{lipid}	18	18	100%	14488	720513	47481	107000	167000
PCB Congeners	PCB-43	ng/kg_{lipid}	18	18	100%	1698	79103	4913	13100	19100
PCB Congeners	PCB-44/47/65	ng/kg_{lipid}	18	18	100%	56512	2847863	199181	452000	679000
PCB Congeners	PCB-45	ng/kg_{lipid}	18	18	100%	2088	162236	6128	25900	40500
PCB Congeners	PCB-46	ng/kg_{lipid}	18	18	100%	712	68405	2413	9600	16300
PCB Congeners	PCB-48	ng/kg_{lipid}	18	18	100%	5395	322080	13663	43400	75200
PCB Congeners	PCB-49/69	ng/kg_{lipid}	18	18	100%	53256	2215670	185599	384000	525000
PCB Congeners	PCB-5	ng/kg_{lipid}	18	9	50%	20.0	706	83.9	175	220
PCB Congeners	PCB-50/53	ng/kg_{lipid}	18	18	100%	4558	309701	18968	47200	73500
PCB Congeners	PCB-51	ng/kg_{lipid}	18	18	100%	2744	267721	12032	33000	61900
PCB Congeners	PCB-52	ng/kg_{lipid}	18	18	100%	63488	3008120	216681	512000	727000
PCB Congeners	PCB-54	ng/kg_{lipid}	18	15	83%	103	17783	486	2400	4520
PCB Congeners	PCB-55	ng/kg_{lipid}	18	5	28%	332	14887	1377	3880	6170
PCB Congeners	PCB-56	ng/kg_{lipid}	18	18	100%	10000	734758	27259	86500	168000
PCB Congeners	PCB-57	ng/kg_{lipid}	18	18	100%	521	14205	2288	3140	3260
PCB Congeners	PCB-58	ng/kg_{lipid}	18	18	100%	639	14449	1662	2600	3190
PCB Congeners	PCB-6	ng/kg_{lipid}	18	18	100%	477	61396	1337	6930	14400
PCB Congeners	PCB-60	ng/kg_{lipid}	18	18	100%	6395	274188	18092	45300	66000
PCB Congeners	PCB-61/70/74/76	ng/kg_{lipid}	18	18	100%	74186	3908832	197018	501000	897000
PCB Congeners	PCB-62/75	ng/kg_{lipid}	18	18	100%	4442	209330	15830	35300	50500
PCB Congeners	PCB-63	ng/kg_{lipid}	18	18	100%	3929	114074	11508	21300	26800
PCB Congeners	PCB-64	ng/kg_{lipid}	18	18	100%	17116	1000570	55733	144000	235000
PCB Congeners	PCB-66	ng/kg_{lipid}	18	18	100%	58605	2463533	147100	377000	580000
PCB Congeners	PCB-67	ng/kg_{lipid}	18	18	100%	1377	62293	4311	9230	14200
PCB Congeners	PCB-68	ng/kg_{lipid}	18	18	100%	2561	40591	6421	9760	9390

Table 3-45
Statistical Summary of Detected Analytes - Striped Bass (Fillet) - Lipid Normalized

Parameter Group	Analyte	Units	Number of Valid Results[1]	Number of Detects	Detection Frequency	Minimum Detect	Maximum Detect	Median Value	Mean of Detects	Standard Deviation
PCB Congeners	PCB-7	ng/kg_{lipid}	18	16	89%	95.2	4481	354	705	1050
PCB Congeners	PCB-72	ng/kg_{lipid}	18	17	94%	2947	51695	5300	12800	12900
PCB Congeners	PCB-73	ng/kg_{lipid}	18	7	39%	278	3302	1392	1400	1100
PCB Congeners	PCB-77	ng/kg_{lipid}	18	18	100%	3395	87222	7188	14900	20100
PCB Congeners	PCB-79	ng/kg_{lipid}	18	18	100%	1208	17115	3250	4120	3680
PCB Congeners	PCB-8	ng/kg_{lipid}	18	18	100%	1535	105214	4479	15200	25200
PCB Congeners	PCB-80	ng/kg_{lipid}	18	15	83%	95.0	333	143	177	79.1
PCB Congeners	PCB-81	ng/kg_{lipid}	17	7	39%	99.1	1702	385	651	690
PCB Congeners	PCB-82	ng/kg_{lipid}	18	18	100%	6349	181980	14999	34500	41500
PCB Congeners	PCB-83	ng/kg_{lipid}	18	18	100%	4930	82593	11426	20600	19100
PCB Congeners	PCB-84	ng/kg_{lipid}	18	18	100%	9140	354758	27631	62600	83400
PCB Congeners	PCB-85/116/117	ng/kg_{lipid}	18	18	100%	26744	406980	66900	118000	101000
PCB Congeners	PCB-86/87/97/109/119/125	ng/kg_{lipid}	18	18	100%	68140	1266382	191257	302000	288000
PCB Congeners	PCB-88	ng/kg_{lipid}	18	3	17%	1765	36389	4894	14300	19200
PCB Congeners	PCB-89	ng/kg_{lipid}	18	18	100%	333	20026	813	2670	4590
PCB Congeners	PCB-9	ng/kg_{lipid}	18	16	89%	104	7298	401	1100	1790
PCB Congeners	PCB-90/101/113	ng/kg_{lipid}	18	18	100%	163023	2294729	415250	644000	544000
PCB Congeners	PCB-91	ng/kg_{lipid}	16	16	89%	19023	417692	59519	93200	99600
PCB Congeners	PCB-92	ng/kg_{lipid}	18	18	100%	33256	427564	87914	133000	105000
PCB Congeners	PCB-93/100	ng/kg_{lipid}	18	18	100%	4000	116937	14189	23000	27400
PCB Congeners	PCB-94	ng/kg_{lipid}	18	18	100%	449	15242	1168	2470	3510
PCB Congeners	PCB-95	ng/kg_{lipid}	18	18	100%	48605	1161681	156761	246000	272000
PCB Congeners	PCB-96	ng/kg_{lipid}	18	15	83%	253	18181	1318	3190	4640
PCB Congeners	PCB-98/102	ng/kg_{lipid}	18	18	100%	3256	96709	10355	18800	22500
PCB Congeners	PCB-99	ng/kg_{lipid}	18	18	100%	155116	1488034	414929	567000	396000
PCB Congeners	Total PCB Congeners (209)	ng/kg_{lipid}	18	18	100%	3250000	51400000	8340000	13000000	11900000
Pesticides	2,4'-DDD	pg/g_{lipid}	18	18	100%	15889	2395349	76591	252000	550000
Pesticides	2,4'-DDE	pg/g_{lipid}	18	18	100%	7222	923256	31397	114000	218000
Pesticides	2,4'-DDT	pg/g_{lipid}	18	18	100%	2039	194884	9538	20800	44100
Pesticides	4,4'-DDD	pg/g_{lipid}	18	18	100%	100227	9720930	268505	1070000	2270000
Pesticides	4,4'-DDE	pg/g_{lipid}	18	18	100%	295455	9837209	711915	1880000	2430000
Pesticides	4,4'-DDT	pg/g_{lipid}	18	18	100%	16278	953488	46462	111000	216000
Pesticides	Aldrin	pg/g_{lipid}	18	12	67%	76.8	5818	271	840	1620
Pesticides	Alpha BHC	pg/g_{lipid}	18	18	100%	494	2713	1458	1600	618
Pesticides	Beta BHC	pg/g_{lipid}	18	17	94%	328	2648	1120	1140	557
Pesticides	cis-Chlordane	pg/g_{lipid}	18	18	100%	33182	3179345	102447	339000	731000
Pesticides	cis-Nonachlor	pg/g_{lipid}	18	18	100%	26818	857977	61176	141000	198000
Pesticides	Delta BHC	pg/g_{lipid}	18	5	28%	96.6	144	108	115	21.4
Pesticides	Dieldrin	pg/g_{lipid}	18	18	100%	21773	831909	66312	141000	206000
Pesticides	Endosulfan sulfate	pg/g_{lipid}	18	1	6%	2911	2911	NA	NA	NA
Pesticides	Endrin	pg/g_{lipid}	18	10	56%	286	2883	931	1020	772
Pesticides	Gamma BHC (Lindane)	pg/g_{lipid}	18	17	94%	434	2668	1033	1140	556
Pesticides	Heptachlor	pg/g_{lipid}	18	6	33%	176	1044	293	458	359
Pesticides	Heptachlor epoxide	pg/g_{lipid}	18	18	100%	5015	154082	13334	30500	42500
Pesticides	Hexachlorobenzene	pg/g_{lipid}	18	18	100%	7273	78878	19863	26700	20000
Pesticides	Mirex	pg/g_{lipid}	17	17	94%	2261	16327	4594	6230	4090
Pesticides	Oxychlordane	pg/g_{lipid}	18	18	100%	5977	246125	17009	46500	68400
Pesticides	Total Alpha + Gamma Chlordane	pg/g_{lipid}	18	18	100%	38800	3735000	125000	402000	861000
Pesticides	Total DDT (2,4 & 4,4)	pg/g_{lipid}	18	18	100%	456000	24000000	1190000	3440000	5620000
Pesticides	Total DDT (2,4)	pg/g_{lipid}	18	18	100%	25200	3510000	114500	387000	809000
Pesticides	Total DDT (4,4)	pg/g_{lipid}	18	18	100%	412000	20500000	1060000	3060000	4840000
Pesticides	Trans-chlordane	pg/g_{lipid}	18	18	100%	5614	558832	20650	63500	130000
Pesticides	Trans-nonachlor	pg/g_{lipid}	18	18	100%	70682	2124644	151998	344000	485000
Semivolatiles	1-Methylnaphthalene	ug/kg_{lipid}	18	2	11%	262	707	485	485	315
Semivolatiles	2-Methylnaphthalene	ug/kg_{lipid}	18	2	11%	429	1071	750	750	455

Table 3-45
Statistical Summary of Detected Analytes - Striped Bass (Fillet) - Lipid Normalized

Parameter Group	Analyte	Units	Number of Valid Results[1]	Number of Detects	Detection Frequency	Minimum Detect	Maximum Detect	Median Value	Mean of Detects	Standard Deviation
Semivolatiles	Acenaphthene	ug/kg_{lipid}	18	1	6%	167	167	NA	NA	NA
Semivolatiles	C1-Naphthalenes	ug/kg_{lipid}	18	3	17%	130	1143	286	519	546
Semivolatiles	C2-Naphthalenes	ug/kg_{lipid}	18	4	22%	171	786	348	413	285
Semivolatiles	C3-Naphthalenes	ug/kg_{lipid}	18	1	6%	173	173	NA	NA	NA
Semivolatiles	Naphthalene	ug/kg_{lipid}	18	2	11%	190	564	377	377	264
Semivolatiles	Phenanthrene	ug/kg_{lipid}	18	1	6%	551	551	NA	NA	NA
Semivolatiles	Total LMW PAHs	ug/kg_{lipid}	18	4	22%	167	1640	585	744	629
Semivolatiles	Total PAHs	ug/kg_{lipid}	18	4	22%	167	1640	585	744	629

Footnotes:
[1]Valid results are results that were found to be valid as a result of data validation. Only valid data are used in statistical analyses. Additional details regarding rejected data are provided in Appendix E of this report.

Notes:
1. Only detected values were included in the calculation of totals.
2. Non-detect ("U" qualified) data were excluded from the statistical analysis.

DDD = dichlorodiphenyldichloroethane
DDE = dichlorodiphenyldichloroethylene
DDT = dichlorodiphenyltrichloroethane
HMW = high molecular weight
LMW = low molecular weight
PAH = polycyclic aromatic hydrocarbon
PCB = polychlorinated biphenyl
NA = not applicable

% = percent
mg/kg = milligrams per kilogram
ng/g = nanograms per gram
ng/kg = nanograms per kilogram
pg/g = picograms per gram
ug/kg = micrograms per kilogram

Table 3-46
Statistical Summary of Detected Analytes - Summer Flounder (Fillet) - Lipid Normalized

Parameter Group	Analyte	Units	Number of Valid Results[1]	Number of Detects	Detection Frequency	Minimum Detect	Maximum Detect	Median Value	Mean of Detects	Standard Deviation
Aroclor PCBs	Aroclor 1248	ug/kg_{lipid}	18	15	83%	300	27941	7292	8130	6800
Aroclor PCBs	Aroclor 1254	ug/kg_{lipid}	18	18	100%	480	50000	9200	10800	10800
Aroclor PCBs	Aroclor 1260	ug/kg_{lipid}	18	7	39%	1737	30882	3667	7550	10400
Aroclor PCBs	Total Aroclor PCBs (Sum Of 7 Aroclors)	ug/kg_{lipid}	18	18	100%	780	109000	16100	20600	23800
Aroclor PCBs	Total Aroclor PCBs (Sum Of 9 Aroclors)	ug/kg_{lipid}	18	18	100%	780	109000	16100	20600	23800
Butyltins	Tributyltin	ug/kg_{lipid}	18	5	28%	15.5	300	100	136	108
Dioxins/Furans	1,2,3,4,6,7,8-HpCDD	ng/kg_{lipid}	18	18	100%	3.47	136	31.9	45.2	37.8
Dioxins/Furans	1,2,3,4,6,7,8-HpCDF	ng/kg_{lipid}	18	18	100%	3.18	410	51.7	69.4	89.5
Dioxins/Furans	1,2,3,4,7,8,9-HpCDF	ng/kg_{lipid}	18	17	94%	1.27	72.0	9.40	15.3	18.8
Dioxins/Furans	1,2,3,4,7,8-HxCDD	ng/kg_{lipid}	18	16	89%	0.89	54.7	5.85	13.3	15.4
Dioxins/Furans	1,2,3,4,7,8-HxCDF	ng/kg_{lipid}	18	18	100%	2.78	446	47.4	81.8	113
Dioxins/Furans	1,2,3,6,7,8-HxCDD	ng/kg_{lipid}	18	18	100%	2.07	94	24.6	33.7	25.9
Dioxins/Furans	1,2,3,6,7,8-HxCDF	ng/kg_{lipid}	18	18	100%	2.34	157	28.0	39.3	39.5
Dioxins/Furans	1,2,3,7,8,9-HxCDD	ng/kg_{lipid}	18	16	89%	1.12	57.7	10.1	18.4	18.5
Dioxins/Furans	1,2,3,7,8,9-HxCDF	ng/kg_{lipid}	18	18	100%	1.88	90.3	10.2	23.1	27.3
Dioxins/Furans	1,2,3,7,8-PCDD	ng/kg_{lipid}	18	8	44%	3.79	241	46.1	69.6	77.5
Dioxins/Furans	1,2,3,7,8-PCDF	ng/kg_{lipid}	18	17	94%	4.05	105	33.3	45.5	34.5
Dioxins/Furans	2,3,4,6,7,8-HxCDF	ng/kg_{lipid}	18	17	94%	0.56	85.7	8.64	17.4	21.6
Dioxins/Furans	2,3,4,7,8-PCDF	ng/kg_{lipid}	18	18	100%	8.81	410	99.7	120	98.6
Dioxins/Furans	2,3,7,8-TCDD	ng/kg_{lipid}	18	17	94%	34.1	3010	520	783	767
Dioxins/Furans	2,3,7,8-TCDF	ng/kg_{lipid}	18	16	89%	1.78	70.7	25.4	28.1	16.6
Dioxins/Furans	OCDD	ng/kg_{lipid}	18	18	100%	3.07	204	44.2	74.4	60
Dioxins/Furans	OCDF	ng/kg_{lipid}	18	18	100%	1.92	156	17.8	34.5	43.3
PCB Congeners	PCB-1	ng/kg_{lipid}	17	17	94%	307	8130	2908	3240	2060
PCB Congeners	PCB-10	ng/kg_{lipid}	18	18	100%	561	13800	5661	6110	3410
PCB Congeners	PCB-103	ng/kg_{lipid}	18	18	100%	939	60294	9332	12300	13100
PCB Congeners	PCB-104	ng/kg_{lipid}	18	17	94%	99.2	6382	1234	1490	1490
PCB Congeners	PCB-105	ng/kg_{lipid}	17	17	94%	16500	1079412	210227	284000	261000
PCB Congeners	PCB-107	ng/kg_{lipid}	18	18	100%	9270	319118	74047	85000	68000
PCB Congeners	PCB-108/124	ng/kg_{lipid}	18	18	100%	1520	60882	11463	14900	13000
PCB Congeners	PCB-11	ng/kg_{lipid}	18	9	50%	3160	8338	4250	5020	1810
PCB Congeners	PCB-110/115	ng/kg_{lipid}	17	16	89%	33900	2588235	377667	537000	597000
PCB Congeners	PCB-111	ng/kg_{lipid}	18	18	100%	183	9868	1902	2280	2120
PCB Congeners	PCB-112	ng/kg_{lipid}	18	3	17%	717	1622	873	1070	484
PCB Congeners	PCB-114	ng/kg_{lipid}	18	18	100%	1700	90441	19030	24300	20900
PCB Congeners	PCB-118	ng/kg_{lipid}	18	18	100%	81100	4308824	833333	1090000	961000
PCB Congeners	PCB-12/13	ng/kg_{lipid}	18	17	94%	67.2	1445	554	614	351
PCB Congeners	PCB-120	ng/kg_{lipid}	18	18	100%	790	42206	8362	10200	9190
PCB Congeners	PCB-121	ng/kg_{lipid}	18	17	94%	86.9	5618	969	1210	1250
PCB Congeners	PCB-122	ng/kg_{lipid}	18	16	89%	178	6029	1016	1290	1360
PCB Congeners	PCB-123	ng/kg_{lipid}	18	17	94%	952	76324	16122	19300	19000
PCB Congeners	PCB-126	ng/kg_{lipid}	14	11	61%	576	9333	2921	3780	2650
PCB Congeners	PCB-127	ng/kg_{lipid}	17	16	89%	112	5838	994	1360	1380
PCB Congeners	PCB-128/166	ng/kg_{lipid}	18	18	100%	5420	517647	76583	103000	116000
PCB Congeners	PCB-129/138/163	ng/kg_{lipid}	18	18	100%	64200	5544118	807841	1040000	1200000
PCB Congeners	PCB-130	ng/kg_{lipid}	18	18	100%	4820	192647	34014	44900	40700
PCB Congeners	PCB-131	ng/kg_{lipid}	18	17	94%	125	14191	1462	2310	3240
PCB Congeners	PCB-132	ng/kg_{lipid}	18	18	100%	4770	423529	47903	73100	93200
PCB Congeners	PCB-133	ng/kg_{lipid}	18	18	100%	2920	137353	25701	31200	29300
PCB Congeners	PCB-134	ng/kg_{lipid}	18	18	100%	645	58235	7765	10500	12800
PCB Congeners	PCB-135/151	ng/kg_{lipid}	18	18	100%	20400	898529	178500	214000	192000
PCB Congeners	PCB-136	ng/kg_{lipid}	18	18	100%	1910	125000	23172	27300	27100
PCB Congeners	PCB-137	ng/kg_{lipid}	18	18	100%	2710	258824	37898	48500	56600
PCB Congeners	PCB-139/140	ng/kg_{lipid}	18	18	100%	676	94412	12425	16100	21200
PCB Congeners	PCB-14	ng/kg_{lipid}	18	2	11%	1400	1650	1525	1530	177

Table 3-46
Statistical Summary of Detected Analytes - Summer Flounder (Fillet) - Lipid Normalized

Parameter Group	Analyte	Units	Number of Valid Results[1]	Number of Detects	Detection Frequency	Minimum Detect	Maximum Detect	Median Value	Mean of Detects	Standard Deviation
PCB Congeners	PCB-141	ng/kg_{lipid}	18	18	100%	6260	463235	63100	81400	100000
PCB Congeners	PCB-142	ng/kg_{lipid}	18	1	6%	309	309	NA	NA	NA
PCB Congeners	PCB-143	ng/kg_{lipid}	18	1	6%	497	497	NA	NA	NA
PCB Congeners	PCB-144	ng/kg_{lipid}	18	18	100%	1850	112794	17977	22900	24100
PCB Congeners	PCB-145	ng/kg_{lipid}	18	1	6%	415	415	NA	NA	NA
PCB Congeners	PCB-146	ng/kg_{lipid}	18	18	100%	19600	1073529	178995	226000	228000
PCB Congeners	PCB-147/149	ng/kg_{lipid}	18	18	100%	22800	1735294	217833	332000	383000
PCB Congeners	PCB-148	ng/kg_{lipid}	18	18	100%	401	26029	5579	6370	5700
PCB Congeners	PCB-15	ng/kg_{lipid}	18	12	67%	264	10200	2320	3240	2790
PCB Congeners	PCB-150	ng/kg_{lipid}	18	18	100%	160	9515	1592	2350	2130
PCB Congeners	PCB-152	ng/kg_{lipid}	18	12	67%	37.2	2132	438	529	563
PCB Congeners	PCB-153/168	ng/kg_{lipid}	18	18	100%	69500	6882353	969167	1240000	1500000
PCB Congeners	PCB-154	ng/kg_{lipid}	18	18	100%	2390	195588	35648	45500	43900
PCB Congeners	PCB-155	ng/kg_{lipid}	18	18	100%	233	41912	5937	8410	10000
PCB Congeners	PCB-156/157	ng/kg_{lipid}	18	18	100%	9560	461765	91413	114000	100000
PCB Congeners	PCB-158	ng/kg_{lipid}	18	18	100%	2870	426471	55350	73200	95200
PCB Congeners	PCB-159	ng/kg_{lipid}	18	3	17%	19.5	83.7	25.6	42.9	35.4
PCB Congeners	PCB-16	ng/kg_{lipid}	18	18	100%	971	37500	9622	14200	10700
PCB Congeners	PCB-160	ng/kg_{lipid}	18	1	6%	1178	1178	NA	NA	NA
PCB Congeners	PCB-161	ng/kg_{lipid}	18	1	6%	297	297	NA	NA	NA
PCB Congeners	PCB-162	ng/kg_{lipid}	18	18	100%	860	40294	7436	8760	8530
PCB Congeners	PCB-164	ng/kg_{lipid}	18	18	100%	1540	127353	13613	22800	28300
PCB Congeners	PCB-165	ng/kg_{lipid}	18	18	100%	174	10265	1583	2040	2180
PCB Congeners	PCB-167	ng/kg_{lipid}	16	16	89%	4400	186765	40613	48400	42900
PCB Congeners	PCB-169	ng/kg_{lipid}	18	1	6%	20.9	20.9	NA	NA	NA
PCB Congeners	PCB-17	ng/kg_{lipid}	18	18	100%	11100	238235	92433	102000	62200
PCB Congeners	PCB-170	ng/kg_{lipid}	18	18	100%	10900	935294	122561	165000	202000
PCB Congeners	PCB-171/173	ng/kg_{lipid}	14	14	78%	3020	336765	44795	60800	83400
PCB Congeners	PCB-172	ng/kg_{lipid}	18	18	100%	2570	207353	27233	35300	44700
PCB Congeners	PCB-174	ng/kg_{lipid}	18	18	100%	2970	305882	32341	48600	67400
PCB Congeners	PCB-175	ng/kg_{lipid}	14	14	78%	772	56176	8593	11700	13500
PCB Congeners	PCB-176	ng/kg_{lipid}	18	18	100%	544	48676	4861	8020	10700
PCB Congeners	PCB-177	ng/kg_{lipid}	18	18	100%	7940	373529	60429	80000	79900
PCB Congeners	PCB-178	ng/kg_{lipid}	18	18	100%	7030	367647	66694	78000	77800
PCB Congeners	PCB-179	ng/kg_{lipid}	18	18	100%	2130	180882	22449	32400	39500
PCB Congeners	PCB-18/30	ng/kg_{lipid}	18	18	100%	18600	413235	155551	174000	104000
PCB Congeners	PCB-180/193	ng/kg_{lipid}	18	18	100%	35400	3058824	428208	540000	661000
PCB Congeners	PCB-181	ng/kg_{lipid}	9	9	50%	412	12647	1920	2780	3750
PCB Congeners	PCB-182	ng/kg_{lipid}	18	18	100%	133	15294	1986	2520	3330
PCB Congeners	PCB-183/185	ng/kg_{lipid}	14	14	78%	9390	1076471	142939	190000	265000
PCB Congeners	PCB-184	ng/kg_{lipid}	18	18	100%	61.4	7059	1233	1490	1580
PCB Congeners	PCB-187	ng/kg_{lipid}	18	18	100%	39600	2264706	380769	473000	482000
PCB Congeners	PCB-188	ng/kg_{lipid}	18	18	100%	210	16150	3556	5300	5020
PCB Congeners	PCB-189	ng/kg_{lipid}	18	18	100%	606	35000	6139	7670	7550
PCB Congeners	PCB-19	ng/kg_{lipid}	18	18	100%	3460	82206	32822	34400	21600
PCB Congeners	PCB-190	ng/kg_{lipid}	18	18	100%	2220	229412	31058	39600	50000
PCB Congeners	PCB-191	ng/kg_{lipid}	18	18	100%	524	51029	6998	8790	11100
PCB Congeners	PCB-192	ng/kg_{lipid}	18	2	11%	109	447	278	278	239
PCB Congeners	PCB-194	ng/kg_{lipid}	18	18	100%	5510	398529	59282	78100	86800
PCB Congeners	PCB-195	ng/kg_{lipid}	18	18	100%	1520	133676	15695	24200	29400
PCB Congeners	PCB-196	ng/kg_{lipid}	18	18	100%	3130	298529	38861	54400	65700
PCB Congeners	PCB-197/200	ng/kg_{lipid}	18	18	100%	572	48235	6760	9180	10500
PCB Congeners	PCB-198/199	ng/kg_{lipid}	18	18	100%	9950	664706	107617	136000	144000
PCB Congeners	PCB-2	ng/kg_{lipid}	18	15	83%	28.5	1100	305	369	288
PCB Congeners	PCB-20/28	ng/kg_{lipid}	18	18	100%	47300	1590000	390000	536000	453000

Table 3-46
Statistical Summary of Detected Analytes - Summer Flounder (Fillet) - Lipid Normalized

Parameter Group	Analyte	Units	Number of Valid Results[1]	Number of Detects	Detection Frequency	Minimum Detect	Maximum Detect	Median Value	Mean of Detects	Standard Deviation
PCB Congeners	PCB-201	ng/kg_{lipid}	18	18	100%	1340	107500	16520	22300	23600
PCB Congeners	PCB-202	ng/kg_{lipid}	18	18	100%	6620	289706	58635	70200	63100
PCB Congeners	PCB-203	ng/kg_{lipid}	18	18	100%	6540	517647	72547	96600	112000
PCB Congeners	PCB-204	ng/kg_{lipid}	18	2	11%	191	1122	656	656	658
PCB Congeners	PCB-205	ng/kg_{lipid}	18	18	100%	231	17794	2314	3300	3900
PCB Congeners	PCB-206	ng/kg_{lipid}	18	18	100%	4170	275000	52590	64000	61200
PCB Congeners	PCB-207	ng/kg_{lipid}	18	18	100%	455	32059	6291	7690	7180
PCB Congeners	PCB-208	ng/kg_{lipid}	18	18	100%	2550	113529	27427	33000	26700
PCB Congeners	PCB-209	ng/kg_{lipid}	17	17	94%	2110	93000	28600	32100	24200
PCB Congeners	PCB-21/33	ng/kg_{lipid}	18	18	100%	7258	136000	53200	58000	39300
PCB Congeners	PCB-22	ng/kg_{lipid}	18	18	100%	8550	199500	71333	85000	58400
PCB Congeners	PCB-23	ng/kg_{lipid}	18	14	78%	28.0	618	231	242	165
PCB Congeners	PCB-24	ng/kg_{lipid}	18	17	94%	228	6176	2103	2380	1470
PCB Congeners	PCB-25	ng/kg_{lipid}	18	18	100%	3750	64265	28217	27500	15600
PCB Congeners	PCB-26/29	ng/kg_{lipid}	18	18	100%	9050	185294	81500	78300	46300
PCB Congeners	PCB-27	ng/kg_{lipid}	18	18	100%	1820	55441	16750	19700	13100
PCB Congeners	PCB-3	ng/kg_{lipid}	18	7	39%	26.2	1860	308	470	639
PCB Congeners	PCB-31	ng/kg_{lipid}	18	18	100%	30500	614706	254667	265000	159000
PCB Congeners	PCB-32	ng/kg_{lipid}	18	18	100%	9330	220588	74631	85800	55500
PCB Congeners	PCB-34	ng/kg_{lipid}	18	18	100%	319	6559	2605	2570	1670
PCB Congeners	PCB-37	ng/kg_{lipid}	18	18	100%	475	20300	4347	5980	5220
PCB Congeners	PCB-38	ng/kg_{lipid}	18	15	83%	35.5	1603	318	434	405
PCB Congeners	PCB-39	ng/kg_{lipid}	18	18	100%	164	3721	1269	1340	976
PCB Congeners	PCB-4	ng/kg_{lipid}	18	18	100%	4020	96000	39487	42800	24200
PCB Congeners	PCB-40/71	ng/kg_{lipid}	18	18	100%	9500	514706	115167	137000	120000
PCB Congeners	PCB-41	ng/kg_{lipid}	18	18	100%	1060	40147	8737	11200	9320
PCB Congeners	PCB-42	ng/kg_{lipid}	18	18	100%	8060	416176	76500	99400	92200
PCB Congeners	PCB-43	ng/kg_{lipid}	18	18	100%	1380	56029	11277	14400	12600
PCB Congeners	PCB-44/47/65	ng/kg_{lipid}	18	18	100%	31500	2161765	421439	524000	501000
PCB Congeners	PCB-45	ng/kg_{lipid}	18	18	100%	3520	135000	34067	41100	29600
PCB Congeners	PCB-46	ng/kg_{lipid}	18	18	100%	121	5147	1324	1770	1330
PCB Congeners	PCB-48	ng/kg_{lipid}	18	18	100%	5960	202941	48700	58400	46700
PCB Congeners	PCB-49/69	ng/kg_{lipid}	18	18	100%	34700	1911765	348862	443000	411000
PCB Congeners	PCB-5	ng/kg_{lipid}	18	17	94%	35.8	845	277	360	249
PCB Congeners	PCB-50/53	ng/kg_{lipid}	18	18	100%	5820	173529	51733	56100	40400
PCB Congeners	PCB-51	ng/kg_{lipid}	18	18	100%	4402	130441	33369	42000	33400
PCB Congeners	PCB-52	ng/kg_{lipid}	18	18	100%	73600	2632353	682862	744000	552000
PCB Congeners	PCB-54	ng/kg_{lipid}	18	17	94%	531	13868	3897	5250	3920
PCB Congeners	PCB-55	ng/kg_{lipid}	18	4	22%	1044	1966	1590	1550	444
PCB Congeners	PCB-56	ng/kg_{lipid}	18	18	100%	8370	254412	66207	75500	55900
PCB Congeners	PCB-57	ng/kg_{lipid}	18	18	100%	297	8426	2084	2340	1820
PCB Congeners	PCB-58	ng/kg_{lipid}	18	18	100%	166	6676	1392	1660	1460
PCB Congeners	PCB-6	ng/kg_{lipid}	18	18	100%	1050	18400	8173	8490	5250
PCB Congeners	PCB-60	ng/kg_{lipid}	18	18	100%	6380	339706	76958	102000	90900
PCB Congeners	PCB-61/70/74/76	ng/kg_{lipid}	18	18	100%	57600	2779412	572645	725000	617000
PCB Congeners	PCB-62/75	ng/kg_{lipid}	18	18	100%	4180	229412	44033	58000	51300
PCB Congeners	PCB-63	ng/kg_{lipid}	18	18	100%	3550	123382	28983	32700	26000
PCB Congeners	PCB-64	ng/kg_{lipid}	18	18	100%	16000	791176	152434	200000	174000
PCB Congeners	PCB-66	ng/kg_{lipid}	18	18	100%	39100	2764706	536795	674000	684000
PCB Congeners	PCB-67	ng/kg_{lipid}	18	18	100%	792	24265	6504	7050	5110
PCB Congeners	PCB-68	ng/kg_{lipid}	18	18	100%	1070	36029	8167	9760	7760
PCB Congeners	PCB-7	ng/kg_{lipid}	18	18	100%	169	11100	1295	2250	3020
PCB Congeners	PCB-72	ng/kg_{lipid}	18	17	94%	1510	51471	13564	14100	11500
PCB Congeners	PCB-73	ng/kg_{lipid}	18	4	22%	1650	8941	2473	3880	3440
PCB Congeners	PCB-77	ng/kg_{lipid}	18	18	100%	1130	42900	10649	13700	11300

Table 3-46
Statistical Summary of Detected Analytes - Summer Flounder (Fillet) - Lipid Normalized

Parameter Group	Analyte	Units	Number of Valid Results[1]	Number of Detects	Detection Frequency	Minimum Detect	Maximum Detect	Median Value	Mean of Detects	Standard Deviation
PCB Congeners	PCB-79	ng/kg_{lipid}	18	18	100%	188	12353	1827	2610	2700
PCB Congeners	PCB-8	ng/kg_{lipid}	18	18	100%	4230	81000	31767	34300	22300
PCB Congeners	PCB-81	ng/kg_{lipid}	17	13	72%	103	4769	847	1440	1350
PCB Congeners	PCB-82	ng/kg_{lipid}	18	18	100%	992	91324	11450	16600	20400
PCB Congeners	PCB-83	ng/kg_{lipid}	18	12	67%	192	7146	2718	3040	2160
PCB Congeners	PCB-84	ng/kg_{lipid}	18	18	100%	1730	121765	18673	27300	27100
PCB Congeners	PCB-85/116/117	ng/kg_{lipid}	18	18	100%	9460	822059	137576	167000	182000
PCB Congeners	PCB-86/87/97/109/119/125	ng/kg_{lipid}	18	18	100%	17800	1454412	181345	280000	317000
PCB Congeners	PCB-89	ng/kg_{lipid}	18	17	94%	222	11691	2090	2790	2670
PCB Congeners	PCB-9	ng/kg_{lipid}	18	18	100%	278	5330	1943	2230	1400
PCB Congeners	PCB-90/101/113	ng/kg_{lipid}	18	18	100%	44900	3147059	416000	596000	689000
PCB Congeners	PCB-91	ng/kg_{lipid}	18	18	100%	5870	407353	58131	82000	89900
PCB Congeners	PCB-92	ng/kg_{lipid}	18	18	100%	14000	694118	117381	153000	148000
PCB Congeners	PCB-93/100	ng/kg_{lipid}	18	18	100%	1540	182353	27233	36300	42100
PCB Congeners	PCB-94	ng/kg_{lipid}	18	18	100%	138	7426	1399	1920	1790
PCB Congeners	PCB-95	ng/kg_{lipid}	18	18	100%	20900	1254412	211724	266000	267000
PCB Congeners	PCB-96	ng/kg_{lipid}	18	17	94%	210	8618	2080	2460	2030
PCB Congeners	PCB-98/102	ng/kg_{lipid}	18	18	100%	1490	66765	15423	16300	14600
PCB Congeners	PCB-99	ng/kg_{lipid}	18	18	100%	44200	3632353	658288	751000	799000
PCB Congeners	Total PCB Congeners (209)	ng/kg_{lipid}	18	18	100%	1220000	72800000	11750000	16300000	15700000
Pesticides	2,4'-DDD	pg/g_{lipid}	18	18	100%	6454	765000	117567	147000	169000
Pesticides	2,4'-DDE	pg/g_{lipid}	18	18	100%	9190	467500	229069	207000	129000
Pesticides	2,4'-DDT	pg/g_{lipid}	18	14	78%	402	51083	8465	12900	15100
Pesticides	4,4'-DDD	pg/g_{lipid}	18	18	100%	40700	3750000	766735	1030000	975000
Pesticides	4,4'-DDE	pg/g_{lipid}	18	18	100%	71900	5320000	2456031	2590000	1800000
Pesticides	4,4'-DDT	pg/g_{lipid}	18	17	94%	1550	313235	57586	80200	84600
Pesticides	Aldrin	pg/g_{lipid}	18	9	50%	53.9	2345	864	948	663
Pesticides	Alpha BHC	pg/g_{lipid}	18	16	89%	117	7386	1837	2580	2060
Pesticides	Beta BHC	pg/g_{lipid}	18	12	67%	181	3793	1618	1980	1060
Pesticides	cis-Chlordane	pg/g_{lipid}	18	18	100%	12268	542000	269570	251000	173000
Pesticides	cis-Nonachlor	pg/g_{lipid}	18	18	100%	7165	326000	125672	126000	91300
Pesticides	Dieldrin	pg/g_{lipid}	18	18	100%	15670	545000	158959	184000	141000
Pesticides	Endosulfan sulfate	pg/g_{lipid}	18	1	6%	1379	1379	NA	NA	NA
Pesticides	Endrin	pg/g_{lipid}	18	3	17%	1142	1487	1474	1370	196
Pesticides	Gamma BHC (Lindane)	pg/g_{lipid}	18	8	44%	75.9	2397	1060	1150	676
Pesticides	Heptachlor epoxide	pg/g_{lipid}	18	18	100%	3041	132000	38365	45600	36300
Pesticides	Hexachlorobenzene	pg/g_{lipid}	18	18	100%	4216	206000	50794	65900	52800
Pesticides	Mirex	pg/g_{lipid}	15	13	72%	398	11397	6542	6120	3650
Pesticides	Oxychlordane	pg/g_{lipid}	18	18	100%	6443	650000	118141	155000	157000
Pesticides	Total Alpha + Gamma Chlordane	pg/g_{lipid}	18	18	100%	17600	748000	360500	337000	230000
Pesticides	Total DDT (2,4 & 4,4)	pg/g_{lipid}	18	18	100%	136000	10500000	3675000	4060000	3020000
Pesticides	Total DDT (2,4)	pg/g_{lipid}	18	18	100%	21700	1280000	369000	364000	287000
Pesticides	Total DDT (4,4)	pg/g_{lipid}	18	18	100%	114000	9220000	3205000	3690000	2780000
Pesticides	Trans-chlordane	pg/g_{lipid}	18	18	100%	5330	206000	76876	85600	59800
Pesticides	Trans-nonachlor	pg/g_{lipid}	18	18	100%	15670	651000	297564	302000	212000
Semivolatiles	1-Methylnaphthalene	ug/kg_{lipid}	18	2	11%	1053	1538	1296	1300	344
Semivolatiles	2-Methylnaphthalene	ug/kg_{lipid}	18	2	11%	1421	2949	2185	2180	1080
Semivolatiles	Acenaphthene	ug/kg_{lipid}	18	2	11%	1000	1064	1032	1030	45.3
Semivolatiles	Anthracene	ug/kg_{lipid}	18	1	6%	347	347	NA	NA	NA
Semivolatiles	C1-Naphthalenes	ug/kg_{lipid}	18	2	11%	1684	2821	2252	2250	803
Semivolatiles	C1-Phenanthrene/anthracene	ug/kg_{lipid}	18	1	6%	332	332	NA	NA	NA
Semivolatiles	C2-Naphthalenes	ug/kg_{lipid}	18	2	11%	684	1205	945	945	368
Semivolatiles	C3-Naphthalenes	ug/kg_{lipid}	18	1	6%	305	305	NA	NA	NA
Semivolatiles	Fluoranthene	ug/kg_{lipid}	18	1	6%	516	516	NA	NA	NA
Semivolatiles	Fluorene	ug/kg_{lipid}	18	2	11%	789	808	799	799	12.9

Table 3-46
Statistical Summary of Detected Analytes - Summer Flounder (Fillet) - Lipid Normalized

Parameter Group	Analyte	Units	Number of Valid Results[1]	Number of Detects	Detection Frequency	Minimum Detect	Maximum Detect	Median Value	Mean of Detects	Standard Deviation
Semivolatiles	Naphthalene	ug/kg_{lipid}	18	3	17%	2900	12564	3737	6400	5350
Semivolatiles	Phenanthrene	ug/kg_{lipid}	18	2	11%	1282	1684	1483	1480	284
Semivolatiles	Pyrene	ug/kg_{lipid}	18	1	6%	300	300	NA	NA	NA
Semivolatiles	Total HMW PAHs	ug/kg_{lipid}	18	1	6%	816	816	NA	NA	NA
Semivolatiles	Total LMW PAHs	ug/kg_{lipid}	18	3	17%	2900	18700	8980	10200	7970
Semivolatiles	Total PAHs	ug/kg_{lipid}	18	3	17%	2900	18700	9790	10500	7920

Footnotes:
[1]Valid results are results that were found to be valid as a result of data validation. Only valid data are used in statistical analyses. Additional details regarding rejected data are provided in Appendix E of this report.

Notes:
1. Only detected values were included in the calculation of totals.
2. Non-detect ("U" qualified) data were excluded from the statistical analysis.

DDD = dichlorodiphenyldichloroethane
DDE = dichlorodiphenyldichloroethylene
DDT = dichlorodiphenyltrichloroethane
HMW = high molecular weight
LMW = low molecular weight
PAH = polycyclic aromatic hydrocarbon
PCB = polychlorinated biphenyl
NA = not applicable

% = percent
mg/kg = milligrams per kilogram
ng/g = nanograms per gram
ng/kg = nanograms per kilogram
pg/g = picograms per gram
ug/kg = micrograms per kilogram

Table 3-47
Statistical Summary of Detected Analytes by Zone - Summer Flounder (Fillet) - Lipid Normalized

Parameter Group	Analyte	Units	Number of Valid Results[1]	Number of Detects	Detection Frequency	Minimum Detect	Maximum Detect	Median Value	Mean of Detects	Standard Deviation
NORTH ZONE										
Aroclor PCBs	Aroclor 1248	ug/kg_{lipid}	6	4	67%	2841	11333	6452	6770	3550
Aroclor PCBs	Aroclor 1254	ug/kg_{lipid}	6	6	100%	5682	17000	11051	10600	4140
Aroclor PCBs	Aroclor 1260	ug/kg_{lipid}	6	2	33%	2959	3667	3313	3310	500
Aroclor PCBs	Total Aroclor PCBs (Sum Of 7 Aroclors)	ug/kg_{lipid}	6	6	100%	8520	27300	15500	16300	6500
Aroclor PCBs	Total Aroclor PCBs (Sum Of 9 Aroclors)	ug/kg_{lipid}	6	6	100%	8520	27300	15500	16300	6500
Dioxins/Furans	1,2,3,4,6,7,8-HpCDD	ng/kg_{lipid}	6	6	100%	21.4	136	70.0	73.1	49.4
Dioxins/Furans	1,2,3,4,6,7,8-HpCDF	ng/kg_{lipid}	6	6	100%	40.6	410	64.6	121	143
Dioxins/Furans	1,2,3,4,7,8,9-HpCDF	ng/kg_{lipid}	6	5	83%	4.64	49.7	9.40	20	19
Dioxins/Furans	1,2,3,4,7,8-HxCDD	ng/kg_{lipid}	6	4	67%	5.80	39.8	21.5	22.1	14.8
Dioxins/Furans	1,2,3,4,7,8-HxCDF	ng/kg_{lipid}	6	6	100%	41.7	446	78.7	168	169
Dioxins/Furans	1,2,3,6,7,8-HxCDD	ng/kg_{lipid}	6	6	100%	11.8	94.0	38.2	48.6	35
Dioxins/Furans	1,2,3,6,7,8-HxCDF	ng/kg_{lipid}	6	6	100%	19.4	157.00	38.5	65.2	58
Dioxins/Furans	1,2,3,7,8,9-HxCDD	ng/kg_{lipid}	6	5	83%	8.61	57.7	15.9	26.4	21.7
Dioxins/Furans	1,2,3,7,8,9-HxCDF	ng/kg_{lipid}	6	6	100%	6.01	85.6	23.2	33	31.5
Dioxins/Furans	1,2,3,7,8-PCDD	ng/kg_{lipid}	6	2	33%	55.2	241	148	148	131
Dioxins/Furans	1,2,3,7,8-PCDF	ng/kg_{lipid}	6	6	100%	14.8	105	67.5	64	42.1
Dioxins/Furans	2,3,4,6,7,8-HxCDF	ng/kg_{lipid}	6	6	100%	8.03	85.7	11.3	29.5	32.5
Dioxins/Furans	2,3,4,7,8-PCDF	ng/kg_{lipid}	6	6	100%	80.7	410	116	190	142
Dioxins/Furans	2,3,7,8-TCDD	ng/kg_{lipid}	6	6	100%	428	3010	1054	1400	1040
Dioxins/Furans	2,3,7,8-TCDF	ng/kg_{lipid}	6	6	100%	20.7	70.7	25.3	36.4	20.3
Dioxins/Furans	OCDD	ng/kg_{lipid}	6	6	100%	37.4	204	96.4	115	66.8
Dioxins/Furans	OCDF	ng/kg_{lipid}	6	6	100%	10.2	156	21.3	53.4	60.8
PCB Congeners	PCB-1	ng/kg_{lipid}	6	6	100%	1724	8130	3840	4330	2490
PCB Congeners	PCB-10	ng/kg_{lipid}	6	6	100%	4122	13800	6854	7840	3890
PCB Congeners	PCB-103	ng/kg_{lipid}	6	6	100%	7216	17979	12546	12600	3980
PCB Congeners	PCB-104	ng/kg_{lipid}	6	6	100%	642	3021	1771	1850	837
PCB Congeners	PCB-105	ng/kg_{lipid}	6	6	100%	204167	580000	312541	365000	169000
PCB Congeners	PCB-107	ng/kg_{lipid}	6	6	100%	53068	129500	91250	91000	28000
PCB Congeners	PCB-108/124	ng/kg_{lipid}	6	6	100%	5489	19750	14225	14000	5460
PCB Congeners	PCB-11	ng/kg_{lipid}	6	4	67%	3163	6100	4778	4710	1280
PCB Congeners	PCB-110/115	ng/kg_{lipid}	6	6	100%	268182	697917	564031	527000	161000
PCB Congeners	PCB-111	ng/kg_{lipid}	6	6	100%	1878	2990	2479	2500	472
PCB Congeners	PCB-114	ng/kg_{lipid}	6	6	100%	17159	49400	23866	29900	14500
PCB Congeners	PCB-118	ng/kg_{lipid}	6	6	100%	772727	1975000	1201224	1310000	502000
PCB Congeners	PCB-12/13	ng/kg_{lipid}	6	5	83%	345	1445	700	746	421
PCB Congeners	PCB-120	ng/kg_{lipid}	6	6	100%	8745	14200	11394	11400	2590
PCB Congeners	PCB-121	ng/kg_{lipid}	6	5	83%	1037	1980	1235	1400	382
PCB Congeners	PCB-122	ng/kg_{lipid}	6	5	83%	481	1877	1400	1230	653
PCB Congeners	PCB-123	ng/kg_{lipid}	6	6	100%	13104	42300	21042	25800	13000
PCB Congeners	PCB-126	ng/kg_{lipid}	5	3	50%	1659	1878	1830	1790	115
PCB Congeners	PCB-127	ng/kg_{lipid}	6	6	100%	960	2670	1366	1610	692
PCB Congeners	PCB-128/166	ng/kg_{lipid}	6	6	100%	79167	178500	127799	125000	37500
PCB Congeners	PCB-129/138/163	ng/kg_{lipid}	6	6	100%	855682	1425000	1145612	1130000	233000
PCB Congeners	PCB-130	ng/kg_{lipid}	6	6	100%	23750	62000	40114	41900	14300
PCB Congeners	PCB-131	ng/kg_{lipid}	6	5	83%	814	3396	2210	2080	1000
PCB Congeners	PCB-132	ng/kg_{lipid}	6	6	100%	33750	105833	71214	68500	25200
PCB Congeners	PCB-133	ng/kg_{lipid}	6	6	100%	22386	47500	33688	33900	9440
PCB Congeners	PCB-134	ng/kg_{lipid}	6	6	100%	3659	17563	8752	9230	5080
PCB Congeners	PCB-135/151	ng/kg_{lipid}	6	6	100%	88636	314583	202531	203000	78300
PCB Congeners	PCB-136	ng/kg_{lipid}	6	6	100%	11125	46250	27700	28300	11800
PCB Congeners	PCB-137	ng/kg_{lipid}	6	6	100%	36250	76500	47653	53300	17000
PCB Congeners	PCB-139/140	ng/kg_{lipid}	6	6	100%	12583	26750	17875	19300	5620
PCB Congeners	PCB-14	ng/kg_{lipid}	6	2	33%	1400	1650	1525	1530	177
PCB Congeners	PCB-141	ng/kg_{lipid}	6	6	100%	35795	89333	82418	70900	23000

Table 3-47
Statistical Summary of Detected Analytes by Zone - Summer Flounder (Fillet) - Lipid Normalized

Parameter Group	Analyte	Units	Number of Valid Results[1]	Number of Detects	Detection Frequency	Minimum Detect	Maximum Detect	Median Value	Mean of Detects	Standard Deviation
PCB Congeners	PCB-144	ng/kg_{lipid}	6	6	100%	9943	29167	23581	21100	7420
PCB Congeners	PCB-146	ng/kg_{lipid}	6	6	100%	171591	275667	236250	231000	38500
PCB Congeners	PCB-147/149	ng/kg_{lipid}	6	6	100%	176136	462500	324311	321000	112000
PCB Congeners	PCB-148	ng/kg_{lipid}	6	6	100%	5318	10800	7910	7920	1920
PCB Congeners	PCB-15	ng/kg_{lipid}	6	3	50%	3034	10200	5900	6380	3610
PCB Congeners	PCB-150	ng/kg_{lipid}	6	6	100%	1295	3854	2849	2700	1110
PCB Congeners	PCB-152	ng/kg_{lipid}	6	3	50%	434	825	560	606	200
PCB Congeners	PCB-153/168	ng/kg_{lipid}	6	6	100%	1025000	1610000	1400357	1340000	249000
PCB Congeners	PCB-154	ng/kg_{lipid}	6	6	100%	38295	80200	56271	59000	14600
PCB Congeners	PCB-155	ng/kg_{lipid}	6	6	100%	7943	18750	10399	12300	5150
PCB Congeners	PCB-156/157	ng/kg_{lipid}	6	6	100%	81932	194000	119163	129000	46100
PCB Congeners	PCB-158	ng/kg_{lipid}	6	6	100%	50833	116000	86027	86200	24700
PCB Congeners	PCB-16	ng/kg_{lipid}	6	6	100%	8673	31900	17906	18700	10500
PCB Congeners	PCB-162	ng/kg_{lipid}	6	6	100%	6193	12950	8592	8970	2430
PCB Congeners	PCB-164	ng/kg_{lipid}	6	6	100%	11114	31700	22418	21500	8390
PCB Congeners	PCB-165	ng/kg_{lipid}	6	6	100%	1541	2200	2145	2040	254
PCB Congeners	PCB-167	ng/kg_{lipid}	5	5	83%	38333	80500	51667	57400	18300
PCB Congeners	PCB-17	ng/kg_{lipid}	6	6	100%	54388	204500	138500	128000	61800
PCB Congeners	PCB-170	ng/kg_{lipid}	6	6	100%	120455	221500	163000	164000	34800
PCB Congeners	PCB-171/173	ng/kg_{lipid}	5	5	83%	48523	90500	58980	65400	16100
PCB Congeners	PCB-172	ng/kg_{lipid}	6	6	100%	25455	40500	33946	33100	5150
PCB Congeners	PCB-174	ng/kg_{lipid}	6	6	100%	21818	59375	46535	41800	15700
PCB Congeners	PCB-175	ng/kg_{lipid}	5	5	83%	7864	14200	12633	11800	2620
PCB Congeners	PCB-176	ng/kg_{lipid}	6	6	100%	3625	11300	7966	7480	3110
PCB Congeners	PCB-177	ng/kg_{lipid}	6	6	100%	41477	121667	69179	74600	30500
PCB Congeners	PCB-178	ng/kg_{lipid}	6	6	100%	57159	99667	86692	83000	17300
PCB Congeners	PCB-179	ng/kg_{lipid}	6	6	100%	13182	47000	29207	29800	13700
PCB Congeners	PCB-18/30	ng/kg_{lipid}	6	6	100%	97041	310500	240833	215000	95800
PCB Congeners	PCB-180/193	ng/kg_{lipid}	6	6	100%	427083	715000	536769	552000	113000
PCB Congeners	PCB-181	ng/kg_{lipid}	3	3	50%	1920	2367	2010	2100	236
PCB Congeners	PCB-182	ng/kg_{lipid}	6	6	100%	2146	3340	2370	2610	553
PCB Congeners	PCB-183/185	ng/kg_{lipid}	5	5	83%	154545	228000	189333	197000	30200
PCB Congeners	PCB-184	ng/kg_{lipid}	6	6	100%	1330	2810	1602	1910	646
PCB Congeners	PCB-187	ng/kg_{lipid}	6	6	100%	331818	583333	514042	495000	94700
PCB Congeners	PCB-188	ng/kg_{lipid}	6	6	100%	3136	16150	7379	8730	5600
PCB Congeners	PCB-189	ng/kg_{lipid}	6	6	100%	5545	11900	8072	8290	2410
PCB Congeners	PCB-19	ng/kg_{lipid}	6	6	100%	19286	72200	38583	42900	21800
PCB Congeners	PCB-190	ng/kg_{lipid}	6	6	100%	31250	56000	41750	41400	9050
PCB Congeners	PCB-191	ng/kg_{lipid}	6	6	100%	6864	12000	8970	9320	2070
PCB Congeners	PCB-194	ng/kg_{lipid}	6	6	100%	52614	126500	80687	81800	25600
PCB Congeners	PCB-195	ng/kg_{lipid}	6	6	100%	15455	42450	25583	25800	9360
PCB Congeners	PCB-196	ng/kg_{lipid}	6	6	100%	40455	95000	52745	60900	23000
PCB Congeners	PCB-197/200	ng/kg_{lipid}	6	6	100%	6159	12767	9763	9890	2550
PCB Congeners	PCB-198/199	ng/kg_{lipid}	6	6	100%	105833	224500	129735	148000	46600
PCB Congeners	PCB-2	ng/kg_{lipid}	6	5	83%	235	1100	403	594	373
PCB Congeners	PCB-20/28	ng/kg_{lipid}	6	6	100%	313265	1590000	467424	776000	566000
PCB Congeners	PCB-201	ng/kg_{lipid}	6	6	100%	15795	38000	25642	26100	9660
PCB Congeners	PCB-202	ng/kg_{lipid}	6	6	100%	51327	115667	77221	82300	28600
PCB Congeners	PCB-203	ng/kg_{lipid}	6	6	100%	72386	140000	94748	98900	26500
PCB Congeners	PCB-205	ng/kg_{lipid}	6	6	100%	1920	4275	3401	3260	890
PCB Congeners	PCB-206	ng/kg_{lipid}	6	6	100%	54490	124500	65322	75100	26800
PCB Congeners	PCB-207	ng/kg_{lipid}	6	6	100%	6276	15600	8467	9400	3570
PCB Congeners	PCB-208	ng/kg_{lipid}	6	6	100%	23061	74500	37208	41700	18200
PCB Congeners	PCB-209	ng/kg_{lipid}	6	6	100%	25612	93000	40000	50900	26700
PCB Congeners	PCB-21/33	ng/kg_{lipid}	6	6	100%	23367	136000	78500	76600	46800

Table 3-47
Statistical Summary of Detected Analytes by Zone - Summer Flounder (Fillet) - Lipid Normalized

Parameter Group	Analyte	Units	Number of Valid Results[1]	Number of Detects	Detection Frequency	Minimum Detect	Maximum Detect	Median Value	Mean of Detects	Standard Deviation
PCB Congeners	PCB-22	ng/kg_{lipid}	6	6	100%	39898	199500	102563	116000	71100
PCB Congeners	PCB-23	ng/kg_{lipid}	6	2	33%	321	510	415	415	134
PCB Congeners	PCB-24	ng/kg_{lipid}	6	6	100%	1306	4240	3262	2920	1120
PCB Congeners	PCB-25	ng/kg_{lipid}	6	6	100%	14082	51600	32263	32400	15100
PCB Congeners	PCB-26/29	ng/kg_{lipid}	6	6	100%	39898	146000	90458	92400	46100
PCB Congeners	PCB-27	ng/kg_{lipid}	6	6	100%	10306	35300	23213	23200	11100
PCB Congeners	PCB-3	ng/kg_{lipid}	6	1	17%	1860	1860	NA	NA	NA
PCB Congeners	PCB-31	ng/kg_{lipid}	6	6	100%	134694	520000	322167	325000	167000
PCB Congeners	PCB-32	ng/kg_{lipid}	6	6	100%	44490	175500	109708	109000	53900
PCB Congeners	PCB-34	ng/kg_{lipid}	6	6	100%	1143	5450	2974	3040	1760
PCB Congeners	PCB-37	ng/kg_{lipid}	6	6	100%	3633	20300	5254	8730	6700
PCB Congeners	PCB-38	ng/kg_{lipid}	6	6	100%	248	888	374	494	287
PCB Congeners	PCB-39	ng/kg_{lipid}	6	6	100%	555	3065	1617	1680	989
PCB Congeners	PCB-4	ng/kg_{lipid}	6	6	100%	25918	96000	51771	56200	25600
PCB Congeners	PCB-40/71	ng/kg_{lipid}	6	6	100%	9500	268500	145398	148000	108000
PCB Congeners	PCB-41	ng/kg_{lipid}	6	6	100%	4735	23900	13500	13600	7580
PCB Congeners	PCB-42	ng/kg_{lipid}	6	6	100%	50510	184375	116000	113000	58100
PCB Congeners	PCB-43	ng/kg_{lipid}	6	6	100%	5908	28125	16167	16400	9560
PCB Congeners	PCB-44/47/65	ng/kg_{lipid}	6	6	100%	413333	1120000	542751	682000	322000
PCB Congeners	PCB-45	ng/kg_{lipid}	6	6	100%	22857	66458	50667	47300	19400
PCB Congeners	PCB-46	ng/kg_{lipid}	6	6	100%	932	3830	2118	2300	1260
PCB Congeners	PCB-48	ng/kg_{lipid}	6	6	100%	27273	114500	72483	70300	36600
PCB Congeners	PCB-49/69	ng/kg_{lipid}	6	6	100%	243182	625000	498500	474000	150000
PCB Congeners	PCB-5	ng/kg_{lipid}	6	5	83%	150	845	500	505	298
PCB Congeners	PCB-50/53	ng/kg_{lipid}	6	6	100%	27347	107083	69833	67000	33600
PCB Congeners	PCB-51	ng/kg_{lipid}	6	6	100%	18864	95000	50783	55200	32900
PCB Congeners	PCB-52	ng/kg_{lipid}	6	6	100%	368182	1108333	821000	768000	287000
PCB Congeners	PCB-54	ng/kg_{lipid}	6	5	83%	2989	10750	10400	7570	4050
PCB Congeners	PCB-56	ng/kg_{lipid}	6	6	100%	39898	129500	92188	86600	39300
PCB Congeners	PCB-57	ng/kg_{lipid}	6	6	100%	1143	2960	2381	2150	724
PCB Congeners	PCB-58	ng/kg_{lipid}	6	6	100%	626	2945	2059	1800	898
PCB Congeners	PCB-6	ng/kg_{lipid}	6	6	100%	4122	18400	10277	11100	6240
PCB Congeners	PCB-60	ng/kg_{lipid}	6	6	100%	75333	269000	90117	143000	90100
PCB Congeners	PCB-61/70/74/76	ng/kg_{lipid}	6	6	100%	480682	1350000	777292	873000	366000
PCB Congeners	PCB-62/75	ng/kg_{lipid}	6	6	100%	42614	109000	62208	71400	30600
PCB Congeners	PCB-63	ng/kg_{lipid}	6	6	100%	14205	44100	35283	31500	11100
PCB Congeners	PCB-64	ng/kg_{lipid}	6	6	100%	106023	339000	233000	231000	90200
PCB Congeners	PCB-66	ng/kg_{lipid}	6	6	100%	530000	1700000	599065	922000	550000
PCB Congeners	PCB-67	ng/kg_{lipid}	6	6	100%	4102	10200	9042	7770	2830
PCB Congeners	PCB-68	ng/kg_{lipid}	6	6	100%	5602	13700	11385	10100	3470
PCB Congeners	PCB-7	ng/kg_{lipid}	6	6	100%	714	11100	2152	4440	4630
PCB Congeners	PCB-72	ng/kg_{lipid}	6	6	100%	6909	16850	14738	13000	4370
PCB Congeners	PCB-73	ng/kg_{lipid}	6	1	17%	1807	1807	NA	NA	NA
PCB Congeners	PCB-77	ng/kg_{lipid}	6	6	100%	8333	42900	12652	19200	14200
PCB Congeners	PCB-79	ng/kg_{lipid}	6	6	100%	1489	3560	3030	2750	901
PCB Congeners	PCB-8	ng/kg_{lipid}	6	6	100%	14796	81000	39833	46000	28400
PCB Congeners	PCB-81	ng/kg_{lipid}	6	5	83%	569	2740	935	1420	993
PCB Congeners	PCB-82	ng/kg_{lipid}	6	6	100%	6034	35417	15500	16700	10900
PCB Congeners	PCB-83	ng/kg_{lipid}	6	3	50%	4945	7146	5150	5750	1220
PCB Congeners	PCB-84	ng/kg_{lipid}	6	6	100%	12245	52917	28358	29000	16100
PCB Congeners	PCB-85/116/117	ng/kg_{lipid}	6	6	100%	131818	280000	174963	197000	61800
PCB Congeners	PCB-86/87/97/109/119/125	ng/kg_{lipid}	6	6	100%	154545	368750	296150	291000	76500
PCB Congeners	PCB-89	ng/kg_{lipid}	6	5	83%	1490	5667	3080	3470	1660
PCB Congeners	PCB-9	ng/kg_{lipid}	6	6	100%	1153	5330	2701	2990	1680
PCB Congeners	PCB-90/101/113	ng/kg_{lipid}	6	6	100%	298864	796667	570306	568000	190000

Table 3-47
Statistical Summary of Detected Analytes by Zone - Summer Flounder (Fillet) - Lipid Normalized

Parameter Group	Analyte	Units	Number of Valid Results[1]	Number of Detects	Detection Frequency	Minimum Detect	Maximum Detect	Median Value	Mean of Detects	Standard Deviation
PCB Congeners	PCB-91	ng/kg_{lipid}	6	6	100%	38864	120625	81551	81700	27400
PCB Congeners	PCB-92	ng/kg_{lipid}	6	6	100%	71250	194333	133214	140000	48100
PCB Congeners	PCB-93/100	ng/kg_{lipid}	6	6	100%	26933	72800	44162	48200	19100
PCB Congeners	PCB-94	ng/kg_{lipid}	6	6	100%	855	4979	2047	2270	1540
PCB Congeners	PCB-95	ng/kg_{lipid}	6	6	100%	135227	420833	277500	275000	106000
PCB Congeners	PCB-96	ng/kg_{lipid}	6	5	83%	1126	5313	2360	2760	1730
PCB Congeners	PCB-98/102	ng/kg_{lipid}	6	6	100%	5761	27500	18217	17400	8690
PCB Congeners	PCB-99	ng/kg_{lipid}	6	6	100%	665909	1155000	793163	872000	224000
PCB Congeners	Total PCB Congeners (209)	ng/kg_{lipid}	6	6	100%	11400000	25500000	17800000	18500000	5380000
Pesticides	2,4'-DDD	pg/g_{lipid}	6	6	100%	16136	227500	146958	127000	77400
Pesticides	2,4'-DDE	pg/g_{lipid}	6	6	100%	23864	297917	230167	204000	103000
Pesticides	2,4'-DDT	pg/g_{lipid}	6	4	67%	5458	11050	7694	7970	2690
Pesticides	4,4'-DDD	pg/g_{lipid}	6	6	100%	210227	2150000	937776	1070000	695000
Pesticides	4,4'-DDE	pg/g_{lipid}	6	6	100%	656818	5320000	2921981	3030000	1700000
Pesticides	4,4'-DDT	pg/g_{lipid}	6	6	100%	12955	132000	71477	71900	41800
Pesticides	Aldrin	pg/g_{lipid}	6	3	50%	690	2345	1127	1390	858
Pesticides	Alpha BHC	pg/g_{lipid}	6	5	83%	1571	7386	3995	4160	2350
Pesticides	Beta BHC	pg/g_{lipid}	6	3	50%	1602	3560	2333	2500	989
Pesticides	cis-Chlordane	pg/g_{lipid}	6	6	100%	55227	542000	415417	383000	174000
Pesticides	cis-Nonachlor	pg/g_{lipid}	6	6	100%	36136	326000	192976	190000	95400
Pesticides	Dieldrin	pg/g_{lipid}	6	6	100%	65455	545000	224625	269000	173000
Pesticides	Gamma BHC (Lindane)	pg/g_{lipid}	6	2	33%	1288	1645	1466	1470	253
Pesticides	Heptachlor epoxide	pg/g_{lipid}	6	6	100%	18864	132000	66341	68700	39600
Pesticides	Hexachlorobenzene	pg/g_{lipid}	6	6	100%	24318	206000	81148	99300	67400
Pesticides	Mirex	pg/g_{lipid}	4	3	50%	6542	9567	7755	7950	1520
Pesticides	Oxychlordane	pg/g_{lipid}	6	6	100%	62614	650000	220776	275000	216000
Pesticides	Total Alpha + Gamma Chlordane	pg/g_{lipid}	6	6	100%	76400	748000	559000	510000	241000
Pesticides	Total DDT (2,4 & 4,4)	pg/g_{lipid}	6	6	100%	920000	8030000	4275000	4510000	2550000
Pesticides	Total DDT (2,4)	pg/g_{lipid}	6	6	100%	40000	523000	380500	337000	179000
Pesticides	Total DDT (4,4)	pg/g_{lipid}	6	6	100%	880000	7600000	3935000	4170000	2420000
Pesticides	Trans-chlordane	pg/g_{lipid}	6	6	100%	21136	206000	135250	127000	72100
Pesticides	Trans-nonachlor	pg/g_{lipid}	6	6	100%	72273	651000	472449	424000	197000
Semivolatiles	Naphthalene	ug/kg_{lipid}	6	1	17%	2900	2900	NA	NA	NA
Semivolatiles	Total LMW PAHs	ug/kg_{lipid}	6	1	17%	2900	2900	NA	NA	NA
Semivolatiles	Total PAHs	ug/kg_{lipid}	6	1	17%	2900	2900	NA	NA	NA
CENTRAL ZONE										
Aroclor PCBs	Aroclor 1248	ug/kg_{lipid}	6	5	83%	300	27941	7586	10000	10700
Aroclor PCBs	Aroclor 1254	ug/kg_{lipid}	6	6	100%	480	50000	7626	14300	18300
Aroclor PCBs	Aroclor 1260	ug/kg_{lipid}	6	2	33%	4744	30882	17813	17800	18500
Aroclor PCBs	Total Aroclor PCBs (Sum Of 7 Aroclors)	ug/kg_{lipid}	6	6	100%	780	109000	11435	28600	40800
Aroclor PCBs	Total Aroclor PCBs (Sum Of 9 Aroclors)	ug/kg_{lipid}	6	6	100%	780	109000	11435	28600	40800
Dioxins/Furans	1,2,3,4,6,7,8-HpCDD	ng/kg_{lipid}	6	6	100%	4.37	69.7	28.4	34.3	23
Dioxins/Furans	1,2,3,4,6,7,8-HpCDF	ng/kg_{lipid}	6	6	100%	3.18	97.9	56.7	50.5	33.4
Dioxins/Furans	1,2,3,4,7,8,9-HpCDF	ng/kg_{lipid}	6	6	100%	1.27	72.0	9.21	17.8	26.9
Dioxins/Furans	1,2,3,4,7,8-HxCDD	ng/kg_{lipid}	6	6	100%	1.02	54.7	5.01	12.7	20.6
Dioxins/Furans	1,2,3,4,7,8-HxCDF	ng/kg_{lipid}	6	6	100%	2.78	83.7	51.9	47.7	30.3
Dioxins/Furans	1,2,3,6,7,8-HxCDD	ng/kg_{lipid}	6	6	100%	2.07	62.0	26.6	27.2	20.4
Dioxins/Furans	1,2,3,6,7,8-HxCDF	ng/kg_{lipid}	6	6	100%	2.34	63.0	38.3	34.4	22.3
Dioxins/Furans	1,2,3,7,8,9-HxCDD	ng/kg_{lipid}	6	5	83%	1.16	49.3	8.76	14.9	19.6
Dioxins/Furans	1,2,3,7,8,9-HxCDF	ng/kg_{lipid}	6	6	100%	2.47	90.3	12.0	23.1	33.5
Dioxins/Furans	1,2,3,7,8-PCDD	ng/kg_{lipid}	6	3	50%	3.79	109	37.1	49.8	53.6
Dioxins/Furans	1,2,3,7,8-PCDF	ng/kg_{lipid}	6	5	83%	4.05	93.7	34.9	42.8	34.9
Dioxins/Furans	2,3,4,6,7,8-HxCDF	ng/kg_{lipid}	6	6	100%	1.11	31.0	8.27	12.6	11.4
Dioxins/Furans	2,3,4,7,8-PCDF	ng/kg_{lipid}	6	6	100%	8.81	129	105	90.6	46.8
Dioxins/Furans	2,3,7,8-TCDD	ng/kg_{lipid}	6	6	100%	34.1	787	531	486	255

Table 3-47
Statistical Summary of Detected Analytes by Zone - Summer Flounder (Fillet) - Lipid Normalized

Parameter Group	Analyte	Units	Number of Valid Results[1]	Number of Detects	Detection Frequency	Minimum Detect	Maximum Detect	Median Value	Mean of Detects	Standard Deviation
Dioxins/Furans	2,3,7,8-TCDF	ng/kg_{lipid}	6	5	83%	1.78	32.9	27.1	23.1	12.5
Dioxins/Furans	OCDD	ng/kg_{lipid}	6	6	100%	3.07	147	44.2	67.5	56.9
Dioxins/Furans	OCDF	ng/kg_{lipid}	6	6	100%	1.92	108	12.8	26.5	40.4
PCB Congeners	PCB-1	ng/kg_{lipid}	6	6	100%	307	5191	2946	3150	1830
PCB Congeners	PCB-10	ng/kg_{lipid}	6	6	100%	561	10691	5999	6210	3460
PCB Congeners	PCB-103	ng/kg_{lipid}	6	6	100%	939	60294	6979	16600	22300
PCB Congeners	PCB-104	ng/kg_{lipid}	6	5	83%	102	6382	1234	2010	2510
PCB Congeners	PCB-105	ng/kg_{lipid}	6	6	100%	16500	1079412	145086	291000	397000
PCB Congeners	PCB-107	ng/kg_{lipid}	6	6	100%	9270	319118	56460	99100	113000
PCB Congeners	PCB-108/124	ng/kg_{lipid}	6	6	100%	1520	60882	9326	18200	21800
PCB Congeners	PCB-11	ng/kg_{lipid}	6	4	67%	3846	8338	5494	5790	2240
PCB Congeners	PCB-110/115	ng/kg_{lipid}	6	5	83%	33900	2588235	291034	804000	1040000
PCB Congeners	PCB-111	ng/kg_{lipid}	6	6	100%	183	9868	1501	3000	3580
PCB Congeners	PCB-112	ng/kg_{lipid}	6	2	33%	717	873	795	795	110
PCB Congeners	PCB-114	ng/kg_{lipid}	6	6	100%	1700	90441	13106	24900	32900
PCB Congeners	PCB-118	ng/kg_{lipid}	6	6	100%	81100	4308824	599138	1220000	1570000
PCB Congeners	PCB-12/13	ng/kg_{lipid}	6	6	100%	67.2	1071	609	645	385
PCB Congeners	PCB-120	ng/kg_{lipid}	6	6	100%	790	42206	6539	13100	15400
PCB Congeners	PCB-121	ng/kg_{lipid}	6	6	100%	86.9	5618	778	1530	2050
PCB Congeners	PCB-122	ng/kg_{lipid}	6	6	100%	184	6029	963	1720	2150
PCB Congeners	PCB-123	ng/kg_{lipid}	6	6	100%	952	76324	8268	19200	28400
PCB Congeners	PCB-126	ng/kg_{lipid}	3	3	50%	576	6706	3967	3750	3070
PCB Congeners	PCB-127	ng/kg_{lipid}	6	6	100%	121	5838	696	1550	2150
PCB Congeners	PCB-128/166	ng/kg_{lipid}	6	6	100%	5420	517647	49661	133000	195000
PCB Congeners	PCB-129/138/163	ng/kg_{lipid}	6	6	100%	64200	5544118	528391	1410000	2080000
PCB Congeners	PCB-130	ng/kg_{lipid}	6	6	100%	4820	192647	30166	59300	69000
PCB Congeners	PCB-131	ng/kg_{lipid}	6	6	100%	125	14191	1308	3680	5340
PCB Congeners	PCB-132	ng/kg_{lipid}	6	6	100%	4770	423529	39017	110000	159000
PCB Congeners	PCB-133	ng/kg_{lipid}	6	6	100%	2920	137353	19485	39000	49900
PCB Congeners	PCB-134	ng/kg_{lipid}	6	6	100%	645	58235	7042	16200	21400
PCB Congeners	PCB-135/151	ng/kg_{lipid}	6	6	100%	20400	898529	146247	277000	322000
PCB Congeners	PCB-136	ng/kg_{lipid}	6	6	100%	1910	125000	19417	36300	45100
PCB Congeners	PCB-137	ng/kg_{lipid}	6	6	100%	2710	258824	23779	64300	97500
PCB Congeners	PCB-139/140	ng/kg_{lipid}	6	6	100%	676	94412	6885	22100	36100
PCB Congeners	PCB-141	ng/kg_{lipid}	6	6	100%	6260	463235	40816	117000	174000
PCB Congeners	PCB-142	ng/kg_{lipid}	6	1	17%	309	309	NA	NA	NA
PCB Congeners	PCB-144	ng/kg_{lipid}	6	6	100%	1850	112794	13591	30800	41400
PCB Congeners	PCB-145	ng/kg_{lipid}	6	1	17%	415	415	NA	NA	NA
PCB Congeners	PCB-146	ng/kg_{lipid}	6	6	100%	19600	1073529	139500	302000	393000
PCB Congeners	PCB-147/149	ng/kg_{lipid}	6	6	100%	22800	1735294	180609	481000	651000
PCB Congeners	PCB-148	ng/kg_{lipid}	6	6	100%	401	26029	4124	7450	9420
PCB Congeners	PCB-15	ng/kg_{lipid}	6	3	50%	264	5588	2310	2720	2690
PCB Congeners	PCB-150	ng/kg_{lipid}	6	6	100%	160	9515	1545	2900	3450
PCB Congeners	PCB-152	ng/kg_{lipid}	6	4	67%	37.2	2132	460	772	951
PCB Congeners	PCB-153/168	ng/kg_{lipid}	6	6	100%	69500	6882353	620747	1720000	2600000
PCB Congeners	PCB-154	ng/kg_{lipid}	6	6	100%	2390	195588	26959	53700	72000
PCB Congeners	PCB-155	ng/kg_{lipid}	6	6	100%	233	41912	4042	10000	15900
PCB Congeners	PCB-156/157	ng/kg_{lipid}	6	6	100%	9560	461765	65000	130000	168000
PCB Congeners	PCB-158	ng/kg_{lipid}	6	6	100%	2870	426471	30222	99200	163000
PCB Congeners	PCB-159	ng/kg_{lipid}	6	1	17%	19.5	19.5	NA	NA	NA
PCB Congeners	PCB-16	ng/kg_{lipid}	6	6	100%	971	37500	10129	14200	12600
PCB Congeners	PCB-160	ng/kg_{lipid}	6	1	17%	1178	1178	NA	NA	NA
PCB Congeners	PCB-161	ng/kg_{lipid}	6	1	17%	297	297	NA	NA	NA
PCB Congeners	PCB-162	ng/kg_{lipid}	6	6	100%	860	40294	5518	11100	14700
PCB Congeners	PCB-164	ng/kg_{lipid}	6	6	100%	1540	127353	10814	33300	48300

Table 3-47
Statistical Summary of Detected Analytes by Zone - Summer Flounder (Fillet) - Lipid Normalized

Parameter Group	Analyte	Units	Number of Valid Results[1]	Number of Detects	Detection Frequency	Minimum Detect	Maximum Detect	Median Value	Mean of Detects	Standard Deviation
PCB Congeners	PCB-165	ng/kg_{lipid}	6	6	100%	174	10265	1324	2850	3760
PCB Congeners	PCB-167	ng/kg_{lipid}	6	6	100%	4400	186765	27503	54100	67700
PCB Congeners	PCB-17	ng/kg_{lipid}	6	6	100%	11100	238235	86051	106000	77400
PCB Congeners	PCB-170	ng/kg_{lipid}	6	6	100%	10900	935294	84339	233000	352000
PCB Congeners	PCB-171/173	ng/kg_{lipid}	3	3	50%	3020	336765	20200	120000	188000
PCB Congeners	PCB-172	ng/kg_{lipid}	6	6	100%	2570	207353	18687	51300	78000
PCB Congeners	PCB-174	ng/kg_{lipid}	6	6	100%	2970	305882	23757	75100	116000
PCB Congeners	PCB-175	ng/kg_{lipid}	3	3	50%	772	56176	6000	21000	30600
PCB Congeners	PCB-176	ng/kg_{lipid}	6	6	100%	544	48676	4198	12000	18400
PCB Congeners	PCB-177	ng/kg_{lipid}	6	6	100%	7940	373529	54862	109000	135000
PCB Congeners	PCB-178	ng/kg_{lipid}	6	6	100%	7030	367647	50517	101000	134000
PCB Congeners	PCB-179	ng/kg_{lipid}	6	6	100%	2130	180882	19700	47700	67200
PCB Congeners	PCB-18/30	ng/kg_{lipid}	6	6	100%	18600	413235	155551	186000	133000
PCB Congeners	PCB-180/193	ng/kg_{lipid}	6	6	100%	35400	3058824	283236	756000	1150000
PCB Congeners	PCB-181	ng/kg_{lipid}	1	1	17%	12647	12647	NA	NA	NA
PCB Congeners	PCB-182	ng/kg_{lipid}	6	6	100%	133	15294	1406	3640	5790
PCB Congeners	PCB-183/185	ng/kg_{lipid}	3	3	50%	9390	1076471	67333	384000	600000
PCB Congeners	PCB-184	ng/kg_{lipid}	6	6	100%	61.4	7059	924	1820	2620
PCB Congeners	PCB-187	ng/kg_{lipid}	6	6	100%	39600	2264706	296966	619000	830000
PCB Congeners	PCB-188	ng/kg_{lipid}	6	6	100%	210	15000	3710	4800	5200
PCB Congeners	PCB-189	ng/kg_{lipid}	6	6	100%	606	35000	4415	9620	12900
PCB Congeners	PCB-19	ng/kg_{lipid}	6	6	100%	3460	82206	34296	38300	26200
PCB Congeners	PCB-190	ng/kg_{lipid}	6	6	100%	2220	229412	19769	55900	86700
PCB Congeners	PCB-191	ng/kg_{lipid}	6	6	100%	524	51029	4387	12200	19300
PCB Congeners	PCB-192	ng/kg_{lipid}	6	1	17%	447	447	NA	NA	NA
PCB Congeners	PCB-194	ng/kg_{lipid}	6	6	100%	5510	398529	42477	105000	149000
PCB Congeners	PCB-195	ng/kg_{lipid}	6	6	100%	1520	133676	13075	33900	50300
PCB Congeners	PCB-196	ng/kg_{lipid}	6	6	100%	3130	298529	29964	73000	112000
PCB Congeners	PCB-197/200	ng/kg_{lipid}	6	6	100%	572	48235	5693	12600	17900
PCB Congeners	PCB-198/199	ng/kg_{lipid}	6	6	100%	9950	664706	82201	177000	246000
PCB Congeners	PCB-2	ng/kg_{lipid}	6	6	100%	28.5	472	329	309	167
PCB Congeners	PCB-20/28	ng/kg_{lipid}	6	6	100%	47300	1416176	367051	495000	479000
PCB Congeners	PCB-201	ng/kg_{lipid}	6	6	100%	1340	107500	14357	28600	39700
PCB Congeners	PCB-202	ng/kg_{lipid}	6	6	100%	6620	289706	49161	85200	104000
PCB Congeners	PCB-203	ng/kg_{lipid}	6	6	100%	6540	517647	54598	132000	194000
PCB Congeners	PCB-204	ng/kg_{lipid}	6	1	17%	1122	1122	NA	NA	NA
PCB Congeners	PCB-205	ng/kg_{lipid}	6	6	100%	231	17794	1826	4720	6690
PCB Congeners	PCB-206	ng/kg_{lipid}	6	6	100%	4170	275000	43678	80800	101000
PCB Congeners	PCB-207	ng/kg_{lipid}	6	6	100%	455	32059	6080	9570	11600
PCB Congeners	PCB-208	ng/kg_{lipid}	6	6	100%	2550	113529	26132	37900	40200
PCB Congeners	PCB-209	ng/kg_{lipid}	5	5	83%	2110	56923	28600	25900	21100
PCB Congeners	PCB-21/33	ng/kg_{lipid}	6	6	100%	7620	121176	43769	51300	40200
PCB Congeners	PCB-22	ng/kg_{lipid}	6	6	100%	8550	175000	71004	78700	57200
PCB Congeners	PCB-23	ng/kg_{lipid}	6	6	100%	28.0	618	210	240	204
PCB Congeners	PCB-24	ng/kg_{lipid}	6	6	100%	247	6176	2103	2570	1980
PCB Congeners	PCB-25	ng/kg_{lipid}	6	6	100%	3750	64265	28671	29100	19900
PCB Congeners	PCB-26/29	ng/kg_{lipid}	6	6	100%	9050	185294	82213	83200	58900
PCB Congeners	PCB-27	ng/kg_{lipid}	6	6	100%	1820	55441	19331	22900	18000
PCB Congeners	PCB-3	ng/kg_{lipid}	6	2	33%	26.2	510	268	268	342
PCB Congeners	PCB-31	ng/kg_{lipid}	6	6	100%	30500	614706	254667	266000	194000
PCB Congeners	PCB-32	ng/kg_{lipid}	6	6	100%	9330	220588	76103	91000	71400
PCB Congeners	PCB-34	ng/kg_{lipid}	6	6	100%	319	6559	2609	2720	2120
PCB Congeners	PCB-37	ng/kg_{lipid}	6	6	100%	475	15294	3283	5030	5240
PCB Congeners	PCB-38	ng/kg_{lipid}	6	5	83%	35.5	1603	315	494	634
PCB Congeners	PCB-39	ng/kg_{lipid}	6	6	100%	164	3721	904	1280	1280

Table 3-47
Statistical Summary of Detected Analytes by Zone - Summer Flounder (Fillet) - Lipid Normalized

Parameter Group	Analyte	Units	Number of Valid Results[1]	Number of Detects	Detection Frequency	Minimum Detect	Maximum Detect	Median Value	Mean of Detects	Standard Deviation
PCB Congeners	PCB-4	ng/kg_{lipid}	6	6	100%	4020	79853	39487	43900	25800
PCB Congeners	PCB-40/71	ng/kg_{lipid}	6	6	100%	13800	514706	115167	164000	178000
PCB Congeners	PCB-41	ng/kg_{lipid}	6	6	100%	1060	40147	7656	12300	14100
PCB Congeners	PCB-42	ng/kg_{lipid}	6	6	100%	8060	416176	81057	127000	146000
PCB Congeners	PCB-43	ng/kg_{lipid}	6	6	100%	1380	56029	11900	17300	19600
PCB Congeners	PCB-44/47/65	ng/kg_{lipid}	6	6	100%	31500	2161765	341523	606000	784000
PCB Congeners	PCB-45	ng/kg_{lipid}	6	6	100%	3520	135000	37372	47900	45400
PCB Congeners	PCB-46	ng/kg_{lipid}	6	6	100%	121	5147	1422	1910	1720
PCB Congeners	PCB-48	ng/kg_{lipid}	6	6	100%	5960	202941	39577	63100	70900
PCB Congeners	PCB-49/69	ng/kg_{lipid}	6	6	100%	34700	1911765	315695	579000	687000
PCB Congeners	PCB-5	ng/kg_{lipid}	6	6	100%	38.3	788	290	342	259
PCB Congeners	PCB-50/53	ng/kg_{lipid}	6	6	100%	5820	173529	49474	64400	57600
PCB Congeners	PCB-51	ng/kg_{lipid}	6	6	100%	4930	130441	36538	47100	43500
PCB Congeners	PCB-52	ng/kg_{lipid}	6	6	100%	73600	2632353	615862	901000	900000
PCB Congeners	PCB-54	ng/kg_{lipid}	6	6	100%	531	13868	5097	5980	4420
PCB Congeners	PCB-55	ng/kg_{lipid}	6	3	50%	1308	1966	1872	1720	356
PCB Congeners	PCB-56	ng/kg_{lipid}	6	6	100%	8370	254412	66207	86500	85900
PCB Congeners	PCB-57	ng/kg_{lipid}	6	6	100%	297	8426	1859	3020	2980
PCB Congeners	PCB-58	ng/kg_{lipid}	6	6	100%	166	6676	1249	2040	2360
PCB Congeners	PCB-6	ng/kg_{lipid}	6	6	100%	1050	15735	7426	8040	5260
PCB Congeners	PCB-60	ng/kg_{lipid}	6	6	100%	6380	339706	62321	96800	122000
PCB Congeners	PCB-61/70/74/76	ng/kg_{lipid}	6	6	100%	57600	2779412	480977	809000	993000
PCB Congeners	PCB-62/75	ng/kg_{lipid}	6	6	100%	4180	229412	42345	68300	81600
PCB Congeners	PCB-63	ng/kg_{lipid}	6	6	100%	3550	123382	23387	39000	43300
PCB Congeners	PCB-64	ng/kg_{lipid}	6	6	100%	16000	791176	145701	243000	281000
PCB Congeners	PCB-66	ng/kg_{lipid}	6	6	100%	39100	2764706	374374	713000	1020000
PCB Congeners	PCB-67	ng/kg_{lipid}	6	6	100%	792	24265	6164	8420	8200
PCB Congeners	PCB-68	ng/kg_{lipid}	6	6	100%	1070	36029	6770	12000	12800
PCB Congeners	PCB-7	ng/kg_{lipid}	6	6	100%	170	2191	1396	1310	723
PCB Congeners	PCB-72	ng/kg_{lipid}	6	5	83%	1510	51471	10700	19400	20100
PCB Congeners	PCB-73	ng/kg_{lipid}	6	1	17%	8941	8941	NA	NA	NA
PCB Congeners	PCB-77	ng/kg_{lipid}	6	6	100%	1130	35882	7441	11800	12600
PCB Congeners	PCB-79	ng/kg_{lipid}	6	6	100%	188	12353	1648	3510	4550
PCB Congeners	PCB-8	ng/kg_{lipid}	6	6	100%	4230	54559	30705	30500	19200
PCB Congeners	PCB-81	ng/kg_{lipid}	6	4	67%	453	4769	1991	2300	1990
PCB Congeners	PCB-82	ng/kg_{lipid}	6	6	100%	992	91324	11007	24300	33600
PCB Congeners	PCB-83	ng/kg_{lipid}	6	5	83%	192	5218	1953	2430	1890
PCB Congeners	PCB-84	ng/kg_{lipid}	6	6	100%	1730	121765	22486	37000	43300
PCB Congeners	PCB-85/116/117	ng/kg_{lipid}	6	6	100%	9460	822059	85511	210000	307000
PCB Congeners	PCB-86/87/97/109/119/125	ng/kg_{lipid}	6	6	100%	17800	1454412	151511	386000	542000
PCB Congeners	PCB-89	ng/kg_{lipid}	6	6	100%	222	11691	1995	3330	4180
PCB Congeners	PCB-9	ng/kg_{lipid}	6	6	100%	278	4015	1957	2120	1320
PCB Congeners	PCB-90/101/113	ng/kg_{lipid}	6	6	100%	44900	3147059	315776	848000	1180000
PCB Congeners	PCB-91	ng/kg_{lipid}	6	6	100%	5870	407353	49264	117000	152000
PCB Congeners	PCB-92	ng/kg_{lipid}	6	6	100%	14000	694118	97655	207000	252000
PCB Congeners	PCB-93/100	ng/kg_{lipid}	6	6	100%	1540	182353	18764	45000	68700
PCB Congeners	PCB-94	ng/kg_{lipid}	6	6	100%	138	7426	1736	2480	2580
PCB Congeners	PCB-95	ng/kg_{lipid}	6	6	100%	20900	1254412	196724	353000	452000
PCB Congeners	PCB-96	ng/kg_{lipid}	6	6	100%	210	8618	2319	3020	2920
PCB Congeners	PCB-98/102	ng/kg_{lipid}	6	6	100%	1490	66765	13932	19900	23600
PCB Congeners	PCB-99	ng/kg_{lipid}	6	6	100%	44200	3632353	388948	957000	1360000
PCB Congeners	Total PCB Congeners (209)	ng/kg_{lipid}	6	6	100%	1220000	72800000	10380000	20300000	26500000
Pesticides	2,4'-DDD	pg/g_{lipid}	6	6	100%	12100	217647	98205	110000	82400
Pesticides	2,4'-DDE	pg/g_{lipid}	6	6	100%	9190	294118	187454	165000	117000
Pesticides	2,4'-DDT	pg/g_{lipid}	6	5	83%	402	42206	8034	14600	16800

Table 3-47
Statistical Summary of Detected Analytes by Zone - Summer Flounder (Fillet) - Lipid Normalized

Parameter Group	Analyte	Units	Number of Valid Results[1]	Number of Detects	Detection Frequency	Minimum Detect	Maximum Detect	Median Value	Mean of Detects	Standard Deviation
Pesticides	4,4'-DDD	pg/g_{lipid}	6	6	100%	40700	2441176	805018	957000	920000
Pesticides	4,4'-DDE	pg/g_{lipid}	6	6	100%	71900	5147059	1841424	2210000	2050000
Pesticides	4,4'-DDT	pg/g_{lipid}	6	6	100%	1550	313235	37383	86200	120000
Pesticides	Aldrin	pg/g_{lipid}	6	4	67%	53.9	1448	893	822	576
Pesticides	Alpha BHC	pg/g_{lipid}	6	5	83%	117	5586	2295	2710	2000
Pesticides	Beta BHC	pg/g_{lipid}	6	5	83%	181	3793	2295	2160	1380
Pesticides	cis-Chlordane	pg/g_{lipid}	6	6	100%	18000	375862	269570	223000	143000
Pesticides	cis-Nonachlor	pg/g_{lipid}	6	6	100%	7920	215385	125672	112000	82000
Pesticides	Dieldrin	pg/g_{lipid}	6	6	100%	16900	393103	175547	178000	129000
Pesticides	Endrin	pg/g_{lipid}	6	2	33%	1474	1487	1481	1480	9.07
Pesticides	Gamma BHC (Lindane)	pg/g_{lipid}	6	4	67%	934	2397	1060	1360	693
Pesticides	Heptachlor epoxide	pg/g_{lipid}	6	6	100%	3510	108276	44176	48000	37100
Pesticides	Hexachlorobenzene	pg/g_{lipid}	6	6	100%	5510	140000	57153	61900	46100
Pesticides	Mirex	pg/g_{lipid}	6	5	83%	412	11397	9034	7070	4510
Pesticides	Oxychlordane	pg/g_{lipid}	6	6	100%	8570	248276	120449	112000	85200
Pesticides	Total Alpha + Gamma Chlordane	pg/g_{lipid}	6	6	100%	25800	522000	360500	301000	189000
Pesticides	Total DDT (2,4 & 4,4)	pg/g_{lipid}	6	6	100%	136000	8460000	3020000	3540000	3270000
Pesticides	Total DDT (2,4)	pg/g_{lipid}	6	6	100%	21700	554000	302500	287000	208000
Pesticides	Total DDT (4,4)	pg/g_{lipid}	6	6	100%	114000	7900000	2680000	3250000	3080000
Pesticides	Trans-chlordane	pg/g_{lipid}	6	6	100%	7750	145862	84268	78300	48800
Pesticides	Trans-nonachlor	pg/g_{lipid}	6	6	100%	18100	571795	319231	284000	215000
Semivolatiles	1-Methylnaphthalene	ug/kg_{lipid}	6	1	17%	1538	1538	NA	NA	NA
Semivolatiles	2-Methylnaphthalene	ug/kg_{lipid}	6	1	17%	2949	2949	NA	NA	NA
Semivolatiles	Acenaphthene	ug/kg_{lipid}	6	1	17%	1064	1064	NA	NA	NA
Semivolatiles	C1-Naphthalenes	ug/kg_{lipid}	6	1	17%	2821	2821	NA	NA	NA
Semivolatiles	C2-Naphthalenes	ug/kg_{lipid}	6	1	17%	1205	1205	NA	NA	NA
Semivolatiles	Fluorene	ug/kg_{lipid}	6	1	17%	808	808	NA	NA	NA
Semivolatiles	Naphthalene	ug/kg_{lipid}	6	1	17%	12564	12564	NA	NA	NA
Semivolatiles	Phenanthrene	ug/kg_{lipid}	6	1	17%	1282	1282	NA	NA	NA
Semivolatiles	Total LMW PAHs	ug/kg_{lipid}	6	1	17%	18700	18700	NA	NA	NA
Semivolatiles	Total PAHs	ug/kg_{lipid}	6	1	17%	18700	18700	NA	NA	NA
SOUTH ZONE										
Aroclor PCBs	Aroclor 1248	ug/kg_{lipid}	6	6	100%	567	15000	7521	7480	4960
Aroclor PCBs	Aroclor 1254	ug/kg_{lipid}	6	6	100%	1021	11667	9200	7560	4080
Aroclor PCBs	Aroclor 1260	ug/kg_{lipid}	6	3	50%	1737	5333	3533	3530	1800
Aroclor PCBs	Total Aroclor PCBs (Sum Of 7 Aroclors)	ug/kg_{lipid}	6	6	100%	1590	32000	18600	16800	10200
Aroclor PCBs	Total Aroclor PCBs (Sum Of 9 Aroclors)	ug/kg_{lipid}	6	6	100%	1590	32000	18600	16800	10200
Butyltins	Tributyltin	ug/kg_{lipid}	6	5	83%	15.46	300	100	136	108
Dioxins/Furans	1,2,3,4,6,7,8-HpCDD	ng/kg_{lipid}	6	6	100%	3.47	59.7	20.0	28.2	21.7
Dioxins/Furans	1,2,3,4,6,7,8-HpCDF	ng/kg_{lipid}	6	6	100%	4.31	66.4	36.9	36.1	24.7
Dioxins/Furans	1,2,3,4,7,8,9-HpCDF	ng/kg_{lipid}	6	6	100%	1.82	17.7	7.53	8.81	6.65
Dioxins/Furans	1,2,3,4,7,8-HxCDD	ng/kg_{lipid}	6	6	100%	0.89	20.8	5.12	7.86	7.22
Dioxins/Furans	1,2,3,4,7,8-HxCDF	ng/kg_{lipid}	6	6	100%	2.9	70.6	26.0	29.7	23.7
Dioxins/Furans	1,2,3,6,7,8-HxCDD	ng/kg_{lipid}	6	6	100%	4.14	49.5	21.3	25.4	15.6
Dioxins/Furans	1,2,3,6,7,8-HxCDF	ng/kg_{lipid}	6	6	100%	3.41	28.3	16.6	18.2	9.17
Dioxins/Furans	1,2,3,7,8,9-HxCDD	ng/kg_{lipid}	6	6	100%	1.12	45.6	10.1	14.7	15.7
Dioxins/Furans	1,2,3,7,8,9-HxCDF	ng/kg_{lipid}	6	6	100%	1.88	39.2	8.59	13	13.7
Dioxins/Furans	1,2,3,7,8-PCDD	ng/kg_{lipid}	6	3	50%	4.87	73.1	33.3	37.1	34.3
Dioxins/Furans	1,2,3,7,8-PCDF	ng/kg_{lipid}	6	6	100%	8.26	59.5	31.2	29.3	18.2
Dioxins/Furans	2,3,4,6,7,8-HxCDF	ng/kg_{lipid}	6	5	83%	0.56	15.5	7.74	8.56	5.61
Dioxins/Furans	2,3,4,7,8-PCDF	ng/kg_{lipid}	6	6	100%	9.18	129	88.7	79.7	41.3
Dioxins/Furans	2,3,7,8-TCDD	ng/kg_{lipid}	6	5	83%	48.1	663	402	404	227
Dioxins/Furans	2,3,7,8-TCDF	ng/kg_{lipid}	6	5	83%	3.95	39.4	25.4	23.1	14
Dioxins/Furans	OCDD	ng/kg_{lipid}	6	6	100%	5.67	103	35.9	40.6	33.2
Dioxins/Furans	OCDF	ng/kg_{lipid}	6	6	100%	2.21	59.2	19.7	23.6	19.5

Table 3-47
Statistical Summary of Detected Analytes by Zone - Summer Flounder (Fillet) - Lipid Normalized

Parameter Group	Analyte	Units	Number of Valid Results[1]	Number of Detects	Detection Frequency	Minimum Detect	Maximum Detect	Median Value	Mean of Detects	Standard Deviation
PCB Congeners	PCB-1	ng/kg_{lipid}	5	5	83%	398	3385	2163	2040	1200
PCB Congeners	PCB-10	ng/kg_{lipid}	6	6	100%	963	6692	4901	4270	2190
PCB Congeners	PCB-103	ng/kg_{lipid}	6	6	100%	1402	16000	8079	7830	5280
PCB Congeners	PCB-104	ng/kg_{lipid}	6	6	100%	99.2	1300	754	684	439
PCB Congeners	PCB-105	ng/kg_{lipid}	5	5	83%	24433	367500	182051	180000	129000
PCB Congeners	PCB-107	ng/kg_{lipid}	6	6	100%	12474	117500	67200	64900	36100
PCB Congeners	PCB-108/124	ng/kg_{lipid}	6	6	100%	2000	21167	12242	12500	6710
PCB Congeners	PCB-11	ng/kg_{lipid}	6	1	17%	3160	3160	NA	NA	NA
PCB Congeners	PCB-110/115	ng/kg_{lipid}	5	5	83%	52990	575000	297436	280000	199000
PCB Congeners	PCB-111	ng/kg_{lipid}	6	6	100%	329	2133	1481	1350	695
PCB Congeners	PCB-112	ng/kg_{lipid}	6	1	17%	1622	1622	NA	NA	NA
PCB Congeners	PCB-114	ng/kg_{lipid}	6	6	100%	2289	34000	19030	18000	10600
PCB Congeners	PCB-118	ng/kg_{lipid}	6	6	100%	116495	1458333	813667	752000	446000
PCB Congeners	PCB-12/13	ng/kg_{lipid}	6	6	100%	89.8	746	470	473	246
PCB Congeners	PCB-120	ng/kg_{lipid}	6	6	100%	1320	10333	6731	6070	3250
PCB Congeners	PCB-121	ng/kg_{lipid}	6	6	100%	131	1375	783	730	446
PCB Congeners	PCB-122	ng/kg_{lipid}	6	5	83%	178	1218	1046	844	425
PCB Congeners	PCB-123	ng/kg_{lipid}	6	5	83%	1773	24917	8700	11600	9330
PCB Congeners	PCB-126	ng/kg_{lipid}	6	5	83%	2047	9333	5280	5000	2830
PCB Congeners	PCB-127	ng/kg_{lipid}	5	4	67%	112	1015	829	696	416
PCB Congeners	PCB-128/166	ng/kg_{lipid}	6	6	100%	9103	98333	51721	51500	32600
PCB Congeners	PCB-129/138/163	ng/kg_{lipid}	6	6	100%	103093	1116667	639282	594000	356000
PCB Congeners	PCB-130	ng/kg_{lipid}	6	6	100%	7330	48167	38087	33500	16400
PCB Congeners	PCB-131	ng/kg_{lipid}	6	6	100%	246	1800	1222	1140	589
PCB Congeners	PCB-132	ng/kg_{lipid}	6	6	100%	8990	74667	44133	40400	22800
PCB Congeners	PCB-133	ng/kg_{lipid}	6	6	100%	4443	34750	21669	20500	11400
PCB Congeners	PCB-134	ng/kg_{lipid}	6	6	100%	1433	9641	6130	6080	2950
PCB Congeners	PCB-135/151	ng/kg_{lipid}	6	6	100%	33299	261667	172436	163000	87000
PCB Congeners	PCB-136	ng/kg_{lipid}	6	6	100%	3629	31083	17072	17200	10200
PCB Congeners	PCB-137	ng/kg_{lipid}	6	6	100%	3856	48500	29431	27900	16300
PCB Congeners	PCB-139/140	ng/kg_{lipid}	6	6	100%	994	14000	5943	6950	5220
PCB Congeners	PCB-141	ng/kg_{lipid}	6	6	100%	8784	96667	63100	56500	30600
PCB Congeners	PCB-143	ng/kg_{lipid}	6	1	17%	497	497	NA	NA	NA
PCB Congeners	PCB-144	ng/kg_{lipid}	6	6	100%	2856	29167	17977	16700	9200
PCB Congeners	PCB-146	ng/kg_{lipid}	6	6	100%	30722	251667	164000	146000	79100
PCB Congeners	PCB-147/149	ng/kg_{lipid}	6	6	100%	43918	365833	214615	195000	113000
PCB Congeners	PCB-148	ng/kg_{lipid}	6	6	100%	825	7000	3538	3750	2350
PCB Congeners	PCB-15	ng/kg_{lipid}	6	6	100%	371	3267	1975	1920	957
PCB Congeners	PCB-150	ng/kg_{lipid}	6	6	100%	303	2717	1392	1440	884
PCB Congeners	PCB-152	ng/kg_{lipid}	6	5	83%	46.5	450	377	288	189
PCB Congeners	PCB-153/168	ng/kg_{lipid}	6	6	100%	115464	1333333	677103	675000	430000
PCB Congeners	PCB-154	ng/kg_{lipid}	6	6	100%	3959	51083	21308	23600	16800
PCB Congeners	PCB-155	ng/kg_{lipid}	6	6	100%	420	6150	2503	2900	2320
PCB Congeners	PCB-156/157	ng/kg_{lipid}	6	6	100%	13505	145833	90267	82000	45500
PCB Congeners	PCB-158	ng/kg_{lipid}	6	6	100%	4711	71167	28462	34300	26100
PCB Congeners	PCB-159	ng/kg_{lipid}	6	2	33%	25.6	83.7	54.6	54.6	41.1
PCB Congeners	PCB-16	ng/kg_{lipid}	6	6	100%	1330	25833	7230	9800	8490
PCB Congeners	PCB-162	ng/kg_{lipid}	6	6	100%	1268	10750	6777	6240	3400
PCB Congeners	PCB-164	ng/kg_{lipid}	6	6	100%	2639	31333	13613	13700	9870
PCB Congeners	PCB-165	ng/kg_{lipid}	6	6	100%	360	2080	1285	1210	643
PCB Congeners	PCB-167	ng/kg_{lipid}	5	5	83%	5753	56250	40200	32700	19700
PCB Congeners	PCB-169	ng/kg_{lipid}	6	1	17%	20.9	20.9	NA	NA	NA
PCB Congeners	PCB-17	ng/kg_{lipid}	6	6	100%	13402	110000	72933	71500	37500
PCB Congeners	PCB-170	ng/kg_{lipid}	6	6	100%	14742	165833	113490	97000	54900
PCB Congeners	PCB-171/173	ng/kg_{lipid}	6	6	100%	4082	49167	28890	27300	17000

Table 3-47
Statistical Summary of Detected Analytes by Zone - Summer Flounder (Fillet) - Lipid Normalized

Parameter Group	Analyte	Units	Number of Valid Results[1]	Number of Detects	Detection Frequency	Minimum Detect	Maximum Detect	Median Value	Mean of Detects	Standard Deviation
PCB Congeners	PCB-172	ng/kg_{lipid}	6	6	100%	3330	35417	25628	21500	12100
PCB Congeners	PCB-174	ng/kg_{lipid}	6	6	100%	5454	55083	32341	28800	17600
PCB Congeners	PCB-175	ng/kg_{lipid}	6	6	100%	1278	11583	7903	6860	3790
PCB Congeners	PCB-176	ng/kg_{lipid}	6	6	100%	1072	8100	4861	4610	2620
PCB Congeners	PCB-177	ng/kg_{lipid}	6	6	100%	12371	88333	62967	56400	30200
PCB Congeners	PCB-178	ng/kg_{lipid}	6	6	100%	10722	75000	55818	49700	26600
PCB Congeners	PCB-179	ng/kg_{lipid}	6	6	100%	4649	32167	21049	19800	10500
PCB Congeners	PCB-18/30	ng/kg_{lipid}	6	6	100%	22165	195833	119767	121000	63300
PCB Congeners	PCB-180/193	ng/kg_{lipid}	6	6	100%	46289	538333	354487	313000	181000
PCB Congeners	PCB-181	ng/kg_{lipid}	5	5	83%	412	1975	1218	1220	617
PCB Congeners	PCB-182	ng/kg_{lipid}	6	6	100%	255	2058	1567	1310	774
PCB Congeners	PCB-183/185	ng/kg_{lipid}	6	6	100%	13918	159167	91964	87700	54900
PCB Congeners	PCB-184	ng/kg_{lipid}	6	6	100%	113	1300	789	739	490
PCB Congeners	PCB-187	ng/kg_{lipid}	6	6	100%	60412	540833	336103	304000	174000
PCB Congeners	PCB-188	ng/kg_{lipid}	6	6	100%	503	4920	2163	2380	1630
PCB Congeners	PCB-189	ng/kg_{lipid}	6	6	100%	840	8917	5818	5100	2890
PCB Congeners	PCB-19	ng/kg_{lipid}	6	6	100%	4433	35250	21489	22000	11600
PCB Congeners	PCB-190	ng/kg_{lipid}	6	6	100%	2990	39333	23313	21600	13300
PCB Congeners	PCB-191	ng/kg_{lipid}	6	6	100%	668	8333	5174	4810	2870
PCB Congeners	PCB-192	ng/kg_{lipid}	6	1	17%	109	109	NA	NA	NA
PCB Congeners	PCB-194	ng/kg_{lipid}	6	6	100%	7247	81083	54833	47200	27300
PCB Congeners	PCB-195	ng/kg_{lipid}	6	6	100%	1897	24250	15047	13000	7990
PCB Congeners	PCB-196	ng/kg_{lipid}	6	6	100%	4557	49167	35392	29200	16700
PCB Congeners	PCB-197/200	ng/kg_{lipid}	6	6	100%	993	8583	5619	5080	2920
PCB Congeners	PCB-198/199	ng/kg_{lipid}	6	6	100%	14433	128333	99154	81200	44900
PCB Congeners	PCB-2	ng/kg_{lipid}	6	4	67%	33.4	305	185	177	117
PCB Congeners	PCB-20/28	ng/kg_{lipid}	6	6	100%	56082	575000	340000	337000	172000
PCB Congeners	PCB-201	ng/kg_{lipid}	6	6	100%	2423	19667	13515	12200	6990
PCB Congeners	PCB-202	ng/kg_{lipid}	6	6	100%	9701	67800	48621	43200	24100
PCB Congeners	PCB-203	ng/kg_{lipid}	6	6	100%	9062	101667	69923	58900	34300
PCB Congeners	PCB-204	ng/kg_{lipid}	6	1	17%	191	191	NA	NA	NA
PCB Congeners	PCB-205	ng/kg_{lipid}	6	6	100%	294	3875	2091	1940	1260
PCB Congeners	PCB-206	ng/kg_{lipid}	6	6	100%	6351	57400	44405	36100	20700
PCB Congeners	PCB-207	ng/kg_{lipid}	6	6	100%	772	6780	4860	4110	2390
PCB Congeners	PCB-208	ng/kg_{lipid}	6	6	100%	3959	33800	21792	19400	11400
PCB Congeners	PCB-209	ng/kg_{lipid}	6	6	100%	3175	32000	20950	18600	11200
PCB Congeners	PCB-21/33	ng/kg_{lipid}	6	6	100%	7258	89167	41233	46200	28700
PCB Congeners	PCB-22	ng/kg_{lipid}	6	6	100%	10041	105897	54447	60500	36700
PCB Congeners	PCB-23	ng/kg_{lipid}	6	6	100%	30.0	303	184	187	101
PCB Congeners	PCB-24	ng/kg_{lipid}	6	5	83%	228	2354	1440	1500	839
PCB Congeners	PCB-25	ng/kg_{lipid}	6	6	100%	4763	32500	23379	20900	10800
PCB Congeners	PCB-26/29	ng/kg_{lipid}	6	6	100%	11649	90000	64395	59100	31100
PCB Congeners	PCB-27	ng/kg_{lipid}	6	6	100%	2546	21000	12772	13100	7250
PCB Congeners	PCB-3	ng/kg_{lipid}	6	4	67%	32.1	390	237	224	158
PCB Congeners	PCB-31	ng/kg_{lipid}	6	6	100%	36392	341667	206895	205000	109000
PCB Congeners	PCB-32	ng/kg_{lipid}	6	6	100%	10825	92500	60600	57500	29300
PCB Congeners	PCB-34	ng/kg_{lipid}	6	6	100%	367	2949	2050	1940	1070
PCB Congeners	PCB-37	ng/kg_{lipid}	6	6	100%	721	8417	3817	4180	2520
PCB Congeners	PCB-38	ng/kg_{lipid}	6	4	67%	43.0	518	260	270	212
PCB Congeners	PCB-39	ng/kg_{lipid}	6	6	100%	184	1900	1064	1070	620
PCB Congeners	PCB-4	ng/kg_{lipid}	6	6	100%	5474	44103	29832	28300	14000
PCB Congeners	PCB-40/71	ng/kg_{lipid}	6	6	100%	16701	168333	107533	98200	54800
PCB Congeners	PCB-41	ng/kg_{lipid}	6	6	100%	1454	11641	8087	7690	3840
PCB Congeners	PCB-42	ng/kg_{lipid}	6	6	100%	11031	95000	58100	58300	31100
PCB Congeners	PCB-43	ng/kg_{lipid}	6	6	100%	1722	15000	9643	9370	4840

Table 3-47
Statistical Summary of Detected Analytes by Zone - Summer Flounder (Fillet) - Lipid Normalized

Parameter Group	Analyte	Units	Number of Valid Results[1]	Number of Detects	Detection Frequency	Minimum Detect	Maximum Detect	Median Value	Mean of Detects	Standard Deviation
PCB Congeners	PCB-44/47/65	ng/kg_{lipid}	6	6	100%	42577	515833	293590	284000	170000
PCB Congeners	PCB-45	ng/kg_{lipid}	6	6	100%	4619	48750	26400	28100	15400
PCB Congeners	PCB-46	ng/kg_{lipid}	6	6	100%	166	2350	973	1090	739
PCB Congeners	PCB-48	ng/kg_{lipid}	6	6	100%	6433	70833	47333	41900	22900
PCB Congeners	PCB-49/69	ng/kg_{lipid}	6	6	100%	47629	490833	304897	277000	156000
PCB Congeners	PCB-5	ng/kg_{lipid}	6	6	100%	35.8	529	239	257	164
PCB Congeners	PCB-50/53	ng/kg_{lipid}	6	6	100%	6825	56923	38700	36800	20500
PCB Congeners	PCB-51	ng/kg_{lipid}	6	6	100%	4402	36417	26669	23700	13000
PCB Congeners	PCB-52	ng/kg_{lipid}	6	6	100%	95670	830000	626333	564000	275000
PCB Congeners	PCB-54	ng/kg_{lipid}	6	6	100%	534	3897	2749	2580	1380
PCB Congeners	PCB-55	ng/kg_{lipid}	6	1	17%	1044	1044	NA	NA	NA
PCB Congeners	PCB-56	ng/kg_{lipid}	6	6	100%	10619	94167	51263	53300	29100
PCB Congeners	PCB-57	ng/kg_{lipid}	6	6	100%	332	2846	1983	1840	956
PCB Congeners	PCB-58	ng/kg_{lipid}	6	6	100%	238	1858	1127	1140	630
PCB Congeners	PCB-6	ng/kg_{lipid}	6	6	100%	1155	10500	6303	6310	3590
PCB Congeners	PCB-60	ng/kg_{lipid}	6	6	100%	8546	113333	66592	65000	37000
PCB Congeners	PCB-61/70/74/76	ng/kg_{lipid}	6	6	100%	73299	908333	524462	494000	277000
PCB Congeners	PCB-62/75	ng/kg_{lipid}	6	6	100%	5557	58167	38759	34200	18400
PCB Congeners	PCB-63	ng/kg_{lipid}	6	6	100%	4649	47583	28600	27600	15000
PCB Congeners	PCB-64	ng/kg_{lipid}	6	6	100%	20825	238333	136949	125000	73600
PCB Congeners	PCB-66	ng/kg_{lipid}	6	6	100%	49278	771667	335462	386000	265000
PCB Congeners	PCB-67	ng/kg_{lipid}	6	6	100%	1005	7100	5479	4970	2330
PCB Congeners	PCB-68	ng/kg_{lipid}	6	6	100%	1464	11167	7823	7220	3800
PCB Congeners	PCB-7	ng/kg_{lipid}	6	6	100%	169	2117	911	1020	663
PCB Congeners	PCB-72	ng/kg_{lipid}	6	6	100%	2124	17500	11449	10800	6010
PCB Congeners	PCB-73	ng/kg_{lipid}	6	2	33%	1650	3140	2395	2400	1050
PCB Congeners	PCB-77	ng/kg_{lipid}	6	6	100%	1979	15167	10649	9910	4440
PCB Congeners	PCB-79	ng/kg_{lipid}	6	6	100%	300	3033	1670	1550	948
PCB Congeners	PCB-8	ng/kg_{lipid}	6	6	100%	4361	48667	24021	26300	16000
PCB Congeners	PCB-81	ng/kg_{lipid}	5	4	67%	103	847	711	593	334
PCB Congeners	PCB-82	ng/kg_{lipid}	6	6	100%	1814	14359	8555	8680	4690
PCB Congeners	PCB-83	ng/kg_{lipid}	6	4	67%	402	2820	1931	1770	1150
PCB Congeners	PCB-84	ng/kg_{lipid}	6	6	100%	2907	27167	14522	15900	9210
PCB Congeners	PCB-85/116/117	ng/kg_{lipid}	6	6	100%	13299	187500	85041	93000	63900
PCB Congeners	PCB-86/87/97/109/119/125	ng/kg_{lipid}	6	6	100%	28454	320833	169659	161000	99900
PCB Congeners	PCB-89	ng/kg_{lipid}	6	6	100%	294	2858	1648	1680	950
PCB Congeners	PCB-9	ng/kg_{lipid}	6	6	100%	282	2958	1567	1580	924
PCB Congeners	PCB-90/101/113	ng/kg_{lipid}	6	6	100%	69072	745000	395744	371000	233000
PCB Congeners	PCB-91	ng/kg_{lipid}	6	6	100%	8959	93333	49951	47600	29500
PCB Congeners	PCB-92	ng/kg_{lipid}	6	6	100%	21031	179167	128846	113000	56700
PCB Congeners	PCB-93/100	ng/kg_{lipid}	6	6	100%	1835	33833	12788	15600	12700
PCB Congeners	PCB-94	ng/kg_{lipid}	6	6	100%	198	1715	1033	1020	579
PCB Congeners	PCB-95	ng/kg_{lipid}	6	6	100%	31134	266667	187667	171000	84400
PCB Congeners	PCB-96	ng/kg_{lipid}	6	6	100%	281	2958	1585	1640	1030
PCB Congeners	PCB-98/102	ng/kg_{lipid}	6	6	100%	1825	17580	13474	11500	6580
PCB Congeners	PCB-99	ng/kg_{lipid}	6	6	100%	57113	841667	390744	424000	285000
PCB Congeners	Total PCB Congeners (209)	ng/kg_{lipid}	6	6	100%	1730000	18400000	11400000	10100000	5680000
Pesticides	2,4'-DDD	pg/g_{lipid}	6	6	100%	6454	765000	120464	205000	279000
Pesticides	2,4'-DDE	pg/g_{lipid}	6	6	100%	14742	467500	242897	251000	166000
Pesticides	2,4'-DDT	pg/g_{lipid}	6	5	83%	519	51083	8895	15200	20400
Pesticides	4,4'-DDD	pg/g_{lipid}	6	6	100%	41031	3750000	459318	1070000	1380000
Pesticides	4,4'-DDE	pg/g_{lipid}	6	6	100%	101753	5258333	2273819	2520000	1880000
Pesticides	4,4'-DDT	pg/g_{lipid}	6	5	83%	2381	211667	32474	83000	91400
Pesticides	Aldrin	pg/g_{lipid}	6	2	33%	347	731	539	539	272
Pesticides	Alpha BHC	pg/g_{lipid}	6	6	100%	157	1542	1394	1170	521

Table 3-47
Statistical Summary of Detected Analytes by Zone - Summer Flounder (Fillet) - Lipid Normalized

Parameter Group	Analyte	Units	Number of Valid Results[1]	Number of Detects	Detection Frequency	Minimum Detect	Maximum Detect	Median Value	Mean of Detects	Standard Deviation
Pesticides	Beta BHC	pg/g_{lipid}	6	4	67%	973	1633	1417	1360	278
Pesticides	cis-Chlordane	pg/g_{lipid}	6	6	100%	12268	385000	116615	147000	128000
Pesticides	cis-Nonachlor	pg/g_{lipid}	6	6	100%	7165	204167	62679	77300	67400
Pesticides	Dieldrin	pg/g_{lipid}	6	6	100%	15670	210833	95155	105000	66300
Pesticides	Endosulfan sulfate	pg/g_{lipid}	6	1	17%	1379	1379	NA	NA	NA
Pesticides	Endrin	pg/g_{lipid}	6	1	17%	1142	1142	NA	NA	NA
Pesticides	Gamma BHC (Lindane)	pg/g_{lipid}	6	2	33%	75.9	747	411	411	474
Pesticides	Heptachlor epoxide	pg/g_{lipid}	6	6	100%	3041	36583	20277	20100	10900
Pesticides	Hexachlorobenzene	pg/g_{lipid}	6	6	100%	4216	67667	38462	36400	20500
Pesticides	Mirex	pg/g_{lipid}	5	5	83%	398	8117	3927	4070	3080
Pesticides	Oxychlordane	pg/g_{lipid}	6	6	100%	6443	173333	60467	77100	57800
Pesticides	Total Alpha + Gamma Chlordane	pg/g_{lipid}	6	6	100%	17600	486000	156000	198000	157000
Pesticides	Total DDT (2,4 & 4,4)	pg/g_{lipid}	6	6	100%	167000	10500000	3195000	4120000	3640000
Pesticides	Total DDT (2,4)	pg/g_{lipid}	6	6	100%	21700	1280000	385000	468000	429000
Pesticides	Total DDT (4,4)	pg/g_{lipid}	6	6	100%	145000	9220000	2750000	3650000	3240000
Pesticides	Trans-chlordane	pg/g_{lipid}	6	6	100%	5330	100833	51916	51300	32000
Pesticides	Trans-nonachlor	pg/g_{lipid}	6	6	100%	15670	560000	147289	197000	189000
Semivolatiles	1-Methylnaphthalene	ug/kg_{lipid}	6	1	17%	1053	1053	NA	NA	NA
Semivolatiles	2-Methylnaphthalene	ug/kg_{lipid}	6	1	17%	1421	1421	NA	NA	NA
Semivolatiles	Acenaphthene	ug/kg_{lipid}	6	1	17%	1000	1000	NA	NA	NA
Semivolatiles	Anthracene	ug/kg_{lipid}	6	1	17%	347	347	NA	NA	NA
Semivolatiles	C1-Naphthalenes	ug/kg_{lipid}	6	1	17%	1684	1684	NA	NA	NA
Semivolatiles	C1-Phenanthrene/anthracene	ug/kg_{lipid}	6	1	17%	332	332	NA	NA	NA
Semivolatiles	C2-Naphthalenes	ug/kg_{lipid}	6	1	17%	684	684	NA	NA	NA
Semivolatiles	C3-Naphthalenes	ug/kg_{lipid}	6	1	17%	305	305	NA	NA	NA
Semivolatiles	Fluoranthene	ug/kg_{lipid}	6	1	17%	516	516	NA	NA	NA
Semivolatiles	Fluorene	ug/kg_{lipid}	6	1	17%	789	789	NA	NA	NA
Semivolatiles	Naphthalene	ug/kg_{lipid}	6	1	17%	3737	3737	NA	NA	NA
Semivolatiles	Phenanthrene	ug/kg_{lipid}	6	1	17%	1684	1684	NA	NA	NA
Semivolatiles	Pyrene	ug/kg_{lipid}	6	1	17%	300	300	NA	NA	NA
Semivolatiles	Total HMW PAHs	ug/kg_{lipid}	6	1	17%	816	816	NA	NA	NA
Semivolatiles	Total LMW PAHs	ug/kg_{lipid}	6	1	17%	8980	8980	NA	NA	NA
Semivolatiles	Total PAHs	ug/kg_{lipid}	6	1	17%	9790	9790	NA	NA	NA

Footnotes:
[1]Valid results are results that were found to be valid as a result of data validation. Only valid data are used in statistical analyses. Additional details regarding rejected data are provided in Appendix E of this report.

Notes:
1. Only detected values were included in the calculation of totals.
2. Non-detect ("U" qualified) data were excluded from the statistical analysis.

DDD = dichlorodiphenyldichloroethane
DDE = dichlorodiphenyldichloroethylene
DDT = dichlorodiphenyltrichloroethane
HMW = high molecular weight
LMW = low molecular weight
PAH = polycyclic aromatic hydrocarbon
PCB = polychlorinated biphenyl
NA = not applicable

% = percent
mg/kg = milligrams per kilogram
ng/g = nanograms per gram
ng/kg = nanograms per kilogram
pg/g = picograms per gram
ug/kg = micrograms per kilogram

Table 3-48
Statistical Summary of Detected Analytes - White Perch (Fillet) - Lipid Normalized

Parameter Group	Analyte	Units	Number of Valid Results[1]	Number of Detects	Detection Frequency	Minimum Detect	Maximum Detect	Median Value	Mean of Detects	Standard Deviation
Aroclor PCBs	Aroclor 1248	ug/kg_{lipid}	18	18	100%	5278	54237	13432	21100	15500
Aroclor PCBs	Aroclor 1254	ug/kg_{lipid}	18	18	100%	5994	52542	15164	21800	15200
Aroclor PCBs	Aroclor 1260	ug/kg_{lipid}	18	18	100%	2450	28814	7057	11000	8810
Aroclor PCBs	Total Aroclor PCBs (Sum Of 7 Aroclors)	ug/kg_{lipid}	18	18	100%	13900	136000	35170	53900	39200
Aroclor PCBs	Total Aroclor PCBs (Sum Of 9 Aroclors)	ug/kg_{lipid}	18	18	100%	13900	136000	35170	53900	39200
Dioxins/Furans	1,2,3,4,6,7,8-HpCDD	ng/kg_{lipid}	18	18	100%	12.3	39.1	21.7	23	7.73
Dioxins/Furans	1,2,3,4,6,7,8-HpCDF	ng/kg_{lipid}	18	18	100%	35.5	263	125	136	72.7
Dioxins/Furans	1,2,3,4,7,8,9-HpCDF	ng/kg_{lipid}	18	6	33%	3.65	12.1	5.53	6.43	3.26
Dioxins/Furans	1,2,3,4,7,8-HxCDD	ng/kg_{lipid}	18	18	100%	4.34	31.3	14.1	14.7	6.51
Dioxins/Furans	1,2,3,4,7,8-HxCDF	ng/kg_{lipid}	18	18	100%	20.1	363	97.7	104	77.4
Dioxins/Furans	1,2,3,6,7,8-HxCDD	ng/kg_{lipid}	18	18	100%	16.6	73.2	35.9	37.2	13.2
Dioxins/Furans	1,2,3,6,7,8-HxCDF	ng/kg_{lipid}	18	18	100%	28.4	163	71.9	77.4	34.7
Dioxins/Furans	1,2,3,7,8,9-HxCDD	ng/kg_{lipid}	18	16	89%	4.99	16.3	8.03	8.63	3.5
Dioxins/Furans	1,2,3,7,8,9-HxCDF	ng/kg_{lipid}	18	17	94%	3.44	13.9	5.42	6.8	3.29
Dioxins/Furans	1,2,3,7,8-PCDD	ng/kg_{lipid}	18	7	39%	30.8	91.0	63.3	58	25.4
Dioxins/Furans	1,2,3,7,8-PCDF	ng/kg_{lipid}	18	18	100%	81.0	263	198	181	55.2
Dioxins/Furans	2,3,4,6,7,8-HxCDF	ng/kg_{lipid}	18	18	100%	4.90	30.9	12.7	13.8	6.07
Dioxins/Furans	2,3,4,7,8-PCDF	ng/kg_{lipid}	18	18	100%	76.7	581	227	234	116
Dioxins/Furans	2,3,7,8-TCDD	ng/kg_{lipid}	18	18	100%	90.0	3695	859	1060	904
Dioxins/Furans	2,3,7,8-TCDF	ng/kg_{lipid}	18	18	100%	100	338	231	226	55.6
Dioxins/Furans	OCDD	ng/kg_{lipid}	18	18	100%	21.2	99.7	48.8	51	19.8
Dioxins/Furans	OCDF	ng/kg_{lipid}	18	18	100%	2.89	37.8	11.8	14.4	10.2
PCB Congeners	PCB-1	ng/kg_{lipid}	6	6	33%	1737	6813	2804	3740	2150
PCB Congeners	PCB-10	ng/kg_{lipid}	18	18	100%	2193	10000	3677	4290	1960
PCB Congeners	PCB-103	ng/kg_{lipid}	18	18	100%	12125	71899	30990	34500	15800
PCB Congeners	PCB-104	ng/kg_{lipid}	18	17	94%	994	14220	3513	4340	3270
PCB Congeners	PCB-105	ng/kg_{lipid}	18	18	100%	206875	989873	509517	488000	209000
PCB Congeners	PCB-107	ng/kg_{lipid}	18	18	100%	82500	297468	165767	158000	60800
PCB Congeners	PCB-108/124	ng/kg_{lipid}	18	18	100%	25563	93671	54744	53600	21100
PCB Congeners	PCB-11	ng/kg_{lipid}	17	5	28%	5519	13846	8250	8730	3530
PCB Congeners	PCB-110/115	ng/kg_{lipid}	18	18	100%	583750	3265823	1486742	1550000	726000
PCB Congeners	PCB-111	ng/kg_{lipid}	18	18	100%	1392	4342	2573	2580	811
PCB Congeners	PCB-112	ng/kg_{lipid}	13	13	72%	2667	11867	5475	6210	2780
PCB Congeners	PCB-114	ng/kg_{lipid}	18	18	100%	17000	70506	37443	36800	15000
PCB Congeners	PCB-118	ng/kg_{lipid}	18	18	100%	825000	3468354	1879735	1820000	732000
PCB Congeners	PCB-12/13	ng/kg_{lipid}	18	14	78%	449	1620	1029	954	369
PCB Congeners	PCB-120	ng/kg_{lipid}	18	18	100%	6563	22278	12756	12300	4480
PCB Congeners	PCB-121	ng/kg_{lipid}	18	18	100%	833	3190	1677	1680	636
PCB Congeners	PCB-122	ng/kg_{lipid}	18	18	100%	5425	22615	12419	13200	5870
PCB Congeners	PCB-123	ng/kg_{lipid}	18	18	100%	13438	68734	33845	35800	15000
PCB Congeners	PCB-126	ng/kg_{lipid}	18	18	100%	2163	6443	3936	3930	1340
PCB Congeners	PCB-127	ng/kg_{lipid}	18	18	100%	938	7772	2580	2830	1520
PCB Congeners	PCB-128/166	ng/kg_{lipid}	18	18	100%	76875	386076	184667	192000	83800
PCB Congeners	PCB-129/138/163	ng/kg_{lipid}	18	18	100%	968750	4202532	1979444	2000000	831000
PCB Congeners	PCB-133	ng/kg_{lipid}	18	18	100%	26889	87342	48819	49100	16100
PCB Congeners	PCB-135/151	ng/kg_{lipid}	18	18	100%	236384	1102532	456960	490000	220000
PCB Congeners	PCB-136	ng/kg_{lipid}	18	18	100%	49313	248101	102083	112000	53800
PCB Congeners	PCB-137	ng/kg_{lipid}	17	17	94%	41313	140769	76979	77000	27400
PCB Congeners	PCB-139/140	ng/kg_{lipid}	13	13	72%	16000	50538	31136	31900	10800
PCB Congeners	PCB-141	ng/kg_{lipid}	18	18	100%	113333	479747	232750	246000	103000
PCB Congeners	PCB-144	ng/kg_{lipid}	1	1	6%	125316	125316	NA	NA	NA
PCB Congeners	PCB-145	ng/kg_{lipid}	18	3	17%	553	800	607	653	130
PCB Congeners	PCB-147/149	ng/kg_{lipid}	18	18	100%	500625	2341772	1077557	1110000	508000
PCB Congeners	PCB-148	ng/kg_{lipid}	18	18	100%	3338	18987	7250	7390	3620
PCB Congeners	PCB-15	ng/kg_{lipid}	13	9	50%	419	2638	1691	1380	736
PCB Congeners	PCB-150	ng/kg_{lipid}	18	18	100%	2019	17595	5794	6450	3760
PCB Congeners	PCB-152	ng/kg_{lipid}	18	18	100%	619	4937	1537	1880	1200
PCB Congeners	PCB-153/168	ng/kg_{lipid}	18	18	100%	1037500	4443038	2224242	2200000	895000

Table 3-48
Statistical Summary of Detected Analytes - White Perch (Fillet) - Lipid Normalized

Parameter Group	Analyte	Units	Number of Valid Results[1]	Number of Detects	Detection Frequency	Minimum Detect	Maximum Detect	Median Value	Mean of Detects	Standard Deviation
PCB Congeners	PCB-154	ng/kg_{lipid}	18	18	100%	20375	119241	56661	54300	24400
PCB Congeners	PCB-155	ng/kg_{lipid}	18	18	100%	1869	33165	12753	13600	8660
PCB Congeners	PCB-156/157	ng/kg_{lipid}	18	18	100%	105264	370886	186813	186000	71200
PCB Congeners	PCB-158	ng/kg_{lipid}	18	18	100%	60500	307595	143056	143000	62100
PCB Congeners	PCB-16	ng/kg_{lipid}	18	18	100%	37313	172308	76023	83900	39400
PCB Congeners	PCB-162	ng/kg_{lipid}	18	15	83%	4695	29494	8218	9970	6280
PCB Congeners	PCB-164	ng/kg_{lipid}	13	13	72%	43704	141538	87727	85700	30000
PCB Congeners	PCB-167	ng/kg_{lipid}	18	18	100%	42963	135443	75889	74900	26400
PCB Congeners	PCB-17	ng/kg_{lipid}	18	18	100%	76250	300000	154845	164000	70500
PCB Congeners	PCB-170	ng/kg_{lipid}	18	18	100%	168750	717722	335424	340000	145000
PCB Congeners	PCB-172	ng/kg_{lipid}	12	12	67%	21738	118644	60367	65200	29100
PCB Congeners	PCB-175	ng/kg_{lipid}	4	4	22%	8625	19495	11880	13000	5270
PCB Congeners	PCB-176	ng/kg_{lipid}	18	18	100%	10854	54051	22969	25000	12100
PCB Congeners	PCB-178	ng/kg_{lipid}	12	12	67%	55034	167627	100056	101000	35200
PCB Congeners	PCB-179	ng/kg_{lipid}	18	18	100%	42621	193671	90080	92000	42700
PCB Congeners	PCB-18/30	ng/kg_{lipid}	18	18	100%	122500	493846	246733	267000	115000
PCB Congeners	PCB-180/193	ng/kg_{lipid}	18	17	94%	527500	2151899	973333	1030000	432000
PCB Congeners	PCB-184	ng/kg_{lipid}	18	18	100%	638	3631	1930	1980	923
PCB Congeners	PCB-188	ng/kg_{lipid}	14	14	78%	1886	7367	4084	4070	1630
PCB Congeners	PCB-189	ng/kg_{lipid}	10	10	56%	4262	18867	12207	12200	5010
PCB Congeners	PCB-19	ng/kg_{lipid}	18	18	100%	17148	67538	36402	38900	14200
PCB Congeners	PCB-190	ng/kg_{lipid}	18	18	100%	39313	163291	74333	77300	32400
PCB Congeners	PCB-191	ng/kg_{lipid}	18	18	100%	7222	33291	14312	14900	6770
PCB Congeners	PCB-194	ng/kg_{lipid}	18	18	100%	93125	363291	175174	182000	74200
PCB Congeners	PCB-195	ng/kg_{lipid}	18	18	100%	28625	129114	59462	62500	27000
PCB Congeners	PCB-196	ng/kg_{lipid}	18	18	100%	42000	205063	83955	91200	42100
PCB Congeners	PCB-198/199	ng/kg_{lipid}	18	18	100%	115625	465823	226493	236000	96300
PCB Congeners	PCB-20/28	ng/kg_{lipid}	18	18	100%	351250	1623077	855729	850000	362000
PCB Congeners	PCB-201	ng/kg_{lipid}	18	18	100%	13813	45823	25298	26500	9820
PCB Congeners	PCB-202	ng/kg_{lipid}	18	18	100%	45313	145570	77211	84400	30900
PCB Congeners	PCB-203	ng/kg_{lipid}	18	18	100%	83750	346835	152661	168000	70000
PCB Congeners	PCB-204	ng/kg_{lipid}	18	1	6%	650	650	NA	NA	NA
PCB Congeners	PCB-205	ng/kg_{lipid}	18	18	100%	3994	15063	7679	7720	3020
PCB Congeners	PCB-206	ng/kg_{lipid}	3	3	17%	65000	181013	157797	135000	61400
PCB Congeners	PCB-207	ng/kg_{lipid}	18	18	100%	5544	19333	11156	11900	4330
PCB Congeners	PCB-208	ng/kg_{lipid}	9	9	50%	11048	61013	37727	37300	16800
PCB Congeners	PCB-209	ng/kg_{lipid}	18	18	100%	30688	98354	56602	59000	17700
PCB Congeners	PCB-21/33	ng/kg_{lipid}	18	18	100%	51000	241538	113899	117000	51700
PCB Congeners	PCB-22	ng/kg_{lipid}	18	18	100%	59500	258462	142992	140000	60400
PCB Congeners	PCB-23	ng/kg_{lipid}	18	17	94%	216	822	403	423	188
PCB Congeners	PCB-24	ng/kg_{lipid}	18	1	6%	3313	3313	NA	NA	NA
PCB Congeners	PCB-25	ng/kg_{lipid}	18	18	100%	45556	176923	122510	107000	49100
PCB Congeners	PCB-26/29	ng/kg_{lipid}	18	18	100%	81111	293077	177086	172000	70300
PCB Congeners	PCB-27	ng/kg_{lipid}	18	18	100%	21111	70692	37811	39000	13100
PCB Congeners	PCB-31	ng/kg_{lipid}	18	18	100%	187500	900000	421622	420000	181000
PCB Congeners	PCB-32	ng/kg_{lipid}	18	18	100%	64074	305085	156408	154000	67200
PCB Congeners	PCB-34	ng/kg_{lipid}	18	18	100%	3004	12153	7805	7110	3350
PCB Congeners	PCB-37	ng/kg_{lipid}	18	18	100%	7722	39615	14743	16800	8000
PCB Congeners	PCB-38	ng/kg_{lipid}	18	16	89%	459	4215	956	1150	884
PCB Congeners	PCB-39	ng/kg_{lipid}	18	18	100%	1613	7734	3678	3860	1830
PCB Congeners	PCB-4	ng/kg_{lipid}	18	18	100%	22185	90000	41346	46400	18000
PCB Congeners	PCB-40/71	ng/kg_{lipid}	18	18	100%	190000	954430	509792	533000	242000
PCB Congeners	PCB-41	ng/kg_{lipid}	18	18	100%	12438	61772	28520	30800	15900
PCB Congeners	PCB-42	ng/kg_{lipid}	18	18	100%	123750	666102	343438	367000	173000
PCB Congeners	PCB-43	ng/kg_{lipid}	18	18	100%	19188	91899	48458	51100	22900
PCB Congeners	PCB-44/47/65	ng/kg_{lipid}	18	18	100%	528750	2632911	1357292	1470000	653000
PCB Congeners	PCB-45	ng/kg_{lipid}	18	17	94%	41500	202532	92292	102000	49000
PCB Congeners	PCB-46	ng/kg_{lipid}	18	18	100%	17688	75763	40568	42000	18600

Table 3-48
Statistical Summary of Detected Analytes - White Perch (Fillet) - Lipid Normalized

Parameter Group	Analyte	Units	Number of Valid Results[1]	Number of Detects	Detection Frequency	Minimum Detect	Maximum Detect	Median Value	Mean of Detects	Standard Deviation
PCB Congeners	PCB-48	ng/kg_{lipid}	18	18	100%	59875	322034	167917	177000	81500
PCB Congeners	PCB-49/69	ng/kg_{lipid}	18	18	100%	427500	2025316	1094792	1180000	514000
PCB Congeners	PCB-5	ng/kg_{lipid}	18	11	61%	163	823	292	357	192
PCB Congeners	PCB-50/53	ng/kg_{lipid}	18	18	100%	82500	340678	182206	190000	80300
PCB Congeners	PCB-51	ng/kg_{lipid}	18	18	100%	39938	305085	106810	126000	67400
PCB Congeners	PCB-52	ng/kg_{lipid}	18	18	100%	718750	2992308	1611269	1720000	727000
PCB Congeners	PCB-54	ng/kg_{lipid}	18	18	100%	2007	17797	4873	6270	4030
PCB Congeners	PCB-55	ng/kg_{lipid}	18	18	100%	3194	12177	6901	6790	2840
PCB Congeners	PCB-56	ng/kg_{lipid}	18	18	100%	140000	597692	376542	353000	149000
PCB Congeners	PCB-57	ng/kg_{lipid}	18	18	100%	3780	13231	7244	7520	2950
PCB Congeners	PCB-58	ng/kg_{lipid}	18	18	100%	2631	12538	7524	7860	3510
PCB Congeners	PCB-6	ng/kg_{lipid}	18	18	100%	6111	27627	15022	15200	6490
PCB Congeners	PCB-60	ng/kg_{lipid}	18	18	100%	58750	303077	160606	162000	69900
PCB Congeners	PCB-61/70/74/76	ng/kg_{lipid}	18	18	100%	718750	3461538	1954167	2040000	863000
PCB Congeners	PCB-62/75	ng/kg_{lipid}	18	18	100%	47750	222785	116108	124000	52300
PCB Congeners	PCB-63	ng/kg_{lipid}	18	18	100%	33125	119620	74612	74100	28200
PCB Congeners	PCB-64	ng/kg_{lipid}	18	18	100%	190000	1002532	508570	545000	248000
PCB Congeners	PCB-66	ng/kg_{lipid}	18	18	100%	463125	2658228	1413826	1480000	653000
PCB Congeners	PCB-67	ng/kg_{lipid}	18	18	100%	12500	62231	35563	34300	15400
PCB Congeners	PCB-68	ng/kg_{lipid}	18	18	100%	11438	37846	24104	23800	8830
PCB Congeners	PCB-7	ng/kg_{lipid}	18	17	94%	570	2962	1281	1290	586
PCB Congeners	PCB-72	ng/kg_{lipid}	18	18	100%	16063	51385	34508	33400	12700
PCB Congeners	PCB-73	ng/kg_{lipid}	18	18	100%	2779	10769	5581	6330	2450
PCB Congeners	PCB-77	ng/kg_{lipid}	18	18	100%	31905	116154	61563	62400	23100
PCB Congeners	PCB-79	ng/kg_{lipid}	18	18	100%	4313	25570	11654	11900	5570
PCB Congeners	PCB-8	ng/kg_{lipid}	18	18	100%	14778	66385	29538	30300	12500
PCB Congeners	PCB-81	ng/kg_{lipid}	18	16	89%	1110	4631	2152	2400	988
PCB Congeners	PCB-82	ng/kg_{lipid}	18	18	100%	37250	192405	94342	98700	47100
PCB Congeners	PCB-83	ng/kg_{lipid}	9	9	50%	14310	127848	75333	74600	37200
PCB Congeners	PCB-84	ng/kg_{lipid}	18	18	100%	96875	494937	235227	250000	114000
PCB Congeners	PCB-85/116/117	ng/kg_{lipid}	18	18	100%	111875	627848	306771	313000	140000
PCB Congeners	PCB-86/87/97/109/119/125	ng/kg_{lipid}	18	18	100%	316875	1708861	836553	856000	380000
PCB Congeners	PCB-89	ng/kg_{lipid}	18	18	100%	4844	28734	14261	14700	7030
PCB Congeners	PCB-9	ng/kg_{lipid}	18	18	100%	993	4562	2180	2290	981
PCB Congeners	PCB-90/101/113	ng/kg_{lipid}	18	18	100%	631250	3303797	1623106	1670000	736000
PCB Congeners	PCB-91	ng/kg_{lipid}	18	18	100%	95625	556962	262216	276000	128000
PCB Congeners	PCB-92	ng/kg_{lipid}	8	8	44%	91905	505385	267325	304000	146000
PCB Congeners	PCB-93/100	ng/kg_{lipid}	18	18	100%	19750	169620	63709	71200	39800
PCB Congeners	PCB-94	ng/kg_{lipid}	18	18	100%	6500	34810	16013	17000	8310
PCB Congeners	PCB-95	ng/kg_{lipid}	18	18	100%	409375	1592308	990625	970000	387000
PCB Congeners	PCB-96	ng/kg_{lipid}	18	18	100%	3700	20759	9551	9810	4900
PCB Congeners	PCB-98/102	ng/kg_{lipid}	18	18	100%	26688	164557	78594	83400	38900
PCB Congeners	PCB-99	ng/kg_{lipid}	13	13	72%	622222	2379747	1295455	1260000	518000
PCB Congeners	Total PCB Congeners (209)	ng/kg_{lipid}	18	18	100%	13600000	62500000	31900000	33300000	14000000
Pesticides	2,4'-DDD	pg/g_{lipid}	18	18	100%	291250	9303797	1614000	2480000	2660000
Pesticides	2,4'-DDE	pg/g_{lipid}	18	18	100%	196591	1936709	458526	638000	457000
Pesticides	2,4'-DDT	pg/g_{lipid}	18	18	100%	7188	1688889	100127	325000	500000
Pesticides	4,4'-DDD	pg/g_{lipid}	18	18	100%	1105682	46645570	4594551	8270000	10700000
Pesticides	4,4'-DDE	pg/g_{lipid}	18	18	100%	2322222	30000000	6169167	7880000	6640000
Pesticides	4,4'-DDT	pg/g_{lipid}	18	18	100%	60063	5145833	454587	1040000	1370000
Pesticides	Aldrin	pg/g_{lipid}	18	18	100%	872	6813	2552	3030	1990
Pesticides	Alpha BHC	pg/g_{lipid}	18	15	83%	1600	10889	2375	3360	2480
Pesticides	Beta BHC	pg/g_{lipid}	18	17	94%	1131	6753	2175	2450	1370
Pesticides	cis-Chlordane	pg/g_{lipid}	18	18	100%	466667	3711864	1235096	1490000	975000
Pesticides	cis-Nonachlor	pg/g_{lipid}	18	18	100%	152222	1111864	409832	516000	287000
Pesticides	Delta BHC	pg/g_{lipid}	18	3	17%	185	265	239	230	41
Pesticides	Dieldrin	pg/g_{lipid}	18	18	100%	222963	1040404	398750	488000	259000
Pesticides	Endosulfan sulfate	pg/g_{lipid}	18	1	6%	2978	2978	NA	NA	NA

Table 3-48
Statistical Summary of Detected Analytes - White Perch (Fillet) - Lipid Normalized

Parameter Group	Analyte	Units	Number of Valid Results[1]	Number of Detects	Detection Frequency	Minimum Detect	Maximum Detect	Median Value	Mean of Detects	Standard Deviation
Pesticides	Endrin	pg/g_{lipid}	18	12	67%	925	4331	1795	2210	1170
Pesticides	Endrin ketone	pg/g_{lipid}	15	2	11%	3704	7054	5379	5380	2370
Pesticides	Gamma BHC (Lindane)	pg/g_{lipid}	18	13	72%	611	2495	1117	1230	555
Pesticides	Heptachlor	pg/g_{lipid}	18	11	61%	548	3162	1123	1460	870
Pesticides	Heptachlor epoxide	pg/g_{lipid}	18	18	100%	45067	293750	94974	126000	73000
Pesticides	Hexachlorobenzene	pg/g_{lipid}	18	18	100%	27370	208475	70950	86100	51500
Pesticides	Mirex	pg/g_{lipid}	18	18	100%	5152	107045	17799	22000	23200
Pesticides	Oxychlordane	pg/g_{lipid}	18	18	100%	84667	354167	184742	198000	78500
Pesticides	Total Alpha + Gamma Chlordane	pg/g_{lipid}	18	18	100%	551000	4570000	1535000	1790000	1180000
Pesticides	Total DDT (2,4 & 4,4)	pg/g_{lipid}	18	18	100%	4780000	89700000	13050000	20600000	20400000
Pesticides	Total DDT (2,4)	pg/g_{lipid}	18	18	100%	509000	11500000	2340000	3440000	3310000
Pesticides	Total DDT (4,4)	pg/g_{lipid}	18	18	100%	4270000	78200000	11150000	17200000	17400000
Pesticides	Trans-chlordane	pg/g_{lipid}	18	18	100%	84074	859322	276292	302000	212000
Pesticides	Trans-nonachlor	pg/g_{lipid}	18	18	100%	503704	2711864	1059135	1320000	708000
Semivolatiles	Isophorone	ug/kg_{lipid}	18	3	17%	3358	5375	4733	4490	1030

Footnotes:
[1]Valid results are results that were found to be valid as a result of data validation. Only valid data are used in statistical analyses. Additional details regarding rejected data are provided in Appendix E of this report.

Notes:
1. Only detected values were included in the calculation of totals.
2. Non-detect ("U" qualified) data were excluded from the statistical analysis.

DDD = dichlorodiphenyldichloroethane
DDE = dichlorodiphenyldichloroethylene
DDT = dichlorodiphenyltrichloroethane
HMW = high molecular weight
LMW = low molecular weight
PAH = polycyclic aromatic hydrocarbon
PCB = polychlorinated biphenyl
NA = not applicable

% = percent
mg/kg = milligrams per kilogram
ng/g = nanograms per gram
ng/kg = nanograms per kilogram
pg/g = picograms per gram
ug/kg = micrograms per kilogram

Table 3-49
Statistical Summary of Detected Analytes by Zone - White Perch (Fillet) - Lipid Normalized

Parameter Group	Analyte	Units	Number of Valid Results[1]	Number of Detects	Detection Frequency	Minimum Detect	Maximum Detect	Median Value	Mean of Detects	Standard Deviation
NORTH ZONE										
Aroclor PCBs	Aroclor 1248	ug/kg_{lipid}	6	6	100%	5278	54237	10782	20400	20000
Aroclor PCBs	Aroclor 1254	ug/kg_{lipid}	6	6	100%	5994	52542	13156	22500	20500
Aroclor PCBs	Aroclor 1260	ug/kg_{lipid}	6	6	100%	2450	28814	3983	11200	12400
Aroclor PCBs	Total Aroclor PCBs (Sum Of 7 Aroclors)	ug/kg_{lipid}	6	6	100%	13900	136000	27900	54100	52700
Aroclor PCBs	Total Aroclor PCBs (Sum Of 9 Aroclors)	ug/kg_{lipid}	6	6	100%	13900	136000	27900	54100	52700
Dioxins/Furans	1,2,3,4,6,7,8-HpCDD	ng/kg_{lipid}	6	6	100%	14.7	39.1	30.4	28.3	10.4
Dioxins/Furans	1,2,3,4,6,7,8-HpCDF	ng/kg_{lipid}	6	6	100%	76.7	263	155	160	61.2
Dioxins/Furans	1,2,3,4,7,8,9-HpCDF	ng/kg_{lipid}	6	2	33%	3.67	4.67	4.17	4.17	0.711
Dioxins/Furans	1,2,3,4,7,8-HxCDD	ng/kg_{lipid}	6	6	100%	7.72	31.3	18.3	17.5	8.3
Dioxins/Furans	1,2,3,4,7,8-HxCDF	ng/kg_{lipid}	6	6	100%	70.6	363	131	158	105
Dioxins/Furans	1,2,3,6,7,8-HxCDD	ng/kg_{lipid}	6	6	100%	25.3	73.2	42.1	44.8	17
Dioxins/Furans	1,2,3,6,7,8-HxCDF	ng/kg_{lipid}	6	6	100%	49.5	163	92.7	99.8	42.5
Dioxins/Furans	1,2,3,7,8,9-HxCDD	ng/kg_{lipid}	6	6	100%	5.30	16.3	9.63	9.9	4.1
Dioxins/Furans	1,2,3,7,8,9-HxCDF	ng/kg_{lipid}	6	6	100%	3.77	12.3	8.63	8.29	3.81
Dioxins/Furans	1,2,3,7,8-PCDD	ng/kg_{lipid}	6	2	33%	87.8	91.0	89.4	89.4	2.27
Dioxins/Furans	1,2,3,7,8-PCDF	ng/kg_{lipid}	6	6	100%	102	263	224	201	60.5
Dioxins/Furans	2,3,4,6,7,8-HxCDF	ng/kg_{lipid}	6	6	100%	8.28	30.9	15.3	16.5	8.07
Dioxins/Furans	2,3,4,7,8-PCDF	ng/kg_{lipid}	6	6	100%	191	581	284	317	145
Dioxins/Furans	2,3,7,8-TCDD	ng/kg_{lipid}	6	6	100%	444	3695	996	1630	1290
Dioxins/Furans	2,3,7,8-TCDF	ng/kg_{lipid}	6	6	100%	163	338	229	236	58.6
Dioxins/Furans	OCDD	ng/kg_{lipid}	6	6	100%	28.9	99.7	54.0	58.2	24.4
Dioxins/Furans	OCDF	ng/kg_{lipid}	6	6	100%	6.44	37.8	13.5	18.5	14
PCB Congeners	PCB-1	ng/kg_{lipid}	3	3	50%	2228	6051	2420	3570	2150
PCB Congeners	PCB-10	ng/kg_{lipid}	6	6	100%	2400	8231	4115	4510	2060
PCB Congeners	PCB-103	ng/kg_{lipid}	6	6	100%	24709	71899	40031	44000	20700
PCB Congeners	PCB-104	ng/kg_{lipid}	6	6	100%	2428	14220	5068	6420	4630
PCB Congeners	PCB-105	ng/kg_{lipid}	6	6	100%	251078	989873	626916	615000	264000
PCB Congeners	PCB-107	ng/kg_{lipid}	6	6	100%	88872	297468	190582	189000	73600
PCB Congeners	PCB-108/124	ng/kg_{lipid}	6	6	100%	26326	93671	66595	63100	27400
PCB Congeners	PCB-11	ng/kg_{lipid}	6	1	17%	13846	13846	NA	NA	NA
PCB Congeners	PCB-110/115	ng/kg_{lipid}	6	6	100%	660526	3265823	1851502	1890000	946000
PCB Congeners	PCB-111	ng/kg_{lipid}	6	6	100%	2450	4342	3085	3200	732
PCB Congeners	PCB-112	ng/kg_{lipid}	6	6	100%	3781	10000	5035	6040	2560
PCB Congeners	PCB-114	ng/kg_{lipid}	6	6	100%	21036	70506	45303	45600	18500
PCB Congeners	PCB-118	ng/kg_{lipid}	6	6	100%	1024311	3468354	2257030	2250000	885000
PCB Congeners	PCB-12/13	ng/kg_{lipid}	6	3	50%	627	1620	1585	1280	563
PCB Congeners	PCB-120	ng/kg_{lipid}	6	6	100%	9866	22278	15022	15000	4550
PCB Congeners	PCB-121	ng/kg_{lipid}	6	6	100%	1411	3190	2160	2190	727
PCB Congeners	PCB-122	ng/kg_{lipid}	6	6	100%	5815	22615	16232	15200	7450
PCB Congeners	PCB-123	ng/kg_{lipid}	6	6	100%	20016	68734	39194	40800	18000
PCB Congeners	PCB-126	ng/kg_{lipid}	6	6	100%	2551	6443	4947	4770	1470
PCB Congeners	PCB-127	ng/kg_{lipid}	6	6	100%	1721	7772	3505	3840	2200
PCB Congeners	PCB-128/166	ng/kg_{lipid}	6	6	100%	108496	386076	256818	247000	101000
PCB Congeners	PCB-129/138/163	ng/kg_{lipid}	6	6	100%	1276441	4202532	2523209	2580000	1020000
PCB Congeners	PCB-133	ng/kg_{lipid}	6	6	100%	41333	87342	58601	60800	17900
PCB Congeners	PCB-135/151	ng/kg_{lipid}	6	6	100%	280602	1102532	598715	616000	314000
PCB Congeners	PCB-136	ng/kg_{lipid}	6	6	100%	56241	248101	138029	141000	76500
PCB Congeners	PCB-137	ng/kg_{lipid}	5	5	83%	51679	140769	82500	91800	34800
PCB Congeners	PCB-139/140	ng/kg_{lipid}	5	5	83%	21702	50538	31136	35700	13100
PCB Congeners	PCB-141	ng/kg_{lipid}	6	6	100%	126779	479747	267290	294000	142000
PCB Congeners	PCB-144	ng/kg_{lipid}	1	1	17%	125316	125316	NA	NA	NA
PCB Congeners	PCB-145	ng/kg_{lipid}	6	1	17%	800	800	NA	NA	NA
PCB Congeners	PCB-147/149	ng/kg_{lipid}	6	6	100%	560276	2341772	1437461	1410000	685000
PCB Congeners	PCB-148	ng/kg_{lipid}	6	6	100%	4933	18987	9271	10100	4830
PCB Congeners	PCB-15	ng/kg_{lipid}	4	2	33%	419	2638	1529	1530	1570
PCB Congeners	PCB-150	ng/kg_{lipid}	6	6	100%	3794	17595	7830	8780	5280
PCB Congeners	PCB-152	ng/kg_{lipid}	6	6	100%	856	4937	2377	2720	1700

Table 3-49
Statistical Summary of Detected Analytes by Zone - White Perch (Fillet) - Lipid Normalized

Parameter Group	Analyte	Units	Number of Valid Results[1]	Number of Detects	Detection Frequency	Minimum Detect	Maximum Detect	Median Value	Mean of Detects	Standard Deviation
PCB Congeners	PCB-153/168	ng/kg_{lipid}	6	6	100%	1613409	4443038	2707627	2860000	1010000
PCB Congeners	PCB-154	ng/kg_{lipid}	6	6	100%	37500	119241	69946	72100	28100
PCB Congeners	PCB-155	ng/kg_{lipid}	6	6	100%	7167	33165	13524	18300	11800
PCB Congeners	PCB-156/157	ng/kg_{lipid}	6	6	100%	113008	370886	231943	234000	90500
PCB Congeners	PCB-158	ng/kg_{lipid}	6	6	100%	89398	307595	184900	186000	76600
PCB Congeners	PCB-16	ng/kg_{lipid}	6	6	100%	58722	172308	108549	110000	50900
PCB Congeners	PCB-162	ng/kg_{lipid}	6	5	83%	6035	29494	11077	14900	9140
PCB Congeners	PCB-164	ng/kg_{lipid}	5	5	83%	45000	141538	87727	95000	39300
PCB Congeners	PCB-167	ng/kg_{lipid}	6	6	100%	46086	135443	94767	92600	30800
PCB Congeners	PCB-17	ng/kg_{lipid}	6	6	100%	112644	300000	199633	202000	88000
PCB Congeners	PCB-170	ng/kg_{lipid}	6	6	100%	208684	717722	390017	437000	183000
PCB Congeners	PCB-172	ng/kg_{lipid}	3	3	50%	21738	118644	90769	77100	49900
PCB Congeners	PCB-176	ng/kg_{lipid}	6	6	100%	11454	54051	29471	31600	16900
PCB Congeners	PCB-178	ng/kg_{lipid}	3	3	50%	96111	167627	125000	130000	36000
PCB Congeners	PCB-179	ng/kg_{lipid}	6	6	100%	49774	193671	112504	118000	58700
PCB Congeners	PCB-18/30	ng/kg_{lipid}	6	6	100%	170840	493846	332624	335000	143000
PCB Congeners	PCB-180/193	ng/kg_{lipid}	6	5	83%	1022222	2151899	1246154	1430000	471000
PCB Congeners	PCB-184	ng/kg_{lipid}	6	6	100%	1267	3139	2248	2180	733
PCB Congeners	PCB-188	ng/kg_{lipid}	6	6	100%	2911	7367	5128	5080	1540
PCB Congeners	PCB-189	ng/kg_{lipid}	2	2	33%	4262	18692	11477	11500	10200
PCB Congeners	PCB-19	ng/kg_{lipid}	6	6	100%	25556	67538	46169	47000	17900
PCB Congeners	PCB-190	ng/kg_{lipid}	6	6	100%	52970	163291	85503	98800	41300
PCB Congeners	PCB-191	ng/kg_{lipid}	6	6	100%	10391	33291	17200	19900	8310
PCB Congeners	PCB-194	ng/kg_{lipid}	6	6	100%	137368	363291	197858	231000	88700
PCB Congeners	PCB-195	ng/kg_{lipid}	6	6	100%	44292	129114	67364	79900	33100
PCB Congeners	PCB-196	ng/kg_{lipid}	6	6	100%	76905	205063	101080	122000	49200
PCB Congeners	PCB-198/199	ng/kg_{lipid}	6	6	100%	165388	465823	269362	298000	110000
PCB Congeners	PCB-20/28	ng/kg_{lipid}	6	6	100%	557143	1623077	1027467	1040000	445000
PCB Congeners	PCB-201	ng/kg_{lipid}	6	6	100%	20900	45823	33941	33100	9200
PCB Congeners	PCB-202	ng/kg_{lipid}	6	6	100%	69486	145570	108292	106000	30500
PCB Congeners	PCB-203	ng/kg_{lipid}	6	6	100%	138509	346835	196757	216000	79900
PCB Congeners	PCB-205	ng/kg_{lipid}	6	6	100%	5321	15063	8368	9580	3850
PCB Congeners	PCB-206	ng/kg_{lipid}	2	2	33%	157797	181013	169405	169000	16400
PCB Congeners	PCB-207	ng/kg_{lipid}	6	6	100%	11096	18481	13564	13900	2820
PCB Congeners	PCB-208	ng/kg_{lipid}	4	4	67%	11048	61013	48224	42100	21700
PCB Congeners	PCB-209	ng/kg_{lipid}	6	6	100%	43777	98354	62071	64600	19500
PCB Congeners	PCB-21/33	ng/kg_{lipid}	6	6	100%	69987	241538	131889	143000	69800
PCB Congeners	PCB-22	ng/kg_{lipid}	6	6	100%	88559	258462	169009	172000	76000
PCB Congeners	PCB-23	ng/kg_{lipid}	6	5	83%	238	822	754	575	279
PCB Congeners	PCB-25	ng/kg_{lipid}	6	6	100%	49388	176923	102163	109000	52900
PCB Congeners	PCB-26/29	ng/kg_{lipid}	6	6	100%	94073	293077	181343	193000	83100
PCB Congeners	PCB-27	ng/kg_{lipid}	6	6	100%	33529	70692	47851	49300	14500
PCB Congeners	PCB-31	ng/kg_{lipid}	6	6	100%	300000	900000	431919	480000	222000
PCB Congeners	PCB-32	ng/kg_{lipid}	6	6	100%	95338	305085	187815	189000	88500
PCB Congeners	PCB-34	ng/kg_{lipid}	6	6	100%	3618	12153	7380	7610	3850
PCB Congeners	PCB-37	ng/kg_{lipid}	6	6	100%	7722	39615	13975	18400	12300
PCB Congeners	PCB-38	ng/kg_{lipid}	6	6	100%	548	4215	1224	1560	1360
PCB Congeners	PCB-39	ng/kg_{lipid}	6	6	100%	1977	7734	4933	4870	2570
PCB Congeners	PCB-4	ng/kg_{lipid}	6	6	100%	28778	77692	49581	51200	20700
PCB Congeners	PCB-40/71	ng/kg_{lipid}	6	6	100%	294624	954430	642526	639000	299000
PCB Congeners	PCB-41	ng/kg_{lipid}	6	6	100%	15203	61772	43412	41800	21200
PCB Congeners	PCB-42	ng/kg_{lipid}	6	6	100%	183409	666102	429983	435000	214000
PCB Congeners	PCB-43	ng/kg_{lipid}	6	6	100%	30122	91899	62876	62200	29500
PCB Congeners	PCB-44/47/65	ng/kg_{lipid}	6	6	100%	889599	2632911	1811976	1790000	811000
PCB Congeners	PCB-45	ng/kg_{lipid}	6	6	100%	60602	202532	123951	127000	60300
PCB Congeners	PCB-46	ng/kg_{lipid}	6	6	100%	25268	75763	51688	51800	23800
PCB Congeners	PCB-48	ng/kg_{lipid}	6	6	100%	86930	322034	229625	219000	110000
PCB Congeners	PCB-49/69	ng/kg_{lipid}	6	6	100%	674311	2025316	1407203	1400000	602000

Table 3-49
Statistical Summary of Detected Analytes by Zone - White Perch (Fillet) - Lipid Normalized

Parameter Group	Analyte	Units	Number of Valid Results[1]	Number of Detects	Detection Frequency	Minimum Detect	Maximum Detect	Median Value	Mean of Detects	Standard Deviation
PCB Congeners	PCB-5	ng/kg_{lipid}	6	3	50%	261	823	562	549	281
PCB Congeners	PCB-50/53	ng/kg_{lipid}	6	6	100%	117895	340678	245620	236000	103000
PCB Congeners	PCB-51	ng/kg_{lipid}	6	6	100%	82614	305085	155385	169000	92300
PCB Congeners	PCB-52	ng/kg_{lipid}	6	6	100%	960025	2992308	2006837	2050000	901000
PCB Congeners	PCB-54	ng/kg_{lipid}	6	6	100%	3656	17797	6934	8090	5410
PCB Congeners	PCB-55	ng/kg_{lipid}	6	6	100%	3194	12177	6496	7340	3900
PCB Congeners	PCB-56	ng/kg_{lipid}	6	6	100%	190840	597692	422979	408000	187000
PCB Congeners	PCB-57	ng/kg_{lipid}	6	6	100%	4434	13231	8549	8580	3550
PCB Congeners	PCB-58	ng/kg_{lipid}	6	6	100%	4418	12538	9457	8830	3800
PCB Congeners	PCB-6	ng/kg_{lipid}	6	6	100%	6891	27627	15436	16400	8400
PCB Congeners	PCB-60	ng/kg_{lipid}	6	6	100%	99950	303077	222275	214000	79500
PCB Congeners	PCB-61/70/74/76	ng/kg_{lipid}	6	6	100%	1121429	3461538	2374904	2370000	1020000
PCB Congeners	PCB-62/75	ng/kg_{lipid}	6	6	100%	78459	222785	151709	150000	62500
PCB Congeners	PCB-63	ng/kg_{lipid}	6	6	100%	45243	119620	90224	86700	31700
PCB Congeners	PCB-64	ng/kg_{lipid}	6	6	100%	274261	1002532	634091	645000	299000
PCB Congeners	PCB-66	ng/kg_{lipid}	6	6	100%	772431	2658228	1763579	1750000	758000
PCB Congeners	PCB-67	ng/kg_{lipid}	6	6	100%	19400	62231	40610	40100	19800
PCB Congeners	PCB-68	ng/kg_{lipid}	6	6	100%	15744	37846	27576	27100	9830
PCB Congeners	PCB-7	ng/kg_{lipid}	6	5	83%	724	2962	1582	1570	916
PCB Congeners	PCB-72	ng/kg_{lipid}	6	6	100%	21013	51385	37597	37200	13800
PCB Congeners	PCB-73	ng/kg_{lipid}	6	6	100%	4929	10769	7306	7570	2730
PCB Congeners	PCB-77	ng/kg_{lipid}	6	6	100%	42167	116154	70371	74500	29500
PCB Congeners	PCB-79	ng/kg_{lipid}	6	6	100%	6053	25570	13344	14400	7430
PCB Congeners	PCB-8	ng/kg_{lipid}	6	6	100%	19778	66385	32000	35800	18200
PCB Congeners	PCB-81	ng/kg_{lipid}	6	5	83%	1969	4631	2818	3080	1150
PCB Congeners	PCB-82	ng/kg_{lipid}	6	6	100%	41066	192405	122535	122000	62100
PCB Congeners	PCB-83	ng/kg_{lipid}	4	4	67%	14310	127848	94850	83000	48300
PCB Congeners	PCB-84	ng/kg_{lipid}	6	6	100%	124060	494937	301381	304000	148000
PCB Congeners	PCB-85/116/117	ng/kg_{lipid}	6	6	100%	164712	627848	385911	384000	168000
PCB Congeners	PCB-86/87/97/109/119/125	ng/kg_{lipid}	6	6	100%	416241	1708861	1037194	1030000	483000
PCB Congeners	PCB-89	ng/kg_{lipid}	6	6	100%	5297	28734	17028	17300	9530
PCB Congeners	PCB-9	ng/kg_{lipid}	6	6	100%	1338	4562	2668	2810	1380
PCB Congeners	PCB-90/101/113	ng/kg_{lipid}	6	6	100%	841479	3303797	2010112	2030000	935000
PCB Congeners	PCB-91	ng/kg_{lipid}	6	6	100%	137857	556962	317745	328000	159000
PCB Congeners	PCB-92	ng/kg_{lipid}	3	3	50%	91905	505385	472881	357000	230000
PCB Congeners	PCB-93/100	ng/kg_{lipid}	6	6	100%	45389	169620	84607	99600	54300
PCB Congeners	PCB-94	ng/kg_{lipid}	6	6	100%	11222	34810	20059	21900	11400
PCB Congeners	PCB-95	ng/kg_{lipid}	6	6	100%	545238	1592308	1221716	1140000	431000
PCB Congeners	PCB-96	ng/kg_{lipid}	6	6	100%	5690	20759	11697	12300	6760
PCB Congeners	PCB-98/102	ng/kg_{lipid}	6	6	100%	50133	164557	96106	101000	49200
PCB Congeners	PCB-99	ng/kg_{lipid}	6	6	100%	770802	2379747	1442643	1490000	585000
PCB Congeners	Total PCB Congeners (209)	ng/kg_{lipid}	6	6	100%	19400000	62500000	41950000	41200000	17200000
Pesticides	2,4'-DDD	pg/g_{lipid}	6	6	100%	307955	9303797	1890456	3100000	3210000
Pesticides	2,4'-DDE	pg/g_{lipid}	6	6	100%	196591	1936709	737763	857000	632000
Pesticides	2,4'-DDT	pg/g_{lipid}	6	6	100%	11818	1688889	147158	387000	645000
Pesticides	4,4'-DDD	pg/g_{lipid}	6	6	100%	1105682	46645570	6178232	12300000	17000000
Pesticides	4,4'-DDE	pg/g_{lipid}	6	6	100%	3090909	30000000	7068943	10900000	10200000
Pesticides	4,4'-DDT	pg/g_{lipid}	6	6	100%	68409	3072222	608866	1030000	1130000
Pesticides	Aldrin	pg/g_{lipid}	6	6	100%	872	6661	1998	2630	2170
Pesticides	Alpha BHC	pg/g_{lipid}	6	5	83%	1731	10889	4051	4980	3770
Pesticides	Beta BHC	pg/g_{lipid}	6	5	83%	1428	6753	1781	2830	2240
Pesticides	cis-Chlordane	pg/g_{lipid}	6	6	100%	627778	3711864	1021954	1550000	1220000
Pesticides	cis-Nonachlor	pg/g_{lipid}	6	6	100%	272222	1111864	344942	527000	355000
Pesticides	Delta BHC	pg/g_{lipid}	6	2	33%	239	265	252	252	18.1
Pesticides	Dieldrin	pg/g_{lipid}	6	6	100%	265514	1022034	455705	562000	315000
Pesticides	Endosulfan sulfate	pg/g_{lipid}	6	1	17%	2978	2978	NA	NA	NA
Pesticides	Endrin	pg/g_{lipid}	6	4	67%	925	1969	1581	1510	437
Pesticides	Endrin ketone	pg/g_{lipid}	6	1	17%	7054	7054	NA	NA	NA

Table 3-49
Statistical Summary of Detected Analytes by Zone - White Perch (Fillet) - Lipid Normalized

Parameter Group	Analyte	Units	Number of Valid Results[1]	Number of Detects	Detection Frequency	Minimum Detect	Maximum Detect	Median Value	Mean of Detects	Standard Deviation
Pesticides	Gamma BHC (Lindane)	pg/g_{lipid}	6	3	50%	1069	1225	1117	1140	80
Pesticides	Heptachlor	pg/g_{lipid}	6	2	33%	933	1123	1028	1030	134
Pesticides	Heptachlor epoxide	pg/g_{lipid}	6	6	100%	54787	225424	89530	110000	64000
Pesticides	Hexachlorobenzene	pg/g_{lipid}	6	6	100%	45722	208475	70950	107000	69400
Pesticides	Mirex	pg/g_{lipid}	6	6	100%	5152	107045	17024	30400	38300
Pesticides	Oxychlordane	pg/g_{lipid}	6	6	100%	122727	289873	203077	213000	60500
Pesticides	Total Alpha + Gamma Chlordane	pg/g_{lipid}	6	6	100%	726000	4570000	1250000	1870000	1500000
Pesticides	Total DDT (2,4 & 4,4)	pg/g_{lipid}	6	6	100%	4780000	89700000	20675000	28600000	30800000
Pesticides	Total DDT (2,4)	pg/g_{lipid}	6	6	100%	516000	11500000	3007500	4340000	3890000
Pesticides	Total DDT (4,4)	pg/g_{lipid}	6	6	100%	4270000	78200000	16250000	24200000	27100000
Pesticides	Trans-chlordane	pg/g_{lipid}	6	6	100%	97778	859322	227567	322000	288000
Pesticides	Trans-nonachlor	pg/g_{lipid}	6	6	100%	666040	2711864	854274	1350000	935000
Semivolatiles	Isophorone	ug/kg_{lipid}	6	1	17%	3358	3358	NA	NA	NA
CENTRAL ZONE										
Aroclor PCBs	Aroclor 1248	ug/kg_{lipid}	6	6	100%	10000	48485	14536	22800	15700
Aroclor PCBs	Aroclor 1254	ug/kg_{lipid}	6	6	100%	10667	50505	15192	22000	15000
Aroclor PCBs	Aroclor 1260	ug/kg_{lipid}	6	6	100%	3667	26263	7909	10900	8530
Aroclor PCBs	Total Aroclor PCBs (Sum Of 7 Aroclors)	ug/kg_{lipid}	6	6	100%	24300	125000	37620	55700	38800
Aroclor PCBs	Total Aroclor PCBs (Sum Of 9 Aroclors)	ug/kg_{lipid}	6	6	100%	24300	125000	37620	55700	38800
Dioxins/Furans	1,2,3,4,6,7,8-HpCDD	ng/kg_{lipid}	6	6	100%	12.3	30.1	21.2	21	5.71
Dioxins/Furans	1,2,3,4,6,7,8-HpCDF	ng/kg_{lipid}	6	6	100%	71.3	261	175	176	76.4
Dioxins/Furans	1,2,3,4,7,8,9-HpCDF	ng/kg_{lipid}	6	2	33%	6.38	12.1	9.23	9.23	4.02
Dioxins/Furans	1,2,3,4,7,8-HxCDD	ng/kg_{lipid}	6	6	100%	6.62	22.6	15.2	15.3	5.79
Dioxins/Furans	1,2,3,4,7,8-HxCDF	ng/kg_{lipid}	6	6	100%	79.6	152	103	106	25.4
Dioxins/Furans	1,2,3,6,7,8-HxCDD	ng/kg_{lipid}	6	6	100%	16.6	37.2	34.6	30.6	8.24
Dioxins/Furans	1,2,3,6,7,8-HxCDF	ng/kg_{lipid}	6	6	100%	46.8	109	80.3	82	23
Dioxins/Furans	1,2,3,7,8,9-HxCDD	ng/kg_{lipid}	6	5	83%	4.99	14.9	6.44	7.93	4.12
Dioxins/Furans	1,2,3,7,8,9-HxCDF	ng/kg_{lipid}	6	5	83%	4.17	13.9	5.42	6.78	4
Dioxins/Furans	1,2,3,7,8-PCDD	ng/kg_{lipid}	6	3	50%	30.8	64.1	34.0	43	18.4
Dioxins/Furans	1,2,3,7,8-PCDF	ng/kg_{lipid}	6	6	100%	95.9	248	197	185	56.1
Dioxins/Furans	2,3,4,6,7,8-HxCDF	ng/kg_{lipid}	6	6	100%	8.88	22.0	13.8	14.8	4.58
Dioxins/Furans	2,3,4,7,8-PCDF	ng/kg_{lipid}	6	6	100%	150	265	227	224	40.9
Dioxins/Furans	2,3,7,8-TCDD	ng/kg_{lipid}	6	6	100%	593	1988	863	1010	507
Dioxins/Furans	2,3,7,8-TCDF	ng/kg_{lipid}	6	6	100%	139	289	221	218	48.6
Dioxins/Furans	OCDD	ng/kg_{lipid}	6	6	100%	21.2	48.7	38.8	37.7	9.33
Dioxins/Furans	OCDF	ng/kg_{lipid}	6	6	100%	6.11	27.2	17.2	15.7	8.08
PCB Congeners	PCB-1	ng/kg_{lipid}	2	2	33%	3187	6813	5000	5000	2560
PCB Congeners	PCB-10	ng/kg_{lipid}	6	6	100%	2488	10000	4123	4850	2640
PCB Congeners	PCB-103	ng/kg_{lipid}	6	6	100%	16076	44313	37167	33800	10100
PCB Congeners	PCB-104	ng/kg_{lipid}	6	5	83%	1633	5813	3633	3700	1570
PCB Congeners	PCB-105	ng/kg_{lipid}	6	6	100%	264736	610000	547021	485000	148000
PCB Congeners	PCB-107	ng/kg_{lipid}	6	6	100%	92175	208081	185563	164000	51100
PCB Congeners	PCB-108/124	ng/kg_{lipid}	6	6	100%	29405	68586	61367	54600	15500
PCB Congeners	PCB-11	ng/kg_{lipid}	5	1	17%	10467	10467	NA	NA	NA
PCB Congeners	PCB-110/115	ng/kg_{lipid}	6	6	100%	723815	2131250	1850606	1620000	549000
PCB Congeners	PCB-111	ng/kg_{lipid}	6	6	100%	1392	3193	2802	2470	791
PCB Congeners	PCB-112	ng/kg_{lipid}	3	3	50%	4756	11867	7438	8020	3590
PCB Congeners	PCB-114	ng/kg_{lipid}	6	6	100%	21895	47071	41692	37200	11100
PCB Congeners	PCB-118	ng/kg_{lipid}	6	6	100%	1015635	2373737	2101667	1840000	569000
PCB Congeners	PCB-12/13	ng/kg_{lipid}	6	5	83%	449	1147	1081	927	286
PCB Congeners	PCB-120	ng/kg_{lipid}	6	6	100%	6771	16563	14560	12600	4400
PCB Congeners	PCB-121	ng/kg_{lipid}	6	6	100%	859	1869	1677	1510	409
PCB Congeners	PCB-122	ng/kg_{lipid}	6	6	100%	6776	19192	13723	13700	4670
PCB Congeners	PCB-123	ng/kg_{lipid}	6	6	100%	20169	51010	44867	38600	13100
PCB Congeners	PCB-126	ng/kg_{lipid}	6	6	100%	2852	5180	4366	4120	974
PCB Congeners	PCB-127	ng/kg_{lipid}	6	6	100%	1542	3323	2580	2440	664
PCB Congeners	PCB-128/166	ng/kg_{lipid}	6	6	100%	85145	248485	209000	186000	66300
PCB Congeners	PCB-129/138/163	ng/kg_{lipid}	6	6	100%	1007301	2513333	2183232	1920000	628000

Table 3-49
Statistical Summary of Detected Analytes by Zone - White Perch (Fillet) - Lipid Normalized

Parameter Group	Analyte	Units	Number of Valid Results[1]	Number of Detects	Detection Frequency	Minimum Detect	Maximum Detect	Median Value	Mean of Detects	Standard Deviation
PCB Congeners	PCB-133	ng/kg_{lipid}	6	6	100%	30873	62020	50200	47100	12800
PCB Congeners	PCB-135/151	ng/kg_{lipid}	6	6	100%	236384	577500	522152	465000	135000
PCB Congeners	PCB-136	ng/kg_{lipid}	6	6	100%	53696	137500	120929	108000	30600
PCB Congeners	PCB-137	ng/kg_{lipid}	6	6	100%	44429	98000	90778	79100	24000
PCB Congeners	PCB-139/140	ng/kg_{lipid}	4	4	67%	22500	41563	36400	34200	8400
PCB Congeners	PCB-141	ng/kg_{lipid}	6	6	100%	122745	305625	274333	247000	70900
PCB Congeners	PCB-145	ng/kg_{lipid}	6	2	33%	553	607	580	580	38.7
PCB Congeners	PCB-147/149	ng/kg_{lipid}	6	6	100%	535092	1418750	1249697	1100000	340000
PCB Congeners	PCB-148	ng/kg_{lipid}	6	6	100%	3733	8313	7505	6700	1900
PCB Congeners	PCB-15	ng/kg_{lipid}	4	2	33%	667	1747	1207	1210	764
PCB Congeners	PCB-150	ng/kg_{lipid}	6	6	100%	2910	8188	7205	6320	2000
PCB Congeners	PCB-152	ng/kg_{lipid}	6	6	100%	709	2100	1614	1580	493
PCB Congeners	PCB-153/168	ng/kg_{lipid}	6	6	100%	1183524	2906667	2437879	2150000	725000
PCB Congeners	PCB-154	ng/kg_{lipid}	6	6	100%	28439	67500	61440	53400	17000
PCB Congeners	PCB-155	ng/kg_{lipid}	6	6	100%	5851	18188	16617	14800	4680
PCB Congeners	PCB-156/157	ng/kg_{lipid}	6	6	100%	105264	220202	200354	177000	51400
PCB Congeners	PCB-158	ng/kg_{lipid}	6	6	100%	70807	177333	156313	138000	43600
PCB Congeners	PCB-16	ng/kg_{lipid}	6	6	100%	42497	108750	86042	82000	22300
PCB Congeners	PCB-162	ng/kg_{lipid}	6	4	67%	4695	10303	9700	8600	2620
PCB Congeners	PCB-164	ng/kg_{lipid}	4	4	67%	65625	106875	97667	92000	18100
PCB Congeners	PCB-167	ng/kg_{lipid}	6	6	100%	44450	92667	83042	73300	22400
PCB Congeners	PCB-17	ng/kg_{lipid}	6	6	100%	86216	238750	172146	168000	49200
PCB Congeners	PCB-170	ng/kg_{lipid}	6	6	100%	179576	451333	367583	336000	108000
PCB Congeners	PCB-172	ng/kg_{lipid}	4	4	67%	40091	98667	68182	68800	29300
PCB Congeners	PCB-175	ng/kg_{lipid}	2	2	33%	8759	19495	14127	14100	7590
PCB Congeners	PCB-176	ng/kg_{lipid}	6	6	100%	10854	32733	25894	24600	8000
PCB Congeners	PCB-178	ng/kg_{lipid}	6	6	100%	55034	137333	111091	101000	33000
PCB Congeners	PCB-179	ng/kg_{lipid}	6	6	100%	42621	111250	97354	88400	26700
PCB Congeners	PCB-18/30	ng/kg_{lipid}	6	6	100%	143612	364375	284646	270000	73500
PCB Congeners	PCB-180/193	ng/kg_{lipid}	6	6	100%	556804	1373333	1077292	994000	324000
PCB Congeners	PCB-184	ng/kg_{lipid}	6	6	100%	918	3631	2597	2400	1080
PCB Congeners	PCB-188	ng/kg_{lipid}	4	4	67%	2263	5320	4350	4070	1320
PCB Congeners	PCB-189	ng/kg_{lipid}	3	3	50%	7857	18867	16667	14500	5830
PCB Congeners	PCB-19	ng/kg_{lipid}	6	6	100%	25562	57500	37817	39000	10400
PCB Congeners	PCB-190	ng/kg_{lipid}	6	6	100%	42750	100667	82667	75700	23900
PCB Congeners	PCB-191	ng/kg_{lipid}	6	6	100%	7797	20267	15923	14600	4750
PCB Congeners	PCB-194	ng/kg_{lipid}	6	6	100%	109239	249333	198081	185000	59700
PCB Congeners	PCB-195	ng/kg_{lipid}	6	6	100%	34562	86000	69363	63500	21200
PCB Congeners	PCB-196	ng/kg_{lipid}	6	6	100%	48838	127333	97525	91600	32200
PCB Congeners	PCB-198/199	ng/kg_{lipid}	6	6	100%	129495	330667	257354	242000	85400
PCB Congeners	PCB-20/28	ng/kg_{lipid}	6	6	100%	490749	1143750	951818	902000	224000
PCB Congeners	PCB-201	ng/kg_{lipid}	6	6	100%	14195	37467	29753	27200	10100
PCB Congeners	PCB-202	ng/kg_{lipid}	6	6	100%	45313	114667	95687	85000	31300
PCB Congeners	PCB-203	ng/kg_{lipid}	6	6	100%	96567	227333	187505	170000	58000
PCB Congeners	PCB-204	ng/kg_{lipid}	6	1	17%	650	650	NA	NA	NA
PCB Congeners	PCB-205	ng/kg_{lipid}	6	6	100%	4727	10133	8283	7650	2410
PCB Congeners	PCB-206	ng/kg_{lipid}	1	1	17%	65000	65000	NA	NA	NA
PCB Congeners	PCB-207	ng/kg_{lipid}	6	6	100%	6244	19333	13834	13300	5450
PCB Congeners	PCB-208	ng/kg_{lipid}	2	2	33%	22938	54200	38569	38600	22100
PCB Congeners	PCB-209	ng/kg_{lipid}	6	6	100%	30688	83333	64570	62800	20100
PCB Congeners	PCB-21/33	ng/kg_{lipid}	6	6	100%	62443	151875	119000	118000	30900
PCB Congeners	PCB-22	ng/kg_{lipid}	6	6	100%	74144	181875	155000	146000	37300
PCB Congeners	PCB-23	ng/kg_{lipid}	6	6	100%	231	458	409	383	80.6
PCB Congeners	PCB-24	ng/kg_{lipid}	6	1	17%	3313	3313	NA	NA	NA
PCB Congeners	PCB-25	ng/kg_{lipid}	6	6	100%	64243	176875	133646	129000	37500
PCB Congeners	PCB-26/29	ng/kg_{lipid}	6	6	100%	98375	240000	188899	186000	49900
PCB Congeners	PCB-27	ng/kg_{lipid}	6	6	100%	21600	50625	35500	35700	9470
PCB Congeners	PCB-31	ng/kg_{lipid}	6	6	100%	220164	637500	481875	475000	154000

Table 3-49
Statistical Summary of Detected Analytes by Zone - White Perch (Fillet) - Lipid Normalized

Parameter Group	Analyte	Units	Number of Valid Results[1]	Number of Detects	Detection Frequency	Minimum Detect	Maximum Detect	Median Value	Mean of Detects	Standard Deviation
PCB Congeners	PCB-32	ng/kg_{lipid}	6	6	100%	93666	197500	162333	158000	34800
PCB Congeners	PCB-34	ng/kg_{lipid}	6	6	100%	4263	12000	8206	8330	2530
PCB Congeners	PCB-37	ng/kg_{lipid}	6	6	100%	10333	25333	19721	18200	6000
PCB Congeners	PCB-38	ng/kg_{lipid}	6	5	83%	744	1263	1140	1040	205
PCB Congeners	PCB-39	ng/kg_{lipid}	6	6	100%	2204	4838	3752	3810	935
PCB Congeners	PCB-4	ng/kg_{lipid}	6	6	100%	35495	90000	43033	50800	20000
PCB Congeners	PCB-40/71	ng/kg_{lipid}	6	6	100%	272049	743750	618485	567000	174000
PCB Congeners	PCB-41	ng/kg_{lipid}	6	6	100%	12979	33030	30006	26800	7440
PCB Congeners	PCB-42	ng/kg_{lipid}	6	6	100%	179041	530625	450222	399000	129000
PCB Congeners	PCB-43	ng/kg_{lipid}	6	6	100%	27695	65000	57799	53100	14500
PCB Congeners	PCB-44/47/65	ng/kg_{lipid}	6	6	100%	716896	1993750	1679798	1520000	463000
PCB Congeners	PCB-45	ng/kg_{lipid}	6	5	83%	53555	133750	115333	106000	30900
PCB Congeners	PCB-46	ng/kg_{lipid}	6	6	100%	22238	54563	43840	42300	11000
PCB Congeners	PCB-48	ng/kg_{lipid}	6	6	100%	91950	214667	184424	173000	44900
PCB Congeners	PCB-49/69	ng/kg_{lipid}	6	6	100%	577217	1725000	1386566	1260000	429000
PCB Congeners	PCB-5	ng/kg_{lipid}	6	4	67%	203	404	301	302	82.5
PCB Congeners	PCB-50/53	ng/kg_{lipid}	6	6	100%	97267	240625	192813	185000	47900
PCB Congeners	PCB-51	ng/kg_{lipid}	6	6	100%	57496	167500	107000	115000	38500
PCB Congeners	PCB-52	ng/kg_{lipid}	6	6	100%	888953	2318750	1960707	1780000	552000
PCB Congeners	PCB-54	ng/kg_{lipid}	6	6	100%	3020	12875	4780	6040	3630
PCB Congeners	PCB-55	ng/kg_{lipid}	6	6	100%	4183	10200	7245	7380	2010
PCB Congeners	PCB-56	ng/kg_{lipid}	6	6	100%	193417	449375	418303	377000	97100
PCB Congeners	PCB-57	ng/kg_{lipid}	6	6	100%	3780	9750	8400	7700	2280
PCB Congeners	PCB-58	ng/kg_{lipid}	6	6	100%	4344	11688	10687	9080	2990
PCB Congeners	PCB-6	ng/kg_{lipid}	6	6	100%	10018	22188	17581	17000	4520
PCB Congeners	PCB-60	ng/kg_{lipid}	6	6	100%	78807	202667	173141	157000	49200
PCB Congeners	PCB-61/70/74/76	ng/kg_{lipid}	6	6	100%	1118349	2800000	2555859	2240000	665000
PCB Congeners	PCB-62/75	ng/kg_{lipid}	6	6	100%	65352	163750	143687	129000	37500
PCB Congeners	PCB-63	ng/kg_{lipid}	6	6	100%	41677	100667	88374	78500	23600
PCB Congeners	PCB-64	ng/kg_{lipid}	6	6	100%	274170	775000	661111	592000	190000
PCB Congeners	PCB-66	ng/kg_{lipid}	6	6	100%	796904	2012500	1911010	1620000	525000
PCB Congeners	PCB-67	ng/kg_{lipid}	6	6	100%	18366	47063	38276	36400	9960
PCB Congeners	PCB-68	ng/kg_{lipid}	6	6	100%	12645	33688	28467	25300	7860
PCB Congeners	PCB-7	ng/kg_{lipid}	6	6	100%	749	1631	1257	1200	293
PCB Congeners	PCB-72	ng/kg_{lipid}	6	6	100%	18228	48625	41760	36600	11800
PCB Congeners	PCB-73	ng/kg_{lipid}	6	6	100%	2779	7813	5568	5400	1690
PCB Congeners	PCB-77	ng/kg_{lipid}	6	6	100%	40705	74444	70000	64000	12600
PCB Congeners	PCB-79	ng/kg_{lipid}	6	6	100%	5887	16250	13967	12300	4000
PCB Congeners	PCB-8	ng/kg_{lipid}	6	6	100%	17724	38688	31405	30800	7620
PCB Congeners	PCB-81	ng/kg_{lipid}	6	5	83%	1691	3212	2407	2430	649
PCB Congeners	PCB-82	ng/kg_{lipid}	6	6	100%	41385	126875	113424	98300	33000
PCB Congeners	PCB-83	ng/kg_{lipid}	2	2	33%	52750	75333	64042	64000	16000
PCB Congeners	PCB-84	ng/kg_{lipid}	6	6	100%	124786	328750	279232	255000	76100
PCB Congeners	PCB-85/116/117	ng/kg_{lipid}	6	6	100%	144763	424667	373818	323000	119000
PCB Congeners	PCB-86/87/97/109/119/125	ng/kg_{lipid}	6	6	100%	401594	1150000	1025152	885000	295000
PCB Congeners	PCB-89	ng/kg_{lipid}	6	6	100%	6845	19000	17146	15200	4750
PCB Congeners	PCB-9	ng/kg_{lipid}	6	6	100%	1389	3013	2243	2270	535
PCB Congeners	PCB-90/101/113	ng/kg_{lipid}	6	6	100%	764985	2281250	1979697	1720000	601000
PCB Congeners	PCB-91	ng/kg_{lipid}	6	6	100%	132695	401875	336646	297000	102000
PCB Congeners	PCB-92	ng/kg_{lipid}	1	1	17%	246250	246250	NA	NA	NA
PCB Congeners	PCB-93/100	ng/kg_{lipid}	6	6	100%	30234	83125	68688	64700	17900
PCB Congeners	PCB-94	ng/kg_{lipid}	6	6	100%	7521	20625	16440	15800	4420
PCB Congeners	PCB-95	ng/kg_{lipid}	6	6	100%	472209	1412500	1152020	1040000	366000
PCB Congeners	PCB-96	ng/kg_{lipid}	6	6	100%	4954	11750	9969	9610	2420
PCB Congeners	PCB-98/102	ng/kg_{lipid}	6	6	100%	38088	120625	92899	86300	28700
PCB Congeners	PCB-99	ng/kg_{lipid}	3	3	50%	762500	1593750	1420000	1260000	438000
PCB Congeners	Total PCB Congeners (209)	ng/kg_{lipid}	6	6	100%	16640000	43600000	38000000	33800000	10300000
Pesticides	2,4'-DDD	pg/g_{lipid}	6	6	100%	291250	3464646	917708	1180000	1170000

Table 3-49
Statistical Summary of Detected Analytes by Zone - White Perch (Fillet) - Lipid Normalized

Parameter Group	Analyte	Units	Number of Valid Results[1]	Number of Detects	Detection Frequency	Minimum Detect	Maximum Detect	Median Value	Mean of Detects	Standard Deviation
Pesticides	2,4'-DDE	pg/g_{lipid}	6	6	100%	210625	1242424	420938	531000	386000
Pesticides	2,4'-DDT	pg/g_{lipid}	6	6	100%	7188	244444	32894	64100	90000
Pesticides	4,4'-DDD	pg/g_{lipid}	6	6	100%	1200000	10303030	3985208	4210000	3320000
Pesticides	4,4'-DDE	pg/g_{lipid}	6	6	100%	3126667	15454545	6169167	6890000	4470000
Pesticides	4,4'-DDT	pg/g_{lipid}	6	6	100%	60063	878788	218000	296000	302000
Pesticides	Aldrin	pg/g_{lipid}	6	6	100%	1013	6813	2915	3390	2080
Pesticides	Alpha BHC	pg/g_{lipid}	6	5	83%	1600	4374	1653	2320	1190
Pesticides	Beta BHC	pg/g_{lipid}	6	6	100%	1131	4162	2176	2320	1080
Pesticides	cis-Chlordane	pg/g_{lipid}	6	6	100%	686667	3450000	1277083	1660000	1060000
Pesticides	cis-Nonachlor	pg/g_{lipid}	6	6	100%	280667	934343	483646	550000	247000
Pesticides	Dieldrin	pg/g_{lipid}	6	6	100%	262667	1040404	433333	550000	286000
Pesticides	Endrin	pg/g_{lipid}	6	4	67%	1344	4331	2813	2830	1410
Pesticides	Gamma BHC (Lindane)	pg/g_{lipid}	6	6	100%	611	2495	1303	1310	679
Pesticides	Heptachlor	pg/g_{lipid}	6	5	83%	677	3162	1413	1650	1070
Pesticides	Heptachlor epoxide	pg/g_{lipid}	6	6	100%	45067	293750	121417	145000	93100
Pesticides	Hexachlorobenzene	pg/g_{lipid}	6	6	100%	38733	138750	94250	91700	38900
Pesticides	Mirex	pg/g_{lipid}	6	6	100%	5600	23232	8294	12400	8340
Pesticides	Oxychlordane	pg/g_{lipid}	6	6	100%	84667	302020	143646	177000	97200
Pesticides	Total Alpha + Gamma Chlordane	pg/g_{lipid}	6	6	100%	803000	4160000	1535000	2000000	1260000
Pesticides	Total DDT (2,4 & 4,4)	pg/g_{lipid}	6	6	100%	5090000	31600000	11900000	13200000	9700000
Pesticides	Total DDT (2,4)	pg/g_{lipid}	6	6	100%	509000	4950000	1385000	1780000	1630000
Pesticides	Total DDT (4,4)	pg/g_{lipid}	6	6	100%	4460000	26600000	10350000	11400000	8060000
Pesticides	Trans-chlordane	pg/g_{lipid}	6	6	100%	116000	706250	276292	333000	209000
Pesticides	Trans-nonachlor	pg/g_{lipid}	6	6	100%	680000	1875000	1281250	1310000	506000
Semivolatiles	Isophorone	ug/kg_{lipid}	6	2	33%	4733	5375	5054	5050	454
SOUTH ZONE										
Aroclor PCBs	Aroclor 1248	ug/kg_{lipid}	6	6	100%	8000	38182	16772	20100	12700
Aroclor PCBs	Aroclor 1254	ug/kg_{lipid}	6	6	100%	9375	35455	17778	21000	11900
Aroclor PCBs	Aroclor 1260	ug/kg_{lipid}	6	6	100%	5563	19792	8862	10800	6110
Aroclor PCBs	Total Aroclor PCBs (Sum Of 7 Aroclors)	ug/kg_{lipid}	6	6	100%	23600	90000	43400	51900	30400
Aroclor PCBs	Total Aroclor PCBs (Sum Of 9 Aroclors)	ug/kg_{lipid}	6	6	100%	23600	90000	43400	51900	30400
Dioxins/Furans	1,2,3,4,6,7,8-HpCDD	ng/kg_{lipid}	6	6	100%	13.6	22.9	20.8	19.8	3.47
Dioxins/Furans	1,2,3,4,6,7,8-HpCDF	ng/kg_{lipid}	6	6	100%	35.5	107	74.5	71.8	29.4
Dioxins/Furans	1,2,3,4,7,8,9-HpCDF	ng/kg_{lipid}	6	2	33%	3.65	8.12	5.89	5.89	3.16
Dioxins/Furans	1,2,3,4,7,8-HxCDD	ng/kg_{lipid}	6	6	100%	4.34	15.6	12.8	11.3	4.28
Dioxins/Furans	1,2,3,4,7,8-HxCDF	ng/kg_{lipid}	6	6	100%	20.1	119	35.6	47.5	37.6
Dioxins/Furans	1,2,3,6,7,8-HxCDD	ng/kg_{lipid}	6	6	100%	22.1	53.8	35.5	36.2	10.7
Dioxins/Furans	1,2,3,6,7,8-HxCDF	ng/kg_{lipid}	6	6	100%	28.4	72.5	53.2	50.3	15.8
Dioxins/Furans	1,2,3,7,8,9-HxCDD	ng/kg_{lipid}	6	5	83%	5.05	10.6	7.92	7.81	2
Dioxins/Furans	1,2,3,7,8,9-HxCDF	ng/kg_{lipid}	6	6	100%	3.44	7.76	5.15	5.32	1.42
Dioxins/Furans	1,2,3,7,8-PCDD	ng/kg_{lipid}	6	2	33%	35.1	63.3	49.2	49.2	20
Dioxins/Furans	1,2,3,7,8-PCDF	ng/kg_{lipid}	6	6	100%	80.95	199	167	158	48.8
Dioxins/Furans	2,3,4,6,7,8-HxCDF	ng/kg_{lipid}	6	6	100%	4.90	14.8	10.5	10.1	3.55
Dioxins/Furans	2,3,4,7,8-PCDF	ng/kg_{lipid}	6	6	100%	76.7	300	117	163	93.7
Dioxins/Furans	2,3,7,8-TCDD	ng/kg_{lipid}	6	6	100%	90.0	1236	554	550	392
Dioxins/Furans	2,3,7,8-TCDF	ng/kg_{lipid}	6	6	100%	100	285	251	225	67.1
Dioxins/Furans	OCDD	ng/kg_{lipid}	6	6	100%	27.5	81.6	60.5	57.2	18
Dioxins/Furans	OCDF	ng/kg_{lipid}	6	6	100%	2.89	17.6	7.01	8.92	5.94
PCB Congeners	PCB-1	ng/kg_{lipid}	1	1	17%	1737	1737	NA	NA	NA
PCB Congeners	PCB-10	ng/kg_{lipid}	6	6	100%	2193	4609	3468	3500	828
PCB Congeners	PCB-103	ng/kg_{lipid}	6	6	100%	12125	41818	26361	25800	11100
PCB Congeners	PCB-104	ng/kg_{lipid}	6	6	100%	994	5218	2877	2800	1550
PCB Congeners	PCB-105	ng/kg_{lipid}	6	6	100%	206875	555455	338352	363000	137000
PCB Congeners	PCB-107	ng/kg_{lipid}	6	6	100%	82500	178182	105981	121000	41300
PCB Congeners	PCB-108/124	ng/kg_{lipid}	6	6	100%	25563	67818	38337	43100	16900
PCB Congeners	PCB-11	ng/kg_{lipid}	6	3	50%	5519	8250	5560	6440	1570
PCB Congeners	PCB-110/115	ng/kg_{lipid}	6	6	100%	583750	1963636	1071905	1160000	519000
PCB Congeners	PCB-111	ng/kg_{lipid}	6	6	100%	1485	2845	2013	2060	527

Table 3-49
Statistical Summary of Detected Analytes by Zone - White Perch (Fillet) - Lipid Normalized

Parameter Group	Analyte	Units	Number of Valid Results[1]	Number of Detects	Detection Frequency	Minimum Detect	Maximum Detect	Median Value	Mean of Detects	Standard Deviation
PCB Congeners	PCB-112	ng/kg_{lipid}	4	4	67%	2667	8095	4827	5100	2550
PCB Congeners	PCB-114	ng/kg_{lipid}	6	6	100%	17000	42273	25293	27700	10300
PCB Congeners	PCB-118	ng/kg_{lipid}	6	6	100%	825000	2090909	1259238	1370000	491000
PCB Congeners	PCB-12/13	ng/kg_{lipid}	6	6	100%	524	1125	815	816	274
PCB Congeners	PCB-120	ng/kg_{lipid}	6	6	100%	6563	13636	8451	9320	2950
PCB Congeners	PCB-121	ng/kg_{lipid}	6	6	100%	833	1900	1314	1330	443
PCB Congeners	PCB-122	ng/kg_{lipid}	6	6	100%	5425	18727	8566	10600	5190
PCB Congeners	PCB-123	ng/kg_{lipid}	6	6	100%	13438	46909	25963	28000	12700
PCB Congeners	PCB-126	ng/kg_{lipid}	6	6	100%	2163	4582	2504	2910	938
PCB Congeners	PCB-127	ng/kg_{lipid}	6	6	100%	938	3409	2201	2220	834
PCB Congeners	PCB-128/166	ng/kg_{lipid}	6	6	100%	76875	213636	152495	144000	53500
PCB Congeners	PCB-129/138/163	ng/kg_{lipid}	6	6	100%	968750	2154545	1524762	1510000	455000
PCB Congeners	PCB-133	ng/kg_{lipid}	6	6	100%	26889	53636	35461	39400	10800
PCB Congeners	PCB-135/151	ng/kg_{lipid}	6	6	100%	246667	582727	379857	389000	125000
PCB Congeners	PCB-136	ng/kg_{lipid}	6	6	100%	49313	142727	83133	87000	35400
PCB Congeners	PCB-137	ng/kg_{lipid}	6	6	100%	41313	92727	59543	62600	19700
PCB Congeners	PCB-139/140	ng/kg_{lipid}	4	4	67%	16000	36091	23414	24700	8380
PCB Congeners	PCB-141	ng/kg_{lipid}	6	6	100%	113333	288182	193457	197000	71100
PCB Congeners	PCB-147/149	ng/kg_{lipid}	6	6	100%	500625	1263636	789619	828000	303000
PCB Congeners	PCB-148	ng/kg_{lipid}	6	6	100%	3338	8045	5424	5340	1760
PCB Congeners	PCB-15	ng/kg_{lipid}	5	5	83%	600	1869	1691	1380	543
PCB Congeners	PCB-150	ng/kg_{lipid}	6	6	100%	2019	7436	4054	4260	2010
PCB Congeners	PCB-152	ng/kg_{lipid}	6	6	100%	619	2373	1366	1330	648
PCB Congeners	PCB-153/168	ng/kg_{lipid}	6	6	100%	1037500	2281818	1600952	1600000	474000
PCB Congeners	PCB-154	ng/kg_{lipid}	6	6	100%	20375	60273	36129	37200	14500
PCB Congeners	PCB-155	ng/kg_{lipid}	6	6	100%	1869	15273	7243	7610	4780
PCB Congeners	PCB-156/157	ng/kg_{lipid}	6	6	100%	107407	208182	134419	147000	40600
PCB Congeners	PCB-158	ng/kg_{lipid}	6	6	100%	60500	155455	104476	104000	35900
PCB Congeners	PCB-16	ng/kg_{lipid}	6	6	100%	37313	106364	53790	59500	25500
PCB Congeners	PCB-162	ng/kg_{lipid}	6	6	100%	5819	8218	6437	6760	1060
PCB Congeners	PCB-164	ng/kg_{lipid}	4	4	67%	43704	100909	63105	67700	24000
PCB Congeners	PCB-167	ng/kg_{lipid}	6	6	100%	42963	80364	55600	58900	15500
PCB Congeners	PCB-17	ng/kg_{lipid}	6	6	100%	76250	213636	105038	122000	53100
PCB Congeners	PCB-170	ng/kg_{lipid}	6	6	100%	168750	338182	247267	248000	71100
PCB Congeners	PCB-172	ng/kg_{lipid}	5	5	83%	38125	71000	52400	55200	14200
PCB Congeners	PCB-175	ng/kg_{lipid}	2	2	33%	8625	15000	11813	11800	4510
PCB Congeners	PCB-176	ng/kg_{lipid}	6	6	100%	11188	29182	17742	18700	7130
PCB Congeners	PCB-178	ng/kg_{lipid}	3	3	50%	59259	92917	65000	72400	18000
PCB Congeners	PCB-179	ng/kg_{lipid}	6	6	100%	45556	111818	63733	69900	25800
PCB Congeners	PCB-18/30	ng/kg_{lipid}	6	6	100%	122500	348182	168495	197000	87200
PCB Congeners	PCB-180/193	ng/kg_{lipid}	6	6	100%	527500	963636	680667	718000	188000
PCB Congeners	PCB-184	ng/kg_{lipid}	6	6	100%	638	2427	1173	1360	680
PCB Congeners	PCB-188	ng/kg_{lipid}	4	4	67%	1886	3764	2298	2560	883
PCB Congeners	PCB-189	ng/kg_{lipid}	5	5	83%	7875	14455	10560	11200	2850
PCB Congeners	PCB-19	ng/kg_{lipid}	6	6	100%	17148	45636	29680	30600	9780
PCB Congeners	PCB-190	ng/kg_{lipid}	6	6	100%	39313	78818	57629	57400	15900
PCB Congeners	PCB-191	ng/kg_{lipid}	6	6	100%	7222	14091	9843	10200	2800
PCB Congeners	PCB-194	ng/kg_{lipid}	6	6	100%	93125	178125	123714	131000	35300
PCB Congeners	PCB-195	ng/kg_{lipid}	6	6	100%	28625	59479	43343	44000	12600
PCB Congeners	PCB-196	ng/kg_{lipid}	6	6	100%	42000	77909	58952	59800	15800
PCB Congeners	PCB-198/199	ng/kg_{lipid}	6	6	100%	115625	221875	159714	167000	43400
PCB Congeners	PCB-20/28	ng/kg_{lipid}	6	6	100%	351250	1081818	493407	612000	291000
PCB Congeners	PCB-201	ng/kg_{lipid}	6	6	100%	13813	25818	17949	19300	5080
PCB Congeners	PCB-202	ng/kg_{lipid}	6	6	100%	48571	77604	58863	62100	12700
PCB Congeners	PCB-203	ng/kg_{lipid}	6	6	100%	83750	156364	109924	117000	30500
PCB Congeners	PCB-205	ng/kg_{lipid}	6	6	100%	3994	7781	5670	5940	1540
PCB Congeners	PCB-207	ng/kg_{lipid}	6	6	100%	5544	11146	8230	8520	2240
PCB Congeners	PCB-208	ng/kg_{lipid}	3	3	50%	24619	37727	27480	29900	6890

Table 3-49
Statistical Summary of Detected Analytes by Zone - White Perch (Fillet) - Lipid Normalized

Parameter Group	Analyte	Units	Number of Valid Results[1]	Number of Detects	Detection Frequency	Minimum Detect	Maximum Detect	Median Value	Mean of Detects	Standard Deviation
PCB Congeners	PCB-209	ng/kg_{lipid}	6	6	100%	37563	67604	48141	49500	11000
PCB Congeners	PCB-21/33	ng/kg_{lipid}	6	6	100%	51000	151818	76905	90100	40100
PCB Congeners	PCB-22	ng/kg_{lipid}	6	6	100%	59500	172727	83257	100000	45300
PCB Congeners	PCB-23	ng/kg_{lipid}	6	6	100%	216	485	293	335	102
PCB Congeners	PCB-25	ng/kg_{lipid}	6	6	100%	45556	153636	54000	84100	52700
PCB Congeners	PCB-26/29	ng/kg_{lipid}	6	6	100%	81111	236364	98733	137000	71600
PCB Congeners	PCB-27	ng/kg_{lipid}	6	6	100%	21111	44182	29203	31900	9080
PCB Congeners	PCB-31	ng/kg_{lipid}	6	6	100%	187500	466364	278415	305000	121000
PCB Congeners	PCB-32	ng/kg_{lipid}	6	6	100%	64074	204545	93333	115000	54200
PCB Congeners	PCB-34	ng/kg_{lipid}	6	6	100%	3004	10364	3450	5400	3360
PCB Congeners	PCB-37	ng/kg_{lipid}	6	6	100%	7857	18182	13444	13700	3590
PCB Congeners	PCB-38	ng/kg_{lipid}	6	5	83%	459	1300	604	753	346
PCB Congeners	PCB-39	ng/kg_{lipid}	6	6	100%	1613	4782	2384	2890	1250
PCB Congeners	PCB-4	ng/kg_{lipid}	6	6	100%	22185	51636	34577	37200	10900
PCB Congeners	PCB-40/71	ng/kg_{lipid}	6	6	100%	190000	721818	323467	392000	203000
PCB Congeners	PCB-41	ng/kg_{lipid}	6	6	100%	12438	43000	20967	23700	11600
PCB Congeners	PCB-42	ng/kg_{lipid}	6	6	100%	123750	507273	220076	268000	145000
PCB Congeners	PCB-43	ng/kg_{lipid}	6	6	100%	19188	69273	32361	38100	18700
PCB Congeners	PCB-44/47/65	ng/kg_{lipid}	6	6	100%	528750	1936364	953333	1090000	524000
PCB Congeners	PCB-45	ng/kg_{lipid}	6	6	100%	41500	145455	57352	73700	39400
PCB Congeners	PCB-46	ng/kg_{lipid}	6	6	100%	17688	59818	26585	32000	15800
PCB Congeners	PCB-48	ng/kg_{lipid}	6	6	100%	59875	248182	121895	138000	67100
PCB Congeners	PCB-49/69	ng/kg_{lipid}	6	6	100%	427500	1563636	773905	890000	431000
PCB Congeners	PCB-5	ng/kg_{lipid}	6	4	67%	163	419	246	269	109
PCB Congeners	PCB-50/53	ng/kg_{lipid}	6	6	100%	82500	256364	131029	149000	66800
PCB Congeners	PCB-51	ng/kg_{lipid}	6	6	100%	39938	160000	97610	94500	44200
PCB Congeners	PCB-52	ng/kg_{lipid}	6	6	100%	718750	2345455	1141905	1340000	616000
PCB Congeners	PCB-54	ng/kg_{lipid}	6	6	100%	2007	8427	4641	4690	2400
PCB Congeners	PCB-55	ng/kg_{lipid}	6	6	100%	3432	9240	4501	5670	2430
PCB Congeners	PCB-56	ng/kg_{lipid}	6	6	100%	140000	484545	215648	276000	138000
PCB Congeners	PCB-57	ng/kg_{lipid}	6	6	100%	3815	10727	5007	6300	2950
PCB Congeners	PCB-58	ng/kg_{lipid}	6	6	100%	2631	10909	4631	5670	3140
PCB Congeners	PCB-6	ng/kg_{lipid}	6	6	100%	6111	20313	9714	12100	5960
PCB Congeners	PCB-60	ng/kg_{lipid}	6	6	100%	58750	180909	107238	115000	44800
PCB Congeners	PCB-61/70/74/76	ng/kg_{lipid}	6	6	100%	718750	2627273	1271333	1520000	739000
PCB Congeners	PCB-62/75	ng/kg_{lipid}	6	6	100%	47750	169091	78876	93200	45000
PCB Congeners	PCB-63	ng/kg_{lipid}	6	6	100%	33125	93636	47619	57100	24300
PCB Congeners	PCB-64	ng/kg_{lipid}	6	6	100%	190000	736364	333000	398000	207000
PCB Congeners	PCB-66	ng/kg_{lipid}	6	6	100%	463125	1900000	921630	1080000	543000
PCB Congeners	PCB-67	ng/kg_{lipid}	6	6	100%	12500	48182	21405	26300	13700
PCB Congeners	PCB-68	ng/kg_{lipid}	6	6	100%	11438	29364	16299	19000	7960
PCB Congeners	PCB-7	ng/kg_{lipid}	6	6	100%	570	1740	1098	1140	475
PCB Congeners	PCB-72	ng/kg_{lipid}	6	6	100%	16063	42091	21081	26300	11500
PCB Congeners	PCB-73	ng/kg_{lipid}	6	6	100%	3252	10636	5554	6010	2660
PCB Congeners	PCB-77	ng/kg_{lipid}	6	6	100%	31905	81909	41289	48600	19700
PCB Congeners	PCB-79	ng/kg_{lipid}	6	6	100%	4313	14727	7836	8900	3970
PCB Congeners	PCB-8	ng/kg_{lipid}	6	6	100%	14778	34000	21139	24100	8000
PCB Congeners	PCB-81	ng/kg_{lipid}	6	6	100%	1110	3227	1590	1810	812
PCB Congeners	PCB-82	ng/kg_{lipid}	6	6	100%	37250	130909	71543	75200	35400
PCB Congeners	PCB-83	ng/kg_{lipid}	3	3	50%	46800	117273	47619	70600	40500
PCB Congeners	PCB-84	ng/kg_{lipid}	6	6	100%	96875	351818	163076	190000	95100
PCB Congeners	PCB-85/116/117	ng/kg_{lipid}	6	6	100%	111875	383636	227200	233000	101000
PCB Congeners	PCB-86/87/97/109/119/125	ng/kg_{lipid}	6	6	100%	316875	1072727	617238	652000	286000
PCB Congeners	PCB-89	ng/kg_{lipid}	6	6	100%	4844	20455	10347	11500	5860
PCB Congeners	PCB-9	ng/kg_{lipid}	6	6	100%	993	2755	1561	1780	666
PCB Congeners	PCB-90/101/113	ng/kg_{lipid}	6	6	100%	631250	2000000	1264476	1270000	513000
PCB Congeners	PCB-91	ng/kg_{lipid}	6	6	100%	95625	364545	182267	204000	102000
PCB Congeners	PCB-92	ng/kg_{lipid}	4	4	67%	180000	411818	261819	279000	99100

Table 3-49
Statistical Summary of Detected Analytes by Zone - White Perch (Fillet) - Lipid Normalized

Parameter Group	Analyte	Units	Number of Valid Results[1]	Number of Detects	Detection Frequency	Minimum Detect	Maximum Detect	Median Value	Mean of Detects	Standard Deviation
PCB Congeners	PCB-93/100	ng/kg_{lipid}	6	6	100%	19750	82182	53790	49200	22600
PCB Congeners	PCB-94	ng/kg_{lipid}	6	6	100%	6500	23182	12730	13200	6180
PCB Congeners	PCB-95	ng/kg_{lipid}	6	6	100%	409375	1118182	657238	726000	278000
PCB Congeners	PCB-96	ng/kg_{lipid}	6	6	100%	3700	14636	6617	7520	4030
PCB Congeners	PCB-98/102	ng/kg_{lipid}	6	6	100%	26688	111818	58200	62800	31800
PCB Congeners	PCB-99	ng/kg_{lipid}	4	4	67%	622222	1409091	846000	931000	356000
PCB Congeners	Total PCB Congeners (209)	ng/kg_{lipid}	6	6	100%	13600000	40800000	23050000	24900000	10100000
Pesticides	2,4'-DDD	pg/g_{lipid}	6	6	100%	1037037	8687500	1614000	3160000	3050000
Pesticides	2,4'-DDE	pg/g_{lipid}	6	6	100%	233333	828125	524236	525000	272000
Pesticides	2,4'-DDT	pg/g_{lipid}	6	6	100%	89630	1364583	290818	524000	541000
Pesticides	4,4'-DDD	pg/g_{lipid}	6	6	100%	2862963	21041667	5256364	8300000	7100000
Pesticides	4,4'-DDE	pg/g_{lipid}	6	6	100%	2322222	9454545	5614286	5850000	3090000
Pesticides	4,4'-DDT	pg/g_{lipid}	6	6	100%	359259	5145833	840182	1780000	1920000
Pesticides	Aldrin	pg/g_{lipid}	6	6	100%	881	5667	2780	3080	2020
Pesticides	Alpha BHC	pg/g_{lipid}	6	5	83%	1868	4083	2386	2760	863
Pesticides	Beta BHC	pg/g_{lipid}	6	6	100%	1312	3281	2257	2280	802
Pesticides	cis-Chlordane	pg/g_{lipid}	6	6	100%	466667	2250000	1097619	1250000	722000
Pesticides	cis-Nonachlor	pg/g_{lipid}	6	6	100%	152222	955208	384095	471000	299000
Pesticides	Delta BHC	pg/g_{lipid}	6	1	17%	185	185	NA	NA	NA
Pesticides	Dieldrin	pg/g_{lipid}	6	6	100%	222963	557292	323333	354000	121000
Pesticides	Endrin	pg/g_{lipid}	6	4	67%	1119	3590	2220	2290	1300
Pesticides	Endrin ketone	pg/g_{lipid}	4	1	17%	3704	3704	NA	NA	NA
Pesticides	Gamma BHC (Lindane)	pg/g_{lipid}	6	4	67%	724	2146	919	1180	659
Pesticides	Heptachlor	pg/g_{lipid}	6	4	67%	548	2645	1268	1430	896
Pesticides	Heptachlor epoxide	pg/g_{lipid}	6	6	100%	55185	236458	111994	123000	67900
Pesticides	Hexachlorobenzene	pg/g_{lipid}	6	6	100%	27370	121818	51868	59700	36200
Pesticides	Mirex	pg/g_{lipid}	6	6	100%	11185	38750	24177	23300	10100
Pesticides	Oxychlordane	pg/g_{lipid}	6	6	100%	123704	354167	172788	204000	83700
Pesticides	Total Alpha + Gamma Chlordane	pg/g_{lipid}	6	6	100%	551000	2660000	1333000	1500000	868000
Pesticides	Total DDT (2,4 & 4,4)	pg/g_{lipid}	6	6	100%	6900000	46300000	15700000	20200000	15000000
Pesticides	Total DDT (2,4)	pg/g_{lipid}	6	6	100%	1360000	10900000	2430000	4210000	3790000
Pesticides	Total DDT (4,4)	pg/g_{lipid}	6	6	100%	5540000	35500000	13250000	16000000	11300000
Pesticides	Trans-chlordane	pg/g_{lipid}	6	6	100%	84074	412727	237019	252000	149000
Pesticides	Trans-nonachlor	pg/g_{lipid}	6	6	100%	503704	2312500	1003869	1280000	755000

Footnotes:
[1]Valid results are results that were found to be valid as a result of data validation. Only valid data are used in statistical analyses. Additional details regarding rejected data are provided in Appendix E of this report.

Notes:
1. Only detected values were included in the calculation of totals.
2. Non-detect ("U" qualified) data were excluded from the statistical analysis.

DDD = dichlorodiphenyldichloroethane
DDE = dichlorodiphenyldichloroethylene
DDT = dichlorodiphenyltrichloroethane
HMW = high molecular weight
LMW = low molecular weight
PAH = polycyclic aromatic hydrocarbon
PCB = polychlorinated biphenyl
NA = not applicable

% = percent
mg/kg = milligrams per kilogram
ng/g = nanograms per gram
ng/kg = nanograms per kilogram
pg/g = picograms per gram
ug/kg = micrograms per kilogram

Table 3-50
Statistical Summary of Detected Analytes - White Perch (Livers)

Parameter Group	Analyte	Units	Number of Valid Results[1]	Number of Detects	Detection Frequency	Minimum Detect	Maximum Detect	Median Value	Mean of Detects	Standard Deviation
Aroclor PCBs	Aroclor 1248	ug/kg	4	4	100%	410	490	450	450	46.2
Aroclor PCBs	Aroclor 1254	ug/kg	4	4	100%	440	500	460	465	26.5
Aroclor PCBs	Aroclor 1260	ug/kg	4	4	100%	150	350	235	243	102
Aroclor PCBs	Total Aroclor PCBs (Sum of 7 Aroclors)	ug/kg	4	4	100%	1000	1340	1145	1160	173
Aroclor PCBs	Total Aroclor PCBs (Sum of 9 Aroclors)	ug/kg	4	4	100%	1000	1340	1145	1160	173
Dioxins/Furans	1,2,3,4,6,7,8-HpCDF	ng/kg	11	11	100%	4.66	16.6	6.4	7.91	3.59
Dioxins/Furans	1,2,3,4,6,7,8-HpCDD	ng/kg	11	11	100%	2.31	3.66	3	2.94	0.542
Dioxins/Furans	1,2,3,4,7,8,9-HpCDF	ng/kg	11	11	100%	0.117	0.775	0.226	0.268	0.178
Dioxins/Furans	1,2,3,4,7,8-HxCDF	ng/kg	11	11	100%	2.2	12.3	8.31	7.08	3.58
Dioxins/Furans	1,2,3,4,7,8-HxCDD	ng/kg	11	11	100%	0.631	1.41	1.04	1.04	0.222
Dioxins/Furans	1,2,3,6,7,8-HxCDF	ng/kg	11	11	100%	1.33	4.17	3.1	3.04	0.86
Dioxins/Furans	1,2,3,6,7,8-HxCDD	ng/kg	11	11	100%	2.21	4.46	2.98	3.3	0.882
Dioxins/Furans	1,2,3,7,8,9-HxCDF	ng/kg	11	11	100%	0.102	0.226	0.125	0.14	0.0403
Dioxins/Furans	1,2,3,7,8,9-HxCDD	ng/kg	11	11	100%	0.525	0.981	0.785	0.776	0.162
Dioxins/Furans	1,2,3,7,8-PCDF	ng/kg	11	11	100%	2.44	3.68	3.13	3.11	0.421
Dioxins/Furans	1,2,3,7,8-PCDD	ng/kg	11	6	55%	1.82	4.74	3.52	3.39	1.1
Dioxins/Furans	2,3,4,6,7,8-HxCDF	ng/kg	11	11	100%	0.606	1.31	0.846	0.887	0.214
Dioxins/Furans	2,3,4,7,8-PCDF	ng/kg	11	11	100%	7.35	27.5	13.2	13.8	6.04
Dioxins/Furans	2,3,7,8-TCDF	ng/kg	11	11	100%	6.67	15.4	11.4	11.1	2.69
Dioxins/Furans	2,3,7,8-TCDD	ng/kg	11	11	100%	9.07	108	44	48.4	32
Dioxins/Furans	OCDF	ng/kg	11	11	100%	0.247	0.705	0.399	0.417	0.137
Dioxins/Furans	OCDD	ng/kg	11	11	100%	3.37	8.94	5.55	5.85	2.08
Dioxins/Furans	Percent Lipids	%	11	11	100%	4.2	8.2	5.8	6.14	1.15
Metals	Aluminum	mg/kg	10	6	60%	59.9	692	119	233	244
Metals	Arsenic	mg/kg	10	10	100%	1.05	16.3	1.51	3.07	4.67
Metals	Barium	mg/kg	10	1	10%	1.23	1.23	1.23	1.23	0
Metals	Cadmium	mg/kg	10	6	60%	0.12	0.245	0.1695	0.178	0.0421
Metals	Calcium	mg/kg	10	7	70%	77.8	558	117	185	169
Metals	Chromium	mg/kg	10	5	50%	0.102	5.23	0.154	1.23	2.24
Metals	Cobalt	mg/kg	10	5	50%	0.0575	0.136	0.0746	0.0838	0.0315
Metals	Copper	mg/kg	10	10	100%	542	7800	1300	1940	2130
Metals	Iron	mg/kg	10	10	100%	79.3	580	97.6	150	153
Metals	Lead	mg/kg	10	6	60%	0.0913	0.156	0.12	0.125	0.0226
Metals	Magnesium	mg/kg	10	10	100%	235	1200	299	391	289
Metals	Manganese	mg/kg	10	8	80%	1.14	14.2	2.04	3.47	4.39
Metals	Mercury	ng/g	10	10	100%	141	282	193.5	201	41.5
Metals	Methyl Mercury	ng/g	10	10	100%	64.1	132	83.2	89.2	22.8
Metals	Nickel	mg/kg	10	2	20%	0.175	0.223	0.199	0.199	0.0339
Metals	Potassium	mg/kg	10	10	100%	3580	20600	4420	6140	5140
Metals	Selenium	mg/kg	10	10	100%	15.6	204	36.5	51.8	55.4
Metals	Silver	mg/kg	10	10	100%	12	159	28.8	43.6	42.7
Metals	Sodium	mg/kg	10	10	100%	770	5350	1055	1530	1370
Metals	Vanadium	mg/kg	10	9	90%	0.184	0.376	0.335	0.31	0.067
Metals	Zinc	mg/kg	10	10	100%	48.8	405	83.85	113	105
PCB Congeners	PCB-1	ng/kg	7	7	64%	244	443	349	343	74
PCB Congeners	PCB-10	ng/kg	11	11	100%	105	571	255	299	136
PCB Congeners	PCB-103	ng/kg	11	11	100%	991	2980	1430	1690	650
PCB Congeners	PCB-104	ng/kg	11	11	100%	106	374	173	205	91.8
PCB Congeners	PCB-105	ng/kg	11	11	100%	15400	34900	21400	22300	5510
PCB Congeners	PCB-106	ng/kg	11	2	18%	16	27.3	21.65	21.7	7.99
PCB Congeners	PCB-107	ng/kg	11	11	100%	4480	10700	6640	6760	1670
PCB Congeners	PCB-108/124	ng/kg	11	11	100%	1800	3930	2630	2620	615
PCB Congeners	PCB-11	ng/kg	11	11	100%	194	503	287	311	111
PCB Congeners	PCB-110/115	ng/kg	11	11	100%	46300	145000	81900	84900	32300
PCB Congeners	PCB-111	ng/kg	11	11	100%	76.9	197	117	118	32.6
PCB Congeners	PCB-112	ng/kg	9	5	45%	121	56000	236	11400	25000
PCB Congeners	PCB-114	ng/kg	11	11	100%	1090	3130	1660	1780	549
PCB Congeners	PCB-118	ng/kg	11	11	100%	55900	135000	82600	86700	21800
PCB Congeners	PCB-12/13	ng/kg	11	11	100%	22.2	74.8	51.8	48.3	17.6
PCB Congeners	PCB-120	ng/kg	11	11	100%	352	1030	582	597	196
PCB Congeners	PCB-121	ng/kg	11	11	100%	51.4	129	67.5	78.4	25.6
PCB Congeners	PCB-122	ng/kg	11	10	91%	383	982	659	654	182
PCB Congeners	PCB-123	ng/kg	11	10	91%	1250	2910	1790	1780	464
PCB Congeners	PCB-126	ng/kg	10	10	91%	151	901	373.5	438	285
PCB Congeners	PCB-127	ng/kg	11	11	100%	78.4	218	125	130	38

Table 3-50
Statistical Summary of Detected Analytes - White Perch (Livers)

Parameter Group	Analyte	Units	Number of Valid Results[1]	Number of Detects	Detection Frequency	Minimum Detect	Maximum Detect	Median Value	Mean of Detects	Standard Deviation
PCB Congeners	PCB-128/166	ng/kg	11	11	100%	5680	15300	8990	9320	2850
PCB Congeners	PCB-129/138/163	ng/kg	11	11	100%	61200	154000	99300	100000	27200
PCB Congeners	PCB-130	ng/kg	7	7	64%	3640	7000	4920	5080	1080
PCB Congeners	PCB-131	ng/kg	6	6	55%	440	972	714	730	192
PCB Congeners	PCB-132	ng/kg	6	6	55%	12300	24600	17450	18500	4760
PCB Congeners	PCB-133	ng/kg	11	11	100%	1430	3320	2380	2290	502
PCB Congeners	PCB-134	ng/kg	7	7	64%	2220	5200	3700	3750	1000
PCB Congeners	PCB-135/151	ng/kg	7	7	64%	14000	35300	22300	23000	7130
PCB Congeners	PCB-136	ng/kg	6	6	55%	3140	8320	4970	5320	1890
PCB Congeners	PCB-137	ng/kg	9	9	82%	2280	6780	4310	4380	1260
PCB Congeners	PCB-139/140	ng/kg	9	9	82%	903	2580	1590	1610	482
PCB Congeners	PCB-14	ng/kg	11	1	9%	0.823	0.823	0.823	0.823	0
PCB Congeners	PCB-141	ng/kg	11	11	100%	7550	19500	11900	12600	3200
PCB Congeners	PCB-142	ng/kg	6	4	36%	9.03	42.7	22.55	24.2	14
PCB Congeners	PCB-143	ng/kg	7	2	18%	133	140	136.5	137	4.95
PCB Congeners	PCB-144	ng/kg	6	6	55%	2020	3960	3065	3040	767
PCB Congeners	PCB-145	ng/kg	6	6	55%	13.4	35	18.8	22	8.55
PCB Congeners	PCB-146	ng/kg	5	5	45%	17600	28400	20600	21400	4280
PCB Congeners	PCB-147/149	ng/kg	11	11	100%	32100	85000	54900	54700	15900
PCB Congeners	PCB-148	ng/kg	6	6	55%	227	454	330	332	81
PCB Congeners	PCB-15	ng/kg	8	8	73%	25.7	177	68.45	76.8	52.7
PCB Congeners	PCB-150	ng/kg	6	6	55%	187	338	279	272	56.5
PCB Congeners	PCB-152	ng/kg	6	6	55%	56.2	119	86.9	86.3	21.8
PCB Congeners	PCB-153/168	ng/kg	11	11	100%	68400	165000	104000	107000	27800
PCB Congeners	PCB-154	ng/kg	6	6	55%	1620	3040	2410	2380	502
PCB Congeners	PCB-155	ng/kg	11	11	100%	197	1210	526	582	332
PCB Congeners	PCB-156/157	ng/kg	11	11	100%	5550	13300	8340	8810	2020
PCB Congeners	PCB-158	ng/kg	11	11	100%	4320	11700	6740	7160	2080
PCB Congeners	PCB-159	ng/kg	11	3	27%	14.1	435	18.1	156	242
PCB Congeners	PCB-16	ng/kg	11	11	100%	2690	7740	3630	4420	1780
PCB Congeners	PCB-160	ng/kg	11	1	9%	45.1	45.1	45.1	45.1	0
PCB Congeners	PCB-162	ng/kg	11	11	100%	221	1220	637	652	295
PCB Congeners	PCB-164	ng/kg	9	9	82%	2730	7050	4700	4720	1350
PCB Congeners	PCB-165	ng/kg	5	5	45%	80.6	124	91.9	95.6	16.7
PCB Congeners	PCB-167	ng/kg	11	11	100%	2320	5360	3440	3560	760
PCB Congeners	PCB-169	ng/kg	11	3	27%	9.29	83	11.2	34.5	42
PCB Congeners	PCB-17	ng/kg	11	11	100%	5210	15000	7290	8820	3390
PCB Congeners	PCB-170	ng/kg	11	11	100%	10800	27300	17400	17500	4610
PCB Congeners	PCB-171/173	ng/kg	5	5	45%	4500	8580	5860	6250	1590
PCB Congeners	PCB-172	ng/kg	11	11	100%	2360	6410	4020	4010	1080
PCB Congeners	PCB-174	ng/kg	5	5	45%	10500	18800	13000	14600	3530
PCB Congeners	PCB-175	ng/kg	2	2	18%	1010	1290	1150	1150	198
PCB Congeners	PCB-176	ng/kg	11	11	100%	747	2810	1590	1660	657
PCB Congeners	PCB-177	ng/kg	5	5	45%	7520	12200	8870	9700	1900
PCB Congeners	PCB-178	ng/kg	9	9	82%	3710	10900	7230	7180	2120
PCB Congeners	PCB-179	ng/kg	11	11	100%	2960	10700	6150	6400	2510
PCB Congeners	PCB-18/30	ng/kg	11	11	100%	8150	24500	12100	14500	5560
PCB Congeners	PCB-180/193	ng/kg	10	10	91%	33300	87500	56700	56000	15900
PCB Congeners	PCB-181	ng/kg	5	5	45%	191	371	240	261	69
PCB Congeners	PCB-182	ng/kg	5	5	45%	175	350	247	247	66.6
PCB Congeners	PCB-183/185	ng/kg	6	6	55%	14200	26800	17800	18800	4620
PCB Congeners	PCB-184	ng/kg	11	11	100%	63.2	275	103	126	65.8
PCB Congeners	PCB-186	ng/kg	11	3	27%	7.34	9.21	7.67	8.07	0.998
PCB Congeners	PCB-187	ng/kg	2	2	18%	44700	55300	50000	50000	7500
PCB Congeners	PCB-188	ng/kg	11	11	100%	124	329	180	191	60.8
PCB Congeners	PCB-189	ng/kg	9	9	82%	480	1300	826	846	225
PCB Congeners	PCB-19	ng/kg	11	11	100%	1230	3070	1910	2060	561
PCB Congeners	PCB-190	ng/kg	11	11	100%	2490	6350	4190	4130	1060
PCB Congeners	PCB-191	ng/kg	11	11	100%	516	1240	761	777	206
PCB Congeners	PCB-192	ng/kg	7	3	27%	9.09	29	17.5	18.5	9.99
PCB Congeners	PCB-194	ng/kg	11	11	100%	6530	14700	9290	9610	2350
PCB Congeners	PCB-195	ng/kg	11	11	100%	2240	5380	3470	3480	918
PCB Congeners	PCB-196	ng/kg	11	11	100%	3300	9080	4960	5360	1620
PCB Congeners	PCB-197/200	ng/kg	7	7	64%	812	1790	1100	1190	370
PCB Congeners	PCB-198/199	ng/kg	11	11	100%	8610	25600	14600	15300	4770

Table 3-50
Statistical Summary of Detected Analytes - White Perch (Livers)

Parameter Group	Analyte	Units	Number of Valid Results[1]	Number of Detects	Detection Frequency	Minimum Detect	Maximum Detect	Median Value	Mean of Detects	Standard Deviation
PCB Congeners	PCB-2	ng/kg	11	10	91%	4.54	15.9	8.94	8.69	3.41
PCB Congeners	PCB-20/28	ng/kg	11	11	100%	29100	68200	37900	42500	13900
PCB Congeners	PCB-201	ng/kg	11	11	100%	980	2970	1590	1760	568
PCB Congeners	PCB-202	ng/kg	11	11	100%	4280	8520	5850	5930	1130
PCB Congeners	PCB-203	ng/kg	11	11	100%	5800	17300	9910	10200	3240
PCB Congeners	PCB-204	ng/kg	11	10	91%	12.1	46.6	22.1	23.2	10.3
PCB Congeners	PCB-205	ng/kg	11	11	100%	281	805	505	487	136
PCB Congeners	PCB-206	ng/kg	7	7	64%	5370	10800	7370	7440	1700
PCB Congeners	PCB-207	ng/kg	11	11	100%	462	1120	668	698	179
PCB Congeners	PCB-208	ng/kg	11	11	100%	1580	3720	2410	2410	572
PCB Congeners	PCB-209	ng/kg	11	11	100%	2080	4770	3200	3180	672
PCB Congeners	PCB-21/33	ng/kg	11	11	100%	3800	8430	5750	5700	1530
PCB Congeners	PCB-22	ng/kg	11	11	100%	6570	14100	8620	9540	2490
PCB Congeners	PCB-23	ng/kg	11	11	100%	13.6	25	19.1	18.7	3.79
PCB Congeners	PCB-24	ng/kg	11	2	18%	103	117	110	110	9.9
PCB Congeners	PCB-25	ng/kg	11	11	100%	3000	10300	5630	5580	2440
PCB Congeners	PCB-26/29	ng/kg	11	11	100%	4860	13500	8500	8240	2750
PCB Congeners	PCB-27	ng/kg	11	11	100%	1260	3200	2120	2190	682
PCB Congeners	PCB-3	ng/kg	11	11	100%	7.15	32.1	15.7	17.1	7.33
PCB Congeners	PCB-31	ng/kg	11	11	100%	14400	38900	21600	23300	8070
PCB Congeners	PCB-32	ng/kg	11	11	100%	4380	10500	6570	6830	2050
PCB Congeners	PCB-34	ng/kg	11	11	100%	193	563	302	321	132
PCB Congeners	PCB-35	ng/kg	11	7	64%	7.74	62.2	45.6	37.9	21.9
PCB Congeners	PCB-36	ng/kg	11	4	36%	1090	1910	1470	1490	420
PCB Congeners	PCB-37	ng/kg	11	11	100%	395	1390	1160	991	356
PCB Congeners	PCB-38	ng/kg	11	11	100%	20.4	49.2	29.8	33.3	9.9
PCB Congeners	PCB-39	ng/kg	11	11	100%	111	317	186	195	67.8
PCB Congeners	PCB-4	ng/kg	11	11	100%	1340	4430	2690	2750	886
PCB Congeners	PCB-40/71	ng/kg	11	11	100%	15900	46200	24100	26200	10700
PCB Congeners	PCB-41	ng/kg	11	11	100%	1010	2410	1420	1550	489
PCB Congeners	PCB-42	ng/kg	11	11	100%	10700	33800	16600	18300	8010
PCB Congeners	PCB-43	ng/kg	11	11	100%	1420	4580	2350	2520	1020
PCB Congeners	PCB-44/47/65	ng/kg	11	11	100%	43600	130000	65000	72800	30100
PCB Congeners	PCB-45	ng/kg	11	11	100%	3050	8900	4440	4970	2000
PCB Congeners	PCB-46	ng/kg	11	11	100%	1260	3600	2030	2200	800
PCB Congeners	PCB-48	ng/kg	11	11	100%	5300	14400	7680	8620	3050
PCB Congeners	PCB-49/69	ng/kg	11	11	100%	35300	105000	54500	60700	23500
PCB Congeners	PCB-5	ng/kg	11	10	91%	10.2	22.5	16.95	17	3.86
PCB Congeners	PCB-50/53	ng/kg	11	11	100%	5730	15500	8650	9800	3310
PCB Congeners	PCB-51	ng/kg	11	11	100%	3780	11100	5780	6510	2530
PCB Congeners	PCB-52	ng/kg	11	11	100%	50500	145000	76900	86700	32200
PCB Congeners	PCB-54	ng/kg	11	11	100%	182	609	268	328	126
PCB Congeners	PCB-55	ng/kg	11	8	73%	54.2	309	198	194	82.4
PCB Congeners	PCB-56	ng/kg	11	11	100%	11000	28900	17800	18000	5920
PCB Congeners	PCB-57	ng/kg	11	10	91%	235	2800	367	1090	1060
PCB Congeners	PCB-58	ng/kg	11	11	100%	201	619	358	362	133
PCB Congeners	PCB-6	ng/kg	11	11	100%	428	1460	845	848	300
PCB Congeners	PCB-60	ng/kg	11	11	100%	5720	12300	7650	7900	2000
PCB Congeners	PCB-61/70/74/76	ng/kg	11	11	100%	70300	170000	101000	105000	35400
PCB Congeners	PCB-62/75	ng/kg	11	11	100%	3630	10000	5110	5750	2130
PCB Congeners	PCB-63	ng/kg	11	11	100%	2190	5210	2960	3150	922
PCB Congeners	PCB-64	ng/kg	11	11	100%	16200	48600	24600	27100	11200
PCB Congeners	PCB-66	ng/kg	11	11	100%	46000	115000	63100	70200	23400
PCB Congeners	PCB-67	ng/kg	11	11	100%	1010	2750	1400	1580	606
PCB Congeners	PCB-68	ng/kg	11	11	100%	697	1640	1010	1030	292
PCB Congeners	PCB-7	ng/kg	11	11	100%	42.8	98.9	70.3	72.8	16.2
PCB Congeners	PCB-72	ng/kg	11	11	100%	950	2240	1360	1400	411
PCB Congeners	PCB-73	ng/kg	11	6	55%	147	283	205.5	214	50.1
PCB Congeners	PCB-77	ng/kg	11	11	100%	1980	4890	3070	3080	910
PCB Congeners	PCB-78	ng/kg	11	2	18%	351	518	434.5	435	118
PCB Congeners	PCB-79	ng/kg	11	11	100%	346	760	493	510	129
PCB Congeners	PCB-8	ng/kg	11	11	100%	1300	2640	1970	2000	420
PCB Congeners	PCB-80	ng/kg	11	3	27%	7.03	15.5	7.48	10	4.77
PCB Congeners	PCB-81	ng/kg	7	6	55%	85.6	231	119	142	58.2
PCB Congeners	PCB-82	ng/kg	11	11	100%	2990	10200	5090	5730	2490

Table 3-50
Statistical Summary of Detected Analytes - White Perch (Livers)

Parameter Group	Analyte	Units	Number of Valid Results[1]	Number of Detects	Detection Frequency	Minimum Detect	Maximum Detect	Median Value	Mean of Detects	Standard Deviation
PCB Congeners	PCB-83	ng/kg	11	10	91%	2040	5620	3105	3430	1140
PCB Congeners	PCB-84	ng/kg	11	11	100%	7080	22300	11400	13000	5130
PCB Congeners	PCB-85/116/117	ng/kg	11	11	100%	9040	28700	14300	15700	6010
PCB Congeners	PCB-86/87/97/109/119/125	ng/kg	11	11	100%	24200	78700	40600	45000	17000
PCB Congeners	PCB-88	ng/kg	11	2	18%	47.9	59.4	53.65	53.7	8.13
PCB Congeners	PCB-89	ng/kg	11	11	100%	406	1430	710	807	332
PCB Congeners	PCB-9	ng/kg	11	11	100%	69.1	160	110	114	30
PCB Congeners	PCB-90/101/113	ng/kg	11	11	100%	49000	153000	86200	89700	33000
PCB Congeners	PCB-91	ng/kg	6	6	55%	7600	13000	10360	10400	2090
PCB Congeners	PCB-92	ng/kg	6	6	55%	15900	28900	19850	21200	5030
PCB Congeners	PCB-93/100	ng/kg	11	11	100%	1810	6350	2850	3400	1500
PCB Congeners	PCB-94	ng/kg	11	11	100%	516	1600	738	898	390
PCB Congeners	PCB-95	ng/kg	11	11	100%	30600	69500	45400	46400	13000
PCB Congeners	PCB-96	ng/kg	9	9	82%	277	1070	449	561	292
PCB Congeners	PCB-98/102	ng/kg	11	11	100%	2460	7910	3650	4330	1850
PCB Congeners	PCB-99	ng/kg	9	9	82%	3500	111000	55900	57400	31000
PCB Congeners	Total PCB Congeners (209)	ng/kg	11	11	100%	1010000	2910000	1700000	1750000	581000
Pesticides	2,4'-DDD	pg/g	11	11	100%	14600	180000	55400	76600	55000
Pesticides	2,4'-DDE	pg/g	11	11	100%	6540	52300	17500	20000	11700
Pesticides	2,4'-DDT	pg/g	11	11	100%	364	6340	2930	3040	2310
Pesticides	4,4'-DDD	pg/g	11	11	100%	63300	418000	184000	189000	110000
Pesticides	4,4'-DDE	pg/g	11	11	100%	93300	357000	150000	168000	68300
Pesticides	4,4'-DDT	pg/g	11	11	100%	1360	22200	7720	9550	6990
Pesticides	Aldrin	pg/g	11	9	82%	37.4	188	112	103	47.3
Pesticides	Alpha BHC	pg/g	10	9	82%	46.5	357	216	186	109
Pesticides	Alpha Endosulfan	pg/g	10	1	9%	1550	1550	1550	1550	0
Pesticides	Beta BHC	pg/g	11	11	100%	50.9	163	118	105	38.8
Pesticides	Cis-Chlordane	pg/g	11	11	100%	7460	57600	29900	27700	13600
Pesticides	Cis-Nonachlor	pg/g	11	11	100%	7260	19800	13700	12600	4640
Pesticides	Dieldrin	pg/g	11	11	100%	8200	21700	20700	17100	5220
Pesticides	Endrin	pg/g	11	1	9%	120	120	120	120	0
Pesticides	Endrin Ketone	pg/g	8	1	9%	331	331	331	331	0
Pesticides	Gamma BHC (Lindane)	pg/g	11	8	73%	26.5	126	67.25	67.5	37.5
Pesticides	Heptachlor	pg/g	11	2	18%	20.4	23.1	21.75	21.8	1.91
Pesticides	Heptachlor Epoxide	pg/g	11	11	100%	1850	5720	3890	3730	1410
Pesticides	Hexachlorobenzene	pg/g	11	11	100%	1580	3520	2380	2470	628
Pesticides	Mirex	pg/g	11	11	100%	377	1500	665	780	392
Pesticides	Oxychlordane	pg/g	11	11	100%	3400	12400	6020	6450	2720
Pesticides	Trans-Chlordane	pg/g	11	11	100%	3550	10900	6070	6300	2260
Pesticides	Trans-Nonachlor	pg/g	11	11	100%	19000	38600	28700	27900	5790
Pesticides	Total Alpha + Gamma Chlordane	pg/g	11	11	100%	11800	68500	36700	34000	15600
Pesticides	Total DDT (2,4)	pg/g	11	11	100%	21500	239000	70200	99700	66400
Pesticides	Total DDT (4,4)	pg/g	11	11	100%	158000	797000	326000	367000	177000
Pesticides	Total DDT (2,4 & 4,4)	pg/g	11	11	100%	179000	1040000	396000	467000	243000
Physical Parameters	Moisture (Water) Content	%	11	11	100%	186	296	240	244	31.3
Physical Parameters	Percent Moisture	%	11	11	100%	65	74.8	70.6	70.7	2.77
Semivolatiles	1-Methylnaphthalene	ug/kg	11	5	45%	5.5	12	6.2	7.94	2.86
Semivolatiles	2-Methylnaphthalene	ug/kg	11	4	36%	5.8	13	8.05	8.73	3.29
Semivolatiles	Acenaphthene	ug/kg	11	7	64%	6.9	25	12	13.2	6.56
Semivolatiles	Benzaldehyde	ug/kg	11	6	55%	1300	2900	1950	2050	677
Semivolatiles	C1-Naphthalenes	ug/kg	11	2	18%	8.5	16	12.25	12.3	5.3
Semivolatiles	C2-Naphthalenes	ug/kg	11	8	73%	10	32	15.5	17.6	7.48
Semivolatiles	C3-Naphthalenes	ug/kg	11	7	64%	6.8	26	11	13.6	7.04
Semivolatiles	Fluoranthene	ug/kg	11	8	73%	5.5	20	12.5	12.4	4.98
Semivolatiles	Fluorene	ug/kg	11	6	55%	6.1	16	7.75	9.68	3.9
Semivolatiles	Naphthalene	ug/kg	11	1	9%	26	26	26	26	0
Semivolatiles	Perylene	ug/kg	11	2	18%	69	74	71.5	71.5	3.54
Semivolatiles	Phenanthrene	ug/kg	11	7	64%	6.6	29	12	14.4	7.75

Table 3-50
Statistical Summary of Detected Analytes - White Perch (Livers)

Parameter Group	Analyte	Units	Number of Valid Results[1]	Number of Detects	Detection Frequency	Minimum Detect	Maximum Detect	Median Value	Mean of Detects	Standard Deviation
Semivolatiles	Total HMW PAHs	ug/kg	11	8	73%	5.5	20	12.5	12.4	4.98
Semivolatiles	Total LMW PAHs	ug/kg	11	8	73%	13.5	83	32.9	39	22.9
Semivolatiles	Total PAHs	ug/kg	11	10	91%	13.5	100	33.8	41.1	27.9

Footnotes:
[1]Valid results are results that were found to be valid as a result of data validation. Only valid data are used in statistical analyses. Additional details regarding rejected data are provided in Appendix E of this report.

Notes:
1. Only detected values were included in the calculation of Totals.
2. Non-detect ("U" qualified) data were excluded from the statistical analysis.

DDD = dichlorodiphenyldichloroethane
DDE = dichlorodiphenyldichloroethylene
DDT = dichlorodiphenyltrichloroethane
HMW = high molecular weight
LMW = low molecular weight
PAH = polycyclic aromatic hydrocarbon
PCB = polychlorinated biphenyl
TCDD = tetrachlorodibenzo-p-dioxin
NA = not applicable

% = percent
mg/kg = milligrams per kilogram
ng/g = nanograms per gram
ng/kg = nanograms per kilogram
pg/g = picograms per gram
ppb = parts per billion
ug/kg = micrograms per kilogram

Table 3-51
Statistical Summary of Detected Analytes by Zone - White Perch (Livers)

Parameter Group	Analyte	Units	Number of Valid Results[1]	Number of Detects	Detection Frequency	Minimum Detect	Maximum Detect	Median Value	Mean of Detects	Standard Deviation
NORTH ZONE										
Aroclor PCBs	Aroclor 1248	ug/kg	1	1	100%	410	410	NA	NA	NA
Aroclor PCBs	Aroclor 1254	ug/kg	1	1	100%	450	450	NA	NA	NA
Aroclor PCBs	Aroclor 1260	ug/kg	1	1	100%	160	160	NA	NA	NA
Aroclor PCBs	Total Aroclor PCBs (Sum of 7 Aroclors)	ug/kg	1	1	100%	1020	1020	NA	NA	NA
Aroclor PCBs	Total Aroclor PCBs (Sum of 9 Aroclors)	ug/kg	1	1	100%	1020	1020	NA	NA	NA
Dioxins/Furans	1,2,3,4,6,7,8-HpCDF	ng/kg	3	3	100%	5.35	16.6	8.95	10.3	5.75
Dioxins/Furans	1,2,3,4,6,7,8-HpCDD	ng/kg	3	3	100%	2.35	3	2.46	2.6	0.348
Dioxins/Furans	1,2,3,4,7,8,9-HpCDF	ng/kg	3	3	100%	0.152	0.775	0.226	0.384	0.34
Dioxins/Furans	1,2,3,4,7,8-HxCDF	ng/kg	3	3	100%	6.49	11.2	8.31	8.67	2.38
Dioxins/Furans	1,2,3,4,7,8-HxCDD	ng/kg	3	3	100%	0.883	1.06	1.04	0.994	0.0969
Dioxins/Furans	1,2,3,6,7,8-HxCDF	ng/kg	3	3	100%	2.83	4.11	3.26	3.4	0.651
Dioxins/Furans	1,2,3,6,7,8-HxCDD	ng/kg	3	3	100%	2.21	2.98	2.81	2.67	0.405
Dioxins/Furans	1,2,3,7,8,9-HxCDF	ng/kg	3	3	100%	0.122	0.163	0.123	0.136	0.0234
Dioxins/Furans	1,2,3,7,8,9-HxCDD	ng/kg	3	3	100%	0.629	0.785	0.684	0.699	0.0791
Dioxins/Furans	1,2,3,7,8-PCDF	ng/kg	3	3	100%	2.73	3.57	3.07	3.12	0.423
Dioxins/Furans	1,2,3,7,8-PCDD	ng/kg	3	2	67%	1.82	3.28	2.55	2.55	1.03
Dioxins/Furans	2,3,4,6,7,8-HxCDF	ng/kg	3	3	100%	0.606	1.31	0.959	0.958	0.352
Dioxins/Furans	2,3,4,7,8-PCDF	ng/kg	3	3	100%	8.28	27.5	19.2	18.3	9.64
Dioxins/Furans	2,3,7,8-TCDF	ng/kg	3	3	100%	6.67	12.7	11	10.1	3.11
Dioxins/Furans	2,3,7,8-TCDD	ng/kg	3	3	100%	50.9	108	101	86.6	31.1
Dioxins/Furans	OCDF	ng/kg	3	3	100%	0.423	0.705	0.606	0.578	0.143
Dioxins/Furans	OCDD	ng/kg	3	3	100%	3.37	4.74	3.74	3.95	0.709
Dioxins/Furans	Percent Lipids	%	3	3	100%	4.2	5.8	5.5	5.17	0.85
Metals	Aluminum	mg/kg	2	1	50%	692	692	NA	NA	NA
Metals	Arsenic	mg/kg	2	2	100%	1.05	1.32	1.185	1.19	0.191
Metals	Cadmium	mg/kg	2	2	100%	0.12	0.201	0.1605	0.161	0.0573
Metals	Calcium	mg/kg	2	2	100%	77.8	117	97.4	97.4	27.7
Metals	Chromium	mg/kg	2	1	50%	0.154	0.154	NA	NA	NA
Metals	Cobalt	mg/kg	2	1	50%	0.0575	0.0575	NA	NA	NA
Metals	Copper	mg/kg	2	2	100%	542	987	764.5	765	315
Metals	Iron	mg/kg	2	2	100%	79.3	85.1	82.2	82.2	4.1
Metals	Lead	mg/kg	2	2	100%	0.118	0.118	0.118	0.118	0
Metals	Magnesium	mg/kg	2	2	100%	235	240	237.5	238	3.54
Metals	Manganese	mg/kg	2	1	50%	1.63	1.63	NA	NA	NA
Metals	Mercury	ng/g	2	2	100%	141	282	211.5	212	99.7
Metals	Methyl Mercury	ng/g	2	2	100%	71	132	101.5	102	43.1
Metals	Nickel	mg/kg	2	1	50%	0.223	0.223	NA	NA	NA
Metals	Potassium	mg/kg	2	2	100%	3580	3820	3700	3700	170
Metals	Selenium	mg/kg	2	2	100%	15.6	32	23.8	23.8	11.6
Metals	Silver	mg/kg	2	2	100%	12	22.8	17.4	17.4	7.64
Metals	Sodium	mg/kg	2	2	100%	932	968	950	950	25.5
Metals	Vanadium	mg/kg	2	2	100%	0.184	0.358	0.271	0.271	0.123
Metals	Zinc	mg/kg	2	2	100%	48.8	77.7	63.25	63.3	20.4
PCB Congeners	PCB-1	ng/kg	2	2	67%	244	256	250	250	8.49
PCB Congeners	PCB-10	ng/kg	3	3	100%	105	363	336	268	142
PCB Congeners	PCB-103	ng/kg	3	3	100%	991	2980	2700	2220	1080
PCB Congeners	PCB-104	ng/kg	3	3	100%	159	374	370	301	123
PCB Congeners	PCB-105	ng/kg	3	3	100%	15400	34900	28200	26200	9910
PCB Congeners	PCB-107	ng/kg	3	3	100%	4480	10700	8350	7840	3140
PCB Congeners	PCB-108/124	ng/kg	3	3	100%	1800	3930	3340	3020	1100
PCB Congeners	PCB-11	ng/kg	3	3	100%	194	222	217	211	14.9
PCB Congeners	PCB-110/115	ng/kg	3	3	100%	46300	145000	138000	110000	55100
PCB Congeners	PCB-111	ng/kg	3	3	100%	76.9	197	144	139	60.2
PCB Congeners	PCB-114	ng/kg	3	3	100%	1090	3130	2200	2140	1020
PCB Congeners	PCB-118	ng/kg	3	3	100%	55900	135000	107000	99300	40100
PCB Congeners	PCB-12/13	ng/kg	3	3	100%	22.2	54.6	51.8	42.9	18
PCB Congeners	PCB-120	ng/kg	3	3	100%	352	1030	840	741	350
PCB Congeners	PCB-121	ng/kg	3	3	100%	52.4	129	119	100	41.6
PCB Congeners	PCB-122	ng/kg	3	3	100%	383	982	838	734	313
PCB Congeners	PCB-123	ng/kg	3	2	67%	1970	2910	2440	2440	665
PCB Congeners	PCB-126	ng/kg	3	3	100%	151	901	812	621	410
PCB Congeners	PCB-127	ng/kg	3	3	100%	78.4	218	125	140	71.1
PCB Congeners	PCB-128/166	ng/kg	3	3	100%	5680	15300	12400	11100	4930
PCB Congeners	PCB-129/138/163	ng/kg	3	3	100%	61200	154000	124000	113000	47400
PCB Congeners	PCB-130	ng/kg	2	2	67%	5840	7000	6420	6420	820

Table 3-51
Statistical Summary of Detected Analytes by Zone - White Perch (Livers)

Parameter Group	Analyte	Units	Number of Valid Results[1]	Number of Detects	Detection Frequency	Minimum Detect	Maximum Detect	Median Value	Mean of Detects	Standard Deviation
PCB Congeners	PCB-131	ng/kg	2	2	67%	906	972	939	939	46.7
PCB Congeners	PCB-132	ng/kg	2	2	67%	23600	24600	24100	24100	707
PCB Congeners	PCB-133	ng/kg	3	3	100%	1430	3320	2600	2450	954
PCB Congeners	PCB-134	ng/kg	2	2	67%	4820	5200	5010	5010	269
PCB Congeners	PCB-135/151	ng/kg	1	1	33%	14000	14000	NA	NA	NA
PCB Congeners	PCB-136	ng/kg	1	1	33%	3140	3140	NA	NA	NA
PCB Congeners	PCB-137	ng/kg	3	3	100%	2280	6780	4930	4660	2260
PCB Congeners	PCB-139/140	ng/kg	3	3	100%	903	2580	2020	1830	854
PCB Congeners	PCB-141	ng/kg	3	3	100%	7550	19500	15700	14300	6110
PCB Congeners	PCB-142	ng/kg	2	2	67%	20.7	42.7	31.7	31.7	15.6
PCB Congeners	PCB-145	ng/kg	1	1	33%	13.4	13.4	NA	NA	NA
PCB Congeners	PCB-146	ng/kg	2	2	67%	21900	28400	25150	25200	4600
PCB Congeners	PCB-147/149	ng/kg	3	3	100%	32100	85000	77800	65000	28700
PCB Congeners	PCB-148	ng/kg	1	1	33%	227	227	NA	NA	NA
PCB Congeners	PCB-15	ng/kg	1	1	33%	25.7	25.7	NA	NA	NA
PCB Congeners	PCB-150	ng/kg	1	1	33%	187	187	NA	NA	NA
PCB Congeners	PCB-152	ng/kg	1	1	33%	56.2	56.2	NA	NA	NA
PCB Congeners	PCB-153/168	ng/kg	3	3	100%	68400	165000	128000	120000	48700
PCB Congeners	PCB-154	ng/kg	1	1	33%	1620	1620	NA	NA	NA
PCB Congeners	PCB-155	ng/kg	3	3	100%	452	1210	1040	901	398
PCB Congeners	PCB-156/157	ng/kg	3	3	100%	5550	13300	10100	9650	3890
PCB Congeners	PCB-158	ng/kg	3	3	100%	4320	11700	9210	8410	3750
PCB Congeners	PCB-16	ng/kg	3	3	100%	2690	7740	7450	5960	2840
PCB Congeners	PCB-162	ng/kg	3	3	100%	221	1220	996	812	524
PCB Congeners	PCB-164	ng/kg	3	3	100%	2730	7050	6250	5340	2300
PCB Congeners	PCB-165	ng/kg	2	2	67%	94.7	124	109.35	109	20.7
PCB Congeners	PCB-167	ng/kg	3	3	100%	2320	5360	3870	3850	1520
PCB Congeners	PCB-169	ng/kg	3	1	33%	83	83	NA	NA	NA
PCB Congeners	PCB-17	ng/kg	3	3	100%	5210	15000	14400	11500	5490
PCB Congeners	PCB-170	ng/kg	3	3	100%	10800	27300	22200	20100	8450
PCB Congeners	PCB-171/173	ng/kg	2	2	67%	7010	8580	7795	7800	1110
PCB Congeners	PCB-172	ng/kg	3	3	100%	2360	6410	4980	4580	2050
PCB Congeners	PCB-174	ng/kg	2	2	67%	17800	18800	18300	18300	707
PCB Congeners	PCB-176	ng/kg	3	3	100%	747	2810	2640	2070	1150
PCB Congeners	PCB-177	ng/kg	2	2	67%	11100	12200	11650	11700	778
PCB Congeners	PCB-178	ng/kg	3	3	100%	3710	10900	8890	7830	3710
PCB Congeners	PCB-179	ng/kg	3	3	100%	2960	10700	10300	7990	4360
PCB Congeners	PCB-18/30	ng/kg	3	3	100%	8150	24500	23100	18600	9060
PCB Congeners	PCB-180/193	ng/kg	3	3	100%	33300	87500	67900	62900	27400
PCB Congeners	PCB-181	ng/kg	2	2	67%	279	371	325	325	65.1
PCB Congeners	PCB-182	ng/kg	2	2	67%	258	350	304	304	65.1
PCB Congeners	PCB-183/185	ng/kg	2	2	67%	21100	26800	23950	24000	4030
PCB Congeners	PCB-184	ng/kg	3	3	100%	63.2	275	220	186	110
PCB Congeners	PCB-186	ng/kg	3	2	67%	7.34	9.21	8.275	8.28	1.32
PCB Congeners	PCB-188	ng/kg	3	3	100%	124	329	250	234	103
PCB Congeners	PCB-189	ng/kg	3	3	100%	480	1300	984	921	414
PCB Congeners	PCB-19	ng/kg	3	3	100%	1230	2670	2660	2190	829
PCB Congeners	PCB-190	ng/kg	3	3	100%	2490	6350	5070	4640	1970
PCB Congeners	PCB-191	ng/kg	3	3	100%	516	1240	991	916	368
PCB Congeners	PCB-192	ng/kg	2	2	67%	17.5	29	23.25	23.3	8.13
PCB Congeners	PCB-194	ng/kg	3	3	100%	6530	14700	11200	10800	4100
PCB Congeners	PCB-195	ng/kg	3	3	100%	2240	5380	4060	3890	1580
PCB Congeners	PCB-196	ng/kg	3	3	100%	3300	9080	6890	6420	2920
PCB Congeners	PCB-197/200	ng/kg	2	2	67%	1470	1790	1630	1630	226
PCB Congeners	PCB-198/199	ng/kg	3	3	100%	8610	25600	19100	17800	8570
PCB Congeners	PCB-2	ng/kg	3	2	67%	8.02	8.81	8.415	8.42	0.559
PCB Congeners	PCB-20/28	ng/kg	3	3	100%	30500	68200	65400	54700	21000
PCB Congeners	PCB-201	ng/kg	3	3	100%	980	2970	2190	2050	1000
PCB Congeners	PCB-202	ng/kg	3	3	100%	5170	8520	6850	6850	1680
PCB Congeners	PCB-203	ng/kg	3	3	100%	5800	17300	12800	12000	5800
PCB Congeners	PCB-204	ng/kg	3	3	100%	12.1	46.6	30.3	29.7	17.3
PCB Congeners	PCB-205	ng/kg	3	3	100%	281	805	587	558	263
PCB Congeners	PCB-206	ng/kg	2	2	67%	7370	10800	9085	9090	2430
PCB Congeners	PCB-207	ng/kg	3	3	100%	462	1120	817	800	329
PCB Congeners	PCB-208	ng/kg	3	3	100%	1580	3720	2670	2660	1070
PCB Congeners	PCB-209	ng/kg	3	3	100%	2080	4770	3200	3350	1350

Table 3-51
Statistical Summary of Detected Analytes by Zone - White Perch (Livers)

Parameter Group	Analyte	Units	Number of Valid Results[1]	Number of Detects	Detection Frequency	Minimum Detect	Maximum Detect	Median Value	Mean of Detects	Standard Deviation
PCB Congeners	PCB-21/33	ng/kg	3	3	100%	3800	8430	8250	6830	2620
PCB Congeners	PCB-22	ng/kg	3	3	100%	8120	14100	13800	12000	3370
PCB Congeners	PCB-23	ng/kg	3	3	100%	13.6	25	24.6	21.1	6.47
PCB Congeners	PCB-25	ng/kg	3	3	100%	3000	10300	9200	7500	3940
PCB Congeners	PCB-26/29	ng/kg	3	3	100%	4860	13500	11900	10100	4600
PCB Congeners	PCB-27	ng/kg	3	3	100%	1260	2850	2850	2320	918
PCB Congeners	PCB-3	ng/kg	3	3	100%	7.15	15.7	13.9	12.3	4.51
PCB Congeners	PCB-31	ng/kg	3	3	100%	14700	38900	36100	29900	13200
PCB Congeners	PCB-32	ng/kg	3	3	100%	4380	10500	10200	8360	3450
PCB Congeners	PCB-34	ng/kg	3	3	100%	201	563	548	437	205
PCB Congeners	PCB-35	ng/kg	3	2	67%	58.4	62.2	60.3	60.3	2.69
PCB Congeners	PCB-36	ng/kg	3	2	67%	1780	1910	1845	1850	91.9
PCB Congeners	PCB-37	ng/kg	3	3	100%	395	1390	1160	982	521
PCB Congeners	PCB-38	ng/kg	3	3	100%	29	49.2	49.1	42.4	11.6
PCB Congeners	PCB-39	ng/kg	3	3	100%	120	317	306	248	111
PCB Congeners	PCB-4	ng/kg	3	3	100%	1340	3380	3090	2600	1100
PCB Congeners	PCB-40/71	ng/kg	3	3	100%	15900	46200	45100	35700	17200
PCB Congeners	PCB-41	ng/kg	3	3	100%	1130	2410	2340	1960	720
PCB Congeners	PCB-42	ng/kg	3	3	100%	10700	33800	32500	25700	13000
PCB Congeners	PCB-43	ng/kg	3	3	100%	1420	4580	3950	3320	1670
PCB Congeners	PCB-44/47/65	ng/kg	3	3	100%	43700	130000	126000	99900	48700
PCB Congeners	PCB-45	ng/kg	3	3	100%	3300	8900	8430	6880	3110
PCB Congeners	PCB-46	ng/kg	3	3	100%	1260	3600	3510	2790	1330
PCB Congeners	PCB-48	ng/kg	3	3	100%	5300	14400	13600	11100	5040
PCB Congeners	PCB-49/69	ng/kg	3	3	100%	35300	105000	100000	80100	38900
PCB Congeners	PCB-5	ng/kg	3	3	100%	12.8	21.1	16.4	16.8	4.16
PCB Congeners	PCB-50/53	ng/kg	3	3	100%	5730	15500	14900	12000	5480
PCB Congeners	PCB-51	ng/kg	3	3	100%	3780	11100	10600	8490	4090
PCB Congeners	PCB-52	ng/kg	3	3	100%	50500	145000	141000	112000	53400
PCB Congeners	PCB-54	ng/kg	3	3	100%	182	609	495	429	221
PCB Congeners	PCB-55	ng/kg	3	2	67%	108	197	152.5	153	62.9
PCB Congeners	PCB-56	ng/kg	3	3	100%	11000	28900	28200	22700	10100
PCB Congeners	PCB-57	ng/kg	3	3	100%	235	2800	2590	1880	1420
PCB Congeners	PCB-58	ng/kg	3	3	100%	201	619	573	464	229
PCB Congeners	PCB-6	ng/kg	3	3	100%	428	1180	977	862	389
PCB Congeners	PCB-60	ng/kg	3	3	100%	6440	12300	10700	9810	3030
PCB Congeners	PCB-61/70/74/76	ng/kg	3	3	100%	70900	170000	167000	136000	56400
PCB Congeners	PCB-62/75	ng/kg	3	3	100%	3630	10000	9280	7640	3490
PCB Congeners	PCB-63	ng/kg	3	3	100%	2220	5210	4310	3910	1530
PCB Congeners	PCB-64	ng/kg	3	3	100%	16200	48600	47100	37300	18300
PCB Congeners	PCB-66	ng/kg	3	3	100%	48700	115000	105000	89600	35700
PCB Congeners	PCB-67	ng/kg	3	3	100%	1010	2750	2590	2120	962
PCB Congeners	PCB-68	ng/kg	3	3	100%	697	1640	1440	1260	497
PCB Congeners	PCB-7	ng/kg	3	3	100%	42.8	91.6	78.1	70.8	25.2
PCB Congeners	PCB-72	ng/kg	3	3	100%	950	2240	1960	1720	679
PCB Congeners	PCB-73	ng/kg	3	1	33%	203	203	NA	NA	NA
PCB Congeners	PCB-77	ng/kg	3	3	100%	1980	4890	4510	3790	1580
PCB Congeners	PCB-78	ng/kg	3	1	33%	518	518	NA	NA	NA
PCB Congeners	PCB-79	ng/kg	3	3	100%	346	760	648	585	214
PCB Congeners	PCB-8	ng/kg	3	3	100%	1300	2490	2250	2010	629
PCB Congeners	PCB-80	ng/kg	3	1	33%	15.5	15.5	NA	NA	NA
PCB Congeners	PCB-81	ng/kg	3	3	100%	85.6	231	197	171	76.1
PCB Congeners	PCB-82	ng/kg	3	3	100%	2990	10200	10000	7730	4110
PCB Congeners	PCB-83	ng/kg	3	3	100%	2040	5620	5260	4310	1970
PCB Congeners	PCB-84	ng/kg	3	3	100%	7080	22300	21700	17000	8620
PCB Congeners	PCB-85/116/117	ng/kg	3	3	100%	9040	28700	23800	20500	10200
PCB Congeners	PCB-86/87/97/109/119/125	ng/kg	3	3	100%	24200	78700	70200	57700	29300
PCB Congeners	PCB-89	ng/kg	3	3	100%	406	1430	1290	1040	555
PCB Congeners	PCB-9	ng/kg	3	3	100%	69.1	160	143	124	48.3
PCB Congeners	PCB-90/101/113	ng/kg	3	3	100%	49000	153000	139000	114000	56400
PCB Congeners	PCB-91	ng/kg	1	1	33%	7600	7600	NA	NA	NA
PCB Congeners	PCB-92	ng/kg	2	2	67%	25200	28900	27050	27100	2620
PCB Congeners	PCB-93/100	ng/kg	3	3	100%	2170	6350	6040	4850	2330
PCB Congeners	PCB-94	ng/kg	3	3	100%	516	1600	1580	1230	620
PCB Congeners	PCB-95	ng/kg	3	3	100%	33800	69500	66400	56600	19800
PCB Congeners	PCB-96	ng/kg	3	3	100%	277	1070	1010	786	442

Table 3-51
Statistical Summary of Detected Analytes by Zone - White Perch (Livers)

Parameter Group	Analyte	Units	Number of Valid Results[1]	Number of Detects	Detection Frequency	Minimum Detect	Maximum Detect	Median Value	Mean of Detects	Standard Deviation
PCB Congeners	PCB-98/102	ng/kg	3	3	100%	2460	7910	7280	5880	2980
PCB Congeners	PCB-99	ng/kg	2	2	67%	92000	111000	101500	102000	13400
PCB Congeners	Total PCB Congeners (209)	ng/kg	3	3	100%	1010000	2910000	2590000	2170000	1020000
Pesticides	2,4'-DDD	pg/g	3	3	100%	22700	55400	26000	34700	18000
Pesticides	2,4'-DDE	pg/g	3	3	100%	11400	17500	17400	15400	3490
Pesticides	2,4'-DDT	pg/g	3	3	100%	613	3380	638	1540	1590
Pesticides	4,4'-DDD	pg/g	3	3	100%	75000	184000	76100	112000	62600
Pesticides	4,4'-DDE	pg/g	3	3	100%	134000	150000	147000	144000	8500
Pesticides	4,4'-DDT	pg/g	3	3	100%	2310	7720	2890	4310	2970
Pesticides	Aldrin	pg/g	3	3	100%	37.4	188	138	121	76.7
Pesticides	Alpha BHC	pg/g	3	3	100%	59.4	242	186	162	93.5
Pesticides	Beta BHC	pg/g	3	3	100%	62.1	121	109	97.4	31.1
Pesticides	Cis-Chlordane	pg/g	3	3	100%	10300	57600	38400	35400	23800
Pesticides	Cis-Nonachlor	pg/g	3	3	100%	7260	19800	14200	13800	6280
Pesticides	Dieldrin	pg/g	3	3	100%	8200	21500	21200	17000	7590
Pesticides	Endrin Ketone	pg/g	2	1	33%	331	331	NA	NA	NA
Pesticides	Gamma BHC (Lindane)	pg/g	3	3	100%	26.5	75.4	59.1	53.7	24.9
Pesticides	Heptachlor	pg/g	3	1	33%	23.1	23.1	NA	NA	NA
Pesticides	Heptachlor Epoxide	pg/g	3	3	100%	2050	4920	3890	3620	1450
Pesticides	Hexachlorobenzene	pg/g	3	3	100%	2020	3520	3380	2970	829
Pesticides	Mirex	pg/g	3	3	100%	401	665	484	517	135
Pesticides	Oxychlordane	pg/g	3	3	100%	3930	6020	5870	5270	1170
Pesticides	Trans-Chlordane	pg/g	3	3	100%	3550	10900	7060	7170	3680
Pesticides	Trans-Nonachlor	pg/g	3	3	100%	19000	38600	31400	29700	9910
Pesticides	Total Alpha + Gamma Chlordane	pg/g	3	3	100%	13900	68500	45500	42600	27400
Pesticides	Total DDT (2,4)	pg/g	3	3	100%	40800	70200	44000	51700	16100
Pesticides	Total DDT (4,4)	pg/g	3	3	100%	225000	326000	228000	260000	57500
Pesticides	Total DDT (2,4 & 4,4)	pg/g	3	3	100%	269000	396000	269000	311000	73300
Physical Parameters	Moisture (Water) Content	%	3	3	100%	240	296	251	262	29.7
Physical Parameters	Percent Moisture	%	3	3	100%	70.6	74.8	71.5	72.3	2.21
Semivolatiles	Acenaphthene	ug/kg	3	2	67%	6.9	7.6	7.25	7.25	0.495
Semivolatiles	Benzaldehyde	ug/kg	3	2	67%	1900	2000	1950	1950	70.7
Semivolatiles	C2-Naphthalenes	ug/kg	3	2	67%	10	12	11	11	1.41
Semivolatiles	C3-Naphthalenes	ug/kg	3	2	67%	6.8	7.1	6.95	6.95	0.212
Semivolatiles	Fluoranthene	ug/kg	3	2	67%	8.1	15	11.55	11.6	4.88
Semivolatiles	Fluorene	ug/kg	3	1	33%	6.1	6.1	NA	NA	NA
Semivolatiles	Perylene	ug/kg	3	1	33%	69	69	NA	NA	NA
Semivolatiles	Phenanthrene	ug/kg	3	2	67%	6.6	8.3	7.45	7.45	1.2
Semivolatiles	Total HMW PAHs	ug/kg	3	2	67%	8.1	15	11.55	11.6	4.88
Semivolatiles	Total LMW PAHs	ug/kg	3	2	67%	13.5	22	17.75	17.8	6.01
Semivolatiles	Total PAHs	ug/kg	3	3	100%	13.5	30.1	15	19.5	9.18
CENTRAL ZONE										
Aroclor PCBs	Aroclor 1248	ug/kg	3	3	100%	410	490	490	463	46.2
Aroclor PCBs	Aroclor 1254	ug/kg	3	3	100%	440	500	470	470	30
Aroclor PCBs	Aroclor 1260	ug/kg	3	3	100%	150	350	310	270	106
Aroclor PCBs	Total Aroclor PCBs (Sum of 7 Aroclors)	ug/kg	3	3	100%	1000	1340	1270	1200	180
Aroclor PCBs	Total Aroclor PCBs (Sum of 9 Aroclors)	ug/kg	3	3	100%	1000	1340	1270	1200	180
Dioxins/Furans	1,2,3,4,6,7,8-HpCDF	ng/kg	3	3	100%	6.4	11	6.58	7.99	2.61
Dioxins/Furans	1,2,3,4,6,7,8-HpCDD	ng/kg	3	3	100%	2.31	3.01	2.37	2.56	0.388
Dioxins/Furans	1,2,3,4,7,8,9-HpCDF	ng/kg	3	3	100%	0.117	0.231	0.162	0.17	0.0574
Dioxins/Furans	1,2,3,4,7,8-HxCDF	ng/kg	3	3	100%	8.84	12.3	9.82	10.3	1.78
Dioxins/Furans	1,2,3,4,7,8-HxCDD	ng/kg	3	3	100%	0.631	0.981	0.847	0.82	0.177
Dioxins/Furans	1,2,3,6,7,8-HxCDF	ng/kg	3	3	100%	1.33	4.17	1.83	2.44	1.52
Dioxins/Furans	1,2,3,6,7,8-HxCDD	ng/kg	3	3	100%	2.31	2.8	2.36	2.49	0.27
Dioxins/Furans	1,2,3,7,8,9-HxCDF	ng/kg	3	3	100%	0.107	0.128	0.112	0.116	0.011
Dioxins/Furans	1,2,3,7,8,9-HxCDD	ng/kg	3	3	100%	0.525	0.781	0.533	0.613	0.146
Dioxins/Furans	1,2,3,7,8-PCDF	ng/kg	3	3	100%	3.13	3.68	3.34	3.38	0.278
Dioxins/Furans	1,2,3,7,8-PCDD	ng/kg	3	1	33%	2.47	2.47	NA	NA	NA
Dioxins/Furans	2,3,4,6,7,8-HxCDF	ng/kg	3	3	100%	0.846	0.93	0.848	0.875	0.0479
Dioxins/Furans	2,3,4,7,8-PCDF	ng/kg	3	3	100%	13.2	15.8	15	14.7	1.33
Dioxins/Furans	2,3,7,8-TCDF	ng/kg	3	3	100%	6.87	10.5	9.07	8.81	1.83
Dioxins/Furans	2,3,7,8-TCDD	ng/kg	3	3	100%	37.5	56.9	44	46.1	9.87
Dioxins/Furans	OCDF	ng/kg	3	3	100%	0.305	0.41	0.347	0.354	0.0528
Dioxins/Furans	OCDD	ng/kg	3	3	100%	3.77	5.55	4.06	4.46	0.955
Dioxins/Furans	Percent Lipids	%	3	3	100%	5.3	5.6	5.3	5.4	0.173
Metals	Arsenic	mg/kg	3	3	100%	1.2	1.34	1.25	1.26	0.0709

Table 3-51
Statistical Summary of Detected Analytes by Zone - White Perch (Livers)

Parameter Group	Analyte	Units	Number of Valid Results[1]	Number of Detects	Detection Frequency	Minimum Detect	Maximum Detect	Median Value	Mean of Detects	Standard Deviation
Metals	Cadmium	mg/kg	3	3	100%	0.161	0.175	0.164	0.167	0.00737
Metals	Calcium	mg/kg	3	3	100%	80	558	112	250	267
Metals	Chromium	mg/kg	3	2	67%	0.102	0.116	0.109	0.109	0.0099
Metals	Cobalt	mg/kg	3	3	100%	0.0628	0.0881	0.0746	0.0752	0.0127
Metals	Copper	mg/kg	3	3	100%	811	1000	879	897	95.7
Metals	Iron	mg/kg	3	3	100%	84.7	91.2	85.2	87	3.62
Metals	Lead	mg/kg	3	3	100%	0.0913	0.144	0.122	0.119	0.0265
Metals	Magnesium	mg/kg	3	3	100%	264	285	271	273	10.7
Metals	Manganese	mg/kg	3	2	67%	1.14	1.16	1.15	1.15	0.0141
Metals	Mercury	ng/g	3	3	100%	170	219	208	199	25.7
Metals	Methyl Mercury	ng/g	3	3	100%	96.2	116	104	105	9.97
Metals	Nickel	mg/kg	3	1	33%	0.175	0.175	NA	NA	NA
Metals	Potassium	mg/kg	3	3	100%	4070	4130	4070	4090	34.6
Metals	Selenium	mg/kg	3	3	100%	20.8	25.1	24.1	23.3	2.25
Metals	Silver	mg/kg	3	3	100%	19.9	22.8	20.6	21.1	1.51
Metals	Sodium	mg/kg	3	3	100%	770	1010	919	900	121
Metals	Vanadium	mg/kg	3	3	100%	0.262	0.335	0.297	0.298	0.0365
Metals	Zinc	mg/kg	3	3	100%	60.5	65.6	62.8	63	2.55
PCB Congeners	PCB-10	ng/kg	3	3	100%	180	212	200	197	16.2
PCB Congeners	PCB-103	ng/kg	3	3	100%	1150	1620	1430	1400	236
PCB Congeners	PCB-104	ng/kg	3	3	100%	156	248	184	196	47.2
PCB Congeners	PCB-105	ng/kg	3	3	100%	17500	22700	21400	20500	2710
PCB Congeners	PCB-107	ng/kg	3	3	100%	5990	7070	6640	6570	544
PCB Congeners	PCB-108/124	ng/kg	3	3	100%	2140	2800	2620	2520	341
PCB Congeners	PCB-11	ng/kg	3	3	100%	207	298	236	247	46.5
PCB Congeners	PCB-110/115	ng/kg	3	3	100%	50600	81900	66000	66200	15700
PCB Congeners	PCB-111	ng/kg	3	3	100%	92.2	117	95.8	102	13.4
PCB Congeners	PCB-112	ng/kg	2	2	67%	236	237	236.5	237	0.707
PCB Congeners	PCB-114	ng/kg	3	3	100%	1330	1660	1590	1530	174
PCB Congeners	PCB-118	ng/kg	3	3	100%	67300	91100	82600	80300	12100
PCB Congeners	PCB-12/13	ng/kg	3	3	100%	25.7	36.3	29.9	30.6	5.34
PCB Congeners	PCB-120	ng/kg	3	3	100%	433	582	474	496	77
PCB Congeners	PCB-121	ng/kg	3	3	100%	59.5	78.5	66.1	68	9.65
PCB Congeners	PCB-122	ng/kg	3	3	100%	456	681	672	603	127
PCB Congeners	PCB-123	ng/kg	3	3	100%	1250	1830	1600	1560	292
PCB Congeners	PCB-126	ng/kg	3	3	100%	178	231	201	203	26.6
PCB Congeners	PCB-127	ng/kg	3	3	100%	114	122	114	117	4.62
PCB Congeners	PCB-128/166	ng/kg	3	3	100%	6460	8990	7630	7690	1270
PCB Congeners	PCB-129/138/163	ng/kg	3	3	100%	69300	101000	86400	85600	15900
PCB Congeners	PCB-133	ng/kg	3	3	100%	2320	2460	2380	2390	70.2
PCB Congeners	PCB-135/151	ng/kg	3	3	100%	17500	22300	20300	20000	2410
PCB Congeners	PCB-136	ng/kg	3	3	100%	3890	5170	4770	4610	655
PCB Congeners	PCB-137	ng/kg	1	1	33%	3610	3610	NA	NA	NA
PCB Congeners	PCB-139/140	ng/kg	1	1	33%	1460	1460	NA	NA	NA
PCB Congeners	PCB-141	ng/kg	3	3	100%	10900	12400	11900	11700	764
PCB Congeners	PCB-144	ng/kg	2	2	67%	2020	2410	2215	2220	276
PCB Congeners	PCB-145	ng/kg	3	3	100%	16.2	20.5	17.1	17.9	2.27
PCB Congeners	PCB-147/149	ng/kg	3	3	100%	38900	54900	47700	47200	8010
PCB Congeners	PCB-148	ng/kg	3	3	100%	275	361	299	312	44.4
PCB Congeners	PCB-15	ng/kg	3	3	100%	32.3	45.1	32.7	36.7	7.28
PCB Congeners	PCB-150	ng/kg	3	3	100%	231	319	293	281	45.2
PCB Congeners	PCB-152	ng/kg	3	3	100%	72.8	95.7	78.8	82.4	11.9
PCB Congeners	PCB-153/168	ng/kg	3	3	100%	78600	114000	98500	97000	17700
PCB Congeners	PCB-154	ng/kg	3	3	100%	2040	2740	2390	2390	350
PCB Congeners	PCB-155	ng/kg	3	3	100%	535	859	677	690	162
PCB Congeners	PCB-156/157	ng/kg	3	3	100%	7120	8340	8250	7900	680
PCB Congeners	PCB-158	ng/kg	3	3	100%	5190	6460	6100	5920	655
PCB Congeners	PCB-16	ng/kg	3	3	100%	2760	4110	3630	3500	684
PCB Congeners	PCB-162	ng/kg	3	3	100%	353	476	372	400	66.2
PCB Congeners	PCB-164	ng/kg	1	1	33%	4350	4350	NA	NA	NA
PCB Congeners	PCB-167	ng/kg	3	3	100%	3140	3440	3420	3330	168
PCB Congeners	PCB-17	ng/kg	3	3	100%	5620	8280	7290	7060	1340
PCB Congeners	PCB-170	ng/kg	3	3	100%	14200	18500	16500	16400	2150
PCB Congeners	PCB-172	ng/kg	3	3	100%	3220	4020	3590	3610	400
PCB Congeners	PCB-176	ng/kg	3	3	100%	974	1290	1170	1140	160
PCB Congeners	PCB-178	ng/kg	1	1	33%	5720	5720	NA	NA	NA

Table 3-51
Statistical Summary of Detected Analytes by Zone - White Perch (Livers)

Parameter Group	Analyte	Units	Number of Valid Results[1]	Number of Detects	Detection Frequency	Minimum Detect	Maximum Detect	Median Value	Mean of Detects	Standard Deviation
PCB Congeners	PCB-179	ng/kg	3	3	100%	3810	5050	4560	4470	625
PCB Congeners	PCB-18/30	ng/kg	3	3	100%	8770	13000	11700	11200	2170
PCB Congeners	PCB-180/193	ng/kg	2	2	67%	43000	59100	51050	51100	11400
PCB Congeners	PCB-183/185	ng/kg	1	1	33%	15100	15100	NA	NA	NA
PCB Congeners	PCB-184	ng/kg	3	3	100%	98.4	137	103	113	21.1
PCB Congeners	PCB-188	ng/kg	3	3	100%	169	233	196	199	32.1
PCB Congeners	PCB-189	ng/kg	1	1	33%	812	812	NA	NA	NA
PCB Congeners	PCB-19	ng/kg	3	3	100%	1480	1940	1760	1730	232
PCB Congeners	PCB-190	ng/kg	3	3	100%	3420	4240	3970	3880	418
PCB Congeners	PCB-191	ng/kg	3	3	100%	649	806	761	739	80.8
PCB Congeners	PCB-194	ng/kg	3	3	100%	9200	11500	9950	10200	1170
PCB Congeners	PCB-195	ng/kg	3	3	100%	3260	4110	3470	3610	443
PCB Congeners	PCB-196	ng/kg	3	3	100%	4580	5580	4740	4970	537
PCB Congeners	PCB-198/199	ng/kg	3	3	100%	12000	15200	12100	13100	1820
PCB Congeners	PCB-2	ng/kg	3	3	100%	4.54	5.62	4.71	4.96	0.581
PCB Congeners	PCB-20/28	ng/kg	3	3	100%	31900	51500	46900	43400	10200
PCB Congeners	PCB-201	ng/kg	3	3	100%	1380	1680	1380	1480	173
PCB Congeners	PCB-202	ng/kg	3	3	100%	5260	6720	5870	5950	733
PCB Congeners	PCB-203	ng/kg	3	3	100%	8130	10500	8550	9060	1260
PCB Congeners	PCB-204	ng/kg	3	3	100%	17.4	25.4	21.3	21.4	4
PCB Congeners	PCB-205	ng/kg	3	3	100%	416	505	443	455	45.6
PCB Congeners	PCB-207	ng/kg	3	3	100%	664	817	673	718	85.9
PCB Congeners	PCB-208	ng/kg	3	3	100%	1930	2640	1980	2180	396
PCB Congeners	PCB-209	ng/kg	3	3	100%	2650	3500	2800	2980	454
PCB Congeners	PCB-21/33	ng/kg	3	3	100%	4360	6100	5920	5460	957
PCB Congeners	PCB-22	ng/kg	3	3	100%	7680	10600	10500	9590	1660
PCB Congeners	PCB-23	ng/kg	3	3	100%	13.7	17.9	16.6	16.1	2.15
PCB Congeners	PCB-25	ng/kg	3	3	100%	3750	6390	5990	5380	1420
PCB Congeners	PCB-26/29	ng/kg	3	3	100%	5620	9140	9100	7950	2020
PCB Congeners	PCB-27	ng/kg	3	3	100%	1270	1860	1520	1550	296
PCB Congeners	PCB-3	ng/kg	3	3	100%	8.04	15	11	11.3	3.49
PCB Congeners	PCB-31	ng/kg	3	3	100%	14400	27100	21600	21000	6370
PCB Congeners	PCB-32	ng/kg	3	3	100%	5370	7310	6570	6420	979
PCB Congeners	PCB-34	ng/kg	3	3	100%	248	378	355	327	69.4
PCB Congeners	PCB-37	ng/kg	3	3	100%	508	755	694	652	129
PCB Congeners	PCB-38	ng/kg	3	3	100%	21.9	42.6	31	31.8	10.4
PCB Congeners	PCB-39	ng/kg	3	3	100%	111	216	167	165	52.5
PCB Congeners	PCB-4	ng/kg	3	3	100%	1930	2130	1970	2010	106
PCB Congeners	PCB-40/71	ng/kg	3	3	100%	16700	27200	24100	22700	5390
PCB Congeners	PCB-41	ng/kg	3	3	100%	1010	1420	1210	1210	205
PCB Congeners	PCB-42	ng/kg	3	3	100%	12000	18300	16600	15600	3260
PCB Congeners	PCB-43	ng/kg	3	3	100%	1650	2540	2350	2180	469
PCB Congeners	PCB-44/47/65	ng/kg	3	3	100%	46100	77700	65000	62900	15900
PCB Congeners	PCB-45	ng/kg	3	3	100%	3550	4590	4440	4190	562
PCB Congeners	PCB-46	ng/kg	3	3	100%	1430	2030	2030	1830	346
PCB Congeners	PCB-48	ng/kg	3	3	100%	5660	8570	7680	7300	1490
PCB Congeners	PCB-49/69	ng/kg	3	3	100%	38000	64500	54500	52300	13400
PCB Congeners	PCB-5	ng/kg	3	2	67%	16.9	17	16.95	17	0.0707
PCB Congeners	PCB-50/53	ng/kg	3	3	100%	6410	8650	8460	7840	1240
PCB Congeners	PCB-51	ng/kg	3	3	100%	4010	6310	5310	5210	1150
PCB Congeners	PCB-52	ng/kg	3	3	100%	53100	91600	76900	73900	19400
PCB Congeners	PCB-54	ng/kg	3	3	100%	254	335	255	281	46.5
PCB Congeners	PCB-55	ng/kg	3	3	100%	199	309	277	262	56.6
PCB Congeners	PCB-56	ng/kg	3	3	100%	12600	18800	17900	16400	3350
PCB Congeners	PCB-57	ng/kg	3	3	100%	247	383	351	327	71.1
PCB Congeners	PCB-58	ng/kg	3	3	100%	279	420	362	354	70.9
PCB Congeners	PCB-6	ng/kg	3	3	100%	586	970	774	777	192
PCB Congeners	PCB-60	ng/kg	3	3	100%	5720	8290	7240	7080	1290
PCB Congeners	PCB-61/70/74/76	ng/kg	3	3	100%	75800	120000	111000	102000	23400
PCB Congeners	PCB-62/75	ng/kg	3	3	100%	3900	5900	5110	4970	1010
PCB Congeners	PCB-63	ng/kg	3	3	100%	2640	3380	3310	3110	409
PCB Congeners	PCB-64	ng/kg	3	3	100%	17800	27500	24600	23300	4980
PCB Congeners	PCB-66	ng/kg	3	3	100%	51700	87900	73700	71100	18200
PCB Congeners	PCB-67	ng/kg	3	3	100%	1180	1820	1660	1550	333
PCB Congeners	PCB-68	ng/kg	3	3	100%	830	1190	1010	1010	180
PCB Congeners	PCB-7	ng/kg	3	3	100%	59.6	69.3	68.3	65.7	5.34

Table 3-51
Statistical Summary of Detected Analytes by Zone - White Perch (Livers)

Parameter Group	Analyte	Units	Number of Valid Results[1]	Number of Detects	Detection Frequency	Minimum Detect	Maximum Detect	Median Value	Mean of Detects	Standard Deviation
PCB Congeners	PCB-72	ng/kg	3	3	100%	1120	1680	1400	1400	280
PCB Congeners	PCB-73	ng/kg	3	3	100%	182	283	208	224	52.4
PCB Congeners	PCB-77	ng/kg	3	3	100%	2360	3130	2980	2820	408
PCB Congeners	PCB-79	ng/kg	3	3	100%	399	639	493	510	121
PCB Congeners	PCB-8	ng/kg	3	3	100%	1540	1920	1840	1770	200
PCB Congeners	PCB-81	ng/kg	3	3	100%	101	124	114	113	11.5
PCB Congeners	PCB-82	ng/kg	3	3	100%	3210	4930	4310	4150	871
PCB Congeners	PCB-83	ng/kg	3	3	100%	2550	3040	2800	2800	245
PCB Congeners	PCB-84	ng/kg	3	3	100%	8380	11800	10800	10300	1760
PCB Congeners	PCB-85/116/117	ng/kg	3	3	100%	10000	14300	12400	12200	2150
PCB Congeners	PCB-86/87/97/109/119/125	ng/kg	3	3	100%	27900	40600	35200	34600	6370
PCB Congeners	PCB-89	ng/kg	3	3	100%	470	678	654	601	114
PCB Congeners	PCB-9	ng/kg	3	3	100%	88.1	110	97.2	98.4	11
PCB Congeners	PCB-90/101/113	ng/kg	3	3	100%	54100	86200	70800	70400	16100
PCB Congeners	PCB-91	ng/kg	3	3	100%	9220	13000	11500	11200	1900
PCB Congeners	PCB-93/100	ng/kg	3	3	100%	2470	3430	2850	2920	483
PCB Congeners	PCB-94	ng/kg	3	3	100%	579	816	701	699	119
PCB Congeners	PCB-95	ng/kg	3	3	100%	30600	56500	41800	43000	13000
PCB Congeners	PCB-96	ng/kg	3	3	100%	328	463	443	411	72.9
PCB Congeners	PCB-98/102	ng/kg	3	3	100%	2670	4120	3650	3480	740
PCB Congeners	PCB-99	ng/kg	2	2	67%	39100	49200	44150	44200	7140
PCB Congeners	Total PCB Congeners (209)	ng/kg	3	3	100%	1170000	1720000	1500000	1460000	277000
Pesticides	2,4'-DDD	pg/g	3	3	100%	14600	42900	34700	30700	14600
Pesticides	2,4'-DDE	pg/g	3	3	100%	6540	21500	14900	14300	7500
Pesticides	2,4'-DDT	pg/g	3	3	100%	364	1550	1400	1100	646
Pesticides	4,4'-DDD	pg/g	3	3	100%	63300	131000	128000	107000	38300
Pesticides	4,4'-DDE	pg/g	3	3	100%	93300	159000	134000	129000	33200
Pesticides	4,4'-DDT	pg/g	3	3	100%	1360	5760	4930	4020	2340
Pesticides	Aldrin	pg/g	3	2	67%	50.1	65.8	57.95	58	11.1
Pesticides	Alpha BHC	pg/g	3	2	67%	46.5	58	52.25	52.3	8.13
Pesticides	Beta BHC	pg/g	3	3	100%	50.9	63.1	61.5	58.5	6.63
Pesticides	Cis-Chlordane	pg/g	3	3	100%	7460	23700	22900	18000	9150
Pesticides	Cis-Nonachlor	pg/g	3	3	100%	7780	9620	8810	8740	922
Pesticides	Dieldrin	pg/g	3	3	100%	9190	13600	12700	11800	2330
Pesticides	Gamma BHC (Lindane)	pg/g	3	2	67%	29.3	30.2	29.75	29.8	0.636
Pesticides	Heptachlor	pg/g	3	1	33%	20.4	20.4	NA	NA	NA
Pesticides	Heptachlor Epoxide	pg/g	3	3	100%	1850	2320	2190	2120	243
Pesticides	Hexachlorobenzene	pg/g	3	3	100%	1580	2710	2270	2190	570
Pesticides	Mirex	pg/g	3	3	100%	377	549	455	460	86.1
Pesticides	Oxychlordane	pg/g	3	3	100%	3400	4550	3840	3930	580
Pesticides	Trans-Chlordane	pg/g	3	3	100%	4320	6080	5830	5410	952
Pesticides	Trans-Nonachlor	pg/g	3	3	100%	22600	28300	22700	24500	3260
Pesticides	Total Alpha + Gamma Chlordane	pg/g	3	3	100%	11800	29500	29000	23400	10100
Pesticides	Total DDT (2,4)	pg/g	3	3	100%	21500	65800	51200	46200	22600
Pesticides	Total DDT (4,4)	pg/g	3	3	100%	158000	295000	268000	240000	72600
Pesticides	Total DDT (2,4 & 4,4)	pg/g	3	3	100%	179000	361000	319000	286000	95300
Physical Parameters	Moisture (Water) Content	%	3	3	100%	262	274	272	269	6.43
Physical Parameters	Percent Moisture	%	3	3	100%	72.4	73.3	73.1	72.9	0.473
Semivolatiles	Benzaldehyde	ug/kg	3	3	100%	1300	2900	2800	2330	896
Semivolatiles	C2-Naphthalenes	ug/kg	3	1	33%	15	15	NA	NA	NA
Semivolatiles	Fluoranthene	ug/kg	3	1	33%	20	20	NA	NA	NA
Semivolatiles	Naphthalene	ug/kg	3	1	33%	26	26	NA	NA	NA
Semivolatiles	Perylene	ug/kg	3	1	33%	74	74	NA	NA	NA
Semivolatiles	Total HMW PAHs	ug/kg	3	1	33%	20	20	NA	NA	NA
Semivolatiles	Total LMW PAHs	ug/kg	3	1	33%	26	26	NA	NA	NA
Semivolatiles	Total PAHs	ug/kg	3	2	67%	20	26	23	23	4.24
SOUTH ZONE										
Dioxins/Furans	1,2,3,4,6,7,8-HpCDF	ng/kg	5	5	100%	4.66	10.4	5.48	6.43	2.3
Dioxins/Furans	1,2,3,4,6,7,8-HpCDD	ng/kg	5	5	100%	2.62	3.66	3.52	3.37	0.423
Dioxins/Furans	1,2,3,4,7,8,9-HpCDF	ng/kg	5	5	100%	0.206	0.314	0.258	0.258	0.0448
Dioxins/Furans	1,2,3,4,7,8-HxCDF	ng/kg	5	5	100%	2.2	8.94	3.18	4.17	2.71
Dioxins/Furans	1,2,3,4,7,8-HxCDD	ng/kg	5	5	100%	0.99	1.41	1.23	1.2	0.177
Dioxins/Furans	1,2,3,6,7,8-HxCDF	ng/kg	5	5	100%	2.87	3.64	3.1	3.18	0.313
Dioxins/Furans	1,2,3,6,7,8-HxCDD	ng/kg	5	5	100%	3.67	4.46	4.24	4.16	0.322
Dioxins/Furans	1,2,3,7,8,9-HxCDF	ng/kg	5	5	100%	0.102	0.226	0.132	0.158	0.0537
Dioxins/Furans	1,2,3,7,8,9-HxCDD	ng/kg	5	5	100%	0.869	0.981	0.91	0.921	0.0424

Table 3-51
Statistical Summary of Detected Analytes by Zone - White Perch (Livers)

Parameter Group	Analyte	Units	Number of Valid Results[1]	Number of Detects	Detection Frequency	Minimum Detect	Maximum Detect	Median Value	Mean of Detects	Standard Deviation
Dioxins/Furans	1,2,3,7,8-PCDF	ng/kg	5	5	100%	2.44	3.55	2.99	2.95	0.476
Dioxins/Furans	1,2,3,7,8-PCDD	ng/kg	5	3	60%	3.76	4.74	4.28	4.26	0.49
Dioxins/Furans	2,3,4,6,7,8-HxCDF	ng/kg	5	5	100%	0.717	1.23	0.768	0.851	0.213
Dioxins/Furans	2,3,4,7,8-PCDF	ng/kg	5	5	100%	7.35	17.4	9.3	10.6	3.91
Dioxins/Furans	2,3,7,8-TCDF	ng/kg	5	5	100%	11.4	15.4	13	13	1.5
Dioxins/Furans	2,3,7,8-TCDD	ng/kg	5	5	100%	9.07	57.1	19.3	26.8	18.5
Dioxins/Furans	OCDF	ng/kg	5	5	100%	0.247	0.489	0.358	0.358	0.0936
Dioxins/Furans	OCDD	ng/kg	5	5	100%	6.32	8.94	8.08	7.83	1.04
Dioxins/Furans	Percent Lipids	%	5	5	100%	6.3	8.2	7.2	7.16	0.723
Metals	Aluminum	mg/kg	5	5	100%	59.9	323	110	141	105
Metals	Arsenic	mg/kg	5	5	100%	1.68	16.3	2.24	4.9	6.38
Metals	Barium	mg/kg	5	1	20%	1.23	1.23	NA	NA	NA
Metals	Cadmium	mg/kg	5	1	20%	0.245	0.245	NA	NA	NA
Metals	Calcium	mg/kg	5	2	40%	172	179	175.5	176	4.95
Metals	Chromium	mg/kg	5	2	40%	0.54	5.23	2.885	2.89	3.32
Metals	Cobalt	mg/kg	5	1	20%	0.136	0.136	NA	NA	NA
Metals	Copper	mg/kg	5	5	100%	1600	7800	2030	3050	2670
Metals	Iron	mg/kg	5	5	100%	104	580	118	216	205
Metals	Lead	mg/kg	5	1	20%	0.156	0.156	NA	NA	NA
Metals	Magnesium	mg/kg	5	5	100%	313	1200	351	523	380
Metals	Manganese	mg/kg	5	5	100%	1.52	14.2	2.56	4.76	5.31
Metals	Mercury	ng/g	5	5	100%	173	240	179	198	31.4
Metals	Methyl Mercury	ng/g	5	5	100%	64.1	92.6	71.3	74.6	10.7
Metals	Potassium	mg/kg	5	5	100%	4710	20600	5390	8340	6880
Metals	Selenium	mg/kg	5	5	100%	41	204	55.5	80.1	69.7
Metals	Silver	mg/kg	5	5	100%	34.8	159	47.6	67.7	51.4
Metals	Sodium	mg/kg	5	5	100%	1100	5350	1340	2130	1810
Metals	Vanadium	mg/kg	5	4	80%	0.249	0.376	0.3665	0.34	0.0609
Metals	Zinc	mg/kg	5	5	100%	90	405	101	163	136
PCB Congeners	PCB-1	ng/kg	5	5	100%	341	443	355	381	45.7
PCB Congeners	PCB-10	ng/kg	5	5	100%	252	571	340	378	140
PCB Congeners	PCB-103	ng/kg	5	5	100%	1050	1930	1410	1540	377
PCB Congeners	PCB-104	ng/kg	5	5	100%	106	218	139	152	44.2
PCB Congeners	PCB-105	ng/kg	5	5	100%	17800	24000	20800	21100	2790
PCB Congeners	PCB-106	ng/kg	5	2	40%	16	27.3	21.65	21.7	7.99
PCB Congeners	PCB-107	ng/kg	5	5	100%	5390	7060	6290	6230	806
PCB Congeners	PCB-108/124	ng/kg	5	5	100%	2000	2760	2630	2440	340
PCB Congeners	PCB-11	ng/kg	5	5	100%	287	503	441	409	82.8
PCB Congeners	PCB-110/115	ng/kg	5	5	100%	56300	95800	84100	81300	15100
PCB Congeners	PCB-111	ng/kg	5	5	100%	93.3	129	123	115	14.7
PCB Congeners	PCB-112	ng/kg	5	3	60%	121	56000	178	18800	32200
PCB Congeners	PCB-114	ng/kg	5	5	100%	1440	1990	1700	1710	256
PCB Congeners	PCB-118	ng/kg	5	5	100%	70500	100000	80100	83000	12100
PCB Congeners	PCB-12/13	ng/kg	5	5	100%	46.6	74.8	62.7	62.1	10.1
PCB Congeners	PCB-120	ng/kg	5	5	100%	427	647	607	570	90.5
PCB Congeners	PCB-121	ng/kg	5	5	100%	51.4	89	67.5	71.6	15.3
PCB Congeners	PCB-122	ng/kg	5	4	80%	493	782	628.5	633	119
PCB Congeners	PCB-123	ng/kg	5	5	100%	1360	1830	1760	1640	229
PCB Congeners	PCB-126	ng/kg	4	4	80%	189	644	538	477	199
PCB Congeners	PCB-127	ng/kg	5	5	100%	83.1	160	142	131	29.2
PCB Congeners	PCB-128/166	ng/kg	5	5	100%	6640	10800	9340	9210	1720
PCB Congeners	PCB-129/138/163	ng/kg	5	5	100%	74100	121000	99300	101000	17900
PCB Congeners	PCB-130	ng/kg	5	5	100%	3640	5060	4760	4550	571
PCB Congeners	PCB-131	ng/kg	4	4	80%	440	725	668.5	626	130
PCB Congeners	PCB-132	ng/kg	4	4	80%	12300	17500	16400	15700	2430
PCB Congeners	PCB-133	ng/kg	5	5	100%	1670	2470	2120	2130	342
PCB Congeners	PCB-134	ng/kg	5	5	100%	2220	3710	3430	3240	615
PCB Congeners	PCB-135/151	ng/kg	3	3	60%	22800	35300	28900	29000	6250
PCB Congeners	PCB-136	ng/kg	2	2	40%	6650	8320	7485	7490	1180
PCB Congeners	PCB-137	ng/kg	5	5	100%	3410	4960	4310	4360	627
PCB Congeners	PCB-139/140	ng/kg	5	5	100%	1150	1690	1590	1510	211
PCB Congeners	PCB-14	ng/kg	5	1	20%	0.823	0.823	NA	NA	NA
PCB Congeners	PCB-141	ng/kg	5	5	100%	9910	14200	11900	12100	1920
PCB Congeners	PCB-142	ng/kg	4	2	40%	9.03	24.4	16.715	16.7	10.9
PCB Congeners	PCB-143	ng/kg	5	2	40%	133	140	136.5	137	4.95
PCB Congeners	PCB-144	ng/kg	4	4	80%	2740	3960	3550	3450	528

Table 3-51
Statistical Summary of Detected Analytes by Zone - White Perch (Livers)

Parameter Group	Analyte	Units	Number of Valid Results[1]	Number of Detects	Detection Frequency	Minimum Detect	Maximum Detect	Median Value	Mean of Detects	Standard Deviation
PCB Congeners	PCB-145	ng/kg	2	2	40%	29.9	35	32.45	32.5	3.61
PCB Congeners	PCB-146	ng/kg	3	3	60%	17600	20600	18400	18900	1550
PCB Congeners	PCB-147/149	ng/kg	5	5	100%	39600	58900	57000	53100	7880
PCB Congeners	PCB-148	ng/kg	2	2	40%	373	454	413.5	414	57.3
PCB Congeners	PCB-15	ng/kg	4	4	80%	91.8	177	104.85	120	39.1
PCB Congeners	PCB-150	ng/kg	2	2	40%	265	338	301.5	302	51.6
PCB Congeners	PCB-152	ng/kg	2	2	40%	95	119	107	107	17
PCB Congeners	PCB-153/168	ng/kg	5	5	100%	75400	126000	104000	105000	19300
PCB Congeners	PCB-154	ng/kg	2	2	40%	2430	3040	2735	2740	431
PCB Congeners	PCB-155	ng/kg	5	5	100%	197	526	310	325	128
PCB Congeners	PCB-156/157	ng/kg	5	5	100%	7750	10100	8530	8850	1100
PCB Congeners	PCB-158	ng/kg	5	5	100%	5600	8270	7080	7160	1090
PCB Congeners	PCB-159	ng/kg	5	3	60%	14.1	435	18.1	156	242
PCB Congeners	PCB-16	ng/kg	5	5	100%	2850	5410	3630	4060	1060
PCB Congeners	PCB-160	ng/kg	5	1	20%	45.1	45.1	NA	NA	NA
PCB Congeners	PCB-162	ng/kg	5	5	100%	589	776	765	707	87.7
PCB Congeners	PCB-164	ng/kg	5	5	100%	3230	5190	4700	4410	744
PCB Congeners	PCB-165	ng/kg	3	3	60%	80.6	91.9	86.9	86.5	5.66
PCB Congeners	PCB-167	ng/kg	5	5	100%	3120	4020	3470	3520	414
PCB Congeners	PCB-169	ng/kg	5	2	40%	9.29	11.2	10.245	10.2	1.35
PCB Congeners	PCB-17	ng/kg	5	5	100%	5980	10900	7110	8240	2140
PCB Congeners	PCB-170	ng/kg	5	5	100%	12900	20100	17400	16700	2890
PCB Congeners	PCB-171/173	ng/kg	3	3	60%	4500	5860	5310	5220	684
PCB Congeners	PCB-172	ng/kg	5	5	100%	3040	4410	4130	3910	593
PCB Congeners	PCB-174	ng/kg	3	3	60%	10500	13000	13000	12200	1440
PCB Congeners	PCB-175	ng/kg	2	2	40%	1010	1290	1150	1150	198
PCB Congeners	PCB-176	ng/kg	5	5	100%	1350	2040	1710	1730	284
PCB Congeners	PCB-177	ng/kg	3	3	60%	7520	8870	8830	8410	768
PCB Congeners	PCB-178	ng/kg	5	5	100%	5350	8290	7230	7090	1110
PCB Congeners	PCB-179	ng/kg	5	5	100%	4940	7980	6560	6600	1170
PCB Congeners	PCB-18/30	ng/kg	5	5	100%	11000	19100	12100	14100	3580
PCB Congeners	PCB-180/193	ng/kg	5	5	100%	39200	66200	54300	53800	10200
PCB Congeners	PCB-181	ng/kg	3	3	60%	191	240	225	219	25.1
PCB Congeners	PCB-182	ng/kg	3	3	60%	175	247	204	209	36.2
PCB Congeners	PCB-183/185	ng/kg	3	3	60%	14200	18400	17200	16600	2160
PCB Congeners	PCB-184	ng/kg	5	5	100%	70.2	135	86.7	97.5	26.7
PCB Congeners	PCB-186	ng/kg	5	1	20%	7.67	7.67	NA	NA	NA
PCB Congeners	PCB-187	ng/kg	2	2	40%	44700	55300	50000	50000	7500
PCB Congeners	PCB-188	ng/kg	5	5	100%	126	185	165	159	25.5
PCB Congeners	PCB-189	ng/kg	5	5	100%	660	899	826	808	98.1
PCB Congeners	PCB-19	ng/kg	5	5	100%	1730	3070	1910	2180	551
PCB Congeners	PCB-190	ng/kg	5	5	100%	3010	4770	4190	3980	707
PCB Congeners	PCB-191	ng/kg	5	5	100%	557	858	744	717	121
PCB Congeners	PCB-192	ng/kg	5	1	20%	9.09	9.09	NA	NA	NA
PCB Congeners	PCB-194	ng/kg	5	5	100%	6930	10100	9030	8520	1370
PCB Congeners	PCB-195	ng/kg	5	5	100%	2470	4110	3120	3150	695
PCB Congeners	PCB-196	ng/kg	5	5	100%	3990	6420	4960	4970	987
PCB Congeners	PCB-197/200	ng/kg	5	5	100%	812	1390	887	1010	237
PCB Congeners	PCB-198/199	ng/kg	5	5	100%	12100	20200	14600	15000	3210
PCB Congeners	PCB-2	ng/kg	5	5	100%	9.07	15.9	9.53	11	2.9
PCB Congeners	PCB-20/28	ng/kg	5	5	100%	29100	38500	36800	34600	4370
PCB Congeners	PCB-201	ng/kg	5	5	100%	1420	2440	1590	1760	411
PCB Congeners	PCB-202	ng/kg	5	5	100%	4280	5990	5680	5370	710
PCB Congeners	PCB-203	ng/kg	5	5	100%	7450	13200	9910	9720	2230
PCB Congeners	PCB-204	ng/kg	5	4	80%	12.8	27.8	19.1	19.7	6.9
PCB Congeners	PCB-205	ng/kg	5	5	100%	357	521	508	464	72.8
PCB Congeners	PCB-206	ng/kg	5	5	100%	5370	7810	6790	6790	980
PCB Congeners	PCB-207	ng/kg	5	5	100%	484	719	629	625	87.4
PCB Congeners	PCB-208	ng/kg	5	5	100%	1990	2680	2410	2400	285
PCB Congeners	PCB-209	ng/kg	5	5	100%	2850	3460	3270	3200	248
PCB Congeners	PCB-21/33	ng/kg	5	5	100%	4110	6070	5210	5180	782
PCB Congeners	PCB-22	ng/kg	5	5	100%	6570	8970	8570	8030	1000
PCB Congeners	PCB-23	ng/kg	5	5	100%	15.9	20.3	19.2	19	1.8
PCB Congeners	PCB-24	ng/kg	5	2	40%	103	117	110	110	9.9
PCB Congeners	PCB-25	ng/kg	5	5	100%	3320	6490	3680	4550	1420
PCB Congeners	PCB-26/29	ng/kg	5	5	100%	5700	9550	6450	7310	1630

Table 3-51
Statistical Summary of Detected Analytes by Zone - White Perch (Livers)

Parameter Group	Analyte	Units	Number of Valid Results[1]	Number of Detects	Detection Frequency	Minimum Detect	Maximum Detect	Median Value	Mean of Detects	Standard Deviation
PCB Congeners	PCB-27	ng/kg	5	5	100%	1980	3200	2370	2500	508
PCB Congeners	PCB-3	ng/kg	5	5	100%	19.8	32.1	20.8	23.4	5.11
PCB Congeners	PCB-31	ng/kg	5	5	100%	17000	24100	20700	20700	3180
PCB Congeners	PCB-32	ng/kg	5	5	100%	4850	7790	6170	6160	1290
PCB Congeners	PCB-34	ng/kg	5	5	100%	193	325	218	248	60.8
PCB Congeners	PCB-35	ng/kg	5	5	100%	7.74	46.5	35.5	28.9	19.2
PCB Congeners	PCB-36	ng/kg	5	2	40%	1090	1160	1125	1130	49.5
PCB Congeners	PCB-37	ng/kg	5	5	100%	901	1390	1230	1200	180
PCB Congeners	PCB-38	ng/kg	5	5	100%	20.4	36.2	29.1	28.6	5.65
PCB Congeners	PCB-39	ng/kg	5	5	100%	148	224	186	181	30.8
PCB Congeners	PCB-4	ng/kg	5	5	100%	2650	4430	3020	3280	751
PCB Congeners	PCB-40/71	ng/kg	5	5	100%	16200	29800	20200	22600	5600
PCB Congeners	PCB-41	ng/kg	5	5	100%	1070	1880	1640	1500	324
PCB Congeners	PCB-42	ng/kg	5	5	100%	11000	19800	13900	15600	3940
PCB Congeners	PCB-43	ng/kg	5	5	100%	1610	3220	1910	2240	664
PCB Congeners	PCB-44/47/65	ng/kg	5	5	100%	43600	77700	59000	62500	14000
PCB Congeners	PCB-45	ng/kg	5	5	100%	3050	5640	4140	4290	1130
PCB Congeners	PCB-46	ng/kg	5	5	100%	1530	2740	1790	2060	524
PCB Congeners	PCB-48	ng/kg	5	5	100%	5850	10100	7410	7910	1690
PCB Congeners	PCB-49/69	ng/kg	5	5	100%	38000	67600	50900	54000	11900
PCB Congeners	PCB-5	ng/kg	5	5	100%	10.2	22.5	19	17.2	4.97
PCB Congeners	PCB-50/53	ng/kg	5	5	100%	7430	12500	8810	9640	2240
PCB Congeners	PCB-51	ng/kg	5	5	100%	4550	8140	5780	6100	1590
PCB Congeners	PCB-52	ng/kg	5	5	100%	56400	99700	74100	79100	17000
PCB Congeners	PCB-54	ng/kg	5	5	100%	242	363	268	296	57.8
PCB Congeners	PCB-55	ng/kg	5	3	60%	54.2	214	197	155	87.8
PCB Congeners	PCB-56	ng/kg	5	5	100%	12900	19400	17000	16100	2790
PCB Congeners	PCB-57	ng/kg	5	4	80%	240	1880	1102	1080	918
PCB Congeners	PCB-58	ng/kg	5	5	100%	239	364	314	306	57.7
PCB Congeners	PCB-6	ng/kg	5	5	100%	566	1460	845	883	354
PCB Congeners	PCB-60	ng/kg	5	5	100%	6150	8040	7650	7230	881
PCB Congeners	PCB-61/70/74/76	ng/kg	5	5	100%	70300	101000	96500	88800	14800
PCB Congeners	PCB-62/75	ng/kg	5	5	100%	3760	6200	4930	5090	1050
PCB Congeners	PCB-63	ng/kg	5	5	100%	2190	3150	2910	2710	424
PCB Congeners	PCB-64	ng/kg	5	5	100%	16800	29700	21700	23300	5170
PCB Congeners	PCB-66	ng/kg	5	5	100%	46000	69200	61900	58100	9660
PCB Congeners	PCB-67	ng/kg	5	5	100%	1020	1630	1290	1270	258
PCB Congeners	PCB-68	ng/kg	5	5	100%	779	1030	940	908	121
PCB Congeners	PCB-7	ng/kg	5	5	100%	59.1	98.9	73.6	78.2	15.8
PCB Congeners	PCB-72	ng/kg	5	5	100%	1030	1370	1200	1200	165
PCB Congeners	PCB-73	ng/kg	5	2	40%	147	260	203.5	204	79.9
PCB Congeners	PCB-77	ng/kg	5	5	100%	2300	3210	3070	2800	456
PCB Congeners	PCB-78	ng/kg	5	1	20%	351	351	NA	NA	NA
PCB Congeners	PCB-79	ng/kg	5	5	100%	383	553	469	465	69.9
PCB Congeners	PCB-8	ng/kg	5	5	100%	1590	2640	2140	2140	397
PCB Congeners	PCB-80	ng/kg	5	2	40%	7.03	7.48	7.255	7.26	0.318
PCB Congeners	PCB-82	ng/kg	5	5	100%	3490	6820	5550	5490	1320
PCB Congeners	PCB-83	ng/kg	5	4	80%	2880	3540	3270	3240	284
PCB Congeners	PCB-84	ng/kg	5	5	100%	8540	15800	11400	12200	2970
PCB Congeners	PCB-85/116/117	ng/kg	5	5	100%	10600	18300	15900	14900	2900
PCB Congeners	PCB-86/87/97/109/119/125	ng/kg	5	5	100%	31600	53400	43500	43600	8350
PCB Congeners	PCB-88	ng/kg	5	2	40%	47.9	59.4	53.65	53.7	8.13
PCB Congeners	PCB-89	ng/kg	5	5	100%	535	1040	725	791	201
PCB Congeners	PCB-9	ng/kg	5	5	100%	83.4	159	116	116	27.5
PCB Congeners	PCB-90/101/113	ng/kg	5	5	100%	59600	104000	90900	87000	16900
PCB Congeners	PCB-91	ng/kg	2	2	40%	9040	12100	10570	10600	2160
PCB Congeners	PCB-92	ng/kg	4	4	80%	15900	21300	17850	18200	2290
PCB Congeners	PCB-93/100	ng/kg	5	5	100%	1810	3650	2570	2820	792
PCB Congeners	PCB-94	ng/kg	5	5	100%	521	1110	738	817	243
PCB Congeners	PCB-95	ng/kg	5	5	100%	33600	47600	45400	42300	5920
PCB Congeners	PCB-96	ng/kg	3	3	60%	357	656	449	487	153
PCB Congeners	PCB-98/102	ng/kg	5	5	100%	2510	5190	3540	3900	1110
PCB Congeners	PCB-99	ng/kg	5	5	100%	3500	63300	55900	45100	24800
PCB Congeners	Total PCB Congeners (209)	ng/kg	5	5	100%	1230000	2030000	1700000	1670000	293000
Pesticides	2,4'-DDD	pg/g	5	5	100%	104000	180000	122000	129000	30700
Pesticides	2,4'-DDE	pg/g	5	5	100%	15200	52300	19900	26100	14900

Table 3-51
Statistical Summary of Detected Analytes by Zone - White Perch (Livers)

Parameter Group	Analyte	Units	Number of Valid Results[1]	Number of Detects	Detection Frequency	Minimum Detect	Maximum Detect	Median Value	Mean of Detects	Standard Deviation
Pesticides	2,4'-DDT	pg/g	5	5	100%	2930	6340	5630	5090	1440
Pesticides	4,4'-DDD	pg/g	5	5	100%	200000	418000	277000	284000	82300
Pesticides	4,4'-DDE	pg/g	5	5	100%	137000	357000	172000	207000	87200
Pesticides	4,4'-DDT	pg/g	5	5	100%	10400	22200	16600	16000	4360
Pesticides	Aldrin	pg/g	5	4	80%	96	129	113.5	113	13.5
Pesticides	Alpha BHC	pg/g	4	4	80%	216	357	255	271	61.2
Pesticides	Alpha Endosulfan	pg/g	4	1	20%	1550	1550	NA	NA	NA
Pesticides	Beta BHC	pg/g	5	5	100%	118	163	136	137	18.2
Pesticides	Cis-Chlordane	pg/g	5	5	100%	20300	32400	30300	28900	4880
Pesticides	Cis-Nonachlor	pg/g	5	5	100%	7510	19300	15100	14200	4280
Pesticides	Dieldrin	pg/g	5	5	100%	17500	21700	20700	20300	1640
Pesticides	Endrin	pg/g	5	1	20%	120	120	NA	NA	NA
Pesticides	Gamma BHC (Lindane)	pg/g	5	3	60%	92.3	126	101	106	17.5
Pesticides	Heptachlor Epoxide	pg/g	5	5	100%	3790	5720	4890	4770	761
Pesticides	Hexachlorobenzene	pg/g	5	5	100%	1620	2810	2380	2350	460
Pesticides	Mirex	pg/g	5	5	100%	736	1500	1050	1130	301
Pesticides	Oxychlordane	pg/g	5	5	100%	6210	12400	8550	8680	2370
Pesticides	Trans-Chlordane	pg/g	5	5	100%	3640	9510	6070	6310	2100
Pesticides	Trans-Nonachlor	pg/g	5	5	100%	22400	32900	28800	29000	4120
Pesticides	Total Alpha + Gamma Chlordane	pg/g	5	5	100%	23900	39400	37400	35200	6390
Pesticides	Total DDT (2,4)	pg/g	5	5	100%	124000	239000	151000	161000	46100
Pesticides	Total DDT (4,4)	pg/g	5	5	100%	375000	797000	477000	507000	170000
Pesticides	Total DDT (2,4 & 4,4)	pg/g	5	5	100%	505000	1040000	636000	668000	218000
Physical Parameters	Moisture (Water) Content	%	5	5	100%	186	232	226	217	19.1
Physical Parameters	Percent Moisture	%	5	5	100%	65	69.9	69.3	68.4	2.03
Semivolatiles	1-Methylnaphthalene	ug/kg	5	5	100%	5.5	12	6.2	7.94	2.86
Semivolatiles	2-Methylnaphthalene	ug/kg	5	4	80%	5.8	13	8.05	8.73	3.29
Semivolatiles	Acenaphthene	ug/kg	5	5	100%	9.8	25	12	15.6	6.31
Semivolatiles	Benzaldehyde	ug/kg	5	1	20%	1400	1400	NA	NA	NA
Semivolatiles	C1-Naphthalenes	ug/kg	5	2	40%	8.5	16	12.25	12.3	5.3
Semivolatiles	C2-Naphthalenes	ug/kg	5	5	100%	14	32	16	20.8	7.82
Semivolatiles	C3-Naphthalenes	ug/kg	5	5	100%	11	26	13	16.2	6.61
Semivolatiles	Fluoranthene	ug/kg	5	5	100%	5.5	17	11	11.1	4.55
Semivolatiles	Fluorene	ug/kg	5	5	100%	7.5	16	7.8	10.4	3.89
Semivolatiles	Phenanthrene	ug/kg	5	5	100%	11	29	14	17.2	7.46
Semivolatiles	Total HMW PAHs	ug/kg	5	5	100%	5.5	17	11	11.1	4.55
Semivolatiles	Total LMW PAHs	ug/kg	5	5	100%	29.3	83	40.3	50.1	22
Semivolatiles	Total PAHs	ug/kg	5	5	100%	37.5	100	51.3	61.3	26.2

Footnotes:
[1]Valid results are results that were found to be valid as a result of data validation. Only valid data are used in statistical analyses. Additional details regarding rejected data are provided in Appendix E of this report.

Notes:
1. Only detected values were included in the calculation of Totals.
2. Non-detect ("U" qualified) data were excluded from the statistical analysis.

DDD = dichlorodiphenyldichloroethane
DDE = dichlorodiphenyldichloroethylene
DDT = dichlorodiphenyltrichloroethane
HMW = high molecular weight
LMW = low molecular weight
PAH = polycyclic aromatic hydrocarbon
PCB = polychlorinated biphenyl
NA = not applicable

% = percent
mg/kg = milligrams per kilogram
ng/g = nanograms per gram
ng/kg = nanograms per kilogram
pg/g = picograms per gram
ug/kg = micrograms per kilogram

Table 3-52
Statistical Summary of Detected Analytes - White Perch (Livers) - Lipid Normalized

Parameter Group	Analyte	Units	Number of Valid Results[1]	Number of Detects	Detection Frequency	Minimum Detect	Maximum Detect	Median Value	Mean of Detects	Standard Deviation
Aroclor PCBs	Aroclor 1248	ug/kg_{lipid}	4	4	100%	7321	9762	9245	8890	1080
Aroclor PCBs	Aroclor 1254	ug/kg_{lipid}	4	4	100%	7857	10714	9151	9220	1190
Aroclor PCBs	Aroclor 1260	ug/kg_{lipid}	4	4	100%	2679	6604	4829	4740	1810
Aroclor PCBs	Total Aroclor PCBs (Sum Of 7 Aroclors)	ug/kg_{lipid}	4	4	100%	17900	25300	24150	22900	3360
Aroclor PCBs	Total Aroclor PCBs (Sum Of 9 Aroclors)	ug/kg_{lipid}	4	4	100%	17900	25300	24150	22900	3360
Dioxins/Furans	1,2,3,4,6,7,8-HpCDD	ng/kg_{lipid}	11	11	100%	32.0	56.0	49.5	48.5	7.06
Dioxins/Furans	1,2,3,4,6,7,8-HpCDF	ng/kg_{lipid}	11	11	100%	63.9	286	124	133	64.5
Dioxins/Furans	1,2,3,4,7,8,9-HpCDF	ng/kg_{lipid}	11	11	100%	2.21	14.1	3.62	4.48	3.27
Dioxins/Furans	1,2,3,4,7,8-HxCDD	ng/kg_{lipid}	11	11	100%	11.9	21.1	17.9	17.2	3.19
Dioxins/Furans	1,2,3,4,7,8-HxCDF	ng/kg_{lipid}	11	11	100%	26.8	220	151	124	69.2
Dioxins/Furans	1,2,3,6,7,8-HxCDD	ng/kg_{lipid}	11	11	100%	43.6	67.3	51.4	53.4	8.2
Dioxins/Furans	1,2,3,6,7,8-HxCDF	ng/kg_{lipid}	11	11	100%	25.1	78.7	53.2	50.9	17.2
Dioxins/Furans	1,2,3,7,8,9-HxCDD	ng/kg_{lipid}	11	11	100%	9.91	16.3	13.5	12.7	2.01
Dioxins/Furans	1,2,3,7,8,9-HxCDF	ng/kg_{lipid}	11	11	100%	1.52	3.22	2.24	2.32	0.614
Dioxins/Furans	1,2,3,7,8-PCDD	ng/kg_{lipid}	11	6	55%	43.3	64.1	58.0	54.9	8.16
Dioxins/Furans	1,2,3,7,8-PCDF	ng/kg_{lipid}	11	11	100%	29.8	65.7	55.8	52.5	11.8
Dioxins/Furans	2,3,4,6,7,8-HxCDF	ng/kg_{lipid}	11	11	100%	9.37	22.6	16.0	14.8	3.82
Dioxins/Furans	2,3,4,7,8-PCDF	ng/kg_{lipid}	11	11	100%	89.6	474	235	235	112
Dioxins/Furans	2,3,7,8-TCDD	ng/kg_{lipid}	11	11	100%	111	1964	772	852	598
Dioxins/Furans	2,3,7,8-TCDF	ng/kg_{lipid}	11	11	100%	130	219	182	180	25.1
Dioxins/Furans	OCDD	ng/kg_{lipid}	11	11	100%	61.3	133	98.4	94.6	26
Dioxins/Furans	OCDF	ng/kg_{lipid}	11	11	100%	3.61	12.2	6.55	7.09	2.83
PCB Congeners	PCB-1	ng/kg_{lipid}	7	7	64%	4207	7032	4736	5110	978
PCB Congeners	PCB-10	ng/kg_{lipid}	11	11	100%	2500	9063	3786	4820	1970
PCB Congeners	PCB-103	ng/kg_{lipid}	11	11	100%	12805	51379	25811	28300	11900
PCB Congeners	PCB-104	ng/kg_{lipid}	11	11	100%	1293	6727	2946	3510	1770
PCB Congeners	PCB-105	ng/kg_{lipid}	11	11	100%	217073	601724	366667	374000	109000
PCB Congeners	PCB-106	ng/kg_{lipid}	11	2	18%	195	379	287	287	130
PCB Congeners	PCB-107	ng/kg_{lipid}	11	11	100%	66341	184483	112063	113000	33500
PCB Congeners	PCB-108/124	ng/kg_{lipid}	11	11	100%	24390	67759	42857	44000	12500
PCB Congeners	PCB-11	ng/kg_{lipid}	11	11	100%	3828	7984	4619	5010	1310
PCB Congeners	PCB-110/115	ng/kg_{lipid}	11	11	100%	686585	2509091	1213514	1410000	583000
PCB Congeners	PCB-111	ng/kg_{lipid}	11	11	100%	1138	3397	1808	1970	592
PCB Congeners	PCB-112	ng/kg_{lipid}	9	5	45%	1681	888889	4453	180000	396000
PCB Congeners	PCB-114	ng/kg_{lipid}	11	11	100%	17561	53966	26944	29600	9970
PCB Congeners	PCB-118	ng/kg_{lipid}	11	11	100%	859756	2327586	1388889	1450000	414000
PCB Congeners	PCB-12/13	ng/kg_{lipid}	11	11	100%	485	1035	847	769	192
PCB Congeners	PCB-120	ng/kg_{lipid}	11	11	100%	5207	17759	8554	9950	3560
PCB Congeners	PCB-121	ng/kg_{lipid}	11	11	100%	627	2224	1247	1320	487
PCB Congeners	PCB-122	ng/kg_{lipid}	11	10	91%	6012	16931	10560	11000	3420
PCB Congeners	PCB-123	ng/kg_{lipid}	11	10	91%	16585	50172	26607	28800	9350
PCB Congeners	PCB-126	ng/kg_{lipid}	10	10	91%	2625	15534	5846	7330	4780
PCB Congeners	PCB-127	ng/kg_{lipid}	11	11	100%	1013	3759	2151	2150	634
PCB Congeners	PCB-128/166	ng/kg_{lipid}	11	11	100%	80976	263793	143962	155000	50700
PCB Congeners	PCB-129/138/163	ng/kg_{lipid}	11	11	100%	903659	2655172	1630189	1660000	476000
PCB Congeners	PCB-130	ng/kg_{lipid}	7	7	64%	44390	120690	68333	78500	26400
PCB Congeners	PCB-131	ng/kg_{lipid}	6	6	55%	5366	16759	10504	11500	4430
PCB Congeners	PCB-132	ng/kg_{lipid}	6	6	55%	150000	429091	256456	291000	113000
PCB Congeners	PCB-133	ng/kg_{lipid}	11	11	100%	20366	57241	39206	38400	10400
PCB Congeners	PCB-134	ng/kg_{lipid}	7	7	64%	27073	89655	51194	58300	22900
PCB Congeners	PCB-135/151	ng/kg_{lipid}	7	7	64%	278049	560317	383019	388000	91400
PCB Congeners	PCB-136	ng/kg_{lipid}	6	6	55%	73396	132063	91161	93600	21400
PCB Congeners	PCB-137	ng/kg_{lipid}	9	9	82%	41585	116897	64464	70600	22200
PCB Congeners	PCB-139/140	ng/kg_{lipid}	9	9	82%	14024	44483	22537	26200	9130
PCB Congeners	PCB-14	ng/kg_{lipid}	11	1	9%	12.3	12.3	NA	NA	NA
PCB Congeners	PCB-141	ng/kg_{lipid}	11	11	100%	120854	336207	205660	210000	60400

Table 3-52
Statistical Summary of Detected Analytes - White Perch (Livers) - Lipid Normalized

Parameter Group	Analyte	Units	Number of Valid Results[1]	Number of Detects	Detection Frequency	Minimum Detect	Maximum Detect	Median Value	Mean of Detects	Standard Deviation
PCB Congeners	PCB-142	ng/kg_{lipid}	6	4	36%	110	736	353	388	259
PCB Congeners	PCB-143	ng/kg_{lipid}	7	2	18%	1622	1944	1783	1780	228
PCB Congeners	PCB-144	ng/kg_{lipid}	6	6	55%	33415	62857	48034	47000	10500
PCB Congeners	PCB-145	ng/kg_{lipid}	6	6	55%	306	556	344	386	97.7
PCB Congeners	PCB-146	ng/kg_{lipid}	5	5	45%	248649	489655	326984	345000	100000
PCB Congeners	PCB-147/149	ng/kg_{lipid}	11	11	100%	482927	1465517	818056	911000	291000
PCB Congeners	PCB-148	ng/kg_{lipid}	6	6	55%	5189	7206	5604	5910	766
PCB Congeners	PCB-15	ng/kg_{lipid}	8	8	73%	584	2159	1111	1160	583
PCB Congeners	PCB-150	ng/kg_{lipid}	6	6	55%	3955	5696	4909	4890	725
PCB Congeners	PCB-152	ng/kg_{lipid}	6	6	55%	1338	1889	1452	1540	217
PCB Congeners	PCB-153/168	ng/kg_{lipid}	11	11	100%	919512	2844828	1750000	1790000	508000
PCB Congeners	PCB-154	ng/kg_{lipid}	6	6	55%	36269	48929	41833	42600	5500
PCB Congeners	PCB-155	ng/kg_{lipid}	11	11	100%	2402	20862	10094	10200	6270
PCB Congeners	PCB-156/157	ng/kg_{lipid}	11	11	100%	94512	229310	140278	146000	36500
PCB Congeners	PCB-158	ng/kg_{lipid}	11	11	100%	68293	201724	112778	119000	36800
PCB Congeners	PCB-159	ng/kg_{lipid}	11	3	27%	172	6905	251	2440	3860
PCB Congeners	PCB-16	ng/kg_{lipid}	11	11	100%	34756	135455	66216	74200	32700
PCB Congeners	PCB-160	ng/kg_{lipid}	11	1	9%	626	626	NA	NA	NA
PCB Congeners	PCB-162	ng/kg_{lipid}	11	11	100%	5262	21034	9507	10600	4920
PCB Congeners	PCB-164	ng/kg_{lipid}	9	9	82%	39390	121552	65556	76900	26000
PCB Congeners	PCB-165	ng/kg_{lipid}	5	5	45%	1174	2138	1459	1540	401
PCB Congeners	PCB-167	ng/kg_{lipid}	11	11	100%	38049	92414	59245	59300	14300
PCB Congeners	PCB-169	ng/kg_{lipid}	11	3	27%	113	1509	156	593	794
PCB Congeners	PCB-17	ng/kg_{lipid}	11	11	100%	72927	261818	136486	148000	61800
PCB Congeners	PCB-170	ng/kg_{lipid}	11	11	100%	157317	470690	279167	293000	86500
PCB Congeners	PCB-171/173	ng/kg_{lipid}	5	5	45%	67164	147931	93016	101000	35200
PCB Congeners	PCB-172	ng/kg_{lipid}	11	11	100%	37073	110517	61250	66800	19700
PCB Congeners	PCB-174	ng/kg_{lipid}	5	5	45%	156716	324138	206349	237000	81000
PCB Congeners	PCB-175	ng/kg_{lipid}	2	2	18%	15075	20476	17775	17800	3820
PCB Congeners	PCB-176	ng/kg_{lipid}	11	11	100%	16463	48448	23036	27300	11200
PCB Congeners	PCB-177	ng/kg_{lipid}	5	5	45%	112239	210345	140794	157000	46200
PCB Congeners	PCB-178	ng/kg_{lipid}	9	9	82%	65244	187931	102239	116000	38100
PCB Congeners	PCB-179	ng/kg_{lipid}	11	11	100%	60244	187273	90179	105000	43100
PCB Congeners	PCB-18/30	ng/kg_{lipid}	11	11	100%	134146	422414	220755	242000	99300
PCB Congeners	PCB-180/193	ng/kg_{lipid}	10	10	91%	478049	1508621	865383	922000	289000
PCB Congeners	PCB-181	ng/kg_{lipid}	5	5	45%	2851	6397	3810	4230	1490
PCB Congeners	PCB-182	ng/kg_{lipid}	5	5	45%	2612	6034	3921	4000	1420
PCB Congeners	PCB-183/185	ng/kg_{lipid}	6	6	55%	211940	462069	288485	311000	95000
PCB Congeners	PCB-184	ng/kg_{lipid}	11	11	100%	856	4741	1825	2130	1200
PCB Congeners	PCB-186	ng/kg_{lipid}	11	3	27%	122	159	133	138	18.9
PCB Congeners	PCB-187	ng/kg_{lipid}	2	2	18%	667164	877778	772471	772000	149000
PCB Congeners	PCB-188	ng/kg_{lipid}	11	11	100%	1537	5672	2952	3230	1210
PCB Congeners	PCB-189	ng/kg_{lipid}	9	9	82%	8049	22414	12319	13700	4260
PCB Congeners	PCB-19	ng/kg_{lipid}	11	11	100%	21098	48730	31622	34100	9500
PCB Congeners	PCB-190	ng/kg_{lipid}	11	11	100%	36707	109483	66250	68900	19600
PCB Congeners	PCB-191	ng/kg_{lipid}	11	11	100%	6793	21379	12286	13000	4020
PCB Congeners	PCB-192	ng/kg_{lipid}	7	3	27%	123	500	318	314	189
PCB Congeners	PCB-194	ng/kg_{lipid}	11	11	100%	84512	253448	155476	162000	49000
PCB Congeners	PCB-195	ng/kg_{lipid}	11	11	100%	30122	92759	61509	58600	18300
PCB Congeners	PCB-196	ng/kg_{lipid}	11	11	100%	48659	156552	86415	89900	30600
PCB Congeners	PCB-197/200	ng/kg_{lipid}	7	7	64%	9902	30862	14865	18500	8040
PCB Congeners	PCB-198/199	ng/kg_{lipid}	11	11	100%	147561	441379	226415	254000	85100
PCB Congeners	PCB-2	ng/kg_{lipid}	11	10	91%	85.7	194	140	134	34
PCB Congeners	PCB-20/28	ng/kg_{lipid}	11	11	100%	374390	1189091	601887	722000	284000
PCB Congeners	PCB-201	ng/kg_{lipid}	11	11	100%	17317	51207	26038	29300	10000
PCB Congeners	PCB-202	ng/kg_{lipid}	11	11	100%	52195	146897	99245	100000	27600

Table 3-52
Statistical Summary of Detected Analytes - White Perch (Livers) - Lipid Normalized

Parameter Group	Analyte	Units	Number of Valid Results[1]	Number of Detects	Detection Frequency	Minimum Detect	Maximum Detect	Median Value	Mean of Detects	Standard Deviation
PCB Congeners	PCB-203	ng/kg_{lipid}	11	11	100%	90854	298276	153396	169000	58900
PCB Congeners	PCB-204	ng/kg_{lipid}	11	10	91%	178	803	365	394	186
PCB Congeners	PCB-205	ng/kg_{lipid}	11	11	100%	4354	13879	7849	8120	2500
PCB Congeners	PCB-206	ng/kg_{lipid}	7	7	64%	65488	186207	105541	114000	38300
PCB Congeners	PCB-207	ng/kg_{lipid}	11	11	100%	5902	19310	11413	11800	3650
PCB Congeners	PCB-208	ng/kg_{lipid}	11	11	100%	24268	64138	37358	40100	10400
PCB Congeners	PCB-209	ng/kg_{lipid}	11	11	100%	42195	82241	50000	52700	11800
PCB Congeners	PCB-21/33	ng/kg_{lipid}	11	11	100%	57927	153273	82698	95700	30600
PCB Congeners	PCB-22	ng/kg_{lipid}	11	11	100%	90732	250909	144906	162000	55800
PCB Congeners	PCB-23	ng/kg_{lipid}	11	11	100%	237	447	303	311	70
PCB Congeners	PCB-24	ng/kg_{lipid}	11	2	18%	1256	1625	1441	1440	261
PCB Congeners	PCB-25	ng/kg_{lipid}	11	11	100%	44512	177586	76081	94400	45800
PCB Congeners	PCB-26/29	ng/kg_{lipid}	11	11	100%	78659	232759	115714	139000	52800
PCB Congeners	PCB-27	ng/kg_{lipid}	11	11	100%	23962	51818	33214	35900	10400
PCB Congeners	PCB-3	ng/kg_{lipid}	11	11	100%	152	391	276	268	72
PCB Congeners	PCB-31	ng/kg_{lipid}	11	11	100%	221951	670690	350000	391000	154000
PCB Congeners	PCB-32	ng/kg_{lipid}	11	11	100%	60244	185455	104286	115000	40400
PCB Congeners	PCB-34	ng/kg_{lipid}	11	11	100%	2476	9964	4786	5470	2560
PCB Congeners	PCB-35	ng/kg_{lipid}	11	7	64%	108	1072	616	605	396
PCB Congeners	PCB-36	ng/kg_{lipid}	11	4	36%	15676	32931	24833	24600	9360
PCB Congeners	PCB-37	ng/kg_{lipid}	11	11	100%	9405	23966	15000	15900	4710
PCB Congeners	PCB-38	ng/kg_{lipid}	11	11	100%	304	895	503	564	207
PCB Congeners	PCB-39	ng/kg_{lipid}	11	11	100%	1878	5564	2952	3250	1250
PCB Congeners	PCB-4	ng/kg_{lipid}	11	11	100%	31905	70317	38036	44800	12500
PCB Congeners	PCB-40/71	ng/kg_{lipid}	11	11	100%	197561	820000	378571	442000	201000
PCB Congeners	PCB-41	ng/kg_{lipid}	11	11	100%	13049	42545	22778	26000	9160
PCB Congeners	PCB-42	ng/kg_{lipid}	11	11	100%	134146	590909	264865	309000	149000
PCB Congeners	PCB-43	ng/kg_{lipid}	11	11	100%	19634	78966	35405	42300	18800
PCB Congeners	PCB-44/47/65	ng/kg_{lipid}	11	11	100%	531707	2290909	1040476	1230000	564000
PCB Congeners	PCB-45	ng/kg_{lipid}	11	11	100%	37195	153448	78571	83900	37500
PCB Congeners	PCB-46	ng/kg_{lipid}	11	11	100%	18659	63818	33784	36800	14700
PCB Congeners	PCB-48	ng/kg_{lipid}	11	11	100%	71341	248276	136486	144000	56400
PCB Congeners	PCB-49/69	ng/kg_{lipid}	11	11	100%	463415	1818182	862162	1020000	438000
PCB Congeners	PCB-5	ng/kg_{lipid}	11	10	91%	152	364	301	281	64.4
PCB Congeners	PCB-50/53	ng/kg_{lipid}	11	11	100%	90610	270909	154464	163000	59500
PCB Congeners	PCB-51	ng/kg_{lipid}	11	11	100%	55488	201818	99189	109000	46300
PCB Congeners	PCB-52	ng/kg_{lipid}	11	11	100%	687805	2563636	1237838	1450000	599000
PCB Congeners	PCB-54	ng/kg_{lipid}	11	11	100%	2951	11073	4792	5500	2370
PCB Congeners	PCB-55	ng/kg_{lipid}	11	8	73%	732	5830	3363	3400	1720
PCB Congeners	PCB-56	ng/kg_{lipid}	11	11	100%	157317	525455	262162	302000	114000
PCB Congeners	PCB-57	ng/kg_{lipid}	11	10	91%	2927	48276	6731	18200	18100
PCB Congeners	PCB-58	ng/kg_{lipid}	11	11	100%	2915	10672	5264	6100	2540
PCB Congeners	PCB-6	ng/kg_{lipid}	11	11	100%	8448	23175	11419	14000	5040
PCB Congeners	PCB-60	ng/kg_{lipid}	11	11	100%	78293	212069	125397	133000	41700
PCB Congeners	PCB-61/70/74/76	ng/kg_{lipid}	11	11	100%	857317	3036364	1531746	1780000	701000
PCB Congeners	PCB-62/75	ng/kg_{lipid}	11	11	100%	45854	172414	86429	96800	40200
PCB Congeners	PCB-63	ng/kg_{lipid}	11	11	100%	28293	89828	50000	53200	18800
PCB Congeners	PCB-64	ng/kg_{lipid}	11	11	100%	204878	856364	385714	457000	210000
PCB Congeners	PCB-66	ng/kg_{lipid}	11	11	100%	560976	1982759	1001587	1190000	467000
PCB Congeners	PCB-67	ng/kg_{lipid}	11	11	100%	12439	47414	22264	26800	11700
PCB Congeners	PCB-68	ng/kg_{lipid}	11	11	100%	9500	28276	16032	17400	5870
PCB Congeners	PCB-7	ng/kg_{lipid}	11	11	100%	882	1579	1125	1200	241
PCB Congeners	PCB-72	ng/kg_{lipid}	11	11	100%	12561	38621	21587	23600	8320
PCB Congeners	PCB-73	ng/kg_{lipid}	11	6	55%	1793	5054	3768	3770	1170
PCB Congeners	PCB-77	ng/kg_{lipid}	11	11	100%	28171	84310	47143	51700	17700
PCB Congeners	PCB-78	ng/kg_{lipid}	11	2	18%	4743	9418	7081	7080	3310

Table 3-52
Statistical Summary of Detected Analytes - White Perch (Livers) - Lipid Normalized

Parameter Group	Analyte	Units	Number of Valid Results[1]	Number of Detects	Detection Frequency	Minimum Detect	Maximum Detect	Median Value	Mean of Detects	Standard Deviation
PCB Congeners	PCB-79	ng/kg_{lipid}	11	11	100%	4671	13103	7681	8560	2590
PCB Congeners	PCB-8	ng/kg_{lipid}	11	11	100%	23731	42931	30952	33000	6460
PCB Congeners	PCB-80	ng/kg_{lipid}	11	3	27%	91.2	267	97.6	152	99.8
PCB Congeners	PCB-81	ng/kg_{lipid}	7	6	55%	1906	3983	2183	2650	896
PCB Congeners	PCB-82	ng/kg_{lipid}	11	11	100%	42561	181818	81321	95500	44400
PCB Congeners	PCB-83	ng/kg_{lipid}	11	10	91%	35122	96897	48342	57300	21100
PCB Congeners	PCB-84	ng/kg_{lipid}	11	11	100%	104146	405455	198649	218000	93300
PCB Congeners	PCB-85/116/117	ng/kg_{lipid}	11	11	100%	129268	494828	220833	262000	108000
PCB Congeners	PCB-86/87/97/109/119/125	ng/kg_{lipid}	11	11	100%	385366	1356897	662162	748000	304000
PCB Congeners	PCB-88	ng/kg_{lipid}	11	2	18%	665	724	695	695	41.8
PCB Congeners	PCB-89	ng/kg_{lipid}	11	11	100%	6524	24655	12107	13400	5840
PCB Congeners	PCB-9	ng/kg_{lipid}	11	11	100%	1245	2759	1662	1880	522
PCB Congeners	PCB-90/101/113	ng/kg_{lipid}	11	11	100%	726829	2637931	1300000	1490000	591000
PCB Congeners	PCB-91	ng/kg_{lipid}	6	6	55%	110244	232143	177457	180000	42700
PCB Congeners	PCB-92	ng/kg_{lipid}	6	6	55%	237313	498276	293372	337000	116000
PCB Congeners	PCB-93/100	ng/kg_{lipid}	11	11	100%	22073	109818	51667	57600	28000
PCB Congeners	PCB-94	ng/kg_{lipid}	11	11	100%	6354	29091	13226	15100	7090
PCB Congeners	PCB-95	ng/kg_{lipid}	11	11	100%	409756	1207273	733333	780000	259000
PCB Congeners	PCB-96	ng/kg_{lipid}	9	9	82%	4354	19455	8268	9530	5260
PCB Congeners	PCB-98/102	ng/kg_{lipid}	11	11	100%	30610	136379	65946	72600	33600
PCB Congeners	PCB-99	ng/kg_{lipid}	9	9	82%	55556	1913793	855405	928000	562000
PCB Congeners	Total PCB Congeners (209)	ng/kg_{lipid}	11	11	100%	15000000	50200000	24300000	29200000	10600000
Pesticides	2,4'-DDD	pg/g_{lipid}	11	11	100%	260714	2500000	1268293	1180000	722000
Pesticides	2,4'-DDE	pg/g_{lipid}	11	11	100%	116786	726389	301724	322000	155000
Pesticides	2,4'-DDT	pg/g_{lipid}	11	11	100%	6500	86111	46508	47300	32400
Pesticides	4,4'-DDD	pg/g_{lipid}	11	11	100%	1130357	5805556	2914634	3000000	1470000
Pesticides	4,4'-DDE	pg/g_{lipid}	11	11	100%	1666071	4958333	2619048	2750000	885000
Pesticides	4,4'-DDT	pg/g_{lipid}	11	11	100%	24286	308333	165079	148000	92600
Pesticides	Aldrin	pg/g_{lipid}	11	9	82%	890	3418	1514	1670	814
Pesticides	Alpha BHC	pg/g_{lipid}	10	9	82%	877	4958	3382	2960	1490
Pesticides	Alpha endosulfan	pg/g_{lipid}	10	1	9%	21528	21528	NA	NA	NA
Pesticides	Beta BHC	pg/g_{lipid}	11	11	100%	909	2164	1873	1670	426
Pesticides	cis-Chlordane	pg/g_{lipid}	11	11	100%	133214	1047273	437838	456000	243000
Pesticides	cis-Nonachlor	pg/g_{lipid}	11	11	100%	91585	360000	185135	207000	72300
Pesticides	Dieldrin	pg/g_{lipid}	11	11	100%	164107	385455	261194	276000	68300
Pesticides	Endrin	pg/g_{lipid}	11	1	9%	1622	1622	NA	NA	NA
Pesticides	Endrin ketone	pg/g_{lipid}	8	1	9%	6018	6018	NA	NA	NA
Pesticides	Gamma BHC (Lindane)	pg/g_{lipid}	11	8	73%	523	1537	1161	1050	419
Pesticides	Heptachlor	pg/g_{lipid}	11	2	18%	364	420	392	392	39.4
Pesticides	Heptachlor epoxide	pg/g_{lipid}	11	11	100%	33036	90794	63582	60200	19300
Pesticides	Hexachlorobenzene	pg/g_{lipid}	11	11	100%	19756	61455	39028	41700	12900
Pesticides	Mirex	pg/g_{lipid}	11	11	100%	6732	20833	11466	12400	4880
Pesticides	Oxychlordane	pg/g_{lipid}	11	11	100%	60714	172222	96892	104000	33100
Pesticides	Total Alpha + Gamma Chlordane	pg/g_{lipid}	11	11	100%	210000	1250000	547000	562000	279000
Pesticides	Total DDT (2,4 & 4,4)	pg/g_{lipid}	11	11	100%	3200000	14400000	6810000	7450000	3090000
Pesticides	Total DDT (2,4)	pg/g_{lipid}	11	11	100%	384000	3310000	1510000	1550000	855000
Pesticides	Total DDT (4,4)	pg/g_{lipid}	11	11	100%	2820000	11100000	5560000	5900000	2280000
Pesticides	Trans-chlordane	pg/g_{lipid}	11	11	100%	44390	198182	95075	105000	39300
Pesticides	Trans-nonachlor	pg/g_{lipid}	11	11	100%	273171	701818	444595	464000	105000
Semivolatiles	1-Methylnaphthalene	ug/kg_{lipid}	11	5	45%	82.4	148	87.3	110	33.9
Semivolatiles	2-Methylnaphthalene	ug/kg_{lipid}	11	4	36%	80.6	159	116	118	39.1
Semivolatiles	Acenaphthene	ug/kg_{lipid}	11	7	64%	119	305	162	190	73.2
Semivolatiles	Benzaldehyde	ug/kg_{lipid}	11	6	55%	17073	54717	39860	37700	14900
Semivolatiles	C1-Naphthalenes	ug/kg_{lipid}	11	2	18%	115	195	155	155	56.8
Semivolatiles	C2-Naphthalenes	ug/kg_{lipid}	11	8	73%	172	390	222	262	82.4
Semivolatiles	C3-Naphthalenes	ug/kg_{lipid}	11	7	64%	117	317	175	195	80.2

Table 3-52
Statistical Summary of Detected Analytes - White Perch (Livers) - Lipid Normalized

Parameter Group	Analyte	Units	Number of Valid Results[1]	Number of Detects	Detection Frequency	Minimum Detect	Maximum Detect	Median Value	Mean of Detects	Standard Deviation
Semivolatiles	Fluoranthene	ug/kg_{lipid}	11	8	73%	76.4	357	178	204	103
Semivolatiles	Fluorene	ug/kg_{lipid}	11	6	55%	105	195	115	139	43.6
Semivolatiles	Naphthalene	ug/kg_{lipid}	11	1	9%	491	491	NA	NA	NA
Semivolatiles	Perylene	ug/kg_{lipid}	11	2	18%	1321	1643	1482	1480	227
Semivolatiles	Phenanthrene	ug/kg_{lipid}	11	7	64%	114	354	189	207	86.8
Semivolatiles	Total HMW PAHs	ug/kg_{lipid}	11	8	73%	76.4	357	178	204	103
Semivolatiles	Total LMW PAHs	ug/kg_{lipid}	11	8	73%	233	1010	499	571	262
Semivolatiles	Total PAHs	ug/kg_{lipid}	11	10	91%	233	1220	565	621	323

Footnotes:
[1]Valid results are results that were found to be valid as a result of data validation. Only valid data are used in statistical analyses. Additional details regarding rejected data are provided in Appendix E of this report.

Notes:
1. Only detected values were included in the calculation of totals.
2. Non-detect ("U" qualified) data were excluded from the statistical analysis.

DDD = dichlorodiphenyldichloroethane
DDE = dichlorodiphenyldichloroethylene
DDT = dichlorodiphenyltrichloroethane
HMW = high molecular weight
LMW = low molecular weight
PAH = polycyclic aromatic hydrocarbon
PCB = polychlorinated biphenyl
NA = not applicable

% = percent
mg/kg = milligrams per kilogram
ng/g = nanograms per gram
ng/kg = nanograms per kilogram
pg/g = picograms per gram
ug/kg = micrograms per kilogram

Table 3-53
Statistical Summary of Detected Analytes by Zone - White Perch (Livers) - Lipid Normalized

Parameter Group	Analyte	Units	Number of Valid Results[1]	Number of Detects	Detection Frequency	Minimum Detect	Maximum Detect	Median Value	Mean of Detects	Standard Deviation
NORTH ZONE										
Aroclor PCBs	Aroclor 1248	ug/kg_{lipid}	1	1	100%	9762	9762	NA	NA	NA
Aroclor PCBs	Aroclor 1254	ug/kg_{lipid}	1	1	100%	10714	10714	NA	NA	NA
Aroclor PCBs	Aroclor 1260	ug/kg_{lipid}	1	1	100%	3810	3810	NA	NA	NA
Aroclor PCBs	Total Aroclor PCBs (Sum Of 7 Aroclors)	ug/kg_{lipid}	1	1	100%	24300	24300	NA	NA	NA
Aroclor PCBs	Total Aroclor PCBs (Sum Of 9 Aroclors)	ug/kg_{lipid}	1	1	100%	24300	24300	NA	NA	NA
Dioxins/Furans	1,2,3,4,6,7,8-HpCDD	ng/kg_{lipid}	3	3	100%	44.7	56.0	51.7	50.8	5.67
Dioxins/Furans	1,2,3,4,6,7,8-HpCDF	ng/kg_{lipid}	3	3	100%	127	286	163	192	83.4
Dioxins/Furans	1,2,3,4,7,8,9-HpCDF	ng/kg_{lipid}	3	3	100%	3.62	14.1	3.90	7.2	5.97
Dioxins/Furans	1,2,3,4,7,8-HxCDD	ng/kg_{lipid}	3	3	100%	17.9	21.0	19.3	19.4	1.55
Dioxins/Furans	1,2,3,4,7,8-HxCDF	ng/kg_{lipid}	3	3	100%	151	193	155	166	23.3
Dioxins/Furans	1,2,3,6,7,8-HxCDD	ng/kg_{lipid}	3	3	100%	51.1	52.6	51.4	51.7	0.813
Dioxins/Furans	1,2,3,6,7,8-HxCDF	ng/kg_{lipid}	3	3	100%	59.3	70.9	67.4	65.8	5.95
Dioxins/Furans	1,2,3,7,8,9-HxCDD	ng/kg_{lipid}	3	3	100%	11.4	16.3	13.5	13.8	2.43
Dioxins/Furans	1,2,3,7,8,9-HxCDF	ng/kg_{lipid}	3	3	100%	2.24	2.90	2.81	2.65	0.358
Dioxins/Furans	1,2,3,7,8-PCDD	ng/kg_{lipid}	3	2	67%	43.3	56.6	49.9	49.9	9.35
Dioxins/Furans	1,2,3,7,8-PCDF	ng/kg_{lipid}	3	3	100%	55.8	65.0	61.6	60.8	4.64
Dioxins/Furans	2,3,4,6,7,8-HxCDF	ng/kg_{lipid}	3	3	100%	14.4	22.6	17.4	18.2	4.13
Dioxins/Furans	2,3,4,7,8-PCDF	ng/kg_{lipid}	3	3	100%	197	474	349	340	139
Dioxins/Furans	2,3,7,8-TCDD	ng/kg_{lipid}	3	3	100%	1212	1964	1741	1640	386
Dioxins/Furans	2,3,7,8-TCDF	ng/kg_{lipid}	3	3	100%	159	219	200	193	30.8
Dioxins/Furans	OCDD	ng/kg_{lipid}	3	3	100%	61.3	113	64.5	79.5	28.9
Dioxins/Furans	OCDF	ng/kg_{lipid}	3	3	100%	10.1	12.2	11.0	11.1	1.05
PCB Congeners	PCB-1	ng/kg_{lipid}	2	2	67%	4207	4655	4431	4430	317
PCB Congeners	PCB-10	ng/kg_{lipid}	3	3	100%	2500	6600	5793	4960	2170
PCB Congeners	PCB-103	ng/kg_{lipid}	3	3	100%	23595	51379	49091	41400	15400
PCB Congeners	PCB-104	ng/kg_{lipid}	3	3	100%	3786	6727	6448	5650	1620
PCB Congeners	PCB-105	ng/kg_{lipid}	3	3	100%	366667	601724	512727	494000	119000
PCB Congeners	PCB-107	ng/kg_{lipid}	3	3	100%	106667	184483	151818	148000	39100
PCB Congeners	PCB-108/124	ng/kg_{lipid}	3	3	100%	42857	67759	60727	57100	12800
PCB Congeners	PCB-11	ng/kg_{lipid}	3	3	100%	3828	4619	3945	4130	427
PCB Congeners	PCB-110/115	ng/kg_{lipid}	3	3	100%	1102381	2509091	2500000	2040000	810000
PCB Congeners	PCB-111	ng/kg_{lipid}	3	3	100%	1831	3397	2618	2620	783
PCB Congeners	PCB-114	ng/kg_{lipid}	3	3	100%	25952	53966	40000	40000	14000
PCB Congeners	PCB-118	ng/kg_{lipid}	3	3	100%	1330952	2327586	1945455	1870000	503000
PCB Congeners	PCB-12/13	ng/kg_{lipid}	3	3	100%	529	993	893	805	244
PCB Congeners	PCB-120	ng/kg_{lipid}	3	3	100%	8381	17759	15273	13800	4860
PCB Congeners	PCB-121	ng/kg_{lipid}	3	3	100%	1248	2224	2164	1880	547
PCB Congeners	PCB-122	ng/kg_{lipid}	3	3	100%	9119	16931	15236	13800	4110
PCB Congeners	PCB-123	ng/kg_{lipid}	3	2	67%	35818	50172	42995	43000	10100
PCB Congeners	PCB-126	ng/kg_{lipid}	3	3	100%	3595	15534	14764	11300	6680
PCB Congeners	PCB-127	ng/kg_{lipid}	3	3	100%	1867	3759	2273	2630	996
PCB Congeners	PCB-128/166	ng/kg_{lipid}	3	3	100%	135238	263793	225455	208000	66000
PCB Congeners	PCB-129/138/163	ng/kg_{lipid}	3	3	100%	1457143	2655172	2254545	2120000	610000
PCB Congeners	PCB-130	ng/kg_{lipid}	2	2	67%	106182	120690	113436	113000	10300
PCB Congeners	PCB-131	ng/kg_{lipid}	2	2	67%	16473	16759	16616	16600	202
PCB Congeners	PCB-132	ng/kg_{lipid}	2	2	67%	424138	429091	426614	427000	3500
PCB Congeners	PCB-133	ng/kg_{lipid}	3	3	100%	34048	57241	47273	46200	11600
PCB Congeners	PCB-134	ng/kg_{lipid}	2	2	67%	87636	89655	88646	88600	1430
PCB Congeners	PCB-135/151	ng/kg_{lipid}	1	1	33%	333333	333333	NA	NA	NA
PCB Congeners	PCB-136	ng/kg_{lipid}	1	1	33%	74762	74762	NA	NA	NA
PCB Congeners	PCB-137	ng/kg_{lipid}	3	3	100%	54286	116897	89636	86900	31400
PCB Congeners	PCB-139/140	ng/kg_{lipid}	3	3	100%	21500	44483	36727	34200	11700
PCB Congeners	PCB-141	ng/kg_{lipid}	3	3	100%	179762	336207	285455	267000	79800
PCB Congeners	PCB-142	ng/kg_{lipid}	2	2	67%	376	736	556	556	254

Table 3-53
Statistical Summary of Detected Analytes by Zone - White Perch (Livers) - Lipid Normalized

Parameter Group	Analyte	Units	Number of Valid Results[1]	Number of Detects	Detection Frequency	Minimum Detect	Maximum Detect	Median Value	Mean of Detects	Standard Deviation
PCB Congeners	PCB-145	ng/kg_{lipid}	1	1	33%	319	319	NA	NA	NA
PCB Congeners	PCB-146	ng/kg_{lipid}	2	2	67%	398182	489655	443918	444000	64700
PCB Congeners	PCB-147/149	ng/kg_{lipid}	3	3	100%	764286	1465517	1414545	1210000	391000
PCB Congeners	PCB-148	ng/kg_{lipid}	1	1	33%	5405	5405	NA	NA	NA
PCB Congeners	PCB-15	ng/kg_{lipid}	1	1	33%	612	612	NA	NA	NA
PCB Congeners	PCB-150	ng/kg_{lipid}	1	1	33%	4452	4452	NA	NA	NA
PCB Congeners	PCB-152	ng/kg_{lipid}	1	1	33%	1338	1338	NA	NA	NA
PCB Congeners	PCB-153/168	ng/kg_{lipid}	3	3	100%	1628571	2844828	2327273	2270000	610000
PCB Congeners	PCB-154	ng/kg_{lipid}	1	1	33%	38571	38571	NA	NA	NA
PCB Congeners	PCB-155	ng/kg_{lipid}	3	3	100%	10762	20862	18909	16800	5360
PCB Congeners	PCB-156/157	ng/kg_{lipid}	3	3	100%	132143	229310	183636	182000	48600
PCB Congeners	PCB-158	ng/kg_{lipid}	3	3	100%	102857	201724	167455	157000	50200
PCB Congeners	PCB-16	ng/kg_{lipid}	3	3	100%	64048	135455	133448	111000	40700
PCB Congeners	PCB-162	ng/kg_{lipid}	3	3	100%	5262	21034	18109	14800	8390
PCB Congeners	PCB-164	ng/kg_{lipid}	3	3	100%	65000	121552	113636	100000	30600
PCB Congeners	PCB-165	ng/kg_{lipid}	2	2	67%	1722	2138	1930	1930	294
PCB Congeners	PCB-167	ng/kg_{lipid}	3	3	100%	55238	92414	70364	72700	18700
PCB Congeners	PCB-169	ng/kg_{lipid}	3	1	33%	1509	1509	NA	NA	NA
PCB Congeners	PCB-17	ng/kg_{lipid}	3	3	100%	124048	261818	258621	215000	78600
PCB Congeners	PCB-170	ng/kg_{lipid}	3	3	100%	257143	470690	403636	377000	109000
PCB Congeners	PCB-171/173	ng/kg_{lipid}	2	2	67%	127455	147931	137693	138000	14500
PCB Congeners	PCB-172	ng/kg_{lipid}	3	3	100%	56190	110517	90545	85800	27500
PCB Congeners	PCB-174	ng/kg_{lipid}	2	2	67%	323636	324138	323887	324000	355
PCB Congeners	PCB-176	ng/kg_{lipid}	3	3	100%	17786	48448	48000	38100	17600
PCB Congeners	PCB-177	ng/kg_{lipid}	2	2	67%	201818	210345	206082	206000	6030
PCB Congeners	PCB-178	ng/kg_{lipid}	3	3	100%	88333	187931	161636	146000	51600
PCB Congeners	PCB-179	ng/kg_{lipid}	3	3	100%	70476	187273	184483	147000	66600
PCB Congeners	PCB-18/30	ng/kg_{lipid}	3	3	100%	194048	422414	420000	345000	131000
PCB Congeners	PCB-180/193	ng/kg_{lipid}	3	3	100%	792857	1508621	1234545	1180000	361000
PCB Congeners	PCB-181	ng/kg_{lipid}	2	2	67%	5073	6397	5735	5730	936
PCB Congeners	PCB-182	ng/kg_{lipid}	2	2	67%	4691	6034	5363	5360	950
PCB Congeners	PCB-183/185	ng/kg_{lipid}	2	2	67%	383636	462069	422853	423000	55500
PCB Congeners	PCB-184	ng/kg_{lipid}	3	3	100%	1505	4741	4000	3420	1700
PCB Congeners	PCB-186	ng/kg_{lipid}	3	2	67%	133	159	146	146	17.9
PCB Congeners	PCB-188	ng/kg_{lipid}	3	3	100%	2952	5672	4545	4390	1370
PCB Congeners	PCB-189	ng/kg_{lipid}	3	3	100%	11429	22414	17891	17200	5520
PCB Congeners	PCB-19	ng/kg_{lipid}	3	3	100%	29286	48545	45862	41200	10400
PCB Congeners	PCB-190	ng/kg_{lipid}	3	3	100%	59286	109483	92182	87000	25500
PCB Congeners	PCB-191	ng/kg_{lipid}	3	3	100%	12286	21379	18018	17200	4600
PCB Congeners	PCB-192	ng/kg_{lipid}	2	2	67%	318	500	409	409	129
PCB Congeners	PCB-194	ng/kg_{lipid}	3	3	100%	155476	253448	203636	204000	49000
PCB Congeners	PCB-195	ng/kg_{lipid}	3	3	100%	53333	92759	73818	73300	19700
PCB Congeners	PCB-196	ng/kg_{lipid}	3	3	100%	78571	156552	125273	120000	39200
PCB Congeners	PCB-197/200	ng/kg_{lipid}	2	2	67%	26727	30862	28795	28800	2920
PCB Congeners	PCB-198/199	ng/kg_{lipid}	3	3	100%	205000	441379	347273	331000	119000
PCB Congeners	PCB-2	ng/kg_{lipid}	3	2	67%	146	152	149	149	4.3
PCB Congeners	PCB-20/28	ng/kg_{lipid}	3	3	100%	726190	1189091	1175862	1030000	264000
PCB Congeners	PCB-201	ng/kg_{lipid}	3	3	100%	23333	51207	39818	38100	14000
PCB Congeners	PCB-202	ng/kg_{lipid}	3	3	100%	123095	146897	124545	132000	13300
PCB Congeners	PCB-203	ng/kg_{lipid}	3	3	100%	138095	298276	232727	223000	80500
PCB Congeners	PCB-204	ng/kg_{lipid}	3	3	100%	288	803	551	547	258
PCB Congeners	PCB-205	ng/kg_{lipid}	3	3	100%	6690	13879	10673	10400	3600
PCB Congeners	PCB-206	ng/kg_{lipid}	2	2	67%	134000	186207	160103	160000	36900
PCB Congeners	PCB-207	ng/kg_{lipid}	3	3	100%	11000	19310	14855	15100	4160
PCB Congeners	PCB-208	ng/kg_{lipid}	3	3	100%	37619	64138	48545	50100	13300

Table 3-53
Statistical Summary of Detected Analytes by Zone - White Perch (Livers) - Lipid Normalized

Parameter Group	Analyte	Units	Number of Valid Results[1]	Number of Detects	Detection Frequency	Minimum Detect	Maximum Detect	Median Value	Mean of Detects	Standard Deviation
PCB Congeners	PCB-209	ng/kg_{lipid}	3	3	100%	49524	82241	58182	63300	17000
PCB Congeners	PCB-21/33	ng/kg_{lipid}	3	3	100%	90476	153273	142241	129000	33500
PCB Congeners	PCB-22	ng/kg_{lipid}	3	3	100%	193333	250909	243103	229000	31200
PCB Congeners	PCB-23	ng/kg_{lipid}	3	3	100%	324	447	431	401	67.1
PCB Congeners	PCB-25	ng/kg_{lipid}	3	3	100%	71429	177586	167273	139000	58500
PCB Congeners	PCB-26/29	ng/kg_{lipid}	3	3	100%	115714	232759	216364	188000	63400
PCB Congeners	PCB-27	ng/kg_{lipid}	3	3	100%	30000	51818	49138	43700	11900
PCB Congeners	PCB-3	ng/kg_{lipid}	3	3	100%	170	271	253	231	53.6
PCB Congeners	PCB-31	ng/kg_{lipid}	3	3	100%	350000	670690	656364	559000	181000
PCB Congeners	PCB-32	ng/kg_{lipid}	3	3	100%	104286	185455	181034	157000	45600
PCB Congeners	PCB-34	ng/kg_{lipid}	3	3	100%	4786	9964	9707	8150	2920
PCB Congeners	PCB-35	ng/kg_{lipid}	3	2	67%	1062	1072	1067	1070	7.49
PCB Congeners	PCB-36	ng/kg_{lipid}	3	2	67%	32364	32931	32647	32600	401
PCB Congeners	PCB-37	ng/kg_{lipid}	3	3	100%	9405	23966	21091	18200	7710
PCB Congeners	PCB-38	ng/kg_{lipid}	3	3	100%	690	895	847	811	107
PCB Congeners	PCB-39	ng/kg_{lipid}	3	3	100%	2857	5564	5466	4630	1540
PCB Congeners	PCB-4	ng/kg_{lipid}	3	3	100%	31905	61455	53276	48900	15300
PCB Congeners	PCB-40/71	ng/kg_{lipid}	3	3	100%	378571	820000	796552	665000	248000
PCB Congeners	PCB-41	ng/kg_{lipid}	3	3	100%	26905	42545	41552	37000	8760
PCB Congeners	PCB-42	ng/kg_{lipid}	3	3	100%	254762	590909	582759	476000	192000
PCB Congeners	PCB-43	ng/kg_{lipid}	3	3	100%	33810	78966	71818	61500	24300
PCB Congeners	PCB-44/47/65	ng/kg_{lipid}	3	3	100%	1040476	2290909	2241379	1860000	708000
PCB Congeners	PCB-45	ng/kg_{lipid}	3	3	100%	78571	153448	153273	128000	43200
PCB Congeners	PCB-46	ng/kg_{lipid}	3	3	100%	30000	63818	62069	52000	19000
PCB Congeners	PCB-48	ng/kg_{lipid}	3	3	100%	126190	248276	247273	207000	70200
PCB Congeners	PCB-49/69	ng/kg_{lipid}	3	3	100%	840476	1818182	1810345	1490000	562000
PCB Congeners	PCB-5	ng/kg_{lipid}	3	3	100%	298	364	305	322	36.1
PCB Congeners	PCB-50/53	ng/kg_{lipid}	3	3	100%	136429	270909	267241	225000	76600
PCB Congeners	PCB-51	ng/kg_{lipid}	3	3	100%	90000	201818	182759	158000	59800
PCB Congeners	PCB-52	ng/kg_{lipid}	3	3	100%	1202381	2563636	2500000	2090000	768000
PCB Congeners	PCB-54	ng/kg_{lipid}	3	3	100%	4333	11073	8534	7980	3400
PCB Congeners	PCB-55	ng/kg_{lipid}	3	2	67%	1862	4690	3276	3280	2000
PCB Congeners	PCB-56	ng/kg_{lipid}	3	3	100%	261905	525455	486207	425000	142000
PCB Congeners	PCB-57	ng/kg_{lipid}	3	3	100%	5595	48276	47091	33700	24300
PCB Congeners	PCB-58	ng/kg_{lipid}	3	3	100%	4786	10672	10418	8630	3330
PCB Congeners	PCB-6	ng/kg_{lipid}	3	3	100%	10190	20345	17764	16100	5280
PCB Congeners	PCB-60	ng/kg_{lipid}	3	3	100%	153333	212069	194545	187000	30200
PCB Congeners	PCB-61/70/74/76	ng/kg_{lipid}	3	3	100%	1688095	3036364	2931034	2550000	750000
PCB Congeners	PCB-62/75	ng/kg_{lipid}	3	3	100%	86429	172414	168727	143000	48600
PCB Congeners	PCB-63	ng/kg_{lipid}	3	3	100%	52857	89828	78364	73700	18900
PCB Congeners	PCB-64	ng/kg_{lipid}	3	3	100%	385714	856364	837931	693000	267000
PCB Congeners	PCB-66	ng/kg_{lipid}	3	3	100%	1159524	1982759	1909091	1680000	456000
PCB Congeners	PCB-67	ng/kg_{lipid}	3	3	100%	24048	47414	47091	39500	13400
PCB Congeners	PCB-68	ng/kg_{lipid}	3	3	100%	16595	28276	26182	23700	6230
PCB Congeners	PCB-7	ng/kg_{lipid}	3	3	100%	1019	1579	1420	1340	289
PCB Congeners	PCB-72	ng/kg_{lipid}	3	3	100%	22619	38621	35636	32300	8510
PCB Congeners	PCB-73	ng/kg_{lipid}	3	1	33%	4833	4833	NA	NA	NA
PCB Congeners	PCB-77	ng/kg_{lipid}	3	3	100%	47143	84310	82000	71200	20800
PCB Congeners	PCB-78	ng/kg_{lipid}	3	1	33%	9418	9418	NA	NA	NA
PCB Congeners	PCB-79	ng/kg_{lipid}	3	3	100%	8238	13103	11782	11000	2520
PCB Congeners	PCB-8	ng/kg_{lipid}	3	3	100%	30952	42931	40909	38300	6410
PCB Congeners	PCB-80	ng/kg_{lipid}	3	1	33%	267	267	NA	NA	NA
PCB Congeners	PCB-81	ng/kg_{lipid}	3	3	100%	2038	3983	3582	3200	1030
PCB Congeners	PCB-82	ng/kg_{lipid}	3	3	100%	71190	181818	175862	143000	62200
PCB Congeners	PCB-83	ng/kg_{lipid}	3	3	100%	48571	96897	95636	80400	27500

Table 3-53
Statistical Summary of Detected Analytes by Zone - White Perch (Livers) - Lipid Normalized

Parameter Group	Analyte	Units	Number of Valid Results[1]	Number of Detects	Detection Frequency	Minimum Detect	Maximum Detect	Median Value	Mean of Detects	Standard Deviation
PCB Congeners	PCB-84	ng/kg_{lipid}	3	3	100%	168571	405455	374138	316000	129000
PCB Congeners	PCB-85/116/117	ng/kg_{lipid}	3	3	100%	215238	494828	432727	381000	147000
PCB Congeners	PCB-86/87/97/109/119/125	ng/kg_{lipid}	3	3	100%	576190	1356897	1276364	1070000	429000
PCB Congeners	PCB-89	ng/kg_{lipid}	3	3	100%	9667	24655	23455	19300	8330
PCB Congeners	PCB-9	ng/kg_{lipid}	3	3	100%	1645	2759	2600	2330	602
PCB Congeners	PCB-90/101/113	ng/kg_{lipid}	3	3	100%	1166667	2637931	2527273	2110000	819000
PCB Congeners	PCB-91	ng/kg_{lipid}	1	1	33%	180952	180952	NA	NA	NA
PCB Congeners	PCB-92	ng/kg_{lipid}	2	2	67%	458182	498276	478229	478000	28400
PCB Congeners	PCB-93/100	ng/kg_{lipid}	3	3	100%	51667	109818	109483	90300	33500
PCB Congeners	PCB-94	ng/kg_{lipid}	3	3	100%	12286	29091	27241	22900	9220
PCB Congeners	PCB-95	ng/kg_{lipid}	3	3	100%	804762	1207273	1198276	1070000	230000
PCB Congeners	PCB-96	ng/kg_{lipid}	3	3	100%	6595	19455	17414	14500	6910
PCB Congeners	PCB-98/102	ng/kg_{lipid}	3	3	100%	58571	136379	132364	109000	43800
PCB Congeners	PCB-99	ng/kg_{lipid}	2	2	67%	1672727	1913793	1793260	1790000	170000
PCB Congeners	Total PCB Congeners (209)	ng/kg_{lipid}	3	3	100%	24100000	50200000	47100000	40500000	14300000
Pesticides	2,4'-DDD	pg/g_{lipid}	3	3	100%	391379	1319048	472727	728000	514000
Pesticides	2,4'-DDE	pg/g_{lipid}	3	3	100%	271429	316364	301724	297000	22900
Pesticides	2,4'-DDT	pg/g_{lipid}	3	3	100%	10569	80476	11600	34200	40100
Pesticides	4,4'-DDD	pg/g_{lipid}	3	3	100%	1293103	4380952	1383636	2350000	1760000
Pesticides	4,4'-DDE	pg/g_{lipid}	3	3	100%	2586207	3190476	2672727	2820000	327000
Pesticides	4,4'-DDT	pg/g_{lipid}	3	3	100%	42000	183810	49828	91900	79700
Pesticides	Aldrin	pg/g_{lipid}	3	3	100%	890	3418	2379	2230	1270
Pesticides	Alpha BHC	pg/g_{lipid}	3	3	100%	1414	4172	3382	2990	1420
Pesticides	Beta BHC	pg/g_{lipid}	3	3	100%	1479	2086	1982	1850	325
Pesticides	cis-Chlordane	pg/g_{lipid}	3	3	100%	245238	1047273	662069	652000	401000
Pesticides	cis-Nonachlor	pg/g_{lipid}	3	3	100%	172857	360000	244828	259000	94400
Pesticides	Dieldrin	pg/g_{lipid}	3	3	100%	195238	385455	370690	317000	106000
Pesticides	Endrin ketone	pg/g_{lipid}	2	1	33%	6018	6018	NA	NA	NA
Pesticides	Gamma BHC (Lindane)	pg/g_{lipid}	3	3	100%	631	1300	1075	1000	340
Pesticides	Heptachlor	pg/g_{lipid}	3	1	33%	420	420	NA	NA	NA
Pesticides	Heptachlor epoxide	pg/g_{lipid}	3	3	100%	48810	89455	67069	68400	20400
Pesticides	Hexachlorobenzene	pg/g_{lipid}	3	3	100%	48095	61455	60690	56700	7500
Pesticides	Mirex	pg/g_{lipid}	3	3	100%	7291	11524	11466	10100	2430
Pesticides	Oxychlordane	pg/g_{lipid}	3	3	100%	93571	109455	101207	101000	7940
Pesticides	Total Alpha + Gamma Chlordane	pg/g_{lipid}	3	3	100%	330000	1250000	784000	788000	460000
Pesticides	Total DDT (2,4 & 4,4)	pg/g_{lipid}	3	3	100%	4630000	9430000	4900000	6320000	2700000
Pesticides	Total DDT (2,4)	pg/g_{lipid}	3	3	100%	704000	1670000	801000	1060000	532000
Pesticides	Total DDT (4,4)	pg/g_{lipid}	3	3	100%	3930000	7760000	4100000	5260000	2160000
Pesticides	Trans-chlordane	pg/g_{lipid}	3	3	100%	84524	198182	121724	135000	57900
Pesticides	Trans-nonachlor	pg/g_{lipid}	3	3	100%	452381	701818	541379	565000	126000
Semivolatiles	Acenaphthene	ug/kg_{lipid}	3	2	67%	119	138	129	129	13.6
Semivolatiles	Benzaldehyde	ug/kg_{lipid}	3	2	67%	34483	45238	39860	39900	7610
Semivolatiles	C2-Naphthalenes	ug/kg_{lipid}	3	2	67%	172	218	195	195	32.4
Semivolatiles	C3-Naphthalenes	ug/kg_{lipid}	3	2	67%	117	129	123	123	8.38
Semivolatiles	Fluoranthene	ug/kg_{lipid}	3	2	67%	147	357	252	252	148
Semivolatiles	Fluorene	ug/kg_{lipid}	3	1	33%	111	111	NA	NA	NA
Semivolatiles	Perylene	ug/kg_{lipid}	3	1	33%	1643	1643	NA	NA	NA
Semivolatiles	Phenanthrene	ug/kg_{lipid}	3	2	67%	114	151	132	132	26.2
Semivolatiles	Total HMW PAHs	ug/kg_{lipid}	3	2	67%	147	357	252	252	148
Semivolatiles	Total LMW PAHs	ug/kg_{lipid}	3	2	67%	233	400	317	317	118
Semivolatiles	Total PAHs	ug/kg_{lipid}	3	3	100%	233	547	357	379	158
CENTRAL ZONE										
Aroclor PCBs	Aroclor 1248	ug/kg_{lipid}	3	3	100%	7321	9245	9245	8600	1110
Aroclor PCBs	Aroclor 1254	ug/kg_{lipid}	3	3	100%	7857	9434	8868	8720	799
Aroclor PCBs	Aroclor 1260	ug/kg_{lipid}	3	3	100%	2679	6604	5849	5040	2080

Table 3-53
Statistical Summary of Detected Analytes by Zone - White Perch (Livers) - Lipid Normalized

Parameter Group	Analyte	Units	Number of Valid Results[1]	Number of Detects	Detection Frequency	Minimum Detect	Maximum Detect	Median Value	Mean of Detects	Standard Deviation
Aroclor PCBs	Total Aroclor PCBs (Sum Of 7 Aroclors)	ug/kg_{lipid}	3	3	100%	17900	25300	24000	22400	3950
Aroclor PCBs	Total Aroclor PCBs (Sum Of 9 Aroclors)	ug/kg_{lipid}	3	3	100%	17900	25300	24000	22400	3950
Dioxins/Furans	1,2,3,4,6,7,8-HpCDD	ng/kg_{lipid}	3	3	100%	43.6	53.8	44.7	47.4	5.57
Dioxins/Furans	1,2,3,4,6,7,8-HpCDF	ng/kg_{lipid}	3	3	100%	121	196	124	147	42.7
Dioxins/Furans	1,2,3,4,7,8,9-HpCDF	ng/kg_{lipid}	3	3	100%	2.21	4.13	3.06	3.13	0.962
Dioxins/Furans	1,2,3,4,7,8-HxCDD	ng/kg_{lipid}	3	3	100%	11.9	17.5	16.0	15.1	2.9
Dioxins/Furans	1,2,3,4,7,8-HxCDF	ng/kg_{lipid}	3	3	100%	167	220	185	191	26.8
Dioxins/Furans	1,2,3,6,7,8-HxCDD	ng/kg_{lipid}	3	3	100%	43.6	50.0	44.5	46	3.47
Dioxins/Furans	1,2,3,6,7,8-HxCDF	ng/kg_{lipid}	3	3	100%	25.1	78.7	32.7	45.5	29
Dioxins/Furans	1,2,3,7,8,9-HxCDD	ng/kg_{lipid}	3	3	100%	9.91	14.0	10.1	11.3	2.29
Dioxins/Furans	1,2,3,7,8,9-HxCDF	ng/kg_{lipid}	3	3	100%	2.02	2.29	2.11	2.14	0.137
Dioxins/Furans	1,2,3,7,8-PCDD	ng/kg_{lipid}	3	1	33%	46.6	46.6	NA	NA	NA
Dioxins/Furans	1,2,3,7,8-PCDF	ng/kg_{lipid}	3	3	100%	59.1	65.7	63.0	62.6	3.35
Dioxins/Furans	2,3,4,6,7,8-HxCDF	ng/kg_{lipid}	3	3	100%	16.0	16.6	16.0	16.2	0.364
Dioxins/Furans	2,3,4,7,8-PCDF	ng/kg_{lipid}	3	3	100%	249	298	268	272	24.7
Dioxins/Furans	2,3,7,8-TCDD	ng/kg_{lipid}	3	3	100%	708	1016	830	851	155
Dioxins/Furans	2,3,7,8-TCDF	ng/kg_{lipid}	3	3	100%	130	188	171	163	29.8
Dioxins/Furans	OCDD	ng/kg_{lipid}	3	3	100%	71.1	99.1	76.6	82.3	14.8
Dioxins/Furans	OCDF	ng/kg_{lipid}	3	3	100%	5.75	7.32	6.55	6.54	0.785
PCB Congeners	PCB-10	ng/kg_{lipid}	3	3	100%	3396	3786	3774	3650	221
PCB Congeners	PCB-103	ng/kg_{lipid}	3	3	100%	21698	28929	26981	25900	3740
PCB Congeners	PCB-104	ng/kg_{lipid}	3	3	100%	2943	4429	3472	3610	753
PCB Congeners	PCB-105	ng/kg_{lipid}	3	3	100%	330189	405357	403774	380000	42900
PCB Congeners	PCB-107	ng/kg_{lipid}	3	3	100%	113019	126250	125283	122000	7380
PCB Congeners	PCB-108/124	ng/kg_{lipid}	3	3	100%	40377	50000	49434	46600	5400
PCB Congeners	PCB-11	ng/kg_{lipid}	3	3	100%	3906	5321	4453	4560	714
PCB Congeners	PCB-110/115	ng/kg_{lipid}	3	3	100%	954717	1462500	1245283	1220000	255000
PCB Congeners	PCB-111	ng/kg_{lipid}	3	3	100%	1740	2089	1808	1880	185
PCB Congeners	PCB-112	ng/kg_{lipid}	2	2	67%	4453	4472	4462	4460	13.3
PCB Congeners	PCB-114	ng/kg_{lipid}	3	3	100%	25094	30000	29643	28200	2740
PCB Congeners	PCB-118	ng/kg_{lipid}	3	3	100%	1269811	1626786	1558491	1490000	189000
PCB Congeners	PCB-12/13	ng/kg_{lipid}	3	3	100%	485	648	564	566	81.7
PCB Congeners	PCB-120	ng/kg_{lipid}	3	3	100%	8170	10393	8943	9170	1130
PCB Congeners	PCB-121	ng/kg_{lipid}	3	3	100%	1123	1402	1247	1260	140
PCB Congeners	PCB-122	ng/kg_{lipid}	3	3	100%	8604	12849	12000	11200	2250
PCB Congeners	PCB-123	ng/kg_{lipid}	3	3	100%	23585	32679	30189	28800	4700
PCB Congeners	PCB-126	ng/kg_{lipid}	3	3	100%	3358	4125	3792	3760	384
PCB Congeners	PCB-127	ng/kg_{lipid}	3	3	100%	2151	2179	2151	2160	16
PCB Congeners	PCB-128/166	ng/kg_{lipid}	3	3	100%	121887	160536	143962	142000	19400
PCB Congeners	PCB-129/138/163	ng/kg_{lipid}	3	3	100%	1307547	1803571	1630189	1580000	252000
PCB Congeners	PCB-133	ng/kg_{lipid}	3	3	100%	42500	46415	43774	44200	2000
PCB Congeners	PCB-135/151	ng/kg_{lipid}	3	3	100%	330189	398214	383019	370000	35700
PCB Congeners	PCB-136	ng/kg_{lipid}	3	3	100%	73396	92321	90000	85200	10300
PCB Congeners	PCB-137	ng/kg_{lipid}	1	1	33%	64464	64464	NA	NA	NA
PCB Congeners	PCB-139/140	ng/kg_{lipid}	1	1	33%	26071	26071	NA	NA	NA
PCB Congeners	PCB-141	ng/kg_{lipid}	3	3	100%	205660	233962	212500	217000	14800
PCB Congeners	PCB-144	ng/kg_{lipid}	2	2	67%	38113	45472	41792	41800	5200
PCB Congeners	PCB-145	ng/kg_{lipid}	3	3	100%	306	366	323	331	31.2
PCB Congeners	PCB-147/149	ng/kg_{lipid}	3	3	100%	733962	980357	900000	871000	126000
PCB Congeners	PCB-148	ng/kg_{lipid}	3	3	100%	5189	6446	5642	5760	637
PCB Congeners	PCB-15	ng/kg_{lipid}	3	3	100%	584	851	609	681	147
PCB Congeners	PCB-150	ng/kg_{lipid}	3	3	100%	4358	5696	5528	5190	729
PCB Congeners	PCB-152	ng/kg_{lipid}	3	3	100%	1374	1709	1487	1520	171
PCB Congeners	PCB-153/168	ng/kg_{lipid}	3	3	100%	1483019	2035714	1858491	1790000	282000
PCB Congeners	PCB-154	ng/kg_{lipid}	3	3	100%	38491	48929	45094	44200	5280

Table 3-53
Statistical Summary of Detected Analytes by Zone - White Perch (Livers) - Lipid Normalized

Parameter Group	Analyte	Units	Number of Valid Results[1]	Number of Detects	Detection Frequency	Minimum Detect	Maximum Detect	Median Value	Mean of Detects	Standard Deviation
PCB Congeners	PCB-155	ng/kg_{lipid}	3	3	100%	10094	15339	12774	12700	2620
PCB Congeners	PCB-156/157	ng/kg_{lipid}	3	3	100%	134340	155660	148929	146000	10900
PCB Congeners	PCB-158	ng/kg_{lipid}	3	3	100%	97925	115357	115094	109000	9990
PCB Congeners	PCB-16	ng/kg_{lipid}	3	3	100%	52075	73393	68491	64700	11200
PCB Congeners	PCB-162	ng/kg_{lipid}	3	3	100%	6660	8500	7019	7390	975
PCB Congeners	PCB-164	ng/kg_{lipid}	1	1	33%	77679	77679	NA	NA	NA
PCB Congeners	PCB-167	ng/kg_{lipid}	3	3	100%	59245	64528	61429	61700	2650
PCB Congeners	PCB-17	ng/kg_{lipid}	3	3	100%	106038	147857	137547	130000	21800
PCB Congeners	PCB-170	ng/kg_{lipid}	3	3	100%	267925	330357	311321	303000	32000
PCB Congeners	PCB-172	ng/kg_{lipid}	3	3	100%	60755	71786	67736	66800	5580
PCB Congeners	PCB-176	ng/kg_{lipid}	3	3	100%	18377	23036	22075	21200	2460
PCB Congeners	PCB-178	ng/kg_{lipid}	1	1	33%	102143	102143	NA	NA	NA
PCB Congeners	PCB-179	ng/kg_{lipid}	3	3	100%	71887	90179	86038	82700	9590
PCB Congeners	PCB-18/30	ng/kg_{lipid}	3	3	100%	165472	232143	220755	206000	35700
PCB Congeners	PCB-180/193	ng/kg_{lipid}	2	2	67%	811321	1055357	933339	933000	173000
PCB Congeners	PCB-183/185	ng/kg_{lipid}	1	1	33%	284906	284906	NA	NA	NA
PCB Congeners	PCB-184	ng/kg_{lipid}	3	3	100%	1857	2446	1943	2080	318
PCB Congeners	PCB-188	ng/kg_{lipid}	3	3	100%	3189	4161	3698	3680	486
PCB Congeners	PCB-189	ng/kg_{lipid}	1	1	33%	14500	14500	NA	NA	NA
PCB Congeners	PCB-19	ng/kg_{lipid}	3	3	100%	27925	34643	33208	31900	3540
PCB Congeners	PCB-190	ng/kg_{lipid}	3	3	100%	64528	75714	74906	71700	6240
PCB Congeners	PCB-191	ng/kg_{lipid}	3	3	100%	12245	14393	14358	13700	1230
PCB Congeners	PCB-194	ng/kg_{lipid}	3	3	100%	173585	205357	187736	189000	15900
PCB Congeners	PCB-195	ng/kg_{lipid}	3	3	100%	61509	73393	65472	66800	6050
PCB Congeners	PCB-196	ng/kg_{lipid}	3	3	100%	86415	99643	89434	91800	6930
PCB Congeners	PCB-198/199	ng/kg_{lipid}	3	3	100%	226415	271429	228302	242000	25500
PCB Congeners	PCB-2	ng/kg_{lipid}	3	3	100%	85.7	100	88.9	91.6	7.73
PCB Congeners	PCB-20/28	ng/kg_{lipid}	3	3	100%	601887	919643	884906	802000	174000
PCB Congeners	PCB-201	ng/kg_{lipid}	3	3	100%	26038	30000	26038	27400	2290
PCB Congeners	PCB-202	ng/kg_{lipid}	3	3	100%	99245	120000	110755	110000	10400
PCB Congeners	PCB-203	ng/kg_{lipid}	3	3	100%	153396	187500	161321	167000	17800
PCB Congeners	PCB-204	ng/kg_{lipid}	3	3	100%	328	454	402	395	63
PCB Congeners	PCB-205	ng/kg_{lipid}	3	3	100%	7849	9018	8358	8410	586
PCB Congeners	PCB-207	ng/kg_{lipid}	3	3	100%	12528	14589	12698	13300	1140
PCB Congeners	PCB-208	ng/kg_{lipid}	3	3	100%	36415	47143	37358	40300	5940
PCB Congeners	PCB-209	ng/kg_{lipid}	3	3	100%	50000	62500	52830	55100	6550
PCB Congeners	PCB-21/33	ng/kg_{lipid}	3	3	100%	82264	111698	108929	101000	16300
PCB Congeners	PCB-22	ng/kg_{lipid}	3	3	100%	144906	200000	187500	177000	28900
PCB Congeners	PCB-23	ng/kg_{lipid}	3	3	100%	258	320	313	297	33.6
PCB Congeners	PCB-25	ng/kg_{lipid}	3	3	100%	70755	120566	106964	99400	25700
PCB Congeners	PCB-26/29	ng/kg_{lipid}	3	3	100%	106038	172453	162500	147000	35800
PCB Congeners	PCB-27	ng/kg_{lipid}	3	3	100%	23962	33214	28679	28600	4630
PCB Congeners	PCB-3	ng/kg_{lipid}	3	3	100%	152	283	196	210	66.8
PCB Congeners	PCB-31	ng/kg_{lipid}	3	3	100%	271698	483929	407547	388000	107000
PCB Congeners	PCB-32	ng/kg_{lipid}	3	3	100%	101321	137925	117321	119000	18400
PCB Congeners	PCB-34	ng/kg_{lipid}	3	3	100%	4679	6750	6698	6040	1180
PCB Congeners	PCB-37	ng/kg_{lipid}	3	3	100%	9585	13482	13094	12100	2150
PCB Congeners	PCB-38	ng/kg_{lipid}	3	3	100%	413	761	585	586	174
PCB Congeners	PCB-39	ng/kg_{lipid}	3	3	100%	2094	3857	3151	3030	887
PCB Congeners	PCB-4	ng/kg_{lipid}	3	3	100%	36415	38036	37170	37200	811
PCB Congeners	PCB-40/71	ng/kg_{lipid}	3	3	100%	315094	485714	454717	419000	90900
PCB Congeners	PCB-41	ng/kg_{lipid}	3	3	100%	19057	26792	21607	22500	3940
PCB Congeners	PCB-42	ng/kg_{lipid}	3	3	100%	226415	326786	313208	289000	54500
PCB Congeners	PCB-43	ng/kg_{lipid}	3	3	100%	31132	45357	44340	40300	7940
PCB Congeners	PCB-44/47/65	ng/kg_{lipid}	3	3	100%	869811	1387500	1226415	1160000	265000

Table 3-53
Statistical Summary of Detected Analytes by Zone - White Perch (Livers) - Lipid Normalized

Parameter Group	Analyte	Units	Number of Valid Results[1]	Number of Detects	Detection Frequency	Minimum Detect	Maximum Detect	Median Value	Mean of Detects	Standard Deviation
PCB Congeners	PCB-45	ng/kg_{lipid}	3	3	100%	66981	86604	79286	77600	9920
PCB Congeners	PCB-46	ng/kg_{lipid}	3	3	100%	26981	38302	36250	33800	6030
PCB Congeners	PCB-48	ng/kg_{lipid}	3	3	100%	106792	153036	144906	135000	24700
PCB Congeners	PCB-49/69	ng/kg_{lipid}	3	3	100%	716981	1151786	1028302	966000	224000
PCB Congeners	PCB-5	ng/kg_{lipid}	3	2	67%	319	321	320	320	1.33
PCB Congeners	PCB-50/53	ng/kg_{lipid}	3	3	100%	120943	159623	154464	145000	21000
PCB Congeners	PCB-51	ng/kg_{lipid}	3	3	100%	75660	112679	100189	96200	18800
PCB Congeners	PCB-52	ng/kg_{lipid}	3	3	100%	1001887	1635714	1450943	1360000	326000
PCB Congeners	PCB-54	ng/kg_{lipid}	3	3	100%	4792	5982	4811	5200	681
PCB Congeners	PCB-55	ng/kg_{lipid}	3	3	100%	3755	5830	4946	4840	1040
PCB Congeners	PCB-56	ng/kg_{lipid}	3	3	100%	237736	337736	335714	304000	57200
PCB Congeners	PCB-57	ng/kg_{lipid}	3	3	100%	4660	6839	6623	6040	1200
PCB Congeners	PCB-58	ng/kg_{lipid}	3	3	100%	5264	7500	6830	6530	1150
PCB Congeners	PCB-6	ng/kg_{lipid}	3	3	100%	11057	18302	13821	14400	3660
PCB Congeners	PCB-60	ng/kg_{lipid}	3	3	100%	107925	148036	136604	131000	20700
PCB Congeners	PCB-61/70/74/76	ng/kg_{lipid}	3	3	100%	1430189	2142857	2094340	1890000	398000
PCB Congeners	PCB-62/75	ng/kg_{lipid}	3	3	100%	73585	105357	96415	91800	16400
PCB Congeners	PCB-63	ng/kg_{lipid}	3	3	100%	49811	63774	59107	57600	7110
PCB Congeners	PCB-64	ng/kg_{lipid}	3	3	100%	335849	491071	464151	430000	82900
PCB Congeners	PCB-66	ng/kg_{lipid}	3	3	100%	975472	1569643	1390566	1310000	305000
PCB Congeners	PCB-67	ng/kg_{lipid}	3	3	100%	22264	32500	31321	28700	5600
PCB Congeners	PCB-68	ng/kg_{lipid}	3	3	100%	15660	21250	19057	18700	2820
PCB Congeners	PCB-7	ng/kg_{lipid}	3	3	100%	1125	1289	1238	1220	84
PCB Congeners	PCB-72	ng/kg_{lipid}	3	3	100%	21132	30000	26415	25800	4460
PCB Congeners	PCB-73	ng/kg_{lipid}	3	3	100%	3434	5054	3925	4140	831
PCB Congeners	PCB-77	ng/kg_{lipid}	3	3	100%	44528	56226	55893	52200	6660
PCB Congeners	PCB-79	ng/kg_{lipid}	3	3	100%	7528	11411	9302	9410	1940
PCB Congeners	PCB-8	ng/kg_{lipid}	3	3	100%	29057	34717	34286	32700	3150
PCB Congeners	PCB-81	ng/kg_{lipid}	3	3	100%	1906	2214	2151	2090	163
PCB Congeners	PCB-82	ng/kg_{lipid}	3	3	100%	60566	88036	81321	76600	14300
PCB Congeners	PCB-83	ng/kg_{lipid}	3	3	100%	48113	54286	52830	51700	3230
PCB Congeners	PCB-84	ng/kg_{lipid}	3	3	100%	158113	210714	203774	191000	28600
PCB Congeners	PCB-85/116/117	ng/kg_{lipid}	3	3	100%	188679	255357	233962	226000	34000
PCB Congeners	PCB-86/87/97/109/119/125	ng/kg_{lipid}	3	3	100%	526415	725000	664151	639000	102000
PCB Congeners	PCB-89	ng/kg_{lipid}	3	3	100%	8868	12340	12107	11100	1940
PCB Congeners	PCB-9	ng/kg_{lipid}	3	3	100%	1662	2075	1736	1820	220
PCB Congeners	PCB-90/101/113	ng/kg_{lipid}	3	3	100%	1020755	1539286	1335849	1300000	261000
PCB Congeners	PCB-91	ng/kg_{lipid}	3	3	100%	173962	232143	216981	208000	30200
PCB Congeners	PCB-93/100	ng/kg_{lipid}	3	3	100%	46604	61250	53774	53900	7320
PCB Congeners	PCB-94	ng/kg_{lipid}	3	3	100%	10925	14571	13226	12900	1840
PCB Congeners	PCB-95	ng/kg_{lipid}	3	3	100%	577358	1008929	788679	792000	216000
PCB Congeners	PCB-96	ng/kg_{lipid}	3	3	100%	6189	8358	8268	7610	1230
PCB Congeners	PCB-98/102	ng/kg_{lipid}	3	3	100%	50377	73571	68868	64300	12300
PCB Congeners	PCB-99	ng/kg_{lipid}	2	2	67%	737736	928302	833019	833000	135000
PCB Congeners	Total PCB Congeners (209)	ng/kg_{lipid}	3	3	100%	22200000	30700000	28200000	27000000	4370000
Pesticides	2,4'-DDD	pg/g_{lipid}	3	3	100%	260714	809434	654717	575000	283000
Pesticides	2,4'-DDE	pg/g_{lipid}	3	3	100%	116786	405660	281132	268000	145000
Pesticides	2,4'-DDT	pg/g_{lipid}	3	3	100%	6500	29245	26415	20700	12400
Pesticides	4,4'-DDD	pg/g_{lipid}	3	3	100%	1130357	2471698	2415094	2010000	759000
Pesticides	4,4'-DDE	pg/g_{lipid}	3	3	100%	1666071	3000000	2528302	2400000	676000
Pesticides	4,4'-DDT	pg/g_{lipid}	3	3	100%	24286	108679	93019	75300	44900
Pesticides	Aldrin	pg/g_{lipid}	3	2	67%	895	1242	1068	1070	245
Pesticides	Alpha BHC	pg/g_{lipid}	3	2	67%	877	1094	986	986	153
Pesticides	Beta BHC	pg/g_{lipid}	3	3	100%	909	1191	1160	1090	155
Pesticides	cis-Chlordane	pg/g_{lipid}	3	3	100%	133214	447170	432075	337000	177000

Table 3-53
Statistical Summary of Detected Analytes by Zone - White Perch (Livers) - Lipid Normalized

Parameter Group	Analyte	Units	Number of Valid Results[1]	Number of Detects	Detection Frequency	Minimum Detect	Maximum Detect	Median Value	Mean of Detects	Standard Deviation
Pesticides	cis-Nonachlor	pg/g_{lipid}	3	3	100%	138929	181509	166226	162000	21600
Pesticides	Dieldrin	pg/g_{lipid}	3	3	100%	164107	256604	239623	220000	49200
Pesticides	Gamma BHC (Lindane)	pg/g_{lipid}	3	2	67%	523	570	547	547	33
Pesticides	Heptachlor	pg/g_{lipid}	3	1	33%	364	364	NA	NA	NA
Pesticides	Heptachlor epoxide	pg/g_{lipid}	3	3	100%	33036	43774	41321	39400	5630
Pesticides	Hexachlorobenzene	pg/g_{lipid}	3	3	100%	28214	51132	42830	40700	11600
Pesticides	Mirex	pg/g_{lipid}	3	3	100%	6732	10358	8585	8560	1810
Pesticides	Oxychlordane	pg/g_{lipid}	3	3	100%	60714	85849	72453	73000	12600
Pesticides	Total Alpha + Gamma Chlordane	pg/g_{lipid}	3	3	100%	210000	557000	547000	438000	198000
Pesticides	Total DDT (2,4 & 4,4)	pg/g_{lipid}	3	3	100%	3200000	6810000	6020000	5340000	1900000
Pesticides	Total DDT (2,4)	pg/g_{lipid}	3	3	100%	384000	1240000	965000	863000	437000
Pesticides	Total DDT (4,4)	pg/g_{lipid}	3	3	100%	2820000	5560000	5050000	4480000	1460000
Pesticides	Trans-chlordane	pg/g_{lipid}	3	3	100%	77143	114717	110000	101000	20500
Pesticides	Trans-nonachlor	pg/g_{lipid}	3	3	100%	403571	533962	428302	455000	69300
Semivolatiles	Benzaldehyde	ug/kg_{lipid}	3	3	100%	24528	54717	50000	43100	16200
Semivolatiles	C2-Naphthalenes	ug/kg_{lipid}	3	1	33%	268	268	NA	NA	NA
Semivolatiles	Fluoranthene	ug/kg_{lipid}	3	1	33%	357	357	NA	NA	NA
Semivolatiles	Naphthalene	ug/kg_{lipid}	3	1	33%	491	491	NA	NA	NA
Semivolatiles	Perylene	ug/kg_{lipid}	3	1	33%	1321	1321	NA	NA	NA
Semivolatiles	Total HMW PAHs	ug/kg_{lipid}	3	1	33%	357	357	NA	NA	NA
Semivolatiles	Total LMW PAHs	ug/kg_{lipid}	3	1	33%	491	491	NA	NA	NA
Semivolatiles	Total PAHs	ug/kg_{lipid}	3	2	67%	357	491	424	424	94.8
SOUTH ZONE										
Dioxins/Furans	1,2,3,4,6,7,8-HpCDD	ng/kg_{lipid}	5	5	100%	32.0	55.9	49.5	47.7	9.34
Dioxins/Furans	1,2,3,4,6,7,8-HpCDF	ng/kg_{lipid}	5	5	100%	63.9	141	76.1	89.9	30.4
Dioxins/Furans	1,2,3,4,7,8,9-HpCDF	ng/kg_{lipid}	5	5	100%	2.72	4.98	3.58	3.65	0.872
Dioxins/Furans	1,2,3,4,7,8-HxCDD	ng/kg_{lipid}	5	5	100%	12.1	21.1	18.4	17.1	3.62
Dioxins/Furans	1,2,3,4,7,8-HxCDF	ng/kg_{lipid}	5	5	100%	26.8	120.8	45.8	58.6	36.3
Dioxins/Furans	1,2,3,6,7,8-HxCDD	ng/kg_{lipid}	5	5	100%	44.8	67.3	60.3	58.8	9.07
Dioxins/Furans	1,2,3,6,7,8-HxCDF	ng/kg_{lipid}	5	5	100%	36.1	54.3	43.1	45.1	8.3
Dioxins/Furans	1,2,3,7,8,9-HxCDD	ng/kg_{lipid}	5	5	100%	11.1	14.3	13.6	13	1.45
Dioxins/Furans	1,2,3,7,8,9-HxCDF	ng/kg_{lipid}	5	5	100%	1.52	3.22	1.78	2.24	0.869
Dioxins/Furans	1,2,3,7,8-PCDD	ng/kg_{lipid}	5	3	60%	59.4	64.1	59.7	61.1	2.6
Dioxins/Furans	1,2,3,7,8-PCDF	ng/kg_{lipid}	5	5	100%	29.8	48.0	44.6	41.5	7.17
Dioxins/Furans	2,3,4,6,7,8-HxCDF	ng/kg_{lipid}	5	5	100%	9.37	16.6	11.4	11.9	2.76
Dioxins/Furans	2,3,4,7,8-PCDF	ng/kg_{lipid}	5	5	100%	89.6	235	138	149	53
Dioxins/Furans	2,3,7,8-TCDD	ng/kg_{lipid}	5	5	100%	111	772	288	381	254
Dioxins/Furans	2,3,7,8-TCDF	ng/kg_{lipid}	5	5	100%	159	208	182	183	17.6
Dioxins/Furans	OCDD	ng/kg_{lipid}	5	5	100%	77.1	133	118	111	23.3
Dioxins/Furans	OCDF	ng/kg_{lipid}	5	5	100%	3.61	6.61	4.97	5.01	1.29
PCB Congeners	PCB-1	ng/kg_{lipid}	5	5	100%	4329	7032	5209	5390	1040
PCB Congeners	PCB-10	ng/kg_{lipid}	5	5	100%	3110	9063	5075	5430	2420
PCB Congeners	PCB-103	ng/kg_{lipid}	5	5	100%	12805	30635	20746	21900	6730
PCB Congeners	PCB-104	ng/kg_{lipid}	5	5	100%	1293	2946	1931	2160	681
PCB Congeners	PCB-105	ng/kg_{lipid}	5	5	100%	217073	377778	283582	299000	60500
PCB Congeners	PCB-106	ng/kg_{lipid}	5	2	40%	195	379	287	287	130
PCB Congeners	PCB-107	ng/kg_{lipid}	5	5	100%	66341	112063	85000	88200	17300
PCB Congeners	PCB-108/124	ng/kg_{lipid}	5	5	100%	24390	43810	36081	34600	7080
PCB Congeners	PCB-11	ng/kg_{lipid}	5	5	100%	3878	7984	5415	5800	1550
PCB Congeners	PCB-110/115	ng/kg_{lipid}	5	5	100%	686585	1520635	1200000	1160000	299000
PCB Congeners	PCB-111	ng/kg_{lipid}	5	5	100%	1138	1952	1676	1630	306
PCB Congeners	PCB-112	ng/kg_{lipid}	5	3	60%	1681	888889	2171	298000	512000
PCB Congeners	PCB-114	ng/kg_{lipid}	5	5	100%	17561	31587	22973	24200	5310
PCB Congeners	PCB-118	ng/kg_{lipid}	5	5	100%	859756	1431746	1107463	1170000	237000
PCB Congeners	PCB-12/13	ng/kg_{lipid}	5	5	100%	696	1035	853	869	123

Table 3-53
Statistical Summary of Detected Analytes by Zone - White Perch (Livers) - Lipid Normalized

Parameter Group	Analyte	Units	Number of Valid Results[1]	Number of Detects	Detection Frequency	Minimum Detect	Maximum Detect	Median Value	Mean of Detects	Standard Deviation
PCB Congeners	PCB-120	ng/kg_{lipid}	5	5	100%	5207	10270	8431	8100	1830
PCB Congeners	PCB-121	ng/kg_{lipid}	5	5	100%	627	1413	979	1020	288
PCB Congeners	PCB-122	ng/kg_{lipid}	5	4	80%	6012	12413	8608	8910	2640
PCB Congeners	PCB-123	ng/kg_{lipid}	5	5	100%	16585	27937	24730	23100	4380
PCB Congeners	PCB-126	ng/kg_{lipid}	4	4	80%	2625	10222	7635	7030	3180
PCB Congeners	PCB-127	ng/kg_{lipid}	5	5	100%	1013	2162	2032	1860	481
PCB Congeners	PCB-128/166	ng/kg_{lipid}	5	5	100%	80976	169841	127910	131000	33200
PCB Congeners	PCB-129/138/163	ng/kg_{lipid}	5	5	100%	903659	1793651	1482090	1440000	349000
PCB Congeners	PCB-130	ng/kg_{lipid}	5	5	100%	44390	80317	65075	64500	12900
PCB Congeners	PCB-131	ng/kg_{lipid}	4	4	80%	5366	11508	9481	8960	2580
PCB Congeners	PCB-132	ng/kg_{lipid}	4	4	80%	150000	277778	232493	223000	53300
PCB Congeners	PCB-133	ng/kg_{lipid}	5	5	100%	20366	39206	29104	30300	7020
PCB Congeners	PCB-134	ng/kg_{lipid}	5	5	100%	27073	58889	50000	46200	12000
PCB Congeners	PCB-135/151	ng/kg_{lipid}	3	3	60%	278049	560317	431343	423000	141000
PCB Congeners	PCB-136	ng/kg_{lipid}	2	2	40%	99254	132063	115659	116000	23200
PCB Congeners	PCB-137	ng/kg_{lipid}	5	5	100%	41585	77778	64328	61900	13600
PCB Congeners	PCB-139/140	ng/kg_{lipid}	5	5	100%	14024	26825	22361	21400	4640
PCB Congeners	PCB-14	ng/kg_{lipid}	5	1	20%	12.3	12.3	NA	NA	NA
PCB Congeners	PCB-141	ng/kg_{lipid}	5	5	100%	120854	220635	160811	172000	38500
PCB Congeners	PCB-142	ng/kg_{lipid}	4	2	40%	110	330	220	220	155
PCB Congeners	PCB-143	ng/kg_{lipid}	5	2	40%	1622	1944	1783	1780	228
PCB Congeners	PCB-144	ng/kg_{lipid}	4	4	80%	33415	62857	51062	49600	12100
PCB Congeners	PCB-145	ng/kg_{lipid}	2	2	40%	446	556	501	501	77.3
PCB Congeners	PCB-146	ng/kg_{lipid}	3	3	60%	248649	326984	262687	279000	41800
PCB Congeners	PCB-147/149	ng/kg_{lipid}	5	5	100%	482927	904762	786567	753000	159000
PCB Congeners	PCB-148	ng/kg_{lipid}	2	2	40%	5567	7206	6387	6390	1160
PCB Congeners	PCB-15	ng/kg_{lipid}	4	4	80%	1370	2159	1554	1660	344
PCB Congeners	PCB-150	ng/kg_{lipid}	2	2	40%	3955	5365	4660	4660	997
PCB Congeners	PCB-152	ng/kg_{lipid}	2	2	40%	1418	1889	1653	1650	333
PCB Congeners	PCB-153/168	ng/kg_{lipid}	5	5	100%	919512	1873016	1552239	1490000	373000
PCB Congeners	PCB-154	ng/kg_{lipid}	2	2	40%	36269	48254	42261	42300	8470
PCB Congeners	PCB-155	ng/kg_{lipid}	5	5	100%	2402	7108	4306	4600	1830
PCB Congeners	PCB-156/157	ng/kg_{lipid}	5	5	100%	94512	157778	118657	125000	24400
PCB Congeners	PCB-158	ng/kg_{lipid}	5	5	100%	68293	131270	100597	102000	23200
PCB Congeners	PCB-159	ng/kg_{lipid}	5	3	60%	172	6905	251	2440	3860
PCB Congeners	PCB-16	ng/kg_{lipid}	5	5	100%	34756	85873	52239	57900	19200
PCB Congeners	PCB-160	ng/kg_{lipid}	5	1	20%	626	626	NA	NA	NA
PCB Congeners	PCB-162	ng/kg_{lipid}	5	5	100%	7183	12317	10392	10000	1880
PCB Congeners	PCB-164	ng/kg_{lipid}	5	5	100%	39390	82381	63514	62800	15300
PCB Congeners	PCB-165	ng/kg_{lipid}	3	3	60%	1174	1459	1203	1280	157
PCB Congeners	PCB-167	ng/kg_{lipid}	5	5	100%	38049	61429	46892	49800	9050
PCB Congeners	PCB-169	ng/kg_{lipid}	5	2	40%	113	156	134	134	29.9
PCB Congeners	PCB-17	ng/kg_{lipid}	5	5	100%	72927	173016	106119	117000	38500
PCB Congeners	PCB-170	ng/kg_{lipid}	5	5	100%	157317	292063	235135	237000	53600
PCB Congeners	PCB-171/173	ng/kg_{lipid}	3	3	60%	67164	93016	71757	77300	13800
PCB Congeners	PCB-172	ng/kg_{lipid}	5	5	100%	37073	69841	55811	55500	12100
PCB Congeners	PCB-174	ng/kg_{lipid}	3	3	60%	156716	206349	175676	180000	25000
PCB Congeners	PCB-175	ng/kg_{lipid}	2	2	40%	15075	20476	17775	17800	3820
PCB Congeners	PCB-176	ng/kg_{lipid}	5	5	100%	16463	31429	25522	24600	5680
PCB Congeners	PCB-177	ng/kg_{lipid}	3	3	60%	112239	140794	119324	124000	14900
PCB Congeners	PCB-178	ng/kg_{lipid}	5	5	100%	65244	131587	102239	101000	23600
PCB Congeners	PCB-179	ng/kg_{lipid}	5	5	100%	60244	117143	97910	93700	22100
PCB Congeners	PCB-18/30	ng/kg_{lipid}	5	5	100%	134146	303175	180597	201000	66000
PCB Congeners	PCB-180/193	ng/kg_{lipid}	5	5	100%	478049	947619	743284	764000	188000
PCB Congeners	PCB-181	ng/kg_{lipid}	3	3	60%	2851	3810	3041	3230	508

Table 3-53
Statistical Summary of Detected Analytes by Zone - White Perch (Livers) - Lipid Normalized

Parameter Group	Analyte	Units	Number of Valid Results[1]	Number of Detects	Detection Frequency	Minimum Detect	Maximum Detect	Median Value	Mean of Detects	Standard Deviation
PCB Congeners	PCB-182	ng/kg_{lipid}	3	3	60%	2612	3921	2757	3100	717
PCB Congeners	PCB-183/185	ng/kg_{lipid}	3	3	60%	211940	292063	232432	245000	41600
PCB Congeners	PCB-184	ng/kg_{lipid}	5	5	100%	856	1825	1294	1380	431
PCB Congeners	PCB-186	ng/kg_{lipid}	5	1	20%	122	122	NA	NA	NA
PCB Congeners	PCB-187	ng/kg_{lipid}	2	2	40%	667164	877778	772471	772000	149000
PCB Congeners	PCB-188	ng/kg_{lipid}	5	5	100%	1537	2857	2292	2250	492
PCB Congeners	PCB-189	ng/kg_{lipid}	5	5	100%	8049	14270	11433	11400	2260
PCB Congeners	PCB-19	ng/kg_{lipid}	5	5	100%	21098	48730	27313	31100	10600
PCB Congeners	PCB-190	ng/kg_{lipid}	5	5	100%	36707	69841	56622	56400	13000
PCB Congeners	PCB-191	ng/kg_{lipid}	5	5	100%	6793	12571	10054	10200	2280
PCB Congeners	PCB-192	ng/kg_{lipid}	5	1	20%	123	123	NA	NA	NA
PCB Congeners	PCB-194	ng/kg_{lipid}	5	5	100%	84512	147460	122027	120000	25300
PCB Congeners	PCB-195	ng/kg_{lipid}	5	5	100%	30122	65238	42162	44800	13300
PCB Congeners	PCB-196	ng/kg_{lipid}	5	5	100%	48659	101905	67027	70700	19800
PCB Congeners	PCB-197/200	ng/kg_{lipid}	5	5	100%	9902	22063	13075	14400	4620
PCB Congeners	PCB-198/199	ng/kg_{lipid}	5	5	100%	147561	320635	202778	214000	64300
PCB Congeners	PCB-2	ng/kg_{lipid}	5	5	100%	129	194	144	153	25.9
PCB Congeners	PCB-20/28	ng/kg_{lipid}	5	5	100%	374390	584127	512162	488000	83400
PCB Congeners	PCB-201	ng/kg_{lipid}	5	5	100%	17317	38730	22537	25100	8100
PCB Congeners	PCB-202	ng/kg_{lipid}	5	5	100%	52195	92857	78889	76000	14900
PCB Congeners	PCB-203	ng/kg_{lipid}	5	5	100%	90854	209524	133919	139000	43700
PCB Congeners	PCB-204	ng/kg_{lipid}	5	4	80%	178	441	248	279	124
PCB Congeners	PCB-205	ng/kg_{lipid}	5	5	100%	4354	8175	6865	6580	1420
PCB Congeners	PCB-206	ng/kg_{lipid}	5	5	100%	65488	120317	95373	96200	20100
PCB Congeners	PCB-207	ng/kg_{lipid}	5	5	100%	5902	11413	9027	8880	1970
PCB Congeners	PCB-208	ng/kg_{lipid}	5	5	100%	24268	42540	33881	34000	6540
PCB Congeners	PCB-209	ng/kg_{lipid}	5	5	100%	42195	51905	42537	45000	4130
PCB Congeners	PCB-21/33	ng/kg_{lipid}	5	5	100%	57927	82698	79861	72800	12100
PCB Congeners	PCB-22	ng/kg_{lipid}	5	5	100%	90732	136032	119722	113000	18500
PCB Congeners	PCB-23	ng/kg_{lipid}	5	5	100%	237	303	259	266	26.7
PCB Congeners	PCB-24	ng/kg_{lipid}	5	2	40%	1256	1625	1441	1440	261
PCB Congeners	PCB-25	ng/kg_{lipid}	5	5	100%	44512	103016	51111	64900	24600
PCB Congeners	PCB-26/29	ng/kg_{lipid}	5	5	100%	78659	151587	88333	104000	30100
PCB Congeners	PCB-27	ng/kg_{lipid}	5	5	100%	24146	50794	35373	35600	10100
PCB Congeners	PCB-3	ng/kg_{lipid}	5	5	100%	276	391	314	324	42.4
PCB Congeners	PCB-31	ng/kg_{lipid}	5	5	100%	221951	382540	287500	293000	62000
PCB Congeners	PCB-32	ng/kg_{lipid}	5	5	100%	60244	123651	85694	87400	24200
PCB Congeners	PCB-34	ng/kg_{lipid}	5	5	100%	2476	4794	3028	3510	1020
PCB Congeners	PCB-35	ng/kg_{lipid}	5	5	100%	108	738	530	421	293
PCB Congeners	PCB-36	ng/kg_{lipid}	5	2	40%	15676	17302	16489	16500	1150
PCB Congeners	PCB-37	ng/kg_{lipid}	5	5	100%	13448	19841	16622	16800	2740
PCB Congeners	PCB-38	ng/kg_{lipid}	5	5	100%	304	503	393	402	85.2
PCB Congeners	PCB-39	ng/kg_{lipid}	5	5	100%	1878	3027	2653	2540	492
PCB Congeners	PCB-4	ng/kg_{lipid}	5	5	100%	32805	70317	45075	46800	14600
PCB Congeners	PCB-40/71	ng/kg_{lipid}	5	5	100%	197561	473016	294030	322000	103000
PCB Congeners	PCB-41	ng/kg_{lipid}	5	5	100%	13049	29841	22297	21400	6100
PCB Congeners	PCB-42	ng/kg_{lipid}	5	5	100%	134146	314286	201493	222000	69500
PCB Congeners	PCB-43	ng/kg_{lipid}	5	5	100%	19634	51111	28507	32100	12100
PCB Congeners	PCB-44/47/65	ng/kg_{lipid}	5	5	100%	531707	1233333	853731	890000	258000
PCB Congeners	PCB-45	ng/kg_{lipid}	5	5	100%	37195	82857	57500	60800	18700
PCB Congeners	PCB-46	ng/kg_{lipid}	5	5	100%	18659	43492	26716	29400	9550
PCB Congeners	PCB-48	ng/kg_{lipid}	5	5	100%	71341	144921	105672	112000	29400
PCB Congeners	PCB-49/69	ng/kg_{lipid}	5	5	100%	463415	1073016	759701	769000	224000
PCB Congeners	PCB-5	ng/kg_{lipid}	5	5	100%	152	322	264	241	68.1
PCB Congeners	PCB-50/53	ng/kg_{lipid}	5	5	100%	90610	198413	131493	137000	41800

Table 3-53
Statistical Summary of Detected Analytes by Zone - White Perch (Livers) - Lipid Normalized

Parameter Group	Analyte	Units	Number of Valid Results[1]	Number of Detects	Detection Frequency	Minimum Detect	Maximum Detect	Median Value	Mean of Detects	Standard Deviation
PCB Congeners	PCB-51	ng/kg_{lipid}	5	5	100%	55488	129206	86269	87100	29100
PCB Congeners	PCB-52	ng/kg_{lipid}	5	5	100%	687805	1582540	1105970	1130000	326000
PCB Congeners	PCB-54	ng/kg_{lipid}	5	5	100%	2951	5762	3761	4190	1090
PCB Congeners	PCB-55	ng/kg_{lipid}	5	3	60%	732	2972	2402	2040	1160
PCB Congeners	PCB-56	ng/kg_{lipid}	5	5	100%	157317	282540	236111	228000	49600
PCB Congeners	PCB-57	ng/kg_{lipid}	5	4	80%	2927	29683	15022	15700	13800
PCB Congeners	PCB-58	ng/kg_{lipid}	5	5	100%	2915	5683	4361	4330	1060
PCB Congeners	PCB-6	ng/kg_{lipid}	5	5	100%	8448	23175	11207	12600	6080
PCB Congeners	PCB-60	ng/kg_{lipid}	5	5	100%	78293	125397	103378	102000	18100
PCB Congeners	PCB-61/70/74/76	ng/kg_{lipid}	5	5	100%	857317	1531746	1364865	1260000	267000
PCB Congeners	PCB-62/75	ng/kg_{lipid}	5	5	100%	45854	98413	68472	72300	19500
PCB Congeners	PCB-63	ng/kg_{lipid}	5	5	100%	28293	50000	40000	38300	8310
PCB Congeners	PCB-64	ng/kg_{lipid}	5	5	100%	204878	471429	311940	331000	97700
PCB Congeners	PCB-66	ng/kg_{lipid}	5	5	100%	560976	1001587	836486	822000	177000
PCB Congeners	PCB-67	ng/kg_{lipid}	5	5	100%	12439	22222	17917	18000	4240
PCB Congeners	PCB-68	ng/kg_{lipid}	5	5	100%	9500	16032	13056	12800	2450
PCB Congeners	PCB-7	ng/kg_{lipid}	5	5	100%	882	1570	995	1100	271
PCB Congeners	PCB-72	ng/kg_{lipid}	5	5	100%	12561	21587	16667	17000	3370
PCB Congeners	PCB-73	ng/kg_{lipid}	5	2	40%	1793	3611	2702	2700	1290
PCB Congeners	PCB-77	ng/kg_{lipid}	5	5	100%	28171	50952	42162	39700	8700
PCB Congeners	PCB-78	ng/kg_{lipid}	5	1	20%	4743	4743	NA	NA	NA
PCB Congeners	PCB-79	ng/kg_{lipid}	5	5	100%	4671	7681	6492	6560	1220
PCB Congeners	PCB-8	ng/kg_{lipid}	5	5	100%	23731	41905	28780	30100	6900
PCB Congeners	PCB-80	ng/kg_{lipid}	5	2	40%	91.2	97.6	94.4	94.4	4.54
PCB Congeners	PCB-82	ng/kg_{lipid}	5	5	100%	42561	108254	77083	78300	23800
PCB Congeners	PCB-83	ng/kg_{lipid}	5	4	80%	35122	47838	47059	44300	6110
PCB Congeners	PCB-84	ng/kg_{lipid}	5	5	100%	104146	250794	161194	175000	54300
PCB Congeners	PCB-85/116/117	ng/kg_{lipid}	5	5	100%	129268	290476	217568	213000	57300
PCB Congeners	PCB-86/87/97/109/119/125	ng/kg_{lipid}	5	5	100%	385366	847619	604478	621000	165000
PCB Congeners	PCB-88	ng/kg_{lipid}	5	2	40%	665	724	695	695	41.8
PCB Congeners	PCB-89	ng/kg_{lipid}	5	5	100%	6524	16508	10597	11300	3680
PCB Congeners	PCB-9	ng/kg_{lipid}	5	5	100%	1245	2524	1472	1650	503
PCB Congeners	PCB-90/101/113	ng/kg_{lipid}	5	5	100%	726829	1650794	1262500	1240000	330000
PCB Congeners	PCB-91	ng/kg_{lipid}	2	2	40%	110244	168056	139150	139000	40900
PCB Congeners	PCB-92	ng/kg_{lipid}	4	4	80%	237313	338095	244463	266000	48200
PCB Congeners	PCB-93/100	ng/kg_{lipid}	5	5	100%	22073	57302	37015	40300	13600
PCB Congeners	PCB-94	ng/kg_{lipid}	5	5	100%	6354	17619	11015	11700	4260
PCB Congeners	PCB-95	ng/kg_{lipid}	5	5	100%	409756	733333	613514	600000	121000
PCB Congeners	PCB-96	ng/kg_{lipid}	3	3	60%	4354	8865	6236	6480	2270
PCB Congeners	PCB-98/102	ng/kg_{lipid}	5	5	100%	30610	82381	52836	55800	19500
PCB Congeners	PCB-99	ng/kg_{lipid}	5	5	100%	55556	856944	834328	621000	350000
PCB Congeners	Total PCB Congeners (209)	ng/kg_{lipid}	5	5	100%	15000000	32200000	24000000	23800000	6090000
Pesticides	2,4'-DDD	pg/g_{lipid}	5	5	100%	1268293	2500000	1797297	1820000	442000
Pesticides	2,4'-DDE	pg/g_{lipid}	5	5	100%	185366	726389	311111	369000	209000
Pesticides	2,4'-DDT	pg/g_{lipid}	5	5	100%	46508	86111	84030	71100	19600
Pesticides	4,4'-DDD	pg/g_{lipid}	5	5	100%	2914634	5805556	3891892	3980000	1130000
Pesticides	4,4'-DDE	pg/g_{lipid}	5	5	100%	1670732	4958333	2619048	2920000	1240000
Pesticides	4,4'-DDT	pg/g_{lipid}	5	5	100%	165079	308333	224324	224000	60500
Pesticides	Aldrin	pg/g_{lipid}	5	4	80%	1171	1925	1555	1550	310
Pesticides	Alpha BHC	pg/g_{lipid}	4	4	80%	2919	4958	3921	3930	834
Pesticides	Alpha endosulfan	pg/g_{lipid}	4	1	20%	21528	21528	NA	NA	NA
Pesticides	Beta BHC	pg/g_{lipid}	5	5	100%	1649	2164	1889	1910	188
Pesticides	cis-Chlordane	pg/g_{lipid}	5	5	100%	247561	498413	437838	410000	95900
Pesticides	cis-Nonachlor	pg/g_{lipid}	5	5	100%	91585	268056	225373	203000	69300
Pesticides	Dieldrin	pg/g_{lipid}	5	5	100%	252439	334921	279730	286000	33200

Table 3-53
Statistical Summary of Detected Analytes by Zone - White Perch (Livers) - Lipid Normalized

Parameter Group	Analyte	Units	Number of Valid Results[1]	Number of Detects	Detection Frequency	Minimum Detect	Maximum Detect	Median Value	Mean of Detects	Standard Deviation
Pesticides	Endrin	pg/g_{lipid}	5	1	20%	1622	1622	NA	NA	NA
Pesticides	Gamma BHC (Lindane)	pg/g_{lipid}	5	3	60%	1247	1537	1507	1430	159
Pesticides	Heptachlor epoxide	pg/g_{lipid}	5	5	100%	46220	90794	66081	67800	16100
Pesticides	Hexachlorobenzene	pg/g_{lipid}	5	5	100%	19756	39028	35946	33300	7800
Pesticides	Mirex	pg/g_{lipid}	5	5	100%	8976	20833	16032	16000	4830
Pesticides	Oxychlordane	pg/g_{lipid}	5	5	100%	75732	172222	127612	123000	38100
Pesticides	Total Alpha + Gamma Chlordane	pg/g_{lipid}	5	5	100%	292000	593000	547000	500000	119000
Pesticides	Total DDT (2,4 & 4,4)	pg/g_{lipid}	5	5	100%	6260000	14400000	8590000	9390000	3060000
Pesticides	Total DDT (2,4)	pg/g_{lipid}	5	5	100%	1510000	3310000	2150000	2260000	655000
Pesticides	Total DDT (4,4)	pg/g_{lipid}	5	5	100%	4750000	11100000	6440000	7130000	2420000
Pesticides	Trans-chlordane	pg/g_{lipid}	5	5	100%	44390	132083	94444	89600	31500
Pesticides	Trans-nonachlor	pg/g_{lipid}	5	5	100%	273171	455556	444444	410000	76800
Semivolatiles	1-Methylnaphthalene	ug/kg_{lipid}	5	5	100%	82.4	148	87.3	110	33.9
Semivolatiles	2-Methylnaphthalene	ug/kg_{lipid}	5	4	80%	80.6	159	116	118	39.1
Semivolatiles	Acenaphthene	ug/kg_{lipid}	5	5	100%	156	305	167	215	73.2
Semivolatiles	Benzaldehyde	ug/kg_{lipid}	5	1	20%	17073	17073	NA	NA	NA
Semivolatiles	C1-Naphthalenes	ug/kg_{lipid}	5	2	40%	115	195	155	155	56.8
Semivolatiles	C2-Naphthalenes	ug/kg_{lipid}	5	5	100%	216	390	222	288	92.6
Semivolatiles	C3-Naphthalenes	ug/kg_{lipid}	5	5	100%	153	317	176	224	77.6
Semivolatiles	Fluoranthene	ug/kg_{lipid}	5	5	100%	76.4	209	149	154	55.9
Semivolatiles	Fluorene	ug/kg_{lipid}	5	5	100%	105	195	119	144	46.4
Semivolatiles	Phenanthrene	ug/kg_{lipid}	5	5	100%	153	354	190	237	85.1
Semivolatiles	Total HMW PAHs	ug/kg_{lipid}	5	5	100%	76.4	209	149	154	55.8
Semivolatiles	Total LMW PAHs	ug/kg_{lipid}	5	5	100%	465	1010	545	689	255
Semivolatiles	Total PAHs	ug/kg_{lipid}	5	5	100%	583	1220	693	844	307

Footnotes:
[1]Valid results are results that were found to be valid as a result of data validation. Only valid data are used in statistical analyses. Additional details regarding rejected data are provided in Appendix E of this report.

Notes:
1. Only detected values were included in the calculation of totals.
2. Non-detect ("U" qualified) data were excluded from the statistical analysis.

DDD = dichlorodiphenyldichloroethane
DDE = dichlorodiphenyldichloroethylene
DDT = dichlorodiphenyltrichloroethane
HMW = high molecular weight
LMW = low molecular weight
PAH = polycyclic aromatic hydrocarbon
PCB = polychlorinated biphenyl
NA = not applicable

% = percent
mg/kg = milligrams per kilogram
ng/g = nanograms per gram
ng/kg = nanograms per kilogram
pg/g = picograms per gram
ug/kg = micrograms per kilogram

Table 3-54
Summary of Abnormal Fish Pathology Findings

Species	Animal ID	Sex	Capture Date	Necropsy Date	Goss Finding
American Eel	NBO3WAEN017	NR	10/9/2014	10/9/2014	Swim bladder: nematode parasites
American Eel	NBO3WAEN025	F	10/10/2014	10/10/2014	Heart: pale nodule
Atlantic Tomcod	AT05	NR	7/27/2015	7/27/2015	Dermal ulcer left trunk
Bay Anchovy	NBO3WBAC001-02	M	10/9/2014	10/9/2014	Skin of dorsum and head: anchor worms
Bay Anchovy	NBO3WBAC001-03	M	10/9/2014	10/9/2014	Skin of dorsum and head: anchor worms
Bluefish	NBO3FBLS003-01	M	10/10/2014	10/10/2014	Branchial cavity: isopod parasite ("sea louse")
Bluefish	NBO3FBLS003-03	F	10/10/2014	10/10/2014	Right ovary: enlarged and discolored
Weakfish	WE03	TI	10/6/2014	10/6/2014	Heart: 1mm pale nodule
Weakfish	WE04	TI	10/6/2014	10/6/2014	Tail Fin: erosion
Weakfish	WE05	TI	10/6/2014	10/6/2014	Skin of caudal peduncle: erosion
White Mullet	WM02	NR	10/10/2014	10/10/2014	Ventral skin: anchor worm
White Mullet	WM04	TI	10/10/2014	10/10/2014	Tail Fin: erosion

Notes:
F = female
M = male
NR = gonad tissue not recovered
TI = gonad tissue too immature for gender determination

Figures

CITY: SYR DIV/GROUP: IMDV Created By: K. Sinsabaugh Last Saved By: ksinsabaugh
Newark Bay (B0009989.0046.00003
Z:\GISProjects_ENV\Tierra\GIS\Task\NBSA\FishDataReport\mxd\NBRegionalMap.mxd 1/30/2017 9:22:58 AM

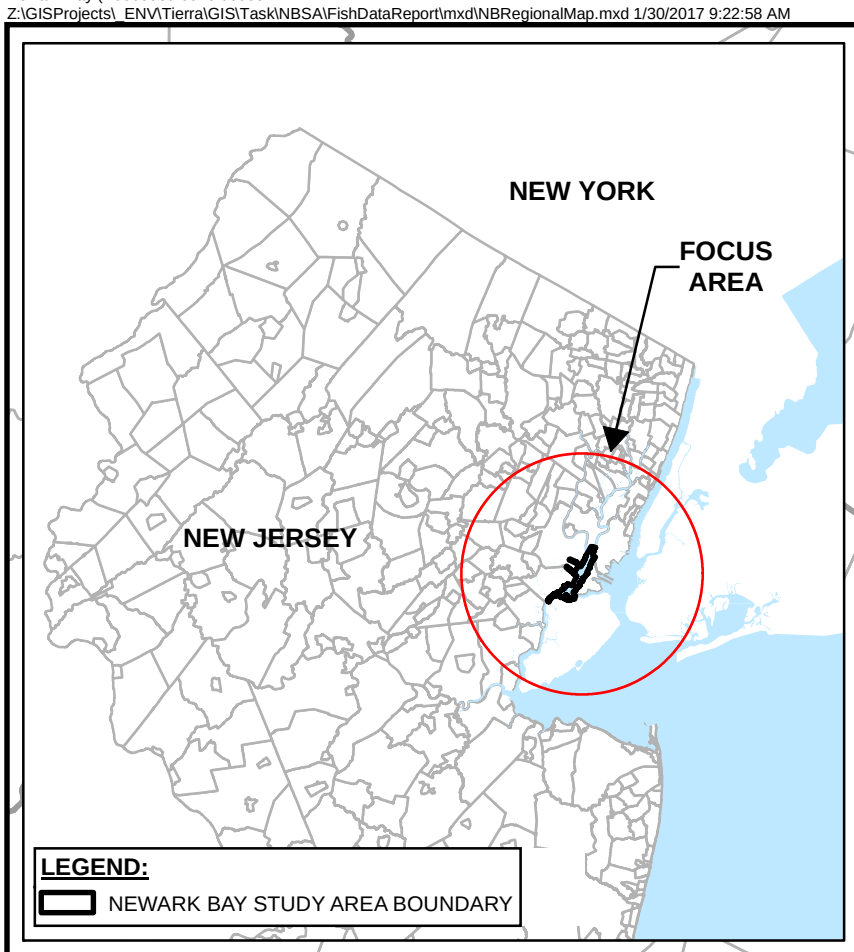

DUNDEE DAM
SADDLE RIVER
THIRD RIVER
SECOND RIVER
BERRYS CREEK CANAL
BERRYS CREEK
KINGSLAND CREEK
SAWMILL CREEK
FRANK'S CREEK
PASSAIC RIVER
LAWYERS CREEK
HARRISON CREEK
PLUM CREEK
PIERSONS CREEK
PORT NEWARK CHANNEL
PORT NEWARK
NEWARK LIBERTY INTERNATIONAL AIRPORT
ELIZABETH CHANNEL
PERIPHERAL DITCH
PORT ELIZABETH
SOUTH ELIZABETH CHANNEL
ELIZABETH RIVER
MORSES CREEK
PILES CREEK
RAHWAY RIVER
ARTHUR KILL
RARITAN RIVER
RARITAN BAY
NEWARK BAY
UPPER NEW YORK BAY
KILL VAN KULL
PLATTY KILL CREEK
SHOOTERS ISLAND
MARINERS MARSH
ARLINGTON MARSH
OLD PLACE CREEK
PRALLS ISLAND
FRESH KILLS
BELLMANS CREEK
CROMAKILL CREEK
HACKENSACK RIVER
MANHATTAN
PASSAIC COUNTY
BERGEN COUNTY
HUDSON COUNTY
ESSEX COUNTY
UNION COUNTY
MIDDLESEX COUNTY
PARAMUS BORO
RIVER EDGE BORO
NEW MILFORD BORO
BERGENFIELD BORO
TENAFLY BORO
PATERSON CITY
ELMWOOD PARK BORO
ROCHELLE PARK TWP
MAYWOOD BORO
SADDLE BROOK TWP
TEANECK TWP
ENGLEWOOD BORO
CLIFTON CITY
GARFIELD CITY
LODI BORO
HACKENSACK CITY
BOGOTA BORO
HASBROUCK HEIGHTS BORO
SOUTH HACKENSACK TWP
TETERBORO BORO
RIDGEFIELD PARK VILLAGE
LEONIA BORO
FORT LEE BORO
PASSAIC CITY
WALLINGTON BORO
WOOD-RIDGE BORO
LITTLE FERRY BORO
PALISADES PARK BORO
MOONACHIE BORO
RIDGEFIELD BORO
RUTHERFORD BORO
CARLSTADT BORO
CLIFFSIDE PARK BORO
FAIRVIEW BORO
EAST RUTHERFORD BORO
EDGEWATER BORO
GUTTENBERG TOWN
NUTLEY TWP
LYNDHURST TWP
BELLEVILLE TWP
NORTH ARLINGTON BORO
WEST NEW YORK TOWN
HARRISON TOWN
KEARNY TOWN
SECAUCUS TOWN
NORTH BERGEN TWP
WEEHAWKEN TWP
HOBOKEN CITY
EAST NEWARK BORO
UNION CITY
JERSEY CITY
BAYONNE CITY
NEWARK CITY
ELIZABETH CITY
STATEN ISLAND
LIVINGSTON TWP
WEST ORANGE TWP
CITY OF ORANGE TWP
EAST ORANGE CITY
BLOOMFIELD TWP
SOUTH ORANGE VILLAGE TWP
MILLBURN TWP
MAPLEWOOD TWP
IRVINGTON TWP
SUMMIT CITY
SPRINGFIELD TWP
UNION TWP
HILLSIDE TWP
MOUNTAINSIDE BORO
KENILWORTH BORO
CRANFORD TWP
ROSELLE PARK BORO
ROSELLE BORO
GARWOOD BORO
WESTFIELD TOWN
WINFIELD TWP
LINDEN CITY
SCOTCH PLAINS TWP
CLARK TOWNSHIP
RAHWAY CITY
CARTERET BORO
WOODBRIDGE TWP
EDISON TWP
PERTH AMBOY CITY
SOUTH AMBOY CITY
SAYREVILLE BORO
HR-19.5
HR-19
HR-18.5
HR-18
HR-17
HR-16.5
HR-16
HR-15.5
HR-15
HR-14.5
HR-14
HR-13.5
HR-13
HR-12.5
HR-12
HR-11.5
HR-11
HR-10.5
HR-10
HR-9.5
HR-9
HR-8.5
HR-8
HR-7.5
HR-7
HR-6.5
HR-6
HR-5.5
HR-5
HR-4.5
HR-4
HR-3.5
HR-3
HR-2.5
HR-2
HR-1.5
HR-1
HR-0.5
PR-17
PR-16.5
PR-16
PR-15.5
PR-15
PR-14.5
PR-14
PR-13.5
PR-13
PR-12.5
PR-12
PR-11.5
PR-11
PR-10.5
PR-10
PR-9.5
PR-9
PR-8.5
PR-8
PR-7.5
PR-7
PR-6.5
PR-6
PR-5.5
PR-5
PR-4.5
PR-4
PR-3.5
PR-3
PR-2.5
PR-2
PR-1.5
PR-1
PR-0.5
PNC-1.5
PNC-1
PNC-0.5
NB-5
NB-4.5
NB-4
NB-3.5
NB-3
NB-2.5
NB-2
NB-1.5
NB-1
NB-0.5
EC-1.5
EC-1
EC-0.5
SEC-0.5
SI-1
SI-0.5
AK-1.5
AK-1
AK-0.5
AK-2
AK-2.5
AK-3
AK-3.5
AK-4
AK-4.5
AK-5
AK-5.5
AK-6
AK-6.5
AK-7
AK-7.5
AK-8
AK-8.5
AK-9
AK-9.5
AK-10
AK-10.5
AK-11
AK-11.5
AK-12
AK-12.5
AK-13
AK-13.5
AK-14
KVK-1
KVK-1.5
KVK-2
KVK-2.5
KVK-3
KVK-3.5
KVK-4
KVK-4.5
KVK-5

LEGEND:

- RIVER/BAY MILE
- NEWARK BAY STUDY AREA BOUNDARY

NOTES:

1. BASE MAP INFORMATION FROM NOAA CHARTS 12331, 12333, AND 12337, DATED MAY 4, 1995.
2. RIVER/BAY MILES CREATED BY DIVIDING RIVER CENTERLINE PROVIDED BY USEPA INTO 0.01-MILE SEGMENTS. HALF-MILE INCREMENTS ARE DISPLAYED ON THIS FIGURE.
3. THE NEWARK BAY STUDY AREA BOUNDARY PRESENTED WAS USEPA-APPROVED AND UTILIZED IN THE PHASE I AND II SEDIMENT INVESTIGATIONS, BUT MAY BE CHANGED BY USEPA FOR FUTURE INVESTIGATIONS UNDER THE RI/FS.

0 2 4 Miles
GRAPHIC SCALE

NEWARK BAY STUDY AREA REMEDIAL INVESTIGATION
FISH DATA REPORT

REGIONAL MAP

FEBRUARY 2017, REVISION 1

FIGURE **1-1**

CITY: SYR DIV/GROUP: IMDV Created By: K. Sinsabaugh Last Saved By: ksinsabaugh
Newark Bay (B0009989.0046.000023
Z:\GISProjects_ENV\Tierra\GIS\Task\NBSA\FishDataReport\mxd\RegionalFeatures.mxd 1/30/2017 9:28:37 AM

LEGEND:

- NAVIGATION CHANNEL
- REACH BOUNDARY
- PHASE I/PHASE II SI STUDY AREA BOUNDARY

NOTES:

1. AERIAL PHOTOS DATED 2007 (NEW JERSEY GEOGRAPHIC INFORMATION NETWORK).
2. HORIZONTAL DATUM: NEW JERSEY STATE PLANE COORDINATE SYSTEM, NAD83
3. REACH BOUNDARIES DIGITIZED FROM NOAA NAUTICAL CHARTS 12337 22nd ED., NOVEMBER 15, 1997 AND 12333 32nd ED., OCTOBER 2002.

0 1 2 Miles

GRAPHIC SCALE

SAMPLE PROCESSING AREA
ROUTE 1 & 9 BRIDGE
PASSAIC RIVER YACHT CLUB
POINT NO POINT REACH
HACKENSACK RIVER
KEARNY POINT
PASSAIC RIVER
CONRAIL BRIDGE REMNANTS
CONRAIL BRIDGE REMNANTS
KEARNY POINT REACH
DROYERS POINT REACH
PIERSONS CREEK
LIGHT "5"
DROYERS POINT
LIGHT "NB"
TURNING BASIN
LOWER PASSAIC RIVER RESTORATION PROJECT (LPRRP) DOWNSTREAM BOUNDARY
NEWARK LIBERTY INTERNATIONAL AIRPORT
PORT NEWARK CHANNEL
PORT NEWARK INSHORE CHANNEL
NEWARK BAY NORTH REACH
JERSEY CITY
ELIZABETH CHANNEL
PORT NEWARK
PORT NEWARK PIERHEAD CHANNEL
NEWARK BAY BRIDGE
PORT ELIZABETH INSHORE CHANNEL
NEWARK BAY CDF (CELL 1S)
NEWARK
NEWARK BAY
PORT NEWARK BRANCH CHANNEL
NEWARK BAY MIDDLE REACH
PORT ELIZABETH BRANCH CHANNEL
PERIPHERAL DITCH
PORT ELIZABETH
PORT ELIZABETH PIERHEAD CHANNEL
SOUTH ELIZABETH CHANNEL
ELIZABETH
BAYONNE
NEWARK BAY SOUTH REACH
ELIZABETH RIVER
BAYONNE BRIDGE
NORTH OF SHOOTERS ISLAND REACH
ELIZABETHPORT REACH
BERGEN POINT WEST REACH
BERGEN POINT EAST REACH
SHOOTERS ISLAND
SOUTH OF SHOOTERS ISLAND REACH
KILL VAN KULL
PORT RICHMOND
HOWLAND HOOK
PORT IVORY
MARINERS HARBOR
GULFPORT REACH
GOETHALS BRIDGE
ARTHUR KILL
STATEN ISLAND
PRALLS ISLAND

NEWARK BAY STUDY AREA REMEDIAL INVESTIGATION
FISH DATA REPORT

REGIONAL FEATURES

FEBRUARY 2017, REVISION 1

FIGURE **1-2**

City: SYR Div/Group: 90 Created By: ksinsabaugh Last Saved By: ksinsabaugh
Newark Bay (B0009989.0045.00006)
Z:\GISProjects_ENV\Tierra\GIS\Task\NBSA\FishDataReport\mxd\FishSamplingLocs_2014Fall.mxd 1/31/2017 9:03:52 AM

LEGEND:

- EEL POT
- MINNOW TRAP
- SEINE
- TRAWL*
- TRAWL LINE
- GILLNET
- NAVIGATION CHANNEL
- SHORELINE
- UNDERGROUND TRIBUTARY
- PHASE I/PHASE II SI STUDY AREA BOUNDARY
- GEOGRAPHIC ZONE BOUNDARY

PIERSONS CREEK

PORT NEWARK CHANNEL

NEWARK BAY NORTH

ELIZABETH CHANNEL

NEWARK LIBERTY INTERNATIONAL AIRPORT

NEWARK BAY CDF (CELL 1S)

NEWARK BAY CENTRAL

PERIPHERAL DITCH

SOUTH ELIZABETH CHANNEL

NEWARK BAY

NEWARK BAY SOUTH

KILL VAN KULL

SHOOTERS ISLAND

NOTES:

1. HORIZONTAL DATUM: NEW JERSEY STATE PLANE COORDINATE SYSTEM, NAD83.
2. SHORELINE IS DIGITIZED FROM AERIAL PHOTO DATED JULY 2002 (INTRASEARCH, ENGLEWOOD, CO).
3. * LOCATIONS WHERE START AND END COORDINATES WERE NOT RECORDED.

0 2,500 5,000 Feet

GRAPHIC SCALE

NEWARK BAY STUDY AREA REMEDIAL INVESTIGATION

FISH DATA REPORT

FISH SAMPLING LOCATIONS - FALL 2014

FEBRUARY 2017, REVISION 1

FIGURE **2-1**

City: SYR Div/Group: 90 Created By: ksinsabaugh Last Saved By: ksinsabaugh
Newark Bay (B0009989.0045.00006)
Z:\GISProjects_ENV\Tierra\GIS\Task\NBSA\FishDataReport\mxd\FishSamplingLocs_2015Spring.mxd 1/30/2017 9:31:53 AM

LEGEND:

- ANGLING-DRIFT
- EEL POT
- TROTLINE
- ANGLING-TROLL
- GILLNET
- TRAWL
- NAVIGATION CHANNEL
- SHORELINE
- UNDERGROUND TRIBUTARY
- PHASE I/PHASE II SI STUDY AREA BOUNDARY
- GEOGRAPHIC ZONE BOUNDARY

PIERSONS CREEK

PORT NEWARK CHANNEL

NEWARK BAY NORTH

ELIZABETH CHANNEL

NEWARK LIBERTY INTERNATIONAL AIRPORT

NEWARK BAY CDF (CELL 1S)

NEWARK BAY CENTRAL

PERIPHERAL DITCH

SOUTH ELIZABETH CHANNEL

NEWARK BAY

NEWARK BAY SOUTH

KILL VAN KULL

SHOOTERS ISLAND

NOTES:

1. HORIZONTAL DATUM: NEW JERSEY STATE PLANE COORDINATE SYSTEM, NAD83.
2. SHORELINE IS DIGITIZED FROM AERIAL PHOTO DATED JULY 2002 (INTRASEARCH, ENGLEWOOD, CO).

0 2,500 5,000 Feet

GRAPHIC SCALE

NEWARK BAY STUDY AREA REMEDIAL INVESTIGATION

FISH DATA REPORT

FISH SAMPLING LOCATIONS - SPRING/SUMMER 2015

FEBRUARY 2017, REVISION 1

FIGURE 2-2

City: SYR Div/Group: 90 Created By: ksinsabaugh Last Saved By: ksinsabaugh
Newark Bay (B0009989.0045.00006)
Z:\GISProjects_ENV\Tierra\GIS\Task\NBSA\FishDataReport\mxd\FishSamplingLocs_2016Spring.mxd 1/30/2017 9:32:51 AM

LEGEND:
- GILLNET
- TRAWL
- NAVIGATION CHANNEL
- SHORELINE
- UNDERGROUND TRIBUTARY
- PHASE I/PHASE II SI STUDY AREA BOUNDARY
- GEOGRAPHIC ZONE BOUNDARY

PIERSONS CREEK

PORT NEWARK CHANNEL

NEWARK BAY NORTH

ELIZABETH CHANNEL

NEWARK LIBERTY INTERNATIONAL AIRPORT

NEWARK BAY CDF (CELL 1S)

NEWARK BAY CENTRAL

PERIPHERAL DITCH

SOUTH ELIZABETH CHANNEL

NEWARK BAY

NEWARK BAY SOUTH

KILL VAN KULL

SHOOTERS ISLAND

NOTES:
1. HORIZONTAL DATUM: NEW JERSEY STATE PLANE COORDINATE SYSTEM, NAD83.
2. SHORELINE IS DIGITIZED FROM AERIAL PHOTO DATED JULY 2002 (INTRASEARCH, ENGLEWOOD, CO).

0 2,500 5,000 Feet
GRAPHIC SCALE

NEWARK BAY STUDY AREA REMEDIAL INVESTIGATION
FISH DATA REPORT

FISH SAMPLING LOCATIONS - SPRING 2016

FEBRUARY 2017, REVISION 1

FIGURE 2-3

G:\ENVCAD\Irvine\ACT\B0009989\0045\00003\Figure 3-2 Fall 2014 Target Fish Collection Summary by Zone CREATED: 08\18\2016 BY:LOVING, JEFF

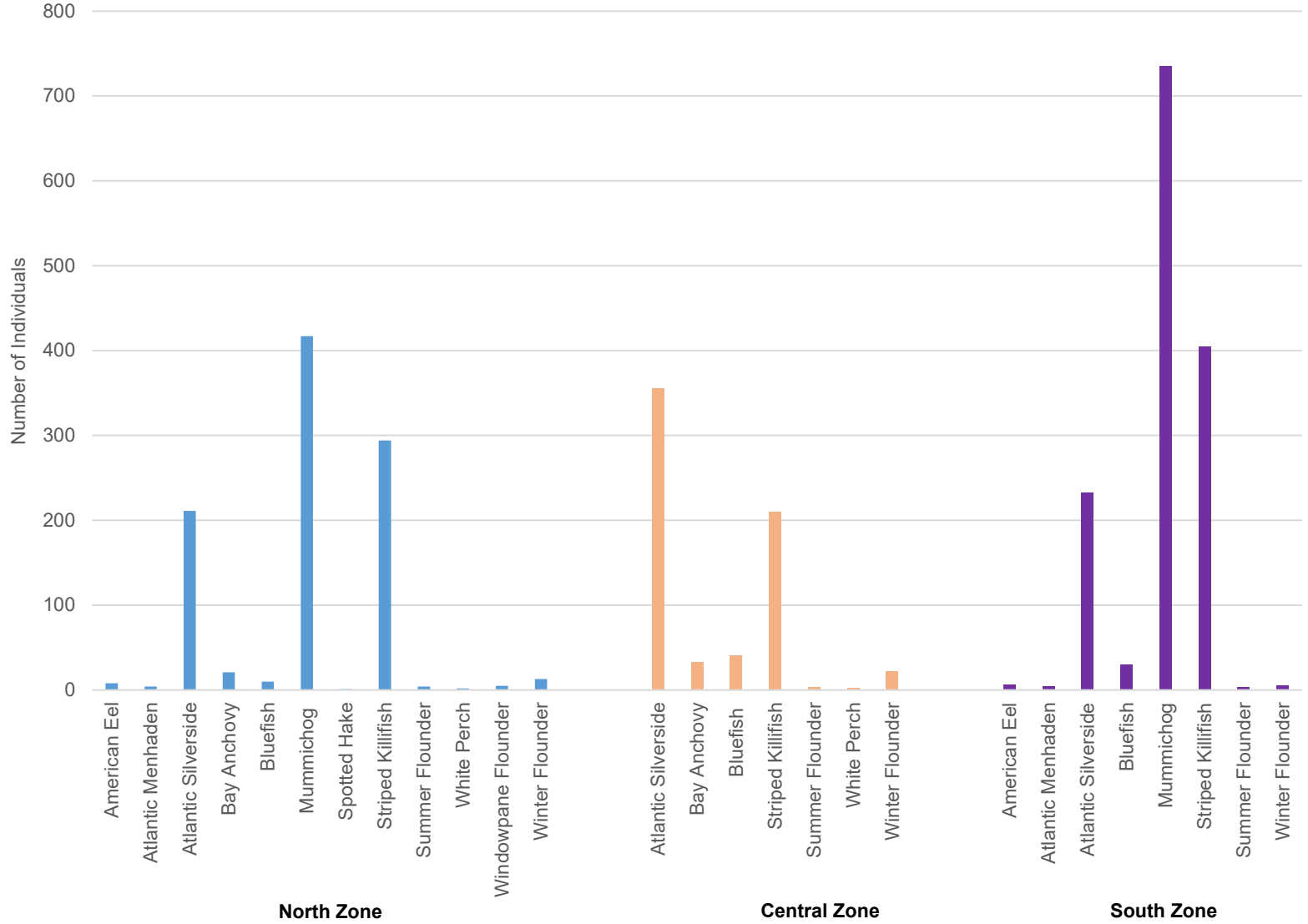

Notes:
1. Fish collection efforts in 2014 focused on forage fish.

NEWARK BAY STUDY AREA REMEDIAL INVESTIGATION
FISH DATA REPORT

FALL 2014 TARGET FISH SPECIES DISTRIBUTION BY ZONE

FEBRUARY 2017, REVISION 1

FIGURE **3-1**

G:\ENVCAD\Irvine\ACT\B0009989\0045\00003\Figure 3-4 Spring-Summer 2015 Target Fish Collection Summary by Zone.pdf CREATED: 08\18\2016 BY:LOVING, JEFF

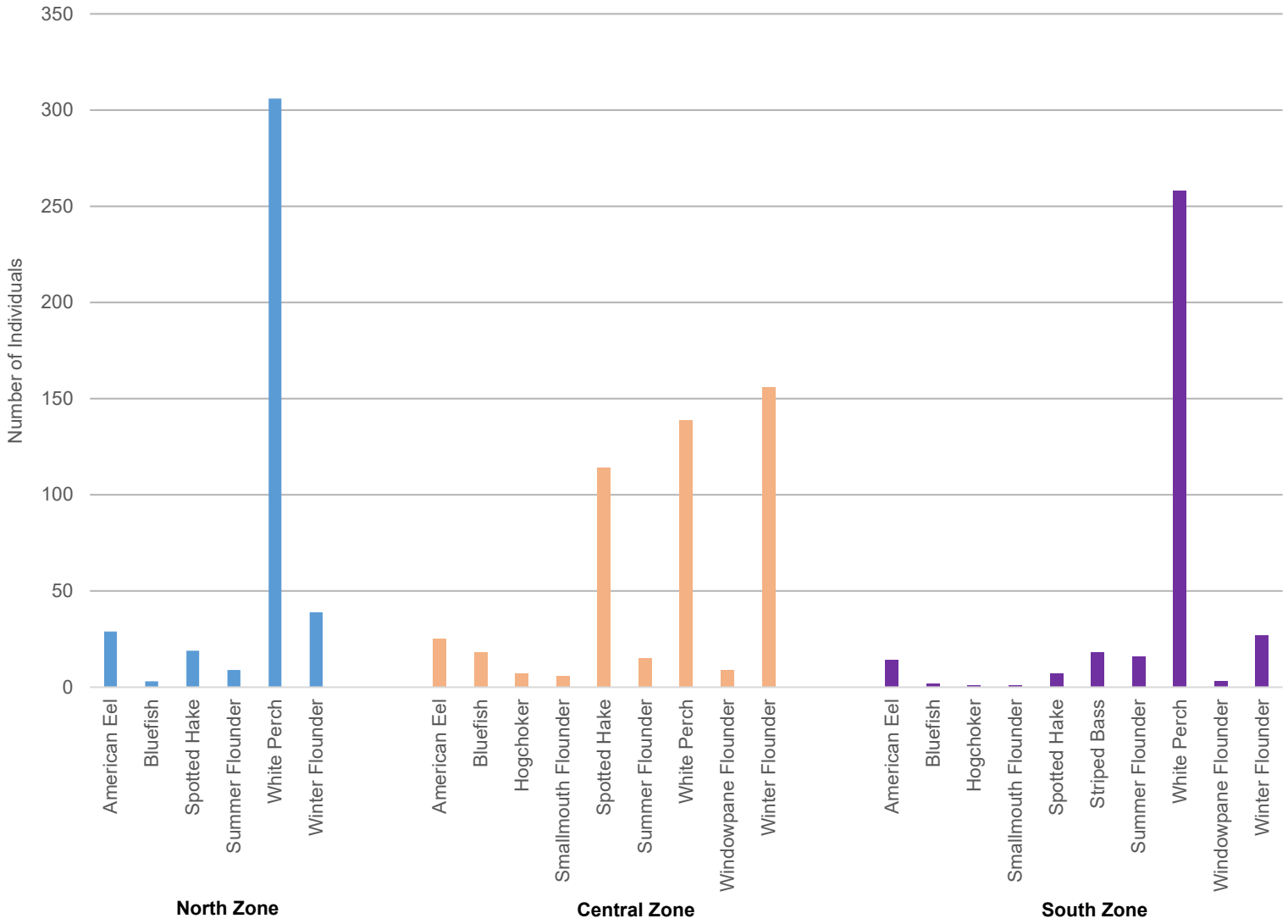

Notes:
1. Fish collection efforts in 2015 focused on white perch.

NEWARK BAY STUDY AREA REMEDIAL INVESTIGATION

FISH DATA REPORT

SPRING/SUMMER 2015 TARGET FISH SPECIES DISTRIBUTION BY ZONE

FEBRUARY 2017, REVISION 1

FIGURE **3-2**

G:\ENVCAD\Irvine\ACT\B0009989\0045\00003\Figure 3-5 Spring 2016 Target Fish Collection Summary by Zone.pdf CREATED: 08\18\2016 BY:LOVING, JEFF

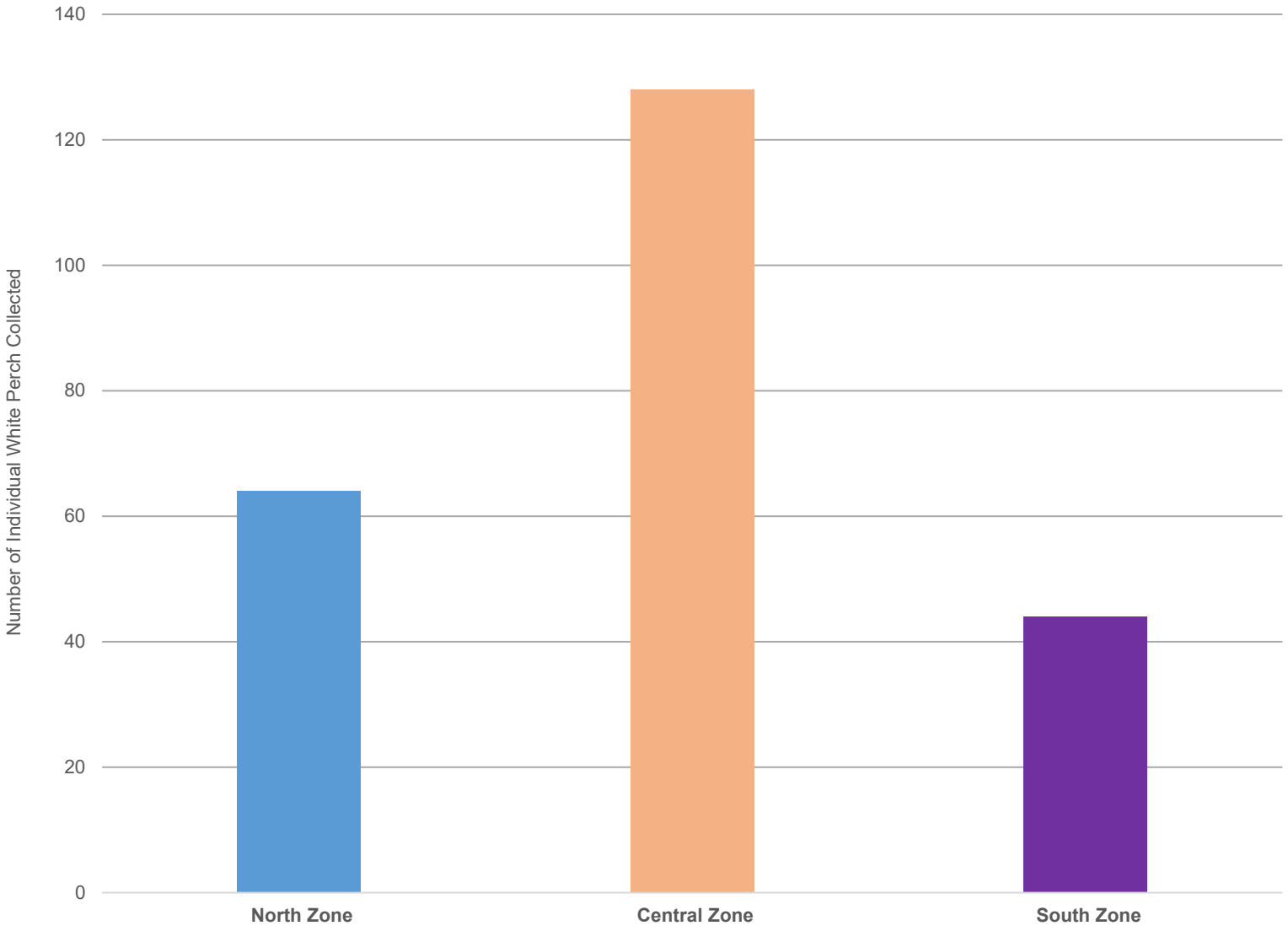

Notes:
1. Fish collection efforts in 2016 focused on white perch.

NEWARK BAY STUDY AREA REMEDIAL INVESTIGATION
FISH DATA REPORT

SPRING 2016 TARGET FISH SPECIES DISTRIBUTION BY ZONE

FEBRUARY 2017, REVISION 1

FIGURE **3-3**

Appendix A

Notes:
1. Blue header tables summarize the compositing plan for each species.
2. Purple header tables provide back-up information.

Eel Fillet Composites

Sample ID	Zone	Sample Area	Sample Date	Species	Number of Fish	Sample Preparation	Sample Type	SDG	SDG Sample Count	Tissue Weight Based on Field Measurements (g)	Mass Available for QA/QC and/or Splits (g)[a]
NB03FAEN-COMP01	NBN	North	Multiple	Eel, American	3	Fillet	Composite	NB3021	1	302.0	108
NB03FAEN-COMP02	NBN	North	Multiple	Eel, American	2	Fillet	Composite	NB3021	2	277.0	83
NB03FAEN-COMP03	NBN	North	7/30/15	Eel, American	2	Fillet	Composite	NB3027	15	302.0	108
NB03FAEN-COMP04	NBN	North	7/30/15	Eel, American	2	Fillet	Composite	NB3027	16	340.0	146
NB03FAEN-COMP05	NBN	North	7/30/15	Eel, American	2	Fillet	Composite	NB3020	3	346.0	152
NB03FAEN-COMP06	NBN	North	7/30/15	Eel, American	2	Fillet	Composite	NB3027	17	371.0	177
NB03FAEC-COMP01	NBC	Central	Multiple	Eel, American	3	Fillet	Composite	NB3027	18	306.0	112
NB03FAEC-COMP02	NBC	Central	8/4/15	Eel, American	2	Fillet	Composite	NB3027	19	274.0	80
NB03FAEC-COMP03	NBC	Central	8/4/15	Eel, American	2	Fillet	Composite	NB3027	20	350.0	156
NB03FAEC502	NBC	Central	8/4/15	Eel, American	1	Fillet	Individual	NB3028	1	196.0	2
NB03FAEC508	NBC	Central	8/5/15	Eel, American	1	Fillet	Individual	NB3020	4	288.0	94
NB03FAEC076	NBC	Central	4/2/15	Eel, American	1	Fillet	Individual	NB3028	2	255.0	61
NB03FAES-COMP01	NBS	South	7/31/15	Eel, American	2	Fillet	Composite	NB3028	3	205.0	11
NB03FAES364	NBS	South	8/4/15	Eel, American	1	Fillet	Individual	NB3028	7	204.0	10
NB03FAES365	NBS	South	8/5/15	Eel, American	1	Fillet	Individual	NB3028	8	220.0	26
NB03FAES018	NBS	South	10/16/14	Eel, American	1	Fillet	Individual	NB3021	3	202.0	8
NB03FAES019	NBS	South	10/21/14	Eel, American	1	Fillet	Individual	NB3021	4	382.0	188
NB03FAES347	NBS	South	6/4/15	Eel, American	1	Fillet	Individual	NB3028	9	250.0	56

Notes:

[a] The mass available for QA/QC is the tissue weight minus the pre-homogenization minimum tissue mass of 194g (minimum mass requirement plus 15%) stated in Worksheet #10.

g = grams

ID = identification

QA/QC = quality assurance/quality control

QAPP = Quality Assurance Project Plan

SDG = sample delivery group

USEPA = U.S. Environmental Protection Agency

Worksheet numbers are from the USEPA-approved Fish Sampling and Analysis Quality Assurance Project Plan, Revision 2, October 2014.

Zone	Processing Date	Tissue ID	Specimen ID	Species	Length (mm)	Weight (g)	Comments
NBN	10/8/2014	NB03FAEN013	NB03FAEN-COMP01-001	Eel, American (AE)	470	78	
NBN	10/8/2014	NB03FAEN012	NB03FAEN-COMP01-002	Eel, American (AE)	531	104	
NBN	7/30/2015	NB03FAEN432	NB03FAEN-COMP01-003	Eel, American (AE)	535	120	

Average Length	512	302	Composite Sample Mass
Acceptable Minimum Length	384		NB03FAEN-COMP01
Acceptable Maximum Length	640		

Zone	Processing Date	Tissue ID	Specimen ID	Species	Length (mm)	Weight (g)	Comments
NBN	7/30/2015	NB03FAEN428	NB03FAEN-COMP02-001	Eel, American (AE)	545	108	
NBN	10/8/2014	NB03FAEN011	NB03FAEN-COMP02-002	Eel, American (AE)	545	169	

Average Length	545	277	Composite Sample Mass
Acceptable Minimum Length	409		NB03FAEN-COMP02
Acceptable Maximum Length	681		

Zone	Processing Date	Tissue ID	Specimen ID	Species	Length (mm)	Weight (g)	Comments
NBN	7/30/2015	NB03FAEN436	NB03FAEN-COMP03-001	Eel, American (AE)	556	150	
NBN	7/30/2015	NB03FAEN435	NB03FAEN-COMP03-002	Eel, American (AE)	560	152	

Average Length	558	302.0	Composite Sample Mass
Acceptable Minimum Length	419		NB03FAEN-COMP03
Acceptable Maximum Length	698		

Zone	Processing Date	Tissue ID	Specimen ID	Species	Length (mm)	Weight (g)	Comments
NBN	7/30/2015	NB03FAEN430	NB03FAEN-COMP04-001	Eel, American (AE)	562	140	
NBN	7/30/2015	NB03FAEN429	NB03FAEN-COMP04-002	Eel, American (AE)	575	200	

Average Length	569	340.0	Composite Sample Mass
Acceptable Minimum Length	426		NB03FAEN-COMP04
Acceptable Maximum Length	711		

Zone	Processing Date	Tissue ID	Specimen ID	Species	Length (mm)	Weight (g)	Comments
NBN	7/30/2015	NB03FAEN427	NB03FAEN-COMP05-001	Eel, American (AE)	580	176	
NBN	7/30/2015	NB03FAEN034	NB03FAEN-COMP05-002	Eel, American (AE)	582	170	

Average Length	581	346.0	Composite Sample Mass
Acceptable Minimum Length	436		NB03FAEN-COMP05
Acceptable Maximum Length	726		

Zone	Processing Date	Tissue ID	Specimen ID	Species	Length (mm)	Weight (g)	Comments
NBN	7/30/2015	NB03FAEN433	NB03FAEN-COMP06-001	Eel, American (AE)	595	202	
NBN	7/30/2015	NB03FAEN431	NB03FAEN-COMP06-002	Eel, American (AE)	620	169	

Average Length	608	371.0	Composite Sample Mass
Acceptable Minimum Length	456		NB03FAEN-COMP06
Acceptable Maximum Length	759		

Zone	Processing Date	Tissue ID	Specimen ID	Species	Length (mm)	Weight (g)	Comments
NBC	8/4/2015	NB03FAEC507	NB03FAEC-COMP01-001	Eel, American (AE)	470	86	
NBC	8/4/2015	NB03FAEC505	NB03FAEC-COMP01-002	Eel, American (AE)	520	90	
NBC	8/5/2015	NB03FAEC509	NB03FAEC-COMP01-003	Eel, American (AE)	590	130	

Average Length	527	306.0	Composite Sample Mass
Acceptable Minimum Length	395		NB03FAEC-COMP01
Acceptable Maximum Length	658		

Zone	Processing Date	Tissue ID	Specimen ID	Species	Length (mm)	Weight (g)	Comments
NBC	8/4/2015	NB03FAEC506	NB03FAEC-COMP02-001	Eel, American (AE)	535	136	
NBC	8/4/2015	NB03FAEC504	NB03FAEC-COMP02-002	Eel, American (AE)	540	138	

Average Length	538	274.0	Composite Sample Mass
Acceptable Minimum Length	403		NB03FAEC-COMP02
Acceptable Maximum Length	672		

Zone	Processing Date	Tissue ID	Specimen ID	Species	Length (mm)	Weight (g)	Comments
NBC	8/4/2015	NB03FAEC495	NB03FAEC-COMP03-001	Eel, American (AE)	564	200	
NBC	8/4/2015	NB03FAEC503	NB03FAEC-COMP03-002	Eel, American (AE)	570	150	

Average Length	567	350.0	Composite Sample Mass
Acceptable Minimum Length	425		NB03FAEC-COMP03
Acceptable Maximum Length	709		

Zone	Processing Date	Tissue ID	Specimen ID	Species	Length (mm)	Weight (g)	Comments
NBS	7/31/2015	NB03FAES362	NB03FAES-COMP01-001	Eel, American (AE)	475	85	
NBS	7/31/2015	NB03FAES361	NB03FAES-COMP01-002	Eel, American (AE)	520	120	

Average Length	498	205.0	Composite Sample Mass
Acceptable Minimum Length	373		NB03FAES-COMP01
Acceptable Maximum Length	622		

Bluefish Composites

Sample ID	Processing Date	Species	Number of Fish	Sample Preparation	Sample Type	SDG	SDG Sample Count	Tissue Weight Based on Field Measurements (g)[a]	Mass Available for QA/QC and/or Splits (g)[b]
NB03FBL-COMP01	Multiple	Bluefish	2	Fillet	Composite	NB3025	12	228	34
NB03FBL-COMP02	Multiple	Bluefish	2	Fillet	Composite	NB3025	13	322	128
NB03FBL-COMP03	Multiple	Bluefish	2	Fillet	Composite	NB3025	14	322	128
NB03FBL-COMP04	Multiple	Bluefish	2	Fillet	Composite	NB3023	13	339	145
NB03FBL-COMP05	Multiple	Bluefish	2	Fillet	Composite	NB3023	5	354	160
NB03FBLN404	6/5/2015	Bluefish	1	Fillet	Individual	NB3023	14	340	146
NB03FBLN405	6/5/2015	Bluefish	1	Fillet	Individual	NB3023	6	375	181
NB03FBLN406	6/5/2015	Bluefish	1	Fillet	Individual	NB3027	11	270	76
NB03FBLC468	6/3/2015	Bluefish	1	Fillet	Individual	NB3027	6	200	6
NB03FBLC469	6/3/2015	Bluefish	1	Fillet	Individual	NB3027	9	235	41
NB03FBLC471	6/3/2015	Bluefish	1	Fillet	Individual	NB3027	7	212	18
NB03FBLC475	6/3/2015	Bluefish	1	Fillet	Individual	NB3027	12	245	51
NB03FBLC476	6/5/2015	Bluefish	1	Fillet	Individual	NB3027	4	194	0
NB03FBLC478	6/5/2015	Bluefish	1	Fillet	Individual	NB3027	14	336	142
NB03FBLC479	6/5/2015	Bluefish	1	Fillet	Individual	NB3027	5	224	30
NB03FBLC481	6/5/2015	Bluefish	1	Fillet	Individual	NB3027	10	184	0
NB03FBLS339	6/3/2015	Bluefish	1	Fillet	Individual	NB3027	13	245	51
NB03FBLS349	6/5/2015	Bluefish	1	Fillet	Individual	NB3027	8	210	16

Notes:

[a] Samples with highlighted tissue weights would need to utilize the analytical hierarchy.

[b] The mass available for QA/QC is the tissue weight minus the pre-homogenization minimum tissue mass of 194g (minimum mass requirement plus 15%) stated in Worksheet #10.

g = grams
ID = identification
QA/QC = quality assurance/quality control
QAPP = Quality Assurance Project Plan
SDG = sample delivery group
TBD = to be determined
USEPA = U.S. Environmental Protection Agency
Worksheet numbers are from the USEPA-approved Fish Sampling and Analysis Quality Assurance Project Plan, Revision 2, October 2014.

Processing Date	Tissue ID	Specimen ID	Species	Length (mm)	Weight (g)	Comments
6/3/2015	NB03FBLC474	NB03FBL-COMP01-001	Bluefish (BL)	309	116	
6/5/2015	NB03FBLC480	NB03FBL-COMP01-002	Bluefish (BL)	310	112	

Average Length	310	228	Composite Sample Mass
Acceptable Minimum Length	232		NB03FBL-COMP01
Acceptable Maximum Length	387		

Processing Date	Tissue ID	Specimen ID	Species	Length (mm)	Weight (g)	Comments
6/8/2015	NB03FBLC483	NB03FBL-COMP02-001	Bluefish (BL)	331	146	
6/5/2015	NB03FBLC477	NB03FBL-COMP02-002	Bluefish (BL)	335	176	

Average Length	333	322	Composite Sample Mass
Acceptable Minimum Length	250		NB03FBL-COMP02
Acceptable Maximum Length	416		

Processing Date	Tissue ID	Specimen ID	Species	Length (mm)	Weight (g)	Comments
6/3/2015	NB03FBLC472	NB03FBL-COMP03-001	Bluefish (BL)	342	170	
6/8/2015	NB03FBLC484	NB03FBL-COMP03-002	Bluefish (BL)	342	152	

Average Length	342	322	Composite Sample Mass
Acceptable Minimum Length	257		NB03FBL-COMP03
Acceptable Maximum Length	428		

Processing Date	Tissue ID	Specimen ID	Species	Length (mm)	Weight (g)	Comments
6/3/2015	NB03FBLC473	NB03FBL-COMP04-001	Bluefish (BL)	351	175	
6/8/2015	NB03FBLC485	NB03FBL-COMP04-002	Bluefish (BL)	351	164	

Average Length	351	339	Composite Sample Mass
Acceptable Minimum Length	263		NB03FBL-COMP04
Acceptable Maximum Length	439		

Processing Date	Tissue ID	Specimen ID	Species	Length (mm)	Weight (g)	Comments
6/5/2015	NB03FBLC482	NB03FBL-COMP05-001	Bluefish (BL)	357	170	
6/3/2015	NB03FBLC470	NB03FBL-COMP05-002	Bluefish (BL)	368	184	

Average Length	363	354	Composite Sample Mass
Acceptable Minimum Length	272		NB03FBL-COMP05
Acceptable Maximum Length	453		

Benthic/Demersal Fillet Sample

Sample ID	Zone	Sample Area	Sample Date	Species	Number of Fish	Sample Preparation	Sample Type	SDG	SDG Sample Count	Tissue Weight Based on Field Measurements (g)	Mass Available for QA/QC and/or Splits (g)[a]
NB03FSFN407	NBN	North	7/28/15	Flounder, Summer	1	Fillet	Individual	NB3028	17	210	16
NB03FSFN408	NBN	North	7/28/15	Flounder, Summer	1	Fillet	Individual	NB3028	18	225	31
NB03FSFN409	NBN	North	7/28/15	Flounder, Summer	1	Fillet	Individual	NB3025	15	380	186
NB03FSFN410	NBN	North	7/28/15	Flounder, Summer	1	Fillet	Individual	NB3023	15	480	286
NB03FSFN411	NBN	North	7/29/15	Flounder, Summer	1	Fillet	Individual	NB3025	16	240	46
NB03FSFN412	NBN	North	7/30/15	Flounder, Summer	1	Fillet	Individual	NB3025	17	248	54
NB03FSFC486	NBC	Central	7/30/15	Flounder, Summer	1	Fillet	Individual	NB3025	18	340	146
NB03FSFC487	NBC	Central	7/30/15	Flounder, Summer	1	Fillet	Individual	NB3025	19	230	36
NB03FSFC488	NBC	Central	7/30/15	Flounder, Summer	1	Fillet	Individual	NB3025	20	735	541
NB03FSFC489	NBC	Central	7/30/15	Flounder, Summer	1	Fillet	Individual	NB3029	1	220	26
NB03FSFC490	NBC	Central	7/30/15	Flounder, Summer	1	Fillet	Individual	NB3029	2	292	98
NB03FSFC491	NBC	Central	7/31/15	Flounder, Summer	1	Fillet	Individual	NB3023	7	770	576
NB03FSFS351	NBS	South	7/28/15	Flounder, Summer	1	Fillet	Individual	NB3029	3	290	96
NB03FSFS354	NBS	South	7/29/15	Flounder, Summer	1	Fillet	Individual	NB3029	4	255	61
NB03FSFS355	NBS	South	7/30/15	Flounder, Summer	1	Fillet	Individual	NB3029	5	270	76
NB03FSFS356	NBS	South	7/30/15	Flounder, Summer	1	Fillet	Individual	NB3029	6	310	116
NB03FSFS357	NBS	South	7/30/15	Flounder, Summer	1	Fillet	Individual	NB3029	7	250	56
NB03FSFS359	NBS	South	7/31/15	Flounder, Summer	1	Fillet	Individual	NB3023	8	460	266

Notes:

[a] The mass available for QA/QC is the tissue weight minus the pre-homogenization minimum tissue mass of 194g (minimum mass requirement plus 15%) stated in Worksheet #10.

g = grams
ID = identification
QA/QC = quality assurance/quality control
QAPP = Quality Assurance Project Plan
SDG = sample delivery group
USEPA = U.S. Environmental Protection Agency
Worksheet numbers are from the USEPA-approved Fish Sampling and Analysis Quality Assurance Project Plan, Revision 2, October 2014.

Sample ID	Zone[a]	Sample Date	Species	Number of Fish	Sample Preparation	Sample Type	SDG	SDG Sample Count	Tissue Weight Based on Field Measurements (g)	Mass Available for QA/QC and/or Splits (g)[b]
NB03FSBS320	NBS	4/29/15	Bass, Striped	1	Fillet	Individual	NB3023	3	1,690	1,496
NB03FSBS321	NBS	5/1/15	Bass, Striped	1	Fillet	Individual	NB3025	4	2,220	2,026
NB03FSBS322	NBS	5/1/15	Bass, Striped	1	Fillet	Individual	NB3025	5	1,120	926
NB03FSBS323	NBS	5/1/15	Bass, Striped	1	Fillet	Individual	NB3025	6	1,260	1,066
NB03FSBS324	NBS	5/1/15	Bass, Striped	1	Fillet	Individual	NB3028	4	1,375	1,181
NB03FSBS325	NBS	5/1/15	Bass, Striped	1	Fillet	Individual	NB3028	6	1,480	1,286
NB03FSBS327	NBS	5/6/15	Bass, Striped	1	Fillet	Individual	NB3025	7	1,290	1,096
NB03FSBS328	NBS	5/6/15	Bass, Striped	1	Fillet	Individual	NB3025	8	1,020	826
NB03FSBS329	NBS	5/6/15	Bass, Striped	1	Fillet	Individual	NB3025	9	1,020	826
NB03FSBS330	NBS	5/7/15	Bass, Striped	1	Fillet	Individual	NB3025	10	1,170	976
NB03FSBS331	NBS	5/7/15	Bass, Striped	1	Fillet	Individual	NB3027	1	1,160	966
NB03FSBS332	NBS	5/7/15	Bass, Striped	1	Fillet	Individual	NB3025	11	530	336
NB03FSBS333	NBS	5/7/15	Bass, Striped	1	Fillet	Individual	NB3027	3	1,760	1,566
NB03FSBS334	NBS	5/7/15	Bass, Striped	1	Fillet	Individual	NB3028	15	1,300	1,106
NB03FSBS335	NBS	5/8/15	Bass, Striped	1	Fillet	Individual	NB3028	16	2,105	1,911
NB03FSBS336	NBS	5/8/15	Bass, Striped	1	Fillet	Individual	NB3029	8	1,340	1,146
NB03FSBS337	NBS	5/8/15	Bass, Striped	1	Fillet	Individual	NB3029	9	1,172	978
NB03FSBS338	NBS	5/8/15	Bass, Striped	1	Fillet	Individual	NB3023	4	1,330	1,136

Notes:

[a] Striped bass samples were not required to be collected in specific numbers from any one zone.

[b] The mass available for QA/QC is the tissue weight minus the pre-homogenization minimum tissue mass of 194g (minimum mass requirement plus 15%) stated in Worksheet #10.

g = grams
ID = identification
NBS = Newark Bay South
QA/QC = quality assurance/quality control
QAPP = Quality Assurance Project Plan
SDG = sample delivery group
TBD = to be determined
USEPA = U.S. Environmental Protection Agency
Worksheet numbers are from the USEPA-approved Fish Sampling and Analysis Quality Assurance Project Plan, Revision 2, October 2014.

White Perch Fillet Composites

Sample ID	Zone	Processing Date	Species	Number of Fish	Sample Preparation	Sample Type	SDG	SDG Sample Count	Tissue Weight Based on Field Measurements (g)	Mass Available for QA/QC (g)[a]	Tierra QA/QC (g)	Mass Available for Splits (g)[b]
NB03FWPN-COMP07	NBN	Multiple	Perch, White	8	Fillet	Composite	NB3032	1	221.9	28		28
NB03FWPN-COMP08	NBN	Multiple	Perch, White	6	Fillet	Composite	NB3031	1	272.9	79		79
NB03FWPN-COMP09	NBN	Multiple	Perch, White	5	Fillet	Composite	NB3032	2	239.1	45		45
NB03FWPN-COMP10	NBN	Multiple	Perch, White	5	Fillet	Composite	NB3031	2	322.2	128		128
NB03FWPN-COMP11	NBN	Multiple	Perch, White	5	Fillet	Composite	NB3031	3	371.0	177		177
NB03FWPN-COMP12	NBN	Multiple	Perch, White	5	Fillet	Composite	NB3031	4	534.1	340	194	146
NB03FWPC-COMP07	NBC	3/16/16	Perch, White	5	Fillet	Composite	NB3032	4	236.5	43		43
NB03FWPC-COMP08	NBC	Multiple	Perch, White	5	Fillet	Composite	NB3032	5	261.5	68	46	22
NB03FWPC-COMP09	NBC	Multiple	Perch, White	5	Fillet	Composite	NB3031	6	268.1	74		74
NB03FWPC-COMP10	NBC	Multiple	Perch, White	5	Fillet	Composite	NB3031	10	322.4	128	115	13
NB03FWPC-COMP11	NBC	Multiple	Perch, White	4	Fillet	Composite	NB3031	7	280.8	87	23	64
NB03FWPC-COMP12	NBC	Multiple	Perch, White	4	Fillet	Composite	NB3032	6	339.3	145	114	31
NB03FWPS-COMP07	NBS	3/16/16	Perch, White	5	Fillet	Composite	NB3032	8	239.2	45	35	10
NB03FWPS-COMP08	NBS	3/16/16	Perch, White	5	Fillet	Composite	NB3032	9	264.0	70	58	13
NB03FWPS-COMP09	NBS	3/16/16	Perch, White	5	Fillet	Composite	NB3032	11	327.2	133	115	18
NB03FWPS-COMP10	NBS	3/16/16	Perch, White	5	Fillet	Composite	NB3031	8	319.0	125		125
NB03FWPS-COMP11	NBS	3/16/16	Perch, White	5	Fillet	Composite	NB3032	12	417.7	224	191	33
NB03FWPS-COMP12	NBS	3/16/16	Perch, White	5	Fillet	Composite	NB3031	9	531.2	337	271	66

Notes:

[a] The mass available for QA/QC is the tissue weight minus the pre-homogenization minimum tissue mass of 194g (minimum mass requirement plus 15%) stated in Worksheet #10.
[b] The mass available for splits is the mass available for QA/QC minus the mass used for Tierra QA/QC samples.

g = grams
ID = identification
NBC = Newark Bay Central
NBN = Newark Bay North
NBS = Newark Bay South
QA/QC = quality assurance/quality control
QAPP = Quality Assurance Project Plan
SDG = sample delivery group
TBD = to be determined
USEPA = U.S. Environmental Protection Agency
Worksheet numbers are from the USEPA-approved Fish Sampling and Analysis Quality Assurance Project Plan, Revision 2, October 2014.

Zone	Processing Date	Tissue ID	Specimen ID	Species	Length (mm)	Weight (g)	Comments
NBN	3/23/2016	NB03FWPN460	NB03FWPN-COMP07-001	Perch, White (WP)	178	21.3	
NBN	3/23/2016	NB03FWPN461	NB03FWPN-COMP07-002	Perch, White (WP)	182	26.5	
NBN	3/23/2016	NB03FWPN458	NB03FWPN-COMP07-003	Perch, White (WP)	185	22.8	
NBN	3/15/2016	NB03FWPN443	NB03FWPN-COMP07-004	Perch, White (WP)	191	28.5	
NBN	3/15/2016	NB03FWPN448	NB03FWPN-COMP07-005	Perch, White (WP)	192	33.0	
NBN	3/18/2016	NB03FWPN456	NB03FWPN-COMP07-006	Perch, White (WP)	192	29.5	
NBN	3/18/2016	NB03FWPN457	NB03FWPN-COMP07-007	Perch, White (WP)	195	32.7	
NBN	3/17/2016	NB03FWPN451	NB03FWPN-COMP07-008	Perch, White (WP)	198	27.6	

Average Length	189	221.9	Composite Sample Mass
Acceptable Minimum Length	142		NB03FWPN-COMP07
Acceptable Maximum Length	236		

Zone	Processing Date	Tissue ID	Specimen ID	Species	Length (mm)	Weight (g)	Comments
NBN	3/17/2016	NB03FWPN450	NB03FWPN-COMP08-001	Perch, White (WP)	199	33.6	
NBN	3/17/2016	NB03FWPN455	NB03FWPN-COMP08-002	Perch, White (WP)	199	45.2	
NBN	3/17/2016	NB03FWPN454	NB03FWPN-COMP08-003	Perch, White (WP)	210	43.7	
NBN	3/15/2016	NB03FWPN447	NB03FWPN-COMP08-004	Perch, White (WP)	211	46.5	
NBN	3/24/2016	NB03FWPN471	NB03FWPN-COMP08-005	Perch, White (WP)	213	56.6	
NBN	3/17/2016	NB03FWPN452	NB03FWPN-COMP08-006	Perch, White (WP)	219	47.3	

Average Length	209	272.9	Composite Sample Mass
Acceptable Minimum Length	156		NB03FWPN-COMP08
Acceptable Maximum Length	261		

Zone	Processing Date	Tissue ID	Specimen ID	Species	Length (mm)	Weight (g)	Comments
NBN	3/23/2016	NB03FWPN459	NB03FWPN-COMP09-001	Perch, White (WP)	219	40.9	
NBN	3/17/2016	NB03FWPN453	NB03FWPN-COMP09-002	Perch, White (WP)	221	43.2	
NBN	3/16/2016	NB03FWPN449	NB03FWPN-COMP09-003	Perch, White (WP)	222	37.6	
NBN	3/24/2016	NB03FWPN473	NB03FWPN-COMP09-004	Perch, White (WP)	225	58.1	
NBN	3/24/2016	NB03FWPN469	NB03FWPN-COMP09-005	Perch, White (WP)	226	59.3	

Average Length	223	239.1	Composite Sample Mass
Acceptable Minimum Length	167		NB03FWPN-COMP09
Acceptable Maximum Length	278		

Zone	Processing Date	Tissue ID	Specimen ID	Species	Length (mm)	Weight (g)	Comments
NBN	3/24/2016	NB03FWPN474	NB03FWPN-COMP10-001	Perch, White (WP)	231	63.2	
NBN	3/24/2016	NB03FWPN470	NB03FWPN-COMP10-002	Perch, White (WP)	232	67.6	
NBN	3/15/2016	NB03FWPN446	NB03FWPN-COMP10-003	Perch, White (WP)	235	61.1	
NBN	3/24/2016	NB03FWPN475	NB03FWPN-COMP10-004	Perch, White (WP)	238	63.9	
NBN	3/24/2016	NB03FWPN472	NB03FWPN-COMP10-005	Perch, White (WP)	240	66.4	

Average Length	235	322.2	Composite Sample Mass
Acceptable Minimum Length	176		NB03FWPN-COMP10
Acceptable Maximum Length	294		

Zone	Processing Date	Tissue ID	Specimen ID	Species	Length (mm)	Weight (g)	Comments
NBN	3/24/2016	NB03FWPN466	NB03FWPN-COMP11-001	Perch, White (WP)	242	73.4	
NBN	3/15/2016	NB03FWPN444	NB03FWPN-COMP11-002	Perch, White (WP)	246	74.8	
NBN	3/24/2016	NB03FWPN468	NB03FWPN-COMP11-003	Perch, White (WP)	248	65.4	
NBN	3/24/2016	NB03FWPN463	NB03FWPN-COMP11-004	Perch, White (WP)	251	87.9	
NBN	3/24/2016	NB03FWPN467	NB03FWPN-COMP11-005	Perch, White (WP)	252	69.5	

Average Length	248	371.0	Composite Sample Mass
Acceptable Minimum Length	186		NB03FWPN-COMP11
Acceptable Maximum Length	310		

Zone	Processing Date	Tissue ID	Specimen ID	Species	Length (mm)	Weight (g)	Comments
NBN	3/24/2016	NB03FWPN465	NB03FWPN-COMP12-001	Perch, White (WP)	270	111.1	
NBN	3/24/2016	NB03FWPN464	NB03FWPN-COMP12-002	Perch, White (WP)	272	110.0	
NBN	3/15/2016	NB03FWPN445	NB03FWPN-COMP12-003	Perch, White (WP)	274	97.3	
NBN	3/24/2016	NB03FWPN462	NB03FWPN-COMP12-004	Perch, White (WP)	276	85.9	
NBN	3/15/2016	NB03FWPN442	NB03FWPN-COMP12-005	Perch, White (WP)	293	129.8	

Average Length	277	534.1	Composite Sample Mass
Acceptable Minimum Length	208		NB03FWPN-COMP12
Acceptable Maximum Length	346		

Zone	Processing Date	Tissue ID	Specimen ID	Species	Length (mm)	Weight (g)	Comments
NBC	3/16/2016	NB03FWPC526	NB03FWPC-COMP07-001	Perch, White (WP)	206	38.9	
NBC	3/16/2016	NB03FWPC525	NB03FWPC-COMP07-002	Perch, White (WP)	212	50.4	
NBC	3/16/2016	NB03FWPC519	NB03FWPC-COMP07-003	Perch, White (WP)	214	52.7	
NBC	3/16/2016	NB03FWPC517	NB03FWPC-COMP07-004	Perch, White (WP)	215	42.5	
NBC	3/16/2016	NB03FWPC518	NB03FWPC-COMP07-005	Perch, White (WP)	216	52.0	

Average Length	213	236.5	Composite Sample Mass
Acceptable Minimum Length	159		NB03FWPC-COMP07
Acceptable Maximum Length	266		

Zone	Processing Date	Tissue ID	Specimen ID	Species	Length (mm)	Weight (g)	Comments
NBC	3/16/2016	NB03FWPC522	NB03FWPC-COMP08-001	Perch, White (WP)	217	59.8	
NBC	3/16/2016	NB03FWPC521	NB03FWPC-COMP08-002	Perch, White (WP)	218	63.1	
NBC	3/17/2016	NB03FWPC538	NB03FWPC-COMP08-003	Perch, White (WP)	218	46.5	
NBC	3/16/2016	NB03FWPC532	NB03FWPC-COMP08-004	Perch, White (WP)	219	46.4	
NBC	3/16/2016	NB03FWPC535	NB03FWPC-COMP08-005	Perch, White (WP)	220	45.7	

Average Length	218	261.5	Composite Sample Mass
Acceptable Minimum Length	164		NB03FWPC-COMP08
Acceptable Maximum Length	273		

Zone	Processing Date	Tissue ID	Specimen ID	Species	Length (mm)	Weight (g)	Comments
NBC	3/16/2016	NB03FWPC527	NB03FWPC-COMP09-001	Perch, White (WP)	221	58.1	
NBC	3/16/2016	NB03FWPC533	NB03FWPC-COMP09-002	Perch, White (WP)	225	40.3	
NBC	3/16/2016	NB03FWPC531	NB03FWPC-COMP09-003	Perch, White (WP)	227	55.6	
NBC	3/16/2016	NB03FWPC523	NB03FWPC-COMP09-004	Perch, White (WP)	228	69.6	
NBC	3/17/2016	NB03FWPC541	NB03FWPC-COMP09-005	Perch, White (WP)	230	44.5	

Average Length	226	268.1	Composite Sample Mass
Acceptable Minimum Length	170		NB03FWPC-COMP09
Acceptable Maximum Length	283		

Zone	Processing Date	Tissue ID	Specimen ID	Species	Length (mm)	Weight (g)	Comments
NBC	3/17/2016	NB03FWPC540	NB03FWPC-COMP10-001	Perch, White (WP)	231	59.0	
NBC	3/16/2016	NB03FWPC524	NB03FWPC-COMP10-002	Perch, White (WP)	232	70.7	
NBC	3/16/2016	NB03FWPC520	NB03FWPC-COMP10-003	Perch, White (WP)	237	69.5	
NBC	3/16/2016	NB03FWPC537	NB03FWPC-COMP10-004	Perch, White (WP)	237	54.4	
NBC	3/16/2016	NB03FWPC536	NB03FWPC-COMP10-005	Perch, White (WP)	240	68.8	

Average Length	235	322.4	Composite Sample Mass
Acceptable Minimum Length	177		NB03FWPC-COMP10
Acceptable Maximum Length	294		

Zone	Processing Date	Tissue ID	Specimen ID	Species	Length (mm)	Weight (g)	Comments
NBC	3/17/2016	NB03FWPC544	NB03FWPC-COMP11-001	Perch, White (WP)	242	60.2	
NBC	3/16/2016	NB03FWPC529	NB03FWPC-COMP11-002	Perch, White (WP)	245	79.2	
NBC	3/17/2016	NB03FWPC539	NB03FWPC-COMP11-003	Perch, White (WP)	248	58.6	
NBC	3/16/2016	NB03FWPC530	NB03FWPC-COMP11-004	Perch, White (WP)	250	82.8	

Average Length	246	280.8	Composite Sample Mass
Acceptable Minimum Length	185		NB03FWPC-COMP11
Acceptable Maximum Length	308		

Zone	Processing Date	Tissue ID	Specimen ID	Species	Length (mm)	Weight (g)	Comments
NBC	3/16/2016	NB03FWPC534	NB03FWPC-COMP12-001	Perch, White (WP)	252	55.3	
NBC	3/16/2016	NB03FWPC528	NB03FWPC-COMP12-002	Perch, White (WP)	253	85.2	
NBC	3/17/2016	NB03FWPC543	NB03FWPC-COMP12-003	Perch, White (WP)	272	97.3	
NBC	3/17/2016	NB03FWPC542	NB03FWPC-COMP12-004	Perch, White (WP)	278	101.5	

Average Length	264	339.3	Composite Sample Mass
Acceptable Minimum Length	198		NB03FWPC-COMP12
Acceptable Maximum Length	330		

Zone	Processing Date	Tissue ID	Specimen ID	Species	Length (mm)	Weight (g)	Comments
NBS	3/16/2016	NB03FWPS372	NB03FWPS-COMP07-001	Perch, White (WP)	218	50.8	
NBS	3/16/2016	NB03FWPS392	NB03FWPS-COMP07-002	Perch, White (WP)	221	43.8	
NBS	3/16/2016	NB03FWPS379	NB03FWPS-COMP07-003	Perch, White (WP)	222	52.4	
NBS	3/16/2016	NB03FWPS386	NB03FWPS-COMP07-004	Perch, White (WP)	222	47.4	
NBS	3/16/2016	NB03FWPS378	NB03FWPS-COMP07-005	Perch, White (WP)	226	44.8	

Average Length	222	239.2	Composite Sample Mass
Acceptable Minimum Length	166		NB03FWPS-COMP07
Acceptable Maximum Length	277		

Zone	Processing Date	Tissue ID	Specimen ID	Species	Length (mm)	Weight (g)	Comments
NBS	3/16/2016	NB03FWPS388	NB03FWPS-COMP08-001	Perch, White (WP)	228	53.0	
NBS	3/16/2016	NB03FWPS376	NB03FWPS-COMP08-002	Perch, White (WP)	229	58.3	
NBS	3/16/2016	NB03FWPS374	NB03FWPS-COMP08-003	Perch, White (WP)	231	49.5	
NBS	3/16/2016	NB03FWPS375	NB03FWPS-COMP08-004	Perch, White (WP)	232	56.1	
NBS	3/16/2016	NB03FWPS377	NB03FWPS-COMP08-005	Perch, White (WP)	232	47.1	

Average Length	230	264.0	Composite Sample Mass
Acceptable Minimum Length	173		NB03FWPS-COMP08
Acceptable Maximum Length	288		

Zone	Processing Date	Tissue ID	Specimen ID	Species	Length (mm)	Weight (g)	Comments
NBS	3/16/2016	NB03FWPS389	NB03FWPS-COMP09-001	Perch, White (WP)	232	69.4	
NBS	3/16/2016	NB03FWPS397	NB03FWPS-COMP09-002	Perch, White (WP)	232	75.4	
NBS	3/16/2016	NB03FWPS371	NB03FWPS-COMP09-003	Perch, White (WP)	235	58.2	
NBS	3/16/2016	NB03FWPS394	NB03FWPS-COMP09-004	Perch, White (WP)	238	75.2	
NBS	3/16/2016	NB03FWPS383	NB03FWPS-COMP09-005	Perch, White (WP)	239	49.0	

Average Length	235	327.2	Composite Sample Mass
Acceptable Minimum Length	176		NB03FWPS-COMP09
Acceptable Maximum Length	294		

Zone	Processing Date	Tissue ID	Specimen ID	Species	Length (mm)	Weight (g)	Comments
NBS	3/16/2016	NB03FWPS400	NB03FWPS-COMP10-001	Perch, White (WP)	239	53.2	
NBS	3/16/2016	NB03FWPS391	NB03FWPS-COMP10-002	Perch, White (WP)	241	69.8	
NBS	3/16/2016	NB03FWPS395	NB03FWPS-COMP10-003	Perch, White (WP)	242	61.2	
NBS	3/16/2016	NB03FWPS381	NB03FWPS-COMP10-004	Perch, White (WP)	245	68.0	
NBS	3/16/2016	NB03FWPS387	NB03FWPS-COMP10-005	Perch, White (WP)	245	66.8	

Average Length	242	319.0	Composite Sample Mass
Acceptable Minimum Length	182		NB03FWPS-COMP10
Acceptable Maximum Length	303		

Zone	Processing Date	Tissue ID	Specimen ID	Species	Length (mm)	Weight (g)	Comments
NBS	3/16/2016	NB03FWPS382	NB03FWPS-COMP11-001	Perch, White (WP)	248	80.3	
NBS	3/16/2016	NB03FWPS380	NB03FWPS-COMP11-002	Perch, White (WP)	258	72.4	
NBS	3/16/2016	NB03FWPS390	NB03FWPS-COMP11-003	Perch, White (WP)	258	76.7	
NBS	3/16/2016	NB03FWPS399	NB03FWPS-COMP11-004	Perch, White (WP)	261	74.0	
NBS	3/16/2016	NB03FWPS396	NB03FWPS-COMP11-005	Perch, White (WP)	265	114.3	

Average Length	258	417.7	Composite Sample Mass
Acceptable Minimum Length	194		NB03FWPS-COMP11
Acceptable Maximum Length	323		

Zone	Processing Date	Tissue ID	Specimen ID	Species	Length (mm)	Weight (g)	Comments
NBS	3/16/2016	NB03FWPS384	NB03FWPS-COMP12-001	Perch, White (WP)	265	100.3	
NBS	3/16/2016	NB03FWPS385	NB03FWPS-COMP12-002	Perch, White (WP)	270	131.4	
NBS	3/16/2016	NB03FWPS393	NB03FWPS-COMP12-003	Perch, White (WP)	270	89.6	
NBS	3/16/2016	NB03FWPS373	NB03FWPS-COMP12-004	Perch, White (WP)	278	89.1	
NBS	3/16/2016	NB03FWPS398	NB03FWPS-COMP12-005	Perch, White (WP)	298	120.8	

Average Length	276	531.2	Composite Sample Mass
Acceptable Minimum Length	207		NB03FWPS-COMP12
Acceptable Maximum Length	345		

Eel Whole Body Composites

Sample ID	Zone	Sample Area	Sample Date	Species	Number of Fish	Sample Preparation	Sample Type	SDG	SDG Sample Count	Tissue Weight Based on Field Measurements (g)	Mass Available for QA/QC and/or Splits (g)[a]
NB03WAEN-COMP01	NBN	North	Multiple	Eel, American	6	Whole Body	Composite	NB3021	5	208.1	14
NB03WAEN-COMP02	NBN	North	7/30/15	Eel, American	5	Whole Body	Composite	NB3028	10	362.0	168
NB03WAEN-COMP03	NBN	North	7/30/15	Eel, American	5	Whole Body	Composite	NB3023	16	595.0	401
NB03WAEN-COMP04	NBN	North	7/30/15	Eel, American	3	Whole Body	Composite	NB3028	11	589.0	395
NB03WAEN-COMP05	NBN	North	Multiple	Eel, American	3	Whole Body	Composite	NB3021	6	741.0	547
NB03WAEN-COMP06	NBN	North	Multiple	Eel, American	2	Whole Body	Composite	NB3020	5	812.0	618
NB03WAEC-COMP01	NBC	Central	8/4/15	Eel, American	4	Whole Body	Composite	NB3028	12	323.0	129
NB03WAEC-COMP02	NBC	Central	Multiple	Eel, American	3	Whole Body	Composite	NB3021	8	311.0	117
NB03WAEC-COMP03	NBC	Central	8/5/15	Eel, American	2	Whole Body	Composite	NB3028	13	285.0	91
NB03WAEC-COMP04	NBC	Central	Multiple	Eel, American	2	Whole Body	Composite	NB3021	9	386.0	192
NB03WAEC-COMP05	NBC	Central	8/5/15	Eel, American	2	Whole Body	Composite	NB3028	14	490.0	296
NB03WAEC-COMP06	NBC	Central	Multiple	Eel, American	2	Whole Body	Composite	NB3021	10	477.0	283
NB03WAES-COMP01	NBS	South	Multiple	Eel, American	3	Whole Body	Composite	NB3021	11	214.0	20
NB03WAES-COMP02	NBS	South	Multiple	Eel, American	2	Whole Body	Composite	NB3021	12	214.0	20
NB03WAES-COMP03	NBS	South	10/24/14	Eel, American	2	Whole Body	Composite	NB3020	6	308.0	114
NB03WAES-COMP04	NBS	South	Multiple	Eel, American	2	Whole Body	Composite	NB3021	13	365.0	171
NB03WAES-COMP05	NBS	South	8/5/15	Eel, American	2	Whole Body	Composite	NB3023	9	560.0	366
NB03WAES-COMP06	NBS	South	Multiple	Eel, American	2	Whole Body	Composite	NB3021	14	769.0	575

Notes:

[a] The mass available for QA/QC is the tissue weight minus the pre-homogenization minimum tissue mass of 194g (minimum mass requirement plus 15%) stated in Worksheet #10.

g = grams

ID = identification

QA/QC = quality assurance/quality control

QAPP = Quality Assurance Project Plan

SDG = sample delivery group

USEPA = U.S. Environmental Protection Agency

Worksheet numbers are from the USEPA-approved Fish Sampling and Analysis Quality Assurance Project Plan, Revision 2, October 2014.

Zone	Processing Date	Tissue ID	Specimen ID	Species	Length (mm)	Weight (g)	Comments
NBN	10/21/2014	NB03WAEN036	NB03WAEN-COMP01-001	Eel, American (AE)	201	13.2	
NBN	10/9/2014	NB03WAEN017	NB03WAEN-COMP01-002	Eel, American (AE)	240	27.9	Examined by pathologist (NB03WAEN017)
NBN	7/30/2015	NB03WAEN417	NB03WAEN-COMP01-003	Eel, American (AE)	249	28	
NBN	7/30/2015	NB03WAEN419	NB03WAEN-COMP01-004	Eel, American (AE)	266	35	
NBN	7/30/2015	NB03WAEN420	NB03WAEN-COMP01-005	Eel, American (AE)	300	47	
NBN	7/30/2015	NB03WAEN415	NB03WAEN-COMP01-006	Eel, American (AE)	321	57	

Average Length	263	208.1	Composite Sample Mass
Acceptable Minimum Length	197		NB03WAEN-COMP01
Acceptable Maximum Length	329		

Zone	Processing Date	Tissue ID	Specimen ID	Species	Length (mm)	Weight (g)	Comments
NBN	7/30/2015	NB03WAEN418	NB03WAEN-COMP02-001	Eel, American (AE)	326	54	
NBN	7/30/2015	NB03WAEN421	NB03WAEN-COMP02-002	Eel, American (AE)	341	69	
NBN	7/30/2015	NB03WAEN416	NB03WAEN-COMP02-003	Eel, American (AE)	342	69	
NBN	7/30/2015	NB03WAEN423	NB03WAEN-COMP02-004	Eel, American (AE)	346	81	
NBN	7/30/2015	NB03WAEN422	NB03WAEN-COMP02-005	Eel, American (AE)	376	89	

Average Length	346	362	Composite Sample Mass
Acceptable Minimum Length	260		NB03WAEN-COMP02
Acceptable Maximum Length	433		

Zone	Processing Date	Tissue ID	Specimen ID	Species	Length (mm)	Weight (g)	Comments
NBN	7/30/2015	NB03WAEN425	NB03WAEN-COMP03-001	Eel, American (AE)	382	98	
NBN	7/30/2015	NB03WAEN426	NB03WAEN-COMP03-002	Eel, American (AE)	403	106	
NBN	7/30/2015	NB03WAEN413	NB03WAEN-COMP03-003	Eel, American (AE)	405	110	
NBN	7/30/2015	NB03WAEN424	NB03WAEN-COMP03-004	Eel, American (AE)	428	128	
NBN	7/30/2015	NB03WAEN414	NB03WAEN-COMP03-005	Eel, American (AE)	435	153	

Average Length	411	595.0	Composite Sample Mass
Acceptable Minimum Length	308		NB03WAEN-COMP03
Acceptable Maximum Length	513		

Zone	Processing Date	Tissue ID	Specimen ID	Species	Length (mm)	Weight (g)	Comments
NBN	7/30/2015	NB03WAEN437	NB03WAEN-COMP04-001	Eel, American (AE)	442	152	
NBN	7/30/2015	NB03WAEN438	NB03WAEN-COMP04-002	Eel, American (AE)	443	181	
NBN	7/30/2015	NB03WAEN441	NB03WAEN-COMP04-003	Eel, American (AE)	494	256	

Average Length	460	589.0	Composite Sample Mass
Acceptable Minimum Length	345		NB03WAEN-COMP04
Acceptable Maximum Length	575		

Zone	Processing Date	Tissue ID	Specimen ID	Species	Length (mm)	Weight (g)	Comments
NBN	7/30/2015	NB03WAEN439	NB03WAEN-COMP05-001	Eel, American (AE)	504	244	
NBN	10/10/2014	NB03WAEN024	NB03WAEN-COMP05-002	Eel, American (AE)	510	273	Examined by pathologist (NB03WAEN024)
NBN	7/30/2015	NB03WAEN440	NB03WAEN-COMP05-003	Eel, American (AE)	513	224	

Average Length	509	741.0	Composite Sample Mass
Acceptable Minimum Length	382		NB03WAEN-COMP05
Acceptable Maximum Length	636		

Zone	Processing Date	Tissue ID	Specimen ID	Species	Length (mm)	Weight (g)	Comments
NBN	10/9/2014	NB03WAEN016	NB03WAEN-COMP06-001	Eel, American (AE)	555	340	Examined by pathologist (NB03WAEN016)
NBN	10/10/2014	NB03WAEN025	NB03WAEN-COMP06-002	Eel, American (AE)	610	472	Examined by pathologist (NB03WAEN025)

Average Length	583	812.0	Composite Sample Mass
Acceptable Minimum Length	437		NB03WAEN-COMP06
Acceptable Maximum Length	728		

Zone	Processing Date	Tissue ID	Specimen ID	Species	Length (mm)	Weight (g)	Comments
NBC	8/4/2015	NB03WAEC498	NB03WAEC-COMP01-001	Eel, American (AE)	334	80	
NBC	8/4/2015	NB03WAEC500	NB03WAEC-COMP01-002	Eel, American (AE)	337	79	
NBC	8/4/2015	NB03WAEC501	NB03WAEC-COMP01-003	Eel, American (AE)	342	76	
NBC	8/4/2015	NB03WAEC497	NB03WAEC-COMP01-004	Eel, American (AE)	355	88	

Average Length	342	323.0	Composite Sample Mass
Acceptable Minimum Length	257		NB03WAEC-COMP01
Acceptable Maximum Length	428		

Zone	Processing Date	Tissue ID	Specimen ID	Species	Length (mm)	Weight (g)	Comments
NBC	7/31/2015	NB03WAEC492	NB03WAEC-COMP02-001	Eel, American (AE)	382	95	
NBC	8/4/2015	NB03WAEC499	NB03WAEC-COMP02-002	Eel, American (AE)	382	116	
NBC	8/5/2015	NB03WAEC516	NB03WAEC-COMP02-003	Eel, American (AE)	382	100	

Average Length	382	311.0	Composite Sample Mass
Acceptable Minimum Length	287		NB03WAEC-COMP02
Acceptable Maximum Length	478		

Zone	Processing Date	Tissue ID	Specimen ID	Species	Length (mm)	Weight (g)	Comments
NBC	8/5/2015	NB03WAEC515	NB03WAEC-COMP03-001	Eel, American (AE)	390	115	
NBC	8/5/2015	NB03WAEC512	NB03WAEC-COMP03-002	Eel, American (AE)	445	170	

Average Length	418	285.0	Composite Sample Mass
Acceptable Minimum Length	313		NB03WAEC-COMP03
Acceptable Maximum Length	522		

Zone	Processing Date	Tissue ID	Specimen ID	Species	Length (mm)	Weight (g)	Comments
NBC	8/5/2015	NB03WAEC511	NB03WAEC-COMP04-001	Eel, American (AE)	458	190	
NBC	8/4/2015	NB03WAEC496	NB03WAEC-COMP04-002	Eel, American (AE)	459	196	

Average Length	459	386.0	Composite Sample Mass
Acceptable Minimum Length	344		NB03WAEC-COMP04
Acceptable Maximum Length	573		

Zone	Processing Date	Tissue ID	Specimen ID	Species	Length (mm)	Weight (g)	Comments
NBC	8/5/2015	NB03WAEC513	NB03WAEC-COMP05-001	Eel, American (AE)	490	250.0	
NBC	8/5/2015	NB03WAEC514	NB03WAEC-COMP05-002	Eel, American (AE)	505	240.0	

Average Length	498	490.0	Composite Sample Mass
Acceptable Minimum Length	373		NB03WAEC-COMP05
Acceptable Maximum Length	622		

Zone	Processing Date	Tissue ID	Specimen ID	Species	Length (mm)	Weight (g)	Comments
NBC	8/4/2015	NB03WAEC494	NB03WAEC-COMP06-001	Eel, American (AE)	514	207.0	
NBC	8/5/2015	NB03WAEC510	NB03WAEC-COMP06-002	Eel, American (AE)	515	270.0	

Average Length	515	477.0	Composite Sample Mass
Acceptable Minimum Length	386		NB03WAEC-COMP06
Acceptable Maximum Length	643		

Zone	Processing Date	Tissue ID	Specimen ID	Species	Length (mm)	Weight (g)	Comments
NBS	7/31/2015	NB03WAES360	NB03WAES-COMP01-001	Eel, American (AE)	250	30	
NBS	8/5/2015	NB03WAES368	NB03WAES-COMP01-002	Eel, American (AE)	345	80	
NBS	10/16/2014	NB03WAES017	NB03WAES-COMP01-003	Eel, American (AE)	382	104	

Average Length	326	214.0	Composite Sample Mass
Acceptable Minimum Length	244		NB03WAES-COMP01
Acceptable Maximum Length	407		

Zone	Processing Date	Tissue ID	Specimen ID	Species	Length (mm)	Weight (g)	Comments
NBS	8/5/2015	NB03WAES369	NB03WAES-COMP02-001	Eel, American (AE)	385	120	
NBS	7/30/2015	NB03WAES358	NB03WAES-COMP02-002	Eel, American (AE)	388	94	

Average Length	387	214	Composite Sample Mass
Acceptable Minimum Length	290		NB03WAES-COMP02
Acceptable Maximum Length	483		

Zone	Processing Date	Tissue ID	Specimen ID	Species	Length (mm)	Weight (g)	Comments
NBS	10/24/2014	NB03WAES023	NB03WAES-COMP03-001	Eel, American (AE)	440	148	
NBS	10/24/2014	NB03WAES022	NB03WAES-COMP03-002	Eel, American (AE)	445	160	

Average Length	443	308	Composite Sample Mass
Acceptable Minimum Length	332		NB03WAES-COMP03
Acceptable Maximum Length	553		

Zone	Processing Date	Tissue ID	Specimen ID	Species	Length (mm)	Weight (g)	Comments
NBS	8/4/2015	NB03WAES363	NB03WAES-COMP04-001	Eel, American (AE)	466	135	
NBS	8/5/2015	NB03WAES367	NB03WAES-COMP04-002	Eel, American (AE)	480	230	

Average Length	473	365	Composite Sample Mass
Acceptable Minimum Length	355		NB03WAES-COMP04
Acceptable Maximum Length	591		

Zone	Processing Date	Tissue ID	Specimen ID	Species	Length (mm)	Weight (g)	Comments
NBS	8/5/2015	NB03WAES370	NB03WAES-COMP05-001	Eel, American (AE)	502	210.0	
NBS	8/5/2015	NB03WAES366	NB03WAES-COMP05-002	Eel, American (AE)	550	350.0	

Average Length	526	560.0	Composite Sample Mass
Acceptable Minimum Length	395		NB03WAES-COMP05
Acceptable Maximum Length	658		

Zone	Processing Date	Tissue ID	Specimen ID	Species	Length (mm)	Weight (g)	Comments
NBS	10/23/2014	NB03WAES020	NB03WAES-COMP06-001	Eel, American (AE)	585	395	
NBS	6/8/2015	NB03WAES350	NB03WAES-COMP06-002	Eel, American (AE)	610	374	

Average Length	598	769.0	Composite Sample Mass
Acceptable Minimum Length	448		NB03WAES-COMP06
Acceptable Maximum Length	747		

Benthic/Demersal Whole Body Composites

Sample ID	Zone	Sample Area	Sample Date	Species	Number of Fish	Sample Preparation	Sample Type	SDG	SDG Sample Count	Tissue Weight Based on Field Measurements (g)	for QA/QC and/or Splits (g)[a]
NB03WSFN-COMP01	NBN	North	Multiple	Flounder, Summer	5	Whole Body	Composite	NB3020	9	237.7	44
NB03WSFN-COMP02	NBN	North	Multiple	Flounder, Summer	2	Whole Body	Composite	NB3020	14	505.1	311
NB03WWFN-COMP03	NBN	North	Multiple	Flounder, Winter	25	Whole Body	Composite	NB3020	10	202.9	9
NB03WWFN-COMP04	NBN	North	Multiple	Flounder, Winter	14	Whole Body	Composite	NB3020	11	197.0	3
NB03WWFN-COMP05	NBN	North	Multiple	Flounder, Winter	8	Whole Body	Composite	NB3024	6	203.2	9
NB03WWFN-COMP06	NBN	North	Multiple	Flounder, Winter	4	Whole Body	Composite	NB3020	1	531.0	337
NB03WSFC-COMP01	NBC	Central	Multiple	Flounder, Summer	3	Whole Body	Composite	NB3020	12	249.6	56
NB03WSFC-COMP02	NBC	Central	Multiple	Flounder, Summer	2	Whole Body	Composite	NB3020	13	300.8	107
NB03WWFC-COMP03	NBC	Central	Multiple	Flounder, Winter	33	Whole Body	Composite	NB3024	7	373.0	179
NB03WWFC-COMP04	NBC	Central	Multiple	Flounder, Winter	31	Whole Body	Composite	NB3024	8	486.0	292
NB03WWFC-COMP05	NBC	Central	Multiple	Flounder, Winter	31	Whole Body	Composite	NB3025	2	801.3	607
NB03WWFC-COMP06	NBC	Central	Multiple	Flounder, Winter	8	Whole Body	Composite	NB3020	2	852.4	658
NB03WSFS-COMP01	NBS	South	Multiple	Flounder, Summer	4	Whole Body	Individual	NB3020	16	531.7	338
NB03WSFS-COMP02	NBS	South	Multiple	Flounder, Summer	3	Whole Body	Individual	NB3024	9	1,180	986
NB03WSFS-COMP03	NBS	South	Multiple	Flounder, Summer	2	Whole Body	Individual	NB3020	17	850.0	656
NB03WSFS-COMP04	NBS	South	6/4/15	Flounder, Summer	2	Whole Body	Composite	NB3024	10	1,048	854
NB03WWFS-COMP05	NBS	South	Multiple	Flounder, Winter	21	Whole Body	Composite	NB3020	18	299.5	106
NB03WWFS-COMP06	NBS	South	Multiple	Flounder, Winter	3	Whole Body	Composite	NB3024	12	243.5	50

Notes:

[a] The mass available for QA/QC is the tissue weight minus the pre-homogenization minimum tissue mass of 194g (minimum mass requirement plus 15%) stated in Worksheet #10.

g = grams
ID = identification
QA/QC = quality assurance/quality control
QAPP = Quality Assurance Project Plan
SDG = sample delivery group
USEPA = U.S. Environmental Protection Agency
Worksheet numbers are from the USEPA-approved Fish Sampling and Analysis Quality Assurance Project Plan, Revision 2, October 2014.

Zone	Processing Date	Tissue ID	Specimen ID	Species	Length (mm)	Weight (g)	Comments
NBN	10/7/2014	NB03WSFN006	NB03WSFN-COMP001-001	Flounder, Summer (SF)	155	28.9	
NBN	4/10/2015	NB03WSFN334	NB03WSFN-COMP001-002	Flounder, Summer (SF)	168	43.5	
NBN	4/8/2015	NB03WSFN238	NB03WSFN-COMP001-003	Flounder, Summer (SF)	188	48.0	
NBN	10/9/2014	NB03WSFN018	NB03WSFN-COMP001-004	Flounder, Summer (SF)	190	50.3	Examined by pathologist (NB03WSFN018)
NBN	10/7/2014	NB03WSFN005	NB03WSFN-COMP001-005	Flounder, Summer (SF)	190	67.0	

Average Length	178	237.7	Composite Sample Mass
Acceptable Minimum Length	134		NB03WSFN-COMP001
Acceptable Maximum Length	223		

Zone	Processing Date	Tissue ID	Specimen ID	Species	Length (mm)	Weight (g)	Comments
NBN	4/1/2015	NB03WSFN204	NB03WSFN-COMP02-001	Flounder, Summer (SF)	205	77.1	
NBN	10/7/2014	NB03WSFN010	NB03WSFN-COMP02-002	Flounder, Summer (SF)	340	428	Noted by USEPA observer as potential for split sample

Average Length	273	505.1	Composite Sample Mass
Acceptable Minimum Length	204		NB03WSFN-COMP02
Acceptable Maximum Length	341		

Zone	Processing Date	Tissue ID	Specimen ID	Species	Length (mm)	Weight (g)	Comments
NBN	4/7/2015	NB03WWFN214	NB03WWFN-COMP03-001	Flounder, Winter (WF)	71	4.0	
NBN	10/20/2014	NB03WWFN034-004	NB03WWFN-COMP03-002	Flounder, Winter (WF)	73	4.2	
NBN	10/20/2014	NB03WWFN034-006	NB03WWFN-COMP03-003	Flounder, Winter (WF)	73	3.6	
NBN	4/10/2015	NB03WWFN341	NB03WWFN-COMP03-004	Flounder, Winter (WF)	78	5.7	
NBN	10/20/2014	NB03WWFN034-001	NB03WWFN-COMP03-005	Flounder, Winter (WF)	78	4.5	
NBN	4/7/2015	NB03WWFN213	NB03WWFN-COMP03-006	Flounder, Winter (WF)	80	6.0	
NBN	10/13/2014	NB03WWFN033	NB03WWFN-COMP03-007	Flounder, Winter (WF)	80	5.5	
NBN	4/10/2015	NB03WWFN336	NB03WWFN-COMP03-008	Flounder, Winter (WF)	82	7.1	
NBN	10/20/2014	NB03WWFN034-005	NB03WWFN-COMP03-009	Flounder, Winter (WF)	85	6.3	
NBN	10/20/2014	NB03WWFN034-003	NB03WWFN-COMP03-010	Flounder, Winter (WF)	87	7.4	
NBN	4/10/2015	NB03WWFN348	NB03WWFN-COMP03-011	Flounder, Winter (WF)	88	8.7	
NBN	4/8/2015	NB03WWFN241	NB03WWFN-COMP03-012	Flounder, Winter (WF)	89	10.0	
NBN	4/7/2015	NB03WWFN209	NB03WWFN-COMP03-013	Flounder, Winter (WF)	90	7.0	
NBN	4/10/2015	NB03WWFN338	NB03WWFN-COMP03-014	Flounder, Winter (WF)	90	9.7	
NBN	4/10/2015	NB03WWFN339	NB03WWFN-COMP03-015	Flounder, Winter (WF)	90	9.1	
NBN	10/20/2014	NB03WWFN034-002	NB03WWFN-COMP03-016	Flounder, Winter (WF)	91	7.3	
NBN	10/6/2014	NB03WWFN003	NB03WWFN-COMP03-017	Flounder, Winter (WF)	92	8.6	
NBN	4/9/2015	NB03WWFN322	NB03WWFN-COMP03-018	Flounder, Winter (WF)	93	9.0	
NBN	4/10/2015	NB03WWFN344	NB03WWFN-COMP03-019	Flounder, Winter (WF)	95	9.8	
NBN	10/6/2014	NB03WWFN001	NB03WWFN-COMP03-020	Flounder, Winter (WF)	95	10.4	
NBN	4/10/2015	NB03WWFN335	NB03WWFN-COMP03-021	Flounder, Winter (WF)	97	11.3	
NBN	4/10/2015	NB03WWFN343	NB03WWFN-COMP03-022	Flounder, Winter (WF)	98	11.7	
NBN	4/10/2015	NB03WWFN345	NB03WWFN-COMP03-023	Flounder, Winter (WF)	98	11.2	
NBN	4/9/2015	NB03WWFN324	NB03WWFN-COMP03-024	Flounder, Winter (WF)	100	11.2	
NBN	4/10/2015	NB03WWFN340	NB03WWFN-COMP03-025	Flounder, Winter (WF)	100	13.6	

Average Length	88	202.9	Composite Sample Mass
Acceptable Minimum Length	66		NB03WWFN-COMP03
Acceptable Maximum Length	110		

Zone	Processing Date	Tissue ID	Specimen ID	Species	Length (mm)	Weight (g)	Comments
NBN	4/7/2015	NB03WWFN211	NB03WWFN-COMP04-001	Flounder, Winter (WF)	102	11.0	
NBN	10/13/2014	NB03WWFN031	NB03WWFN-COMP04-002	Flounder, Winter (WF)	102	11.8	
NBN	4/10/2015	NB03WWFN342	NB03WWFN-COMP04-003	Flounder, Winter (WF)	102	12.7	
NBN	10/13/2014	NB03WWFN032	NB03WWFN-COMP04-004	Flounder, Winter (WF)	103	12.3	
NBN	10/13/2014	NB03WWFN030	NB03WWFN-COMP04-005	Flounder, Winter (WF)	105	11.7	
NBN	4/10/2015	NB03WWFN337	NB03WWFN-COMP04-006	Flounder, Winter (WF)	105	13.3	
NBN	4/8/2015	NB03WWFN242	NB03WWFN-COMP04-007	Flounder, Winter (WF)	106	14.0	
NBN	4/9/2015	NB03WWFN321	NB03WWFN-COMP04-008	Flounder, Winter (WF)	106	14.0	
NBN	4/10/2015	NB03WWFN347	NB03WWFN-COMP04-009	Flounder, Winter (WF)	106	15.2	
NBN	4/10/2015	NB03WWFN346	NB03WWFN-COMP04-010	Flounder, Winter (WF)	110	17.1	
NBN	4/7/2015	NB03WWFN207	NB03WWFN-COMP04-011	Flounder, Winter (WF)	111	15.0	
NBN	4/7/2015	NB03WWFN208	NB03WWFN-COMP04-012	Flounder, Winter (WF)	112	12.0	
NBN	4/9/2015	NB03WWFN325	NB03WWFN-COMP04-013	Flounder, Winter (WF)	115	17.6	
NBN	4/9/2015	NB03WWFN326	NB03WWFN-COMP04-014	Flounder, Winter (WF)	115	19.3	

Average Length	107	197.0	Composite Sample Mass
Acceptable Minimum Length	80		NB03WWFN-COMP04
Acceptable Maximum Length	134		

Zone	Processing Date	Tissue ID	Specimen ID	Species	Length (mm)	Weight (g)	Comments
NBN	4/1/2015	NB03WWFN203	NB03WWFN-COMP05-001	Flounder, Winter (WF)	115	15.3	
NBN	4/9/2015	NB03WWFN323	NB03WWFN-COMP05-002	Flounder, Winter (WF)	116	17.9	
NBN	4/7/2015	NB03WWFN212	NB03WWFN-COMP05-003	Flounder, Winter (WF)	119	22.0	
NBN	4/8/2015	NB03WWFN240	NB03WWFN-COMP05-004	Flounder, Winter (WF)	121	18.0	
NBN	4/10/2015	NB03WWFN349	NB03WWFN-COMP05-005	Flounder, Winter (WF)	130	26.8	
NBN	4/7/2015	NB03WWFN210	NB03WWFN-COMP05-006	Flounder, Winter (WF)	132	28.0	
NBN	4/8/2015	NB03WWFN239	NB03WWFN-COMP05-007	Flounder, Winter (WF)	143	34.0	
NBN	4/10/2015	NB03WWFN350	NB03WWFN-COMP05-008	Flounder, Winter (WF)	145	41.2	

Average Length	128	203.2	Composite Sample Mass
Acceptable Minimum Length	96		NB03WWFN-COMP05
Acceptable Maximum Length	160		

Zone	Processing Date	Tissue ID	Specimen ID	Species	Length (mm)	Weight (g)	Comments
NBN	10/7/2014	NB03WWFN004	NB03WWFN-COMP06-001	Flounder, Winter (WF)	170	50.9	
NBN	4/10/2015	NB03WWFN353	NB03WWFN-COMP06-002	Flounder, Winter (WF)	200	102.0	
NBN	4/10/2015	NB03WWFN352	NB03WWFN-COMP06-003	Flounder, Winter (WF)	225	133.1	
NBN	4/10/2015	NB03WWFN351	NB03WWFN-COMP06-004	Flounder, Winter (WF)	260	245.0	

Average Length	214	531.0	Composite Sample Mass
Acceptable Minimum Length	160		NB03WWFN-COMP06
Acceptable Maximum Length	267		

Zone	Processing Date	Tissue ID	Specimen ID	Species	Length (mm)	Weight (g)	Comments
NBC	4/9/2015	NB03WSFC233	NB03WSFC-COMP01-001	Flounder, Summer (SF)	205	68.5	
NBC	10/9/2014	NB03WSFC004	NB03WSFC-COMP01-002	Flounder, Summer (SF)	214	94.1	Examined by pathologist (NB03WSFC004)
NBC	4/9/2015	NB03WSFC235	NB03WSFC-COMP01-003	Flounder, Summer (SF)	216	87.0	
				Average Length	212	249.6	Composite Sample Mass
				Acceptable Minimum Length	159		NB03WSFC-COMP01
				Acceptable Maximum Length	265		

Zone	Processing Date	Tissue ID	Specimen ID	Species	Length (mm)	Weight (g)	Comments
NBC	10/9/2014	NB03WSFC003	NB03WSFC-COMP02-001	Flounder, Summer (SF)	251	145.8	Examined by pathologist (NB03WSFC003)
NBC	4/8/2015	NB03WSFC140	NB03WSFC-COMP02-002	Flounder, Summer (SF)	260	155.0	
				Average Length	256	300.8	Composite Sample Mass
				Acceptable Minimum Length	192		NB03WSFC-COMP02
				Acceptable Maximum Length	319		

Zone	Processing Date	Tissue ID	Specimen ID	Species	Length (mm)	Weight (g)	Comments
NBC	4/8/2015	NB03WWFC154	NB03WWFC-COMP03-001	Flounder, Winter (WF)	95	12.0	
NBC	4/8/2015	NB03WWFC165	NB03WWFC-COMP03-002	Flounder, Winter (WF)	95	13.0	
NBC	4/8/2015	NB03WWFC167	NB03WWFC-COMP03-003	Flounder, Winter (WF)	95	11.0	
NBC	4/9/2015	NB03WWFC253	NB03WWFC-COMP03-004	Flounder, Winter (WF)	95	8.6	
NBC	4/10/2015	NB03WWFC358	NB03WWFC-COMP03-005	Flounder, Winter (WF)	95	9.0	
NBC	4/10/2015	NB03WWFC372	NB03WWFC-COMP03-006	Flounder, Winter (WF)	95	8.7	
NBC	4/8/2015	NB03WWFC162	NB03WWFC-COMP03-007	Flounder, Winter (WF)	97	12.0	
NBC	4/9/2015	NB03WWFC272	NB03WWFC-COMP03-008	Flounder, Winter (WF)	97	10.1	
NBC	4/8/2015	NB03WWFC146	NB03WWFC-COMP03-009	Flounder, Winter (WF)	98	12.0	
NBC	4/10/2015	NB03WWFC365	NB03WWFC-COMP03-010	Flounder, Winter (WF)	98	11.0	
NBC	4/10/2015	NB03WWFC389	NB03WWFC-COMP03-011	Flounder, Winter (WF)	98	10.9	
NBC	4/10/2015	NB03WWFC396	NB03WWFC-COMP03-012	Flounder, Winter (WF)	98	10.5	
NBC	4/10/2015	NB03WWFC400	NB03WWFC-COMP03-013	Flounder, Winter (WF)	98	10.0	
NBC	4/8/2015	NB03WWFC149	NB03WWFC-COMP03-014	Flounder, Winter (WF)	99	11.0	
NBC	4/1/2015	NB03WWFC038	NB03WWFC-COMP03-015	Flounder, Winter (WF)	100	12.0	
NBC	4/2/2015	NB03WWFC073	NB03WWFC-COMP03-016	Flounder, Winter (WF)	100	11.5	
NBC	4/8/2015	NB03WWFC152	NB03WWFC-COMP03-017	Flounder, Winter (WF)	100	12.0	
NBC	4/9/2015	NB03WWFC194	NB03WWFC-COMP03-018	Flounder, Winter (WF)	100	9.5	
NBC	4/9/2015	NB03WWFC241	NB03WWFC-COMP03-019	Flounder, Winter (WF)	100	11.7	
NBC	4/9/2015	NB03WWFC245	NB03WWFC-COMP03-020	Flounder, Winter (WF)	100	10.4	
NBC	4/9/2015	NB03WWFC252	NB03WWFC-COMP03-021	Flounder, Winter (WF)	100	11.6	
NBC	4/9/2015	NB03WWFC279	NB03WWFC-COMP03-022	Flounder, Winter (WF)	100	12.1	
NBC	4/9/2015	NB03WWFC280	NB03WWFC-COMP03-023	Flounder, Winter (WF)	100	10.7	
NBC	4/10/2015	NB03WWFC345	NB03WWFC-COMP03-024	Flounder, Winter (WF)	100	11.0	
NBC	4/8/2015	NB03WWFC145	NB03WWFC-COMP03-025	Flounder, Winter (WF)	101	11.0	
NBC	4/9/2015	NB03WWFC261	NB03WWFC-COMP03-026	Flounder, Winter (WF)	101	11.1	
NBC	4/7/2015	NB03WWFC088	NB03WWFC-COMP03-027	Flounder, Winter (WF)	102	13.0	
NBC	4/8/2015	NB03WWFC153	NB03WWFC-COMP03-028	Flounder, Winter (WF)	102	13.0	
NBC	4/8/2015	NB03WWFC164	NB03WWFC-COMP03-029	Flounder, Winter (WF)	102	14.0	
NBC	4/9/2015	NB03WWFC257	NB03WWFC-COMP03-030	Flounder, Winter (WF)	102	12.4	
NBC	4/10/2015	NB03WWFC356	NB03WWFC-COMP03-031	Flounder, Winter (WF)	102	12.5	
NBC	4/10/2015	NB03WWFC390	NB03WWFC-COMP03-032	Flounder, Winter (WF)	102	12.5	
NBC	4/10/2015	NB03WWFC397	NB03WWFC-COMP03-033	Flounder, Winter (WF)	102	11.2	
				Average Length	99	373.0	Composite Sample Mass
				Acceptable Minimum Length	74		NB03WWFC-COMP03
				Acceptable Maximum Length	124		

Zone	Processing Date	Tissue ID	Specimen ID	Species	Length (mm)	Weight (g)	Comments
NBC	4/8/2015	NB03WWFC166	NB03WWFC-COMP04-001	Flounder, Winter (WF)	105	15.0	
NBC	4/9/2015	NB03WWFC249	NB03WWFC-COMP04-002	Flounder, Winter (WF)	105	12.3	
NBC	4/9/2015	NB03WWFC268	NB03WWFC-COMP04-003	Flounder, Winter (WF)	105	12.7	
NBC	4/9/2015	NB03WWFC269	NB03WWFC-COMP04-004	Flounder, Winter (WF)	105	11.8	
NBC	4/10/2015	NB03WWFC368	NB03WWFC-COMP04-005	Flounder, Winter (WF)	105	14.0	
NBC	4/10/2015	NB03WWFC386	NB03WWFC-COMP04-006	Flounder, Winter (WF)	105	11.7	
NBC	4/10/2015	NB03WWFC399	NB03WWFC-COMP04-007	Flounder, Winter (WF)	105	12.5	
NBC	4/8/2015	NB03WWFC159	NB03WWFC-COMP04-008	Flounder, Winter (WF)	108	15.0	
NBC	4/10/2015	NB03WWFC375	NB03WWFC-COMP04-009	Flounder, Winter (WF)	108	14.3	
NBC	4/7/2015	NB03WWFC085	NB03WWFC-COMP04-010	Flounder, Winter (WF)	109	17.0	
NBC	4/9/2015	NB03WWFC246	NB03WWFC-COMP04-011	Flounder, Winter (WF)	110	14.5	
NBC	4/9/2015	NB03WWFC275	NB03WWFC-COMP04-012	Flounder, Winter (WF)	110	14.7	
NBC	4/10/2015	NB03WWFC387	NB03WWFC-COMP04-013	Flounder, Winter (WF)	110	15.7	
NBC	4/10/2015	NB03WWFC388	NB03WWFC-COMP04-014	Flounder, Winter (WF)	110	16.3	
NBC	4/10/2015	NB03WWFC398	NB03WWFC-COMP04-015	Flounder, Winter (WF)	110	14.8	
NBC	4/8/2015	NB03WWFC168	NB03WWFC-COMP04-016	Flounder, Winter (WF)	111	14.0	
NBC	4/8/2015	NB03WWFC158	NB03WWFC-COMP04-017	Flounder, Winter (WF)	112	17.0	
NBC	4/8/2015	NB03WWFC173	NB03WWFC-COMP04-018	Flounder, Winter (WF)	112	17.0	
NBC	4/9/2015	NB03WWFC198	NB03WWFC-COMP04-019	Flounder, Winter (WF)	112	15.5	
NBC	4/10/2015	NB03WWFC395	NB03WWFC-COMP04-020	Flounder, Winter (WF)	112	17.0	
NBC	4/2/2015	NB03WWFC043	NB03WWFC-COMP04-021	Flounder, Winter (WF)	115	17.0	
NBC	4/8/2015	NB03WWFC148	NB03WWFC-COMP04-022	Flounder, Winter (WF)	115	18.0	
NBC	4/9/2015	NB03WWFC247	NB03WWFC-COMP04-023	Flounder, Winter (WF)	115	17.6	
NBC	4/10/2015	NB03WWFC352	NB03WWFC-COMP04-024	Flounder, Winter (WF)	115	18.0	
NBC	4/10/2015	NB03WWFC369	NB03WWFC-COMP04-025	Flounder, Winter (WF)	115	19.0	
NBC	4/10/2015	NB03WWFC373	NB03WWFC-COMP04-026	Flounder, Winter (WF)	115	21.6	
NBC	4/10/2015	NB03WWFC391	NB03WWFC-COMP04-027	Flounder, Winter (WF)	115	18.8	
NBC	4/7/2015	NB03WWFC082	NB03WWFC-COMP04-028	Flounder, Winter (WF)	117	18.0	
NBC	4/7/2015	NB03WWFC079	NB03WWFC-COMP04-029	Flounder, Winter (WF)	118	10.0	
NBC	4/10/2015	NB03WWFC362	NB03WWFC-COMP04-030	Flounder, Winter (WF)	118	17.5	
NBC	4/10/2015	NB03WWFC376	NB03WWFC-COMP04-031	Flounder, Winter (WF)	118	17.7	

Average Length	111	486.0	Composite Sample Mass
Acceptable Minimum Length	83		
Acceptable Maximum Length	139		

Zone	Processing Date	Tissue ID	Specimen ID	Species	Length (mm)	Weight (g)	Comments
NBC	4/8/2015	NB03WWFC143	NB03WWFC-COMP05-001	Flounder, Winter (WF)	119	20.0	
NBC	4/8/2015	NB03WWFC161	NB03WWFC-COMP05-002	Flounder, Winter (WF)	119	20.0	
NBC	4/9/2015	NB03WWFC271	NB03WWFC-COMP05-003	Flounder, Winter (WF)	119	20.0	
NBC	4/7/2015	NB03WWFC080	NB03WWFC-COMP05-004	Flounder, Winter (WF)	120	24.0	
NBC	4/8/2015	NB03WWFC144	NB03WWFC-COMP05-005	Flounder, Winter (WF)	120	19.0	
NBC	4/10/2015	NB03WWFC346	NB03WWFC-COMP05-006	Flounder, Winter (WF)	120	20.0	
NBC	4/10/2015	NB03WWFC359	NB03WWFC-COMP05-007	Flounder, Winter (WF)	120	20.0	
NBC	4/7/2015	NB03WWFC081	NB03WWFC-COMP05-008	Flounder, Winter (WF)	122	23.0	
NBC	4/7/2015	NB03WWFC084	NB03WWFC-COMP05-009	Flounder, Winter (WF)	122	26.0	
NBC	4/9/2015	NB03WWFC262	NB03WWFC-COMP05-010	Flounder, Winter (WF)	122	20.9	
NBC	4/10/2015	NB03WWFC347	NB03WWFC-COMP05-011	Flounder, Winter (WF)	122	24.0	
NBC	4/10/2015	NB03WWFC363	NB03WWFC-COMP05-012	Flounder, Winter (WF)	122	21.0	
NBC	4/8/2015	NB03WWFC169	NB03WWFC-COMP05-013	Flounder, Winter (WF)	124	21.0	
NBC	4/9/2015	NB03WWFC270	NB03WWFC-COMP05-014	Flounder, Winter (WF)	125	19.8	
NBC	4/10/2015	NB03WWFC357	NB03WWFC-COMP05-015	Flounder, Winter (WF)	125	23.0	
NBC	4/10/2015	NB03WWFC379	NB03WWFC-COMP05-016	Flounder, Winter (WF)	125	22.6	
NBC	4/9/2015	NB03WWFC267	NB03WWFC-COMP05-017	Flounder, Winter (WF)	128	25.8	
NBC	4/7/2015	NB03WWFC086	NB03WWFC-COMP05-018	Flounder, Winter (WF)	130	25.0	
NBC	4/7/2015	NB03WWFC087	NB03WWFC-COMP05-019	Flounder, Winter (WF)	130	27.0	
NBC	4/8/2015	NB03WWFC142	NB03WWFC-COMP05-020	Flounder, Winter (WF)	131	26.0	
NBC	4/9/2015	NB03WWFC264	NB03WWFC-COMP05-021	Flounder, Winter (WF)	132	22.9	
NBC	4/2/2015	NB03WWFC072	NB03WWFC-COMP05-022	Flounder, Winter (WF)	135	30.0	
NBC	4/7/2015	NB03WWFC078	NB03WWFC-COMP05-023	Flounder, Winter (WF)	135	28.0	
NBC	4/10/2015	NB03WWFC350	NB03WWFC-COMP05-024	Flounder, Winter (WF)	135	27.0	
NBC	4/7/2015	NB03WWFC077	NB03WWFC-COMP05-025	Flounder, Winter (WF)	138	30.0	
NBC	4/9/2015	NB03WWFC240	NB03WWFC-COMP05-026	Flounder, Winter (WF)	138	29.7	
NBC	4/10/2015	NB03WWFC351	NB03WWFC-COMP05-027	Flounder, Winter (WF)	140	37.0	
NBC	4/10/2015	NB03WWFC367	NB03WWFC-COMP05-028	Flounder, Winter (WF)	140	33.0	
NBC	4/9/2015	NB03WWFC265	NB03WWFC-COMP05-029	Flounder, Winter (WF)	142	34.5	
NBC	4/10/2015	NB03WWFC385	NB03WWFC-COMP05-030	Flounder, Winter (WF)	142	37.1	
NBC	4/8/2015	NB03WWFC141	NB03WWFC-COMP05-031	Flounder, Winter (WF)	159	44.0	

Average Length	129	801.3	Composite Sample Mass
Acceptable Minimum Length	97		
Acceptable Maximum Length	161		

Zone	Processing Date	Tissue ID	Specimen ID	Species	Length (mm)	Weight (g)	Comments
NBC	4/9/2015	NB03WWFC250	NB03WWFC-COMP06-001	Flounder, Winter (WF)	170	55.1	
NBC	4/9/2015	NB03WWFC263	NB03WWFC-COMP06-002	Flounder, Winter (WF)	170	60.6	
NBC	4/10/2015	NB03WWFC355	NB03WWFC-COMP06-003	Flounder, Winter (WF)	175	60.0	
NBC	4/7/2015	NB03WWFC089	NB03WWFC-COMP06-004	Flounder, Winter (WF)	205	109.0	
NBC	4/9/2015	NB03WWFC266	NB03WWFC-COMP06-005	Flounder, Winter (WF)	212	127.0	
NBC	4/2/2015	NB03WWFC071	NB03WWFC-COMP06-006	Flounder, Winter (WF)	215	105.0	
NBC	4/2/2015	NB03WWFC042	NB03WWFC-COMP06-007	Flounder, Winter (WF)	230	131.7	
NBC	4/10/2015	NB03WWFC348	NB03WWFC-COMP06-008	Flounder, Winter (WF)	252	204.0	

Average Length	204	852.4	Composite Sample Mass
Acceptable Minimum Length	153		
Acceptable Maximum Length	255		

Zone	Processing Date	Tissue ID	Specimen ID	Species	Length (mm)	Weight (g)	Comments
NBS	10/9/2014	NB03WSFS001	NB03WSFS-COMP01-001	Flounder, Summer (SF)	190	60.7	Examined by pathologist (NB03WSFS001)
NBS	10/23/2014	NB03WSFS021	NB03WSFS-COMP01-002	Flounder, Summer (SF)	247	125.0	
NBS	6/4/2015	NB03WSFS346	NB03WSFS-COMP01-003	Flounder, Summer (SF)	248	126.0	
NBS	6/4/2015	NB03WSFS345	NB03WSFS-COMP01-004	Flounder, Summer (SF)	308	220.0	

Average Length	248	531.7	Composite Sample Mass
Acceptable Minimum Length	186		NB03WSFS-COMP01
Acceptable Maximum Length	310		

Zone	Processing Date	Tissue ID	Specimen ID	Species	Length (mm)	Weight (g)	Comments
NBS	6/4/2015	NB03WSFS343	NB03WSFS-COMP02-001	Flounder, Summer (SF)	340	390	
NBS	6/4/2015	NB03WSFS344	NB03WSFS-COMP02-002	Flounder, Summer (SF)	342	410	
NBS	6/5/2015	NB03WSFS348	NB03WSFS-COMP02-003	Flounder, Summer (SF)	345	380	

Average Length	342	1,180	Composite Sample Mass
Acceptable Minimum Length	257		NB03WSFS-COMP02
Acceptable Maximum Length	428		

Zone	Processing Date	Tissue ID	Specimen ID	Species	Length (mm)	Weight (g)	Comments
NBS	10/9/2014	NB03WSFS002	NB03WSFS-COMP03-001	Flounder, Summer (SF)	349	370	Examined by pathologist (NB03WSFS002)
NBS	6/4/2015	NB03WSFS340	NB03WSFS-COMP03-002	Flounder, Summer (SF)	350	480	

Average Length	350	850	Composite Sample Mass
Acceptable Minimum Length	262		NB03WSFS-COMP03
Acceptable Maximum Length	437		

Zone	Processing Date	Tissue ID	Specimen ID	Species	Length (mm)	Weight (g)	Comments
NBS	6/4/2015	NB03WSFS341	NB03WSFS-COMP04-001	Flounder, Summer (SF)	365	478	
NBS	6/4/2015	NB03WSFS342	NB03WSFS-COMP04-002	Flounder, Summer (SF)	385	570	

Average Length	375	1,048	Composite Sample Mass
Acceptable Minimum Length	281		NB03WSFS-COMP04
Acceptable Maximum Length	469		

Zone	Processing Date	Tissue ID	Specimen ID	Species	Length (mm)	Weight (g)	Comments
NBS	10/13/2014	NB03WWFS010	NB03WWFS-COMP05-001	Flounder, Winter (WF)	90	9.5	
NBS	4/1/2015	NB03WWFS050	NB03WWFS-COMP05-002	Flounder, Winter (WF)	90	7.8	
NBS	10/15/2014	NB03WWFS011	NB03WWFS-COMP05-003	Flounder, Winter (WF)	100	10.8	
NBS	4/1/2015	NB03WWFS034	NB03WWFS-COMP05-004	Flounder, Winter (WF)	100	11.1	
NBS	4/1/2015	NB03WWFS041	NB03WWFS-COMP05-005	Flounder, Winter (WF)	100	10.1	
NBS	4/2/2015	NB03WWFS063	NB03WWFS-COMP05-006	Flounder, Winter (WF)	100	9.2	
NBS	4/1/2015	NB03WWFS037	NB03WWFS-COMP05-007	Flounder, Winter (WF)	105	11.3	
NBS	4/1/2015	NB03WWFS038	NB03WWFS-COMP05-008	Flounder, Winter (WF)	105	10.8	
NBS	4/1/2015	NB03WWFS047	NB03WWFS-COMP05-009	Flounder, Winter (WF)	105	11.8	
NBS	4/1/2015	NB03WWFS049	NB03WWFS-COMP05-010	Flounder, Winter (WF)	105	11.8	
NBS	4/2/2015	NB03WWFS058	NB03WWFS-COMP05-011	Flounder, Winter (WF)	105	11.7	
NBS	4/2/2015	NB03WWFS062	NB03WWFS-COMP05-012	Flounder, Winter (WF)	105	10.7	
NBS	4/1/2015	NB03WWFS042	NB03WWFS-COMP05-013	Flounder, Winter (WF)	110	14.2	
NBS	4/1/2015	NB03WWFS045	NB03WWFS-COMP05-014	Flounder, Winter (WF)	110	14.4	
NBS	4/2/2015	NB03WWFS052	NB03WWFS-COMP05-015	Flounder, Winter (WF)	110	13.1	
NBS	4/1/2015	NB03WWFS036	NB03WWFS-COMP05-016	Flounder, Winter (WF)	115	16.7	
NBS	4/1/2015	NB03WWFS039	NB03WWFS-COMP05-017	Flounder, Winter (WF)	115	15.4	
NBS	4/2/2015	NB03WWFS061	NB03WWFS-COMP05-018	Flounder, Winter (WF)	115	15.5	
NBS	4/1/2015	NB03WWFS044	NB03WWFS-COMP05-019	Flounder, Winter (WF)	130	27.5	
NBS	4/1/2015	NB03WWFS043	NB03WWFS-COMP05-020	Flounder, Winter (WF)	135	26.7	
NBS	4/2/2015	NB03WWFS059	NB03WWFS-COMP05-021	Flounder, Winter (WF)	135	29.4	

Average Length	109	299.5	Composite Sample Mass
Acceptable Minimum Length	82		NB03WWFS-COMP05
Acceptable Maximum Length	136		

Zone	Processing Date	Tissue ID	Specimen ID	Species	Length (mm)	Weight (g)	Comments
NBS	4/1/2015	NB03WWFS040	NB03WWFS-COMP06-001	Flounder, Winter (WF)	145	33.5	
NBS	4/9/2015	NB03WWFS162	NB03WWFS-COMP06-002	Flounder, Winter (WF)	190	70.0	
NBS	4/2/2015	NB03WWFS077	NB03WWFS-COMP06-003	Flounder, Winter (WF)	220	140.0	

Average Length	185	243.5	Composite Sample Mass
Acceptable Minimum Length	139		NB03WWFS-COMP06
Acceptable Maximum Length	231		

Forage Fish Composites - Tissue Weight Based on Field Measurements

Sample ID	Zone	Sample Area	Sample Date	Sample Time	Species	Number of Fish	Sample Preparation	Sample Type	SDG	SDG Sample Count	Tissue Weight (g)	Mass Available for QA/QC (g)[a]	Tierra QA/QC		Mass Available for Split Samples (g)[b]
													Type	Mass (g)	
NB03WSK122A	NBN	122A	10/20/14	17:00	Killifish, Striped	62	Whole Body	Composite	NB3010	1	556.7	363	-	-	363
NB03WSK122B	NBN	122B	10/21/14	14:45	Killifish, Striped	41	Whole Body	Composite	NB3010	2	223.2	29	-	-	29
NB03WMU122C	NBN	122C	10/21/14	15:10	Mummichog	303	Whole Body	Composite	NB3010	3	601.5	408	MS/MSD - All	386	21
NB03WSK123A	NBN	123A	10/20/14	16:30	Killifish, Striped	33	Whole Body	Composite	NB3010	4	221.9	28	-	-	28
NB03WSK123B	NBN	123B	10/13/14	17:30	Killifish, Striped	87	Whole Body	Composite	NB3010	5	818.2	624	-	-	624
NB03WSK132A	NBN	132A	10/13/14	18:40	Killifish, Striped	17	Whole Body	Composite	NB3010	6	207.7	14	-	-	14
NB03WSK132B	NBN	132B	10/13/14	16:20	Killifish, Striped	54	Whole Body	Composite	NB3010	7	415.8	222	-	-	222
NB03WMU133	NBN	133	10/20/14	15:30	Mummichog	111	Whole Body	Composite	NB3010	8	415.4	221	Field Duplicate - All	194	27
NB03WSK124	NBC	124	10/16/14	17:53	Killifish, Striped	103	Whole Body	Composite	NB3010	9	653.5	460	-	-	460
NB03WSK127A	NBC	127A	10/15/14	8:50	Killifish, Striped	51	Whole Body	Composite	NB3010	10	275.4	81	-	-	81
NB03WSK127B	NBC	127B	10/15/14	9:26	Killifish, Striped	56	Whole Body	Composite	NB3010	11	435.8	242	-	-	242
NB03WMU129	NBS	129	10/17/14	13:15	Mummichog	549	Whole Body	Composite	NB3010	12	864.7	671	-	-	671
NB03WSK130	NBS	130	10/10/14	13:25	Killifish, Striped	46	Whole Body	Composite	NB3010	13	237.2	43	-	-	43
NB03WSK131A	NBS	131A	10/10/14	13:20	Killifish, Striped	105	Whole Body	Composite	NB3010	14	420.7	227	-	-	227
NB03WSK131B	NBS	131B	10/17/14	13:45	Killifish, Striped	108	Whole Body	Composite	NB3010	15	621.8	428	-	-	428
NB03WSK134	NBS	134	10/13/14	16:00	Killifish, Striped	67	Whole Body	Composite	NB3010	16	293.0	99	-	-	99
NB03WMU135[c]	NBS	135	10/15/14	12:05	Mummichog	146	Whole Body	Composite	NB3010	17	386.9	193	-	-	193
NB03WMEN008[d]	NBN	North	10/7/14	18:20	Menhaden, Atlantic	2	Whole Body	Composite	NB3011	1	748	554	Field Duplicate - All	194	360
NB03WMEN009[d]	NBN	North	10/7/14	18:25	Menhaden, Atlantic	2	Whole Body	Composite	NB3011	2	968	774	-	-	774
NB03WASN026	NBN	North	10/13/14	16:50	Silverside, Atlantic	113	Whole Body	Composite	NB3011	3	599.6	406	MS/MSD - All	386	19
NB03WASC012	NBC	Central	10/15/14	11:14	Silverside, Atlantic	209	Whole Body	Composite	NB3011	4	950.1	756	-	-	756
NB03WASC013	NBC	Central	10/15/14	11:25	Silverside, Atlantic	45	Whole Body	Composite	NB3011	5	247.9	54	-	-	54
NB03WASC031	NBC	Central	10/24/14	12:00	Silverside, Atlantic	102	Whole Body	Composite	NB3011	6	255.3	61	-	-	61
NB03WASS004	NBS	South	10/10/14	13:00	Silverside, Atlantic	45	Whole Body	Composite	NB3011	7	200.7	7	-	-	7
NB03WASS005	NBS	South	10/10/14	13:05	Silverside, Atlantic	55	Whole Body	Composite	NB3011	8	200.7	7	-	-	7
NB03WASS007	NBS	South	10/10/14	13:15	Silverside, Atlantic	47	Whole Body	Composite	NB3011	9	198.9	5	-	-	5

Samples Not Proposed for Analysis[e]

NB03WSK129	NBS	129	10/15/14	9:10	Killifish, Striped	79	Whole Body	Composite	N/A	N/A	148.0	-	-	-	-
NB03WMU130	NBS	130	10/10/14	13:30	Mummichog	34	Whole Body	Composite	N/A	N/A	23.3	-	-	-	-
NB03WMU131A	NBS	131A	10/10/14	13:35	Mummichog	6	Whole Body	Composite	N/A	N/A	4.0	-	-	-	-
NB03WBAN002	NBN	North	10/6/14	18:55	Anchovy, Bay	21	Whole Body	Composite	N/A	N/A	53.3	-	-	-	-
NB03WASN014	NBN	North	10/9/14	18:25	Silverside, Atlantic	12	Whole Body	Composite	N/A	N/A	56.4	-	-	-	-
NB03WASN029	NBN	North	10/13/14	18:15	Silverside, Atlantic	86	Whole Body	Composite	N/A	N/A	402.5	209	-	-	209
NB03WMUN015	NBN	North	10/9/14	18:30	Mummichog	3	Whole Body	Composite	N/A	N/A	24.1	-	-	-	-
NB03WBAC001	NBC	Central	10/9/14	16:30	Anchovy, Bay	33	Whole Body	Composite	N/A	N/A	53.5	-	-	-	-
NB03WASS006	NBS	South	10/10/14	13:10	Silverside, Atlantic	86	Whole Body	Composite	N/A	N/A	202.7	9	-	-	9
NB03WMES008	NBS	South	10/10/14	13:40	Menhaden, Atlantic	4	Whole Body	Composite	N/A	N/A	24.9	-	-	-	-

Notes:

[a] The mass available for QA/QC is the tissue weight minus the pre-homogenization minimum tissue mass of 194g (minimum mass requirement plus 15%) stated in Worksheet #10.

[b] The mass available for split samples is the mass available for QA/QC minus the mass needed for Tierra QA/QC (see the PriorityList tab). Highlighted cells indicate the mass is greater than 100g (the mass requirement provided by USEPA for split samples).

[c] There were multiple samples for this sample ID; the sample date and time shown represent the first sample date and time.

[d] The fish in this sample were weighed on a scale with 1g resolution; all other fish were weighed on a scale with 0.1g resolution.

[e] These samples are not proposed for analysis either due to insufficient tissue mass or exceedance of the QAPP-required sample numbers.

g = grams
ID = identification
MS/MSD = matrix spike/matrix spike duplicate
N/A = not applicable
QA/QC = quality assurance/quality control
QAPP = Quality Assurance Project Plan
SDG = sample delivery group
USEPA = U.S. Environmental Protection Agency

Worksheet numbers are from the USEPA-approved Fish Sampling and Analysis Quality Assurance Project Plan, Revision 2, October 2014.

White Perch Whole Body Composites

Sample ID	Zone	Sample Date	Species	Number of Fish	Sample Preparation	Sample Type	SDG	SDG Sample Count	Tissue Weight Based on Field Measurements(g)	Mass Available for QA/QC and/or Splits (g)[a]
NB03WWPN-COMP01	NBN	Multiple	Perch, White	22	Whole Body	Composite	NB3021	15	206.4	12
NB03WWPN-COMP02	NBN	Multiple	Perch, White	12	Whole Body	Composite	NB3021	16	202.9	9
NB03WWPN-COMP03	NBN	Multiple	Perch, White	7	Whole Body	Composite	NB3021	17	198.7	5
NB03WWPN-COMP04	NBN	Multiple	Perch, White	5	Whole Body	Composite	NB3021	18	215.4	21
NB03WWPN-COMP05	NBN	Multiple	Perch, White	5	Whole Body	Composite	NB3021	19	221.8	28
NB03WWPN-COMP06	NBN	Multiple	Perch, White	5	Whole Body	Composite	NB3021	20	260.0	66
NB03WWPN-COMP07	NBN	3/31/15	Perch, White	5	Whole Body	Composite	NB3024	5	377.0	183
NB03WWPN-COMP08	NBN	3/31/15	Perch, White	5	Whole Body	Composite	NB3023	17	840.0	646
NB03WWPN-COMP09	NBN	3/31/15	Perch, White	4	Whole Body	Composite	NB3025	1	1,048.0	854
NB03WWPC-COMP01	NBC	Multiple	Perch, White	24	Whole Body	Composite	NB3022	6	222.5	29
NB03WWPC-COMP02	NBC	Multiple	Perch, White	12	Whole Body	Composite	NB3022	7	215.0	21
NB03WWPC-COMP03	NBC	Multiple	Perch, White	7	Whole Body	Composite	NB3022	8	202.0	8
NB03WWPC-COMP04	NBC	Multiple	Perch, White	7	Whole Body	Composite	NB3022	9	296.8	103
NB03WWPC-COMP05	NBC	Multiple	Perch, White	7	Whole Body	Composite	NB3024	1	377.0	183
NB03WWPC-COMP06	NBC	Multiple	Perch, White	7	Whole Body	Composite	NB3024	2	407.0	213
NB03WWPC-COMP07	NBC	Multiple	Perch, White	7	Whole Body	Composite	NB3024	3	476.0	282
NB03WWPC-COMP08	NBC	Multiple	Perch, White	7	Whole Body	Composite	NB3024	4	524.0	330
NB03WWPC-COMP09	NBC	Multiple	Perch, White	7	Whole Body	Composite	NB3020	7	729.0	535
NB03WWPS-COMP01	NBS	Multiple	Perch, White	4	Whole Body	Composite	NB3022	10	627.0	433
NB03WWPS-COMP02	NBS	Multiple	Perch, White	4	Whole Body	Composite	NB3022	12	612.8	419
NB03WWPS-COMP03	NBS	Multiple	Perch, White	4	Whole Body	Composite	NB3022	13	672.0	478
NB03WWPS-COMP04	NBS	Multiple	Perch, White	4	Whole Body	Composite	NB3022	14	692.0	498
NB03WWPS-COMP05	NBS	Multiple	Perch, White	4	Whole Body	Composite	NB3022	15	721.0	527
NB03WWPS-COMP06	NBS	Multiple	Perch, White	4	Whole Body	Composite	NB3022	16	730.0	536
NB03WWPS-COMP07	NBS	Multiple	Perch, White	3	Whole Body	Composite	NB3022	17	582.0	388
NB03WWPS-COMP08	NBS	Multiple	Perch, White	3	Whole Body	Composite	NB3022	18	590.0	396
NB03WWPS-COMP09	NBS	Multiple	Perch, White	3	Whole Body	Individual	NB3020	8	682.0	488

Notes:

[a] The mass available for QA/QC is the tissue weight minus the pre-homogenization minimum tissue mass of 194g (minimum mass requirement plus 15%) stated in Worksheet #10.

g = grams
ID = identification
NBC = Newark Bay Central
NBN = Newark Bay North
NBS = Newark Bay South
QA/QC = quality assurance/quality control
QAPP = Quality Assurance Project Plan
SDG = sample delivery group
TBD = to be determined
USEPA = U.S. Environmental Protection Agency

Worksheet numbers are from the USEPA-approved Fish Sampling and Analysis Quality Assurance Project Plan, Revision 2, October 2014.

Zone	Processing Date	Tissue ID	Specimen ID	Species	Length (mm)	Weight (g)	Comments
NBN	4/8/2015	NB03WWPN249	NB03WWPN-COMP01-001	Perch, White (WP)	76	5.0	
NBN	10/20/2014	NB03WWPN035	NB03WWPN-COMP01-002	Perch, White (WP)	77	4.5	
NBN	4/8/2015	NB03WWPN247	NB03WWPN-COMP01-003	Perch, White (WP)	84	7.0	
NBN	4/7/2015	NB03WWPN228	NB03WWPN-COMP01-004	Perch, White (WP)	85	7.0	
NBN	4/10/2015	NB03WWPN373	NB03WWPN-COMP01-005	Perch, White (WP)	85	5.4	
NBN	4/7/2015	NB03WWPN231	NB03WWPN-COMP01-006	Perch, White (WP)	87	7.0	
NBN	4/7/2015	NB03WWPN227	NB03WWPN-COMP01-007	Perch, White (WP)	88	9.0	
NBN	4/7/2015	NB03WWPN232	NB03WWPN-COMP01-008	Perch, White (WP)	88	11.0	
NBN	4/7/2015	NB03WWPN233	NB03WWPN-COMP01-009	Perch, White (WP)	88	8.0	
NBN	4/7/2015	NB03WWPN229	NB03WWPN-COMP01-010	Perch, White (WP)	89	8.0	
NBN	4/7/2015	NB03WWPN226	NB03WWPN-COMP01-011	Perch, White (WP)	90	8.0	
NBN	4/8/2015	NB03WWPN248	NB03WWPN-COMP01-012	Perch, White (WP)	91	9.0	
NBN	10/13/2014	NB03WWPN028	NB03WWPN-COMP01-013	Perch, White (WP)	94	9.7	
NBN	4/8/2015	NB03WWPN250	NB03WWPN-COMP01-014	Perch, White (WP)	94	10.0	
NBN	4/7/2015	NB03WWPN230	NB03WWPN-COMP01-015	Perch, White (WP)	100	12.0	
NBN	4/7/2015	NB03WWPN215	NB03WWPN-COMP01-016	Perch, White (WP)	101	12.0	
NBN	4/7/2015	NB03WWPN224	NB03WWPN-COMP01-017	Perch, White (WP)	101	12.0	
NBN	4/8/2015	NB03WWPN245	NB03WWPN-COMP01-018	Perch, White (WP)	101	13.0	
NBN	4/10/2015	NB03WWPN364	NB03WWPN-COMP01-019	Perch, White (WP)	102	12.7	
NBN	4/7/2015	NB03WWPN225	NB03WWPN-COMP01-020	Perch, White (WP)	103	14.0	
NBN	4/10/2015	NB03WWPN380	NB03WWPN-COMP01-021	Perch, White (WP)	103	14.1	
NBN	4/10/2015	NB03WWPN359	NB03WWPN-COMP01-022	Perch, White (WP)	105	8.0	

Average Length	92	206.4	Composite Sample Mass
Acceptable Minimum Length	69		NB03WWPN-COMP01
Acceptable Maximum Length	115		

Zone	Processing Date	Tissue ID	Specimen ID	Species	Length (mm)	Weight (g)	Comments
NBN	4/7/2015	NB03WWPN223	NB03WWPN-COMP02-001	Perch, White (WP)	110	16.0	
NBN	4/10/2015	NB03WWPN362	NB03WWPN-COMP02-002	Perch, White (WP)	110	15.1	
NBN	4/10/2015	NB03WWPN370	NB03WWPN-COMP02-003	Perch, White (WP)	110	14.8	
NBN	4/10/2015	NB03WWPN379	NB03WWPN-COMP02-004	Perch, White (WP)	110	15.5	
NBN	4/7/2015	NB03WWPN221	NB03WWPN-COMP02-005	Perch, White (WP)	111	16.0	
NBN	4/7/2015	NB03WWPN222	NB03WWPN-COMP02-006	Perch, White (WP)	112	17.0	
NBN	4/10/2015	NB03WWPN371	NB03WWPN-COMP02-007	Perch, White (WP)	112	15.3	
NBN	4/10/2015	NB03WWPN374	NB03WWPN-COMP02-008	Perch, White (WP)	112	15.4	
NBN	4/8/2015	NB03WWPN244	NB03WWPN-COMP02-009	Perch, White (WP)	118	20.0	
NBN	4/8/2015	NB03WWPN246	NB03WWPN-COMP02-010	Perch, White (WP)	120	19.0	
NBN	4/10/2015	NB03WWPN361	NB03WWPN-COMP02-011	Perch, White (WP)	120	19.0	
NBN	4/10/2015	NB03WWPN363	NB03WWPN-COMP02-012	Perch, White (WP)	120	19.8	

Average Length	114	202.9	Composite Sample Mass
Acceptable Minimum Length	85		NB03WWPN-COMP02
Acceptable Maximum Length	142		

Zone	Processing Date	Tissue ID	Specimen ID	Species	Length (mm)	Weight (g)	Comments
NBN	4/7/2015	NB03WWPN220	NB03WWPN-COMP03-001	Perch, White (WP)	122	19.0	
NBN	4/10/2015	NB03WWPN378	NB03WWPN-COMP03-002	Perch, White (WP)	122	22.4	
NBN	4/10/2015	NB03WWPN372	NB03WWPN-COMP03-003	Perch, White (WP)	128	22.6	
NBN	4/10/2015	NB03WWPN376	NB03WWPN-COMP03-004	Perch, White (WP)	130	26.9	
NBN	4/10/2015	NB03WWPN365	NB03WWPN-COMP03-005	Perch, White (WP)	140	33.8	
NBN	4/10/2015	NB03WWPN375	NB03WWPN-COMP03-006	Perch, White (WP)	140	34.0	
NBN	4/10/2015	NB03WWPN377	NB03WWPN-COMP03-007	Perch, White (WP)	140	40.0	

Average Length	132	198.7	Composite Sample Mass
Acceptable Minimum Length	99		NB03WWPN-COMP03
Acceptable Maximum Length	165		

Zone	Processing Date	Tissue ID	Specimen ID	Species	Length (mm)	Weight (g)	Comments
NBN	4/10/2015	NB03WWPN356	NB03WWPN-COMP04-001	Perch, White (WP)	145	38.6	
NBN	4/7/2015	NB03WWPN218	NB03WWPN-COMP04-002	Perch, White (WP)	147	39.0	
NBN	4/7/2015	NB03WWPN216	NB03WWPN-COMP04-003	Perch, White (WP)	150	42.0	
NBN	4/7/2015	NB03WWPN219	NB03WWPN-COMP04-004	Perch, White (WP)	151	45.0	
NBN	4/10/2015	NB03WWPN366	NB03WWPN-COMP04-005	Perch, White (WP)	151	50.8	

Average Length	149	215.4	Composite Sample Mass
Acceptable Minimum Length	112		NB03WWPN-COMP04
Acceptable Maximum Length	186		

Zone	Processing Date	Tissue ID	Specimen ID	Species	Length (mm)	Weight (g)	Comments
NBN	4/10/2015	NB03WWPN367	NB03WWPN-COMP05-001	Perch, White (WP)	152	27.6	
NBN	4/7/2015	NB03WWPN217	NB03WWPN-COMP05-002	Perch, White (WP)	153	47.0	
NBN	4/10/2015	NB03WWPN355	NB03WWPN-COMP05-003	Perch, White (WP)	155	51.7	
NBN	4/10/2015	NB03WWPN360	NB03WWPN-COMP05-004	Perch, White (WP)	155	47.5	
NBN	4/8/2015	NB03WWPN243	NB03WWPN-COMP05-005	Perch, White (WP)	157	48.0	

Average Length	154	221.8	Composite Sample Mass
Acceptable Minimum Length	116		NB03WWPN-COMP05
Acceptable Maximum Length	193		

Zone	Processing Date	Tissue ID	Specimen ID	Species	Length (mm)	Weight (g)	Comments
NBN	4/10/2015	NB03WWPN358	NB03WWPN-COMP06-001	Perch, White (WP)	157	58.0	
NBN	4/10/2015	NB03WWPN357	NB03WWPN-COMP06-002	Perch, White (WP)	158	51.0	
NBN	4/10/2015	NB03WWPN368	NB03WWPN-COMP06-003	Perch, White (WP)	158	49.0	
NBN	4/10/2015	NB03WWPN369	NB03WWPN-COMP06-004	Perch, White (WP)	158	47.0	
NBN	3/31/2015	NB03WWPN037	NB03WWPN-COMP06-005	Perch, White (WP)	160	55.0	

Average Length	158	260.0	Composite Sample Mass
Acceptable Minimum Length	119		NB03WWPN-COMP06
Acceptable Maximum Length	198		

Zone	Processing Date	Tissue ID	Specimen ID	Species	Length (mm)	Weight (g)	Comments
NBN	3/31/2015	NB03WWPN039	NB03WWPN-COMP07-001	Perch, White (WP)	160	60.0	
NBN	3/31/2015	NB03WWPN049	NB03WWPN-COMP07-002	Perch, White (WP)	170	70.0	
NBN	3/31/2015	NB03WWPN050	NB03WWPN-COMP07-003	Perch, White (WP)	170	62.0	
NBN	3/31/2015	NB03WWPN044	NB03WWPN-COMP07-004	Perch, White (WP)	183	85.0	
NBN	3/31/2015	NB03WWPN046	NB03WWPN-COMP07-005	Perch, White (WP)	190	100.0	

Average Length	175	377.0	Composite Sample Mass
Acceptable Minimum Length	131		NB03WWPN-COMP07
Acceptable Maximum Length	218		

Zone	Processing Date	Tissue ID	Specimen ID	Species	Length (mm)	Weight (g)	Comments
NBN	3/31/2015	NB03WWPN051	NB03WWPN-COMP08-001	Perch, White (WP)	195	115.0	
NBN	3/31/2015	NB03WWPN038	NB03WWPN-COMP08-002	Perch, White (WP)	223	170.0	
NBN	3/31/2015	NB03WWPN040	NB03WWPN-COMP08-003	Perch, White (WP)	230	185.0	
NBN	3/31/2015	NB03WWPN042	NB03WWPN-COMP08-004	Perch, White (WP)	230	190.0	
NBN	3/31/2015	NB03WWPN045	NB03WWPN-COMP08-005	Perch, White (WP)	235	180.0	

Average Length	223	840.0	Composite Sample Mass
Acceptable Minimum Length	167		NB03WWPN-COMP08
Acceptable Maximum Length	278		

Zone	Processing Date	Tissue ID	Specimen ID	Species	Length (mm)	Weight (g)	Comments
NBN	3/31/2015	NB03WWPN048	NB03WWPN-COMP09-001	Perch, White (WP)	240	210.0	
NBN	3/31/2015	NB03WWPN041	NB03WWPN-COMP09-002	Perch, White (WP)	255	288.0	
NBN	3/31/2015	NB03WWPN043	NB03WWPN-COMP09-003	Perch, White (WP)	255	275.0	
NBN	3/31/2015	NB03WWPN047	NB03WWPN-COMP09-004	Perch, White (WP)	260	275.0	

Average Length	253	1,048.0	Composite Sample Mass
Acceptable Minimum Length	189		NB03WWPN-COMP09
Acceptable Maximum Length	316		

Zone	Processing Date	Tissue ID	Specimen ID	Species	Length (mm)	Weight (g)	Comments
NBC	4/10/2015	NB03WWPC333	NB03WWPC-COMP01-001	Perch, White (WP)	82	5.7	
NBC	4/7/2015	NB03WWPC098	NB03WWPC-COMP01-002	Perch, White (WP)	84	6.0	
NBC	4/7/2015	NB03WWPC093	NB03WWPC-COMP01-003	Perch, White (WP)	85	6.0	
NBC	4/10/2015	NB03WWPC324	NB03WWPC-COMP01-004	Perch, White (WP)	85	3.0	
NBC	4/10/2015	NB03WWPC332	NB03WWPC-COMP01-005	Perch, White (WP)	85	2.0	
NBC	4/2/2015	NB03WWPC056	NB03WWPC-COMP01-006	Perch, White (WP)	87	8.0	
NBC	10/15/2014	NB03WWPC010-001	NB03WWPC-COMP01-007	Perch, White (WP)	88	8.3	
NBC	4/7/2015	NB03WWPC092	NB03WWPC-COMP01-008	Perch, White (WP)	95	6.0	
NBC	4/7/2015	NB03WWPC094	NB03WWPC-COMP01-009	Perch, White (WP)	98	12.0	
NBC	4/8/2015	NB03WWPC180	NB03WWPC-COMP01-010	Perch, White (WP)	98	10.0	
NBC	4/10/2015	NB03WWPC320	NB03WWPC-COMP01-011	Perch, White (WP)	98	5.0	
NBC	4/2/2015	NB03WWPC057	NB03WWPC-COMP01-012	Perch, White (WP)	100	12.0	
NBC	4/10/2015	NB03WWPC321	NB03WWPC-COMP01-013	Perch, White (WP)	102	8.0	
NBC	4/2/2015	NB03WWPC050	NB03WWPC-COMP01-014	Perch, White (WP)	105	12.0	
NBC	4/10/2015	NB03WWPC327	NB03WWPC-COMP01-015	Perch, White (WP)	108	10.0	
NBC	4/10/2015	NB03WWPC331	NB03WWPC-COMP01-016	Perch, White (WP)	108	11.0	
NBC	10/15/2014	NB03WWPC010-002	NB03WWPC-COMP01-017	Perch, White (WP)	109	18.5	
NBC	4/2/2015	NB03WWPC060	NB03WWPC-COMP01-018	Perch, White (WP)	110	12.0	
NBC	4/10/2015	NB03WWPC315	NB03WWPC-COMP01-019	Perch, White (WP)	110	11.0	
NBC	4/10/2015	NB03WWPC316	NB03WWPC-COMP01-020	Perch, White (WP)	110	10.0	
NBC	4/10/2015	NB03WWPC322	NB03WWPC-COMP01-021	Perch, White (WP)	111	11.0	
NBC	4/10/2015	NB03WWPC318	NB03WWPC-COMP01-022	Perch, White (WP)	112	12.0	
NBC	4/10/2015	NB03WWPC330	NB03WWPC-COMP01-023	Perch, White (WP)	112	11.0	
NBC	4/10/2015	NB03WWPC326	NB03WWPC-COMP01-024	Perch, White (WP)	113	12.0	

Average Length	100	222.5	Composite Sample Mass
Acceptable Minimum Length	75		NB03WWPC-COMP01
Acceptable Maximum Length	125		

Zone	Processing Date	Tissue ID	Specimen ID	Species	Length (mm)	Weight (g)	Comments
NBC	4/7/2015	NB03WWPC103	NB03WWPC-COMP02-001	Perch, White (WP)	115	17.0	
NBC	4/8/2015	NB03WWPC179	NB03WWPC-COMP02-002	Perch, White (WP)	115	18.0	
NBC	4/10/2015	NB03WWPC323	NB03WWPC-COMP02-003	Perch, White (WP)	115	18.0	
NBC	4/2/2015	NB03WWPC055	NB03WWPC-COMP02-004	Perch, White (WP)	118	20.0	
NBC	4/10/2015	NB03WWPC329	NB03WWPC-COMP02-005	Perch, White (WP)	118	12.0	
NBC	4/2/2015	NB03WWPC045	NB03WWPC-COMP02-006	Perch, White (WP)	120	17.0	
NBC	4/7/2015	NB03WWPC100	NB03WWPC-COMP02-007	Perch, White (WP)	121	19.0	
NBC	4/8/2015	NB03WWPC178	NB03WWPC-COMP02-008	Perch, White (WP)	121	16.0	
NBC	4/2/2015	NB03WWPC049	NB03WWPC-COMP02-009	Perch, White (WP)	122	20.0	
NBC	4/7/2015	NB03WWPC104	NB03WWPC-COMP02-010	Perch, White (WP)	122	23.0	
NBC	4/10/2015	NB03WWPC325	NB03WWPC-COMP02-011	Perch, White (WP)	122	21.0	
NBC	4/7/2015	NB03WWPC102	NB03WWPC-COMP02-012	Perch, White (WP)	125	14.0	

Average Length	120	215.0	Composite Sample Mass
Acceptable Minimum Length	90		NB03WWPC-COMP02
Acceptable Maximum Length	149		

Zone	Processing Date	Tissue ID	Specimen ID	Species	Length (mm)	Weight (g)	Comments
NBC	4/10/2015	NB03WWPC328	NB03WWPC-COMP03-001	Perch, White (WP)	128	21.0	
NBC	4/2/2015	NB03WWPC048	NB03WWPC-COMP03-002	Perch, White (WP)	132	28.0	
NBC	4/2/2015	NB03WWPC051	NB03WWPC-COMP03-003	Perch, White (WP)	135	30.0	
NBC	4/7/2015	NB03WWPC095	NB03WWPC-COMP03-004	Perch, White (WP)	135	28.0	
NBC	4/10/2015	NB03WWPC319	NB03WWPC-COMP03-005	Perch, White (WP)	136	30.0	
NBC	4/2/2015	NB03WWPC052	NB03WWPC-COMP03-006	Perch, White (WP)	138	35.0	
NBC	4/10/2015	NB03WWPC314	NB03WWPC-COMP03-007	Perch, White (WP)	138	30.0	

Average Length	135	202.0	Composite Sample Mass
Acceptable Minimum Length	101		NB03WWPC-COMP03
Acceptable Maximum Length	168		

Zone	Processing Date	Tissue ID	Specimen ID	Species	Length (mm)	Weight (g)	Comments
NBC	4/10/2015	NB03WWPC317	NB03WWPC-COMP04-001	Perch, White (WP)	138	30.0	
NBC	4/7/2015	NB03WWPC105	NB03WWPC-COMP04-002	Perch, White (WP)	147	41.0	
NBC	4/2/2015	NB03WWPC046	NB03WWPC-COMP04-003	Perch, White (WP)	150	45.8	
NBC	4/7/2015	NB03WWPC097	NB03WWPC-COMP04-004	Perch, White (WP)	150	44.0	
NBC	4/10/2015	NB03WWPC313	NB03WWPC-COMP04-005	Perch, White (WP)	152	40.0	
NBC	4/2/2015	NB03WWPC061	NB03WWPC-COMP04-006	Perch, White (WP)	155	48.0	
NBC	4/7/2015	NB03WWPC118	NB03WWPC-COMP04-007	Perch, White (WP)	155	48.0	

Average Length	150	296.8	Composite Sample Mass
Acceptable Minimum Length	112		NB03WWPC-COMP04
Acceptable Maximum Length	187		

Zone	Processing Date	Tissue ID	Specimen ID	Species	Length (mm)	Weight (g)	Comments
NBC	4/7/2015	NB03WWPC096	NB03WWPC-COMP05-001	Perch, White (WP)	157	52.0	
NBC	4/2/2015	NB03WWPC053	NB03WWPC-COMP05-002	Perch, White (WP)	158	50.0	
NBC	4/2/2015	NB03WWPC054	NB03WWPC-COMP05-003	Perch, White (WP)	158	55.0	
NBC	4/2/2015	NB03WWPC059	NB03WWPC-COMP05-004	Perch, White (WP)	158	60.0	
NBC	4/7/2015	NB03WWPC115	NB03WWPC-COMP05-005	Perch, White (WP)	160	58.0	
NBC	4/8/2015	NB03WWPC174	NB03WWPC-COMP05-006	Perch, White (WP)	160	48.0	
NBC	4/7/2015	NB03WWPC106	NB03WWPC-COMP05-007	Perch, White (WP)	161	54.0	

Average Length	159	377.0	Composite Sample Mass
Acceptable Minimum Length	119		NB03WWPC-COMP05
Acceptable Maximum Length	199		

Zone	Processing Date	Tissue ID	Specimen ID	Species	Length (mm)	Weight (g)	Comments
NBC	4/7/2015	NB03WWPC114	NB03WWPC-COMP06-001	Perch, White (WP)	162	50.0	
NBC	4/8/2015	NB03WWPC175	NB03WWPC-COMP06-002	Perch, White (WP)	164	54.0	
NBC	4/7/2015	NB03WWPC116	NB03WWPC-COMP06-003	Perch, White (WP)	165	59.0	
NBC	4/7/2015	NB03WWPC121	NB03WWPC-COMP06-004	Perch, White (WP)	165	59.0	
NBC	4/2/2015	NB03WWPC063	NB03WWPC-COMP06-005	Perch, White (WP)	168	60.0	
NBC	4/7/2015	NB03WWPC101	NB03WWPC-COMP06-006	Perch, White (WP)	169	58.0	
NBC	4/7/2015	NB03WWPC111	NB03WWPC-COMP06-007	Perch, White (WP)	171	67.0	

Average Length	166	407.0	Composite Sample Mass
Acceptable Minimum Length	125		NB03WWPC-COMP06
Acceptable Maximum Length	208		

Zone	Processing Date	Tissue ID	Specimen ID	Species	Length (mm)	Weight (g)	Comments
NBC	4/2/2015	NB03WWPC062	NB03WWPC-COMP07-001	Perch, White (WP)	172	70.0	
NBC	4/7/2015	NB03WWPC108	NB03WWPC-COMP07-002	Perch, White (WP)	173	72.0	
NBC	4/7/2015	NB03WWPC123	NB03WWPC-COMP07-003	Perch, White (WP)	174	68.0	
NBC	4/2/2015	NB03WWPC058	NB03WWPC-COMP07-004	Perch, White (WP)	175	60.0	
NBC	4/7/2015	NB03WWPC122	NB03WWPC-COMP07-005	Perch, White (WP)	175	66.0	
NBC	4/8/2015	NB03WWPC177	NB03WWPC-COMP07-006	Perch, White (WP)	175	65.0	
NBC	4/7/2015	NB03WWPC099	NB03WWPC-COMP07-007	Perch, White (WP)	176	75.0	

Average Length	174	476.0	Composite Sample Mass
Acceptable Minimum Length	131		NB03WWPC-COMP07
Acceptable Maximum Length	218		

Zone	Processing Date	Tissue ID	Specimen ID	Species	Length (mm)	Weight (g)	Comments
NBC	4/7/2015	NB03WWPC112	NB03WWPC-COMP08-001	Perch, White (WP)	176	71.0	
NBC	4/7/2015	NB03WWPC113	NB03WWPC-COMP08-002	Perch, White (WP)	176	70.0	
NBC	4/7/2015	NB03WWPC117	NB03WWPC-COMP08-003	Perch, White (WP)	176	77.0	
NBC	4/8/2015	NB03WWPC176	NB03WWPC-COMP08-004	Perch, White (WP)	177	75.0	
NBC	4/7/2015	NB03WWPC107	NB03WWPC-COMP08-005	Perch, White (WP)	178	70.0	
NBC	4/7/2015	NB03WWPC109	NB03WWPC-COMP08-006	Perch, White (WP)	180	84.0	
NBC	4/7/2015	NB03WWPC120	NB03WWPC-COMP08-007	Perch, White (WP)	183	77.0	

Average Length	178	524.0	Composite Sample Mass
Acceptable Minimum Length	134		NB03WWPC-COMP08
Acceptable Maximum Length	223		

Zone	Processing Date	Tissue ID	Specimen ID	Species	Length (mm)	Weight (g)	Comments
NBC	4/2/2015	NB03WWPC064	NB03WWPC-COMP09-001	Perch, White (WP)	186	100.0	
NBC	4/7/2015	NB03WWPC119	NB03WWPC-COMP09-002	Perch, White (WP)	188	89.0	
NBC	4/7/2015	NB03WWPC110	NB03WWPC-COMP09-003	Perch, White (WP)	191	92.0	
NBC	4/1/2015	NB03WWPC037	NB03WWPC-COMP09-004	Perch, White (WP)	195	88.1	
NBC	4/2/2015	NB03WWPC066	NB03WWPC-COMP09-005	Perch, White (WP)	195	98.0	
NBC	4/2/2015	NB03WWPC065	NB03WWPC-COMP09-006	Perch, White (WP)	202	110.0	
NBC	4/1/2015	NB03WWPC036	NB03WWPC-COMP09-007	Perch, White (WP)	220	151.9	

Average Length	197	729.0	Composite Sample Mass
Acceptable Minimum Length	148		NB03WWPC-COMP09
Acceptable Maximum Length	246		

Zone	Processing Date	Tissue ID	Specimen ID	Species	Length (mm)	Weight (g)	Comments
NBS	4/8/2015	NB03WWPS094	NB03WWPS-COMP01-001	Perch, White (WP)	203	158.0	
NBS	4/9/2015	NB03WWPS161	NB03WWPS-COMP01-002	Perch, White (WP)	205	160.0	
NBS	4/8/2015	NB03WWPS106	NB03WWPS-COMP01-003	Perch, White (WP)	206	151.0	
NBS	4/8/2015	NB03WWPS103	NB03WWPS-COMP01-004	Perch, White (WP)	212	158.0	

Average Length	207	627.0	Composite Sample Mass
Acceptable Minimum Length	155		NB03WWPS-COMP01
Acceptable Maximum Length	258		

Zone	Processing Date	Tissue ID	Specimen ID	Species	Length (mm)	Weight (g)	Comments
NBS	4/1/2015	NB03WWPS025	NB03WWPS-COMP02-001	Perch, White (WP)	215	135.8	
NBS	4/8/2015	NB03WWPS093	NB03WWPS-COMP02-002	Perch, White (WP)	215	147.0	
NBS	4/8/2015	NB03WWPS104	NB03WWPS-COMP02-003	Perch, White (WP)	215	160.0	
NBS	4/8/2015	NB03WWPS097	NB03WWPS-COMP02-004	Perch, White (WP)	217	170.0	

Average Length	216	612.8	Composite Sample Mass
Acceptable Minimum Length	162		NB03WWPS-COMP02
Acceptable Maximum Length	269		

Zone	Processing Date	Tissue ID	Specimen ID	Species	Length (mm)	Weight (g)	Comments
NBS	4/8/2015	NB03WWPS107	NB03WWPS-COMP03-001	Perch, White (WP)	218	160.0	
NBS	4/9/2015	NB03WWPS148	NB03WWPS-COMP03-002	Perch, White (WP)	218	175.0	
NBS	4/9/2015	NB03WWPS154	NB03WWPS-COMP03-003	Perch, White (WP)	218	170.0	
NBS	4/8/2015	NB03WWPS095	NB03WWPS-COMP03-004	Perch, White (WP)	219	167.0	

Average Length	218	672.0	Composite Sample Mass
Acceptable Minimum Length	164		NB03WWPS-COMP03
Acceptable Maximum Length	273		

Zone	Processing Date	Tissue ID	Specimen ID	Species	Length (mm)	Weight (g)	Comments
NBS	4/8/2015	NB03WWPS099	NB03WWPS-COMP04-001	Perch, White (WP)	221	148.0	
NBS	4/8/2015	NB03WWPS105	NB03WWPS-COMP04-002	Perch, White (WP)	222	173.0	
NBS	4/8/2015	NB03WWPS102	NB03WWPS-COMP04-003	Perch, White (WP)	225	181.0	
NBS	4/9/2015	NB03WWPS151	NB03WWPS-COMP04-004	Perch, White (WP)	225	190.0	

Average Length	223	692.0	Composite Sample Mass
Acceptable Minimum Length	167		NB03WWPS-COMP04
Acceptable Maximum Length	279		

Zone	Processing Date	Tissue ID	Specimen ID	Species	Length (mm)	Weight (g)	Comments
NBS	4/9/2015	NB03WWPS150	NB03WWPS-COMP05-001	Perch, White (WP)	226	210.0	
NBS	4/9/2015	NB03WWPS147	NB03WWPS-COMP05-002	Perch, White (WP)	228	180.0	
NBS	4/9/2015	NB03WWPS155	NB03WWPS-COMP05-003	Perch, White (WP)	228	160.0	
NBS	4/8/2015	NB03WWPS100	NB03WWPS-COMP05-004	Perch, White (WP)	229	171.0	

Average Length	228	721.0	Composite Sample Mass
Acceptable Minimum Length	171		NB03WWPS-COMP05
Acceptable Maximum Length	285		

Zone	Processing Date	Tissue ID	Specimen ID	Species	Length (mm)	Weight (g)	Comments
NBS	4/9/2015	NB03WWPS152	NB03WWPS-COMP06-001	Perch, White (WP)	230	180.0	
NBS	4/9/2015	NB03WWPS156	NB03WWPS-COMP06-002	Perch, White (WP)	230	175.0	
NBS	4/8/2015	NB03WWPS098	NB03WWPS-COMP06-003	Perch, White (WP)	231	195.0	
NBS	4/9/2015	NB03WWPS149	NB03WWPS-COMP06-004	Perch, White (WP)	231	180.0	

Average Length	231	730.0	Composite Sample Mass
Acceptable Minimum Length	173		NB03WWPS-COMP06
Acceptable Maximum Length	288		

Zone	Processing Date	Tissue ID	Specimen ID	Species	Length (mm)	Weight (g)	Comments
NBS	4/9/2015	NB03WWPS157	NB03WWPS-COMP07-001	Perch, White (WP)	232	200.0	
NBS	4/9/2015	NB03WWPS160	NB03WWPS-COMP07-002	Perch, White (WP)	232	190.0	
NBS	4/8/2015	NB03WWPS101	NB03WWPS-COMP07-003	Perch, White (WP)	232	192.0	

Average Length	232	582.0	Composite Sample Mass
Acceptable Minimum Length	174		NB03WWPS-COMP07
Acceptable Maximum Length	290		

Zone	Processing Date	Tissue ID	Specimen ID	Species	Length (mm)	Weight (g)	Comments
NBS	4/8/2015	NB03WWPS096	NB03WWPS-COMP08-001	Perch, White (WP)	235	200.0	
NBS	4/9/2015	NB03WWPS153	NB03WWPS-COMP08-002	Perch, White (WP)	239	190.0	
NBS	4/9/2015	NB03WWPS146	NB03WWPS-COMP08-003	Perch, White (WP)	240	200.0	

Average Length	238	590.0	Composite Sample Mass
Acceptable Minimum Length	179		NB03WWPS-COMP08
Acceptable Maximum Length	298		

Zone	Processing Date	Tissue ID	Specimen ID	Species	Length (mm)	Weight (g)	Comments
NBS	4/9/2015	NB03WWPS159	NB03WWPS-COMP09-001	Perch, White (WP)	241	200.0	
NBS	4/9/2015	NB03WWPS158	NB03WWPS-COMP09-002	Perch, White (WP)	246	220.0	
NBS	4/1/2015	NB03WWPS024	NB03WWPS-COMP09-003	Perch, White (WP)	250	262.0	

Average Length	246	682.0	Composite Sample Mass
Acceptable Minimum Length	184		NB03WWPS-COMP09
Acceptable Maximum Length	307		

White Perch Liver Composites

Sample ID	Zone	Sample Date	Species	Number of Fish	Sample Preparation	Sample Type[a]	SDG	SDG Sample Count	Tissue Weight Based on Field Measurements (g)[b]	Mass Available for QA/QC and/or Splits (g)[c]
NB03LWPN-COMP05	NBN	Multiple	Perch, White	60	Liver	Composite	NB3031	11	198.9	5
NB03LWPC-COMP02	NBC	Multiple	Perch, White	47	Liver	Composite	NB3031	12	163.5	0
NB03LWPC-COMP03	NBC	Multiple	Perch, White	44	Liver	Composite	NB3032	13	196.2	2
NB03LWPC-COMP04	NBC	Multiple	Perch, White	37	Liver	Composite	NB3032	14	196.7	3

Notes:

[a] For NB03LWPN-COMP05, one fish (NB03LWPN465, length: 270mm) is not within 25% of the average fish length (average length 209.9mm; 25% range of 157.4-262.3mm).

[b] Samples with highlighted tissue weights will utilize the proposed alternate analytical hierarchy. Any sample with a post-homogenization mass of 169g will also utilize the proposed alternate analytical hierarchy.

[c] The mass available for QA/QC is the tissue weight minus the pre-homogenization minimum tissue mass of 194g (minimum mass requirement plus 15%) stated in Worksheet #10.

g = grams
ID = identification
NBC = Newark Bay Central
NBN = Newark Bay North
QA/QC = quality assurance/quality control
QAPP = Quality Assurance Project Plan
SDG = sample delivery group
TBD = to be determined
USEPA = U.S. Environmental Protection Agency
Worksheet numbers are from the USEPA-approved Fish Sampling and Analysis Quality Assurance Project Plan, Revision 2, October 2014.

Zone	Processing Date	Tissue ID	Specimen ID	Species	Length (mm)	Weight (g)	Comments
NBN	3/24/2016	NB03LWPN482	NB03LWPN-COMP05-001	Perch, White (WP)	175	2.3	
NBN	3/24/2016	NB03LWPN480	NB03LWPN-COMP05-002	Perch, White (WP)	176	2.1	
NBN	3/23/2016	NB03LWPN460	NB03LWPN-COMP05-003	Perch, White (WP)	178	1.8	
NBN	3/24/2016	NB03LWPN489	NB03LWPN-COMP05-004	Perch, White (WP)	180	1.3	
NBN	3/23/2016	NB03LWPN461	NB03LWPN-COMP05-005	Perch, White (WP)	182	2.3	
NBN	3/24/2016	NB03LWPN500	NB03LWPN-COMP05-006	Perch, White (WP)	184	1.8	
NBN	3/23/2016	NB03LWPN458	NB03LWPN-COMP05-007	Perch, White (WP)	185	1.2	
NBN	3/24/2016	NB03LWPN499	NB03LWPN-COMP05-008	Perch, White (WP)	188	1.6	
NBN	3/24/2016	NB03LWPN501	NB03LWPN-COMP05-009	Perch, White (WP)	188	2.4	
NBN	3/24/2016	NB03LWPN479	NB03LWPN-COMP05-010	Perch, White (WP)	190	2.2	
NBN	3/24/2016	NB03LWPN486	NB03LWPN-COMP05-011	Perch, White (WP)	190	2.6	
NBN	3/24/2016	NB03LWPN503	NB03LWPN-COMP05-012	Perch, White (WP)	190	2.7	
NBN	3/15/2016	NB03LWPN443	NB03LWPN-COMP05-013	Perch, White (WP)	191	1.2	
NBN	3/24/2016	NB03LWPN495	NB03LWPN-COMP05-014	Perch, White (WP)	191	1.3	
NBN	3/15/2016	NB03LWPN448	NB03LWPN-COMP05-015	Perch, White (WP)	192	2.0	
NBN	3/18/2016	NB03LWPN456	NB03LWPN-COMP05-016	Perch, White (WP)	192	1.6	
NBN	3/24/2016	NB03LWPN491	NB03LWPN-COMP05-017	Perch, White (WP)	192	1.6	
NBN	3/24/2016	NB03LWPN492	NB03LWPN-COMP05-018	Perch, White (WP)	192	1.9	
NBN	3/24/2016	NB03LWPN493	NB03LWPN-COMP05-019	Perch, White (WP)	193	2.8	
NBN	3/18/2016	NB03LWPN457	NB03LWPN-COMP05-020	Perch, White (WP)	195	2.7	
NBN	3/24/2016	NB03LWPN478	NB03LWPN-COMP05-021	Perch, White (WP)	195	1.6	
NBN	3/24/2016	NB03LWPN488	NB03LWPN-COMP05-022	Perch, White (WP)	196	2.4	
NBN	3/17/2016	NB03LWPN451	NB03LWPN-COMP05-023	Perch, White (WP)	198	2.7	
NBN	3/24/2016	NB03LWPN484	NB03LWPN-COMP05-024	Perch, White (WP)	198	2.7	
NBN	3/24/2016	NB03LWPN496	NB03LWPN-COMP05-025	Perch, White (WP)	198	2.7	
NBN	3/17/2016	NB03LWPN450	NB03LWPN-COMP05-026	Perch, White (WP)	199	3.0	
NBN	3/17/2016	NB03LWPN455	NB03LWPN-COMP05-027	Perch, White (WP)	199	4.3	
NBN	3/24/2016	NB03LWPN485	NB03LWPN-COMP05-028	Perch, White (WP)	200	2.7	
NBN	3/24/2016	NB03LWPN487	NB03LWPN-COMP05-029	Perch, White (WP)	202	3.2	
NBN	3/24/2016	NB03LWPN497	NB03LWPN-COMP05-030	Perch, White (WP)	202	3.5	
NBN	3/24/2016	NB03LWPN494	NB03LWPN-COMP05-031	Perch, White (WP)	205	3.7	
NBN	3/24/2016	NB03LWPN490	NB03LWPN-COMP05-032	Perch, White (WP)	208	3.5	
NBN	3/17/2016	NB03LWPN454	NB03LWPN-COMP05-033	Perch, White (WP)	210	2.9	
NBN	3/24/2016	NB03LWPN483	NB03LWPN-COMP05-034	Perch, White (WP)	210	5.4	
NBN	3/15/2016	NB03LWPN447	NB03LWPN-COMP05-035	Perch, White (WP)	211	2.8	
NBN	3/24/2016	NB03LWPN477	NB03LWPN-COMP05-036	Perch, White (WP)	212	2.7	
NBN	3/24/2016	NB03LWPN471	NB03LWPN-COMP05-037	Perch, White (WP)	213	2.1	
NBN	3/24/2016	NB03LWPN502	NB03LWPN-COMP05-038	Perch, White (WP)	216	3.4	
NBN	3/24/2016	NB03LWPN481	NB03LWPN-COMP05-039	Perch, White (WP)	218	4.2	
NBN	3/17/2016	NB03LWPN452	NB03LWPN-COMP05-040	Perch, White (WP)	219	3.7	
NBN	3/23/2016	NB03LWPN459	NB03LWPN-COMP05-041	Perch, White (WP)	219	3.1	
NBN	3/17/2016	NB03LWPN453	NB03LWPN-COMP05-042	Perch, White (WP)	221	3.6	
NBN	3/16/2016	NB03LWPN449	NB03LWPN-COMP05-043	Perch, White (WP)	222	2.8	
NBN	3/24/2016	NB03LWPN473	NB03LWPN-COMP05-044	Perch, White (WP)	225	3.6	
NBN	3/24/2016	NB03LWPN504	NB03LWPN-COMP05-045	Perch, White (WP)	225	4.5	
NBN	3/24/2016	NB03LWPN469	NB03LWPN-COMP05-046	Perch, White (WP)	226	4.6	
NBN	3/24/2016	NB03LWPN498	NB03LWPN-COMP05-047	Perch, White (WP)	230	5.1	
NBN	3/24/2016	NB03LWPN474	NB03LWPN-COMP05-048	Perch, White (WP)	231	3.2	
NBN	3/24/2016	NB03LWPN476	NB03LWPN-COMP05-049	Perch, White (WP)	231	4.7	
NBN	3/24/2016	NB03LWPN470	NB03LWPN-COMP05-050	Perch, White (WP)	232	3.9	
NBN	3/15/2016	NB03LWPN446	NB03LWPN-COMP05-051	Perch, White (WP)	235	3.9	
NBN	3/24/2016	NB03LWPN475	NB03LWPN-COMP05-052	Perch, White (WP)	238	2.7	
NBN	3/24/2016	NB03LWPN472	NB03LWPN-COMP05-053	Perch, White (WP)	240	5.3	
NBN	3/24/2016	NB03LWPN466	NB03LWPN-COMP05-054	Perch, White (WP)	242	6.9	
NBN	3/15/2016	NB03LWPN444	NB03LWPN-COMP05-055	Perch, White (WP)	246	3.9	
NBN	3/24/2016	NB03LWPN468	NB03LWPN-COMP05-056	Perch, White (WP)	248	5.1	
NBN	3/24/2016	NB03LWPN463	NB03LWPN-COMP05-057	Perch, White (WP)	251	8.3	
NBN	3/24/2016	NB03LWPN467	NB03LWPN-COMP05-058	Perch, White (WP)	252	4.6	
NBN	3/24/2016	NB03LWPN505	NB03LWPN-COMP05-059	Perch, White (WP)	255	7.2	
NBN	3/24/2016	NB03LWPN465	NB03LWPN-COMP05-060	Perch, White (WP)	270	9.3	

Average Length	210	198.9	Composite Sample Mass
Acceptable Minimum Length	157.4		NB03LWPN-COMP05
Acceptable Maximum Length	262.3		

Zone	Processing Date	Tissue ID	Specimen ID	Species	Length (mm)	Weight (g)	Comments
NBC	3/17/2016	NB03LWPC600	NB03LWPC-COMP02-001	Perch, White (WP)	185	1.5	
NBC	3/18/2016	NB03LWPC628	NB03LWPC-COMP02-002	Perch, White (WP)	195	2.3	
NBC	3/17/2016	NB03LWPC546	NB03LWPC-COMP02-003	Perch, White (WP)	201	3.6	
NBC	3/16/2016	NB03LWPC526	NB03LWPC-COMP02-004	Perch, White (WP)	206	3.3	
NBC	3/17/2016	NB03LWPC561	NB03LWPC-COMP02-005	Perch, White (WP)	210	4.0	
NBC	3/16/2016	NB03LWPC525	NB03LWPC-COMP02-006	Perch, White (WP)	212	3.7	
NBC	3/17/2016	NB03LWPC622	NB03LWPC-COMP02-007	Perch, White (WP)	212	2.7	
NBC	3/18/2016	NB03LWPC644	NB03LWPC-COMP02-008	Perch, White (WP)	212	5.0	
NBC	3/16/2016	NB03LWPC519	NB03LWPC-COMP02-009	Perch, White (WP)	214	4.2	
NBC	3/16/2016	NB03LWPC517	NB03LWPC-COMP02-010	Perch, White (WP)	215	5.0	
NBC	3/17/2016	NB03LWPC562	NB03LWPC-COMP02-011	Perch, White (WP)	215	3.7	
NBC	3/18/2016	NB03LWPC632	NB03LWPC-COMP02-012	Perch, White (WP)	215	3.8	
NBC	3/16/2016	NB03LWPC518	NB03LWPC-COMP02-013	Perch, White (WP)	216	3.5	
NBC	3/17/2016	NB03LWPC557	NB03LWPC-COMP02-014	Perch, White (WP)	216	2.9	
NBC	3/16/2016	NB03LWPC522	NB03LWPC-COMP02-015	Perch, White (WP)	217	4.2	
NBC	3/17/2016	NB03LWPC579	NB03LWPC-COMP02-016	Perch, White (WP)	217	2.8	
NBC	3/17/2016	NB03LWPC625	NB03LWPC-COMP02-017	Perch, White (WP)	217	2.9	
NBC	3/16/2016	NB03LWPC521	NB03LWPC-COMP02-018	Perch, White (WP)	218	3.5	
NBC	3/17/2016	NB03LWPC538	NB03LWPC-COMP02-019	Perch, White (WP)	218	5.1	
NBC	3/17/2016	NB03LWPC547	NB03LWPC-COMP02-020	Perch, White (WP)	218	4.4	
NBC	3/16/2016	NB03LWPC532	NB03LWPC-COMP02-021	Perch, White (WP)	219	3.0	
NBC	3/17/2016	NB03LWPC567	NB03LWPC-COMP02-022	Perch, White (WP)	219	3.5	
NBC	3/17/2016	NB03LWPC623	NB03LWPC-COMP02-023	Perch, White (WP)	219	2.4	
NBC	3/16/2016	NB03LWPC535	NB03LWPC-COMP02-024	Perch, White (WP)	220	2.7	
NBC	3/17/2016	NB03LWPC558	NB03LWPC-COMP02-025	Perch, White (WP)	220	3.4	
NBC	3/17/2016	NB03LWPC590	NB03LWPC-COMP02-026	Perch, White (WP)	220	4.0	
NBC	3/17/2016	NB03LWPC592	NB03LWPC-COMP02-027	Perch, White (WP)	220	2.5	
NBC	3/17/2016	NB03LWPC626	NB03LWPC-COMP02-028	Perch, White (WP)	220	3.4	
NBC	3/18/2016	NB03LWPC635	NB03LWPC-COMP02-029	Perch, White (WP)	220	2.9	
NBC	3/16/2016	NB03LWPC527	NB03LWPC-COMP02-030	Perch, White (WP)	221	3.9	
NBC	3/17/2016	NB03LWPC548	NB03LWPC-COMP02-031	Perch, White (WP)	223	3.6	
NBC	3/17/2016	NB03LWPC563	NB03LWPC-COMP02-032	Perch, White (WP)	223	2.8	
NBC	3/17/2016	NB03LWPC594	NB03LWPC-COMP02-033	Perch, White (WP)	223	3.1	
NBC	3/17/2016	NB03LWPC559	NB03LWPC-COMP02-034	Perch, White (WP)	224	2.5	
NBC	3/16/2016	NB03LWPC533	NB03LWPC-COMP02-035	Perch, White (WP)	225	2.6	
NBC	3/17/2016	NB03LWPC586	NB03LWPC-COMP02-036	Perch, White (WP)	225	5.1	
NBC	3/17/2016	NB03LWPC595	NB03LWPC-COMP02-037	Perch, White (WP)	225	2.6	
NBC	3/17/2016	NB03LWPC603	NB03LWPC-COMP02-038	Perch, White (WP)	225	3.5	
NBC	3/17/2016	NB03LWPC569	NB03LWPC-COMP02-039	Perch, White (WP)	226	3.1	
NBC	3/16/2016	NB03LWPC531	NB03LWPC-COMP02-040	Perch, White (WP)	227	3.5	
NBC	3/17/2016	NB03LWPC560	NB03LWPC-COMP02-041	Perch, White (WP)	227	3.4	
NBC	3/16/2016	NB03LWPC523	NB03LWPC-COMP02-042	Perch, White (WP)	228	2.9	
NBC	3/17/2016	NB03LWPC553	NB03LWPC-COMP02-043	Perch, White (WP)	228	4.2	
NBC	3/17/2016	NB03LWPC613	NB03LWPC-COMP02-044	Perch, White (WP)	228	4.3	
NBC	3/17/2016	NB03LWPC619	NB03LWPC-COMP02-045	Perch, White (WP)	228	5.1	
NBC	3/18/2016	NB03LWPC630	NB03LWPC-COMP02-046	Perch, White (WP)	228	4.3	
NBC	3/18/2016	NB03LWPC636	NB03LWPC-COMP02-047	Perch, White (WP)	228	3.1	

Average Length	218	163.5	Composite Sample Mass
Acceptable Minimum Length	164		NB03LWPC-COMP02
Acceptable Maximum Length	273		

Zone	Processing Date	Tissue ID	Specimen ID	Species	Length (mm)	Weight (g)	Comments
NBC	3/18/2016	NB03LWPC640	NB03LWPC-COMP03-001	Perch, White (WP)	228	4.7	
NBC	3/17/2016	NB03LWPC541	NB03LWPC-COMP03-002	Perch, White (WP)	230	3.2	
NBC	3/17/2016	NB03LWPC555	NB03LWPC-COMP03-003	Perch, White (WP)	230	5.1	
NBC	3/17/2016	NB03LWPC593	NB03LWPC-COMP03-004	Perch, White (WP)	230	4.8	
NBC	3/17/2016	NB03LWPC602	NB03LWPC-COMP03-005	Perch, White (WP)	230	4.6	
NBC	3/17/2016	NB03LWPC615	NB03LWPC-COMP03-006	Perch, White (WP)	230	3.6	
NBC	3/18/2016	NB03LWPC638	NB03LWPC-COMP03-007	Perch, White (WP)	230	2.9	
NBC	3/17/2016	NB03LWPC540	NB03LWPC-COMP03-008	Perch, White (WP)	231	3.4	
NBC	3/17/2016	NB03LWPC580	NB03LWPC-COMP03-009	Perch, White (WP)	231	4.2	
NBC	3/17/2016	NB03LWPC599	NB03LWPC-COMP03-010	Perch, White (WP)	231	2.9	
NBC	3/16/2016	NB03LWPC524	NB03LWPC-COMP03-011	Perch, White (WP)	232	4.4	
NBC	3/17/2016	NB03LWPC552	NB03LWPC-COMP03-012	Perch, White (WP)	232	5.7	
NBC	3/17/2016	NB03LWPC591	NB03LWPC-COMP03-013	Perch, White (WP)	232	4.4	
NBC	3/17/2016	NB03LWPC601	NB03LWPC-COMP03-014	Perch, White (WP)	232	3.8	
NBC	3/17/2016	NB03LWPC550	NB03LWPC-COMP03-015	Perch, White (WP)	235	3.4	
NBC	3/17/2016	NB03LWPC554	NB03LWPC-COMP03-016	Perch, White (WP)	235	6.2	
NBC	3/17/2016	NB03LWPC573	NB03LWPC-COMP03-017	Perch, White (WP)	235	4.9	
NBC	3/17/2016	NB03LWPC577	NB03LWPC-COMP03-018	Perch, White (WP)	235	4.1	
NBC	3/17/2016	NB03LWPC609	NB03LWPC-COMP03-019	Perch, White (WP)	235	2.9	
NBC	3/18/2016	NB03LWPC633	NB03LWPC-COMP03-020	Perch, White (WP)	235	5.2	
NBC	3/17/2016	NB03LWPC612	NB03LWPC-COMP03-021	Perch, White (WP)	236	5.2	
NBC	3/17/2016	NB03LWPC616	NB03LWPC-COMP03-022	Perch, White (WP)	236	6.0	
NBC	3/17/2016	NB03LWPC617	NB03LWPC-COMP03-023	Perch, White (WP)	236	4.7	
NBC	3/16/2016	NB03LWPC520	NB03LWPC-COMP03-024	Perch, White (WP)	237	4.2	
NBC	3/16/2016	NB03LWPC537	NB03LWPC-COMP03-025	Perch, White (WP)	237	3.4	
NBC	3/17/2016	NB03LWPC568	NB03LWPC-COMP03-026	Perch, White (WP)	238	2.6	
NBC	3/17/2016	NB03LWPC574	NB03LWPC-COMP03-027	Perch, White (WP)	238	5.1	
NBC	3/17/2016	NB03LWPC589	NB03LWPC-COMP03-028	Perch, White (WP)	238	4.7	
NBC	3/17/2016	NB03LWPC624	NB03LWPC-COMP03-029	Perch, White (WP)	238	2.4	
NBC	3/18/2016	NB03LWPC639	NB03LWPC-COMP03-030	Perch, White (WP)	238	3.5	
NBC	3/18/2016	NB03LWPC642	NB03LWPC-COMP03-031	Perch, White (WP)	238	3.4	
NBC	3/16/2016	NB03LWPC536	NB03LWPC-COMP03-032	Perch, White (WP)	240	5.7	
NBC	3/17/2016	NB03LWPC588	NB03LWPC-COMP03-033	Perch, White (WP)	240	4.1	
NBC	3/17/2016	NB03LWPC605	NB03LWPC-COMP03-034	Perch, White (WP)	240	4.1	
NBC	3/17/2016	NB03LWPC618	NB03LWPC-COMP03-035	Perch, White (WP)	240	4.9	
NBC	3/17/2016	NB03LWPC545	NB03LWPC-COMP03-036	Perch, White (WP)	241	6.4	
NBC	3/17/2016	NB03LWPC565	NB03LWPC-COMP03-037	Perch, White (WP)	241	3.4	
NBC	3/17/2016	NB03LWPC578	NB03LWPC-COMP03-038	Perch, White (WP)	241	7.5	
NBC	3/17/2016	NB03LWPC544	NB03LWPC-COMP03-039	Perch, White (WP)	242	5.5	
NBC	3/16/2016	NB03LWPC529	NB03LWPC-COMP03-040	Perch, White (WP)	245	3.9	
NBC	3/17/2016	NB03LWPC582	NB03LWPC-COMP03-041	Perch, White (WP)	245	3.6	
NBC	3/17/2016	NB03LWPC587	NB03LWPC-COMP03-042	Perch, White (WP)	245	7.3	
NBC	3/17/2016	NB03LWPC606	NB03LWPC-COMP03-043	Perch, White (WP)	245	4.0	
NBC	3/17/2016	NB03LWPC607	NB03LWPC-COMP03-044	Perch, White (WP)	245	6.2	

Average Length	236	196.2	Composite Sample Mass
Acceptable Minimum Length	177		NB03LWPC-COMP03
Acceptable Maximum Length	295		

Zone	Processing Date	Tissue ID	Specimen ID	Species	Length (mm)	Weight (g)	Comments
NBC	3/17/2016	NB03LWPC581	NB03LWPC-COMP04-001	Perch, White (WP)	247	6.0	
NBC	3/18/2016	NB03LWPC634	NB03LWPC-COMP04-002	Perch, White (WP)	247	3.3	
NBC	3/17/2016	NB03LWPC539	NB03LWPC-COMP04-003	Perch, White (WP)	248	5.9	
NBC	3/17/2016	NB03LWPC549	NB03LWPC-COMP04-004	Perch, White (WP)	248	5.6	
NBC	3/17/2016	NB03LWPC583	NB03LWPC-COMP04-005	Perch, White (WP)	248	4.2	
NBC	3/17/2016	NB03LWPC585	NB03LWPC-COMP04-006	Perch, White (WP)	248	2.6	
NBC	3/17/2016	NB03LWPC604	NB03LWPC-COMP04-007	Perch, White (WP)	248	3.8	
NBC	3/17/2016	NB03LWPC620	NB03LWPC-COMP04-008	Perch, White (WP)	248	3.8	
NBC	3/18/2016	NB03LWPC627	NB03LWPC-COMP04-009	Perch, White (WP)	248	3.7	
NBC	3/18/2016	NB03LWPC641	NB03LWPC-COMP04-010	Perch, White (WP)	248	3.5	
NBC	3/16/2016	NB03LWPC530	NB03LWPC-COMP04-011	Perch, White (WP)	250	5.6	
NBC	3/17/2016	NB03LWPC564	NB03LWPC-COMP04-012	Perch, White (WP)	250	2.7	
NBC	3/17/2016	NB03LWPC571	NB03LWPC-COMP04-013	Perch, White (WP)	250	4.5	
NBC	3/17/2016	NB03LWPC596	NB03LWPC-COMP04-014	Perch, White (WP)	250	6.1	
NBC	3/17/2016	NB03LWPC614	NB03LWPC-COMP04-015	Perch, White (WP)	250	6.8	
NBC	3/17/2016	NB03LWPC556	NB03LWPC-COMP04-016	Perch, White (WP)	251	3.8	
NBC	3/16/2016	NB03LWPC534	NB03LWPC-COMP04-017	Perch, White (WP)	252	2.9	
NBC	3/17/2016	NB03LWPC566	NB03LWPC-COMP04-018	Perch, White (WP)	252	4.7	
NBC	3/17/2016	NB03LWPC572	NB03LWPC-COMP04-019	Perch, White (WP)	252	5.4	
NBC	3/17/2016	NB03LWPC621	NB03LWPC-COMP04-020	Perch, White (WP)	252	4.6	
NBC	3/18/2016	NB03LWPC631	NB03LWPC-COMP04-021	Perch, White (WP)	252	2.8	
NBC	3/16/2016	NB03LWPC528	NB03LWPC-COMP04-022	Perch, White (WP)	253	5.9	
NBC	3/17/2016	NB03LWPC570	NB03LWPC-COMP04-023	Perch, White (WP)	255	4.6	
NBC	3/17/2016	NB03LWPC584	NB03LWPC-COMP04-024	Perch, White (WP)	255	5.6	
NBC	3/17/2016	NB03LWPC551	NB03LWPC-COMP04-025	Perch, White (WP)	260	7.1	
NBC	3/17/2016	NB03LWPC575	NB03LWPC-COMP04-026	Perch, White (WP)	260	3.1	
NBC	3/17/2016	NB03LWPC597	NB03LWPC-COMP04-027	Perch, White (WP)	260	8.4	
NBC	3/17/2016	NB03LWPC608	NB03LWPC-COMP04-028	Perch, White (WP)	260	6.0	
NBC	3/17/2016	NB03LWPC576	NB03LWPC-COMP04-029	Perch, White (WP)	262	5.9	
NBC	3/18/2016	NB03LWPC643	NB03LWPC-COMP04-030	Perch, White (WP)	262	4.6	
NBC	3/17/2016	NB03LWPC598	NB03LWPC-COMP04-031	Perch, White (WP)	265	7.0	
NBC	3/17/2016	NB03LWPC610	NB03LWPC-COMP04-032	Perch, White (WP)	265	6.3	
NBC	3/17/2016	NB03LWPC611	NB03LWPC-COMP04-033	Perch, White (WP)	268	7.0	
NBC	3/18/2016	NB03LWPC637	NB03LWPC-COMP04-034	Perch, White (WP)	271	7.3	
NBC	3/17/2016	NB03LWPC543	NB03LWPC-COMP04-035	Perch, White (WP)	272	9.0	
NBC	3/17/2016	NB03LWPC542	NB03LWPC-COMP04-036	Perch, White (WP)	278	9.9	
NBC	3/18/2016	NB03LWPC629	NB03LWPC-COMP04-037	Perch, White (WP)	280	6.7	

Average Length	256	196.7	Composite Sample Mass
Acceptable Minimum Length	192		NB03LWPC-COMP04
Acceptable Maximum Length	320		

White Perch Liver Composites

Sample ID	Zone	Sample Date	Species	Number of Fish	Sample Preparation	Sample Type[a]	SDG	SDG Sample Count	Tissue Weight Based on Field Measurements (g)[b]	Mass Available for QA/QC and/or Splits (g)[c]
NB03LWPN-COMP03	NBN	Multiple	Perch, White	110	Liver	Composite	NB3029	11	186.5	0
NB03LWPN-COMP04	NBN	Multiple	Perch, White	50	Liver	Composite	NB3029	12	182.3	0
NB03LWPS-COMP07	NBS	Multiple	Perch, White	51	Liver	Composite	NB3029	13	196.4	2
NB03LWPS-COMP08	NBS	Multiple	Perch, White	46	Liver	Composite	NB3029	14	198.0	4
NB03LWPS-COMP09	NBS	Multiple	Perch, White	40	Liver	Composite	NB3029	15	196.0	2
NB03LWPS-COMP10	NBS	Multiple	Perch, White	34	Liver	Composite	NB3029	16	197.7	4
NB03LWPS-COMP11	NBS	Multiple	Perch, White	23	Liver	Composite	NB3029	17	196.4	2

Notes:

[a] For NB03LWPN-COMP04, the only fish not within 25% of the average fish length (average length 219.0mm; 25% range of 164.2-273.7mm) is NB03LWPN164 with a length of 275mm.

[b] Samples with highlighted tissue weights will utilize the proposed alternate analytical hierarchy if sufficient mass is not available post-homogenization. The weights are less than the pre-homogenization minimum mass of 194g but greater than the post-homogenization mass of 169g.

[c] The mass available for QA/QC is the tissue weight minus the pre-homogenization minimum tissue mass of 194g (minimum mass requirement plus 15%) stated in Worksheet #10.

g = grams
ID = identification
NBC = Newark Bay Central
NBN = Newark Bay North
NBS = Newark Bay South
QA/QC = quality assurance/quality control
QAPP = Quality Assurance Project Plan
SDG = sample delivery group
TBD = to be determined
USEPA = U.S. Environmental Protection Agency
Worksheet numbers are from the USEPA-approved Fish Sampling and Analysis Quality Assurance Project Plan, Revision 2, October 2014.

Zone	Processing Date	Tissue ID	Specimen ID	Species	Length (mm)	Weight (g)	Comments
NBN	3/31/2015	NB03LWPN151	NB03LWPN-COMP03-001	Perch, White (WP)	130	0.6	
NBN	4/9/2015	NB03LWPN270	NB03LWPN-COMP03-002	Perch, White (WP)	134	0.4	
NBN	4/9/2015	NB03LWPN266	NB03LWPN-COMP03-003	Perch, White (WP)	135	0.7	
NBN	4/9/2015	NB03LWPN265	NB03LWPN-COMP03-004	Perch, White (WP)	144	0.9	
NBN	3/31/2015	NB03LWPN099	NB03LWPN-COMP03-005	Perch, White (WP)	146	0.8	
NBN	4/1/2015	NB03LWPN162	NB03LWPN-COMP03-006	Perch, White (WP)	150	1.4	
NBN	4/1/2015	NB03LWPN166	NB03LWPN-COMP03-007	Perch, White (WP)	150	0.9	
NBN	4/1/2015	NB03LWPN188	NB03LWPN-COMP03-008	Perch, White (WP)	150	1.0	
NBN	4/1/2015	NB03LWPN202	NB03LWPN-COMP03-009	Perch, White (WP)	150	1.4	
NBN	3/31/2015	NB03LWPN143	NB03LWPN-COMP03-010	Perch, White (WP)	152	1.0	
NBN	3/31/2015	NB03LWPN100	NB03LWPN-COMP03-011	Perch, White (WP)	155	0.6	
NBN	3/31/2015	NB03LWPN103	NB03LWPN-COMP03-012	Perch, White (WP)	155	1.6	
NBN	3/31/2015	NB03LWPN115	NB03LWPN-COMP03-013	Perch, White (WP)	155	1.2	
NBN	3/31/2015	NB03LWPN101	NB03LWPN-COMP03-014	Perch, White (WP)	158	1.5	
NBN	3/31/2015	NB03LWPN153	NB03LWPN-COMP03-015	Perch, White (WP)	158	0.6	
NBN	3/31/2015	NB03LWPN097	NB03LWPN-COMP03-016	Perch, White (WP)	160	1.6	
NBN	3/31/2015	NB03LWPN098	NB03LWPN-COMP03-017	Perch, White (WP)	160	1.3	
NBN	3/31/2015	NB03LWPN152	NB03LWPN-COMP03-018	Perch, White (WP)	160	1.3	
NBN	4/1/2015	NB03LWPN185	NB03LWPN-COMP03-019	Perch, White (WP)	160	1.6	
NBN	4/9/2015	NB03LWPN264	NB03LWPN-COMP03-020	Perch, White (WP)	160	0.5	
NBN	4/10/2015	NB03LWPN395	NB03LWPN-COMP03-021	Perch, White (WP)	160	1.4	
NBN	4/10/2015	NB03LWPN401	NB03LWPN-COMP03-022	Perch, White (WP)	160	0.9	
NBN	4/9/2015	NB03LWPN262	NB03LWPN-COMP03-023	Perch, White (WP)	163	1.2	
NBN	4/10/2015	NB03LWPN391	NB03LWPN-COMP03-024	Perch, White (WP)	164	1.7	
NBN	3/31/2015	NB03LWPN090	NB03LWPN-COMP03-025	Perch, White (WP)	165	1.9	
NBN	3/31/2015	NB03LWPN121	NB03LWPN-COMP03-026	Perch, White (WP)	165	1.5	
NBN	3/31/2015	NB03LWPN123	NB03LWPN-COMP03-027	Perch, White (WP)	165	1.1	
NBN	3/31/2015	NB03LWPN147	NB03LWPN-COMP03-028	Perch, White (WP)	165	1.6	
NBN	3/31/2015	NB03LWPN150	NB03LWPN-COMP03-029	Perch, White (WP)	165	1.4	
NBN	4/1/2015	NB03LWPN159	NB03LWPN-COMP03-030	Perch, White (WP)	165	1.5	
NBN	4/1/2015	NB03LWPN201	NB03LWPN-COMP03-031	Perch, White (WP)	165	1.9	
NBN	4/10/2015	NB03LWPN390	NB03LWPN-COMP03-032	Perch, White (WP)	165	1.3	
NBN	4/10/2015	NB03LWPN398	NB03LWPN-COMP03-033	Perch, White (WP)	165	1.2	
NBN	4/10/2015	NB03LWPN403	NB03LWPN-COMP03-034	Perch, White (WP)	165	1.6	
NBN	4/10/2015	NB03LWPN399	NB03LWPN-COMP03-035	Perch, White (WP)	166	1.2	
NBN	4/9/2015	NB03LWPN260	NB03LWPN-COMP03-036	Perch, White (WP)	167	1.2	
NBN	4/10/2015	NB03LWPN402	NB03LWPN-COMP03-037	Perch, White (WP)	168	1.4	
NBN	4/9/2015	NB03LWPN263	NB03LWPN-COMP03-038	Perch, White (WP)	169	0.6	
NBN	3/31/2015	NB03LWPN082	NB03LWPN-COMP03-039	Perch, White (WP)	170	1.7	
NBN	3/31/2015	NB03LWPN085	NB03LWPN-COMP03-040	Perch, White (WP)	170	1.7	
NBN	3/31/2015	NB03LWPN089	NB03LWPN-COMP03-041	Perch, White (WP)	170	1.4	
NBN	3/31/2015	NB03LWPN091	NB03LWPN-COMP03-042	Perch, White (WP)	170	2.2	
NBN	3/31/2015	NB03LWPN094	NB03LWPN-COMP03-043	Perch, White (WP)	170	1.9	
NBN	3/31/2015	NB03LWPN095	NB03LWPN-COMP03-044	Perch, White (WP)	170	1.6	
NBN	3/31/2015	NB03LWPN110	NB03LWPN-COMP03-045	Perch, White (WP)	170	1.7	
NBN	3/31/2015	NB03LWPN113	NB03LWPN-COMP03-046	Perch, White (WP)	170	1.9	
NBN	3/31/2015	NB03LWPN114	NB03LWPN-COMP03-047	Perch, White (WP)	170	1.4	
NBN	3/31/2015	NB03LWPN119	NB03LWPN-COMP03-048	Perch, White (WP)	170	1.7	
NBN	3/31/2015	NB03LWPN122	NB03LWPN-COMP03-049	Perch, White (WP)	170	1.6	
NBN	4/1/2015	NB03LWPN169	NB03LWPN-COMP03-050	Perch, White (WP)	170	1.9	
NBN	4/10/2015	NB03LWPN392	NB03LWPN-COMP03-051	Perch, White (WP)	170	1.4	
NBN	4/10/2015	NB03LWPN400	NB03LWPN-COMP03-052	Perch, White (WP)	172	1.4	
NBN	3/31/2015	NB03LWPN072	NB03LWPN-COMP03-053	Perch, White (WP)	174	1.7	
NBN	3/31/2015	NB03LWPN084	NB03LWPN-COMP03-054	Perch, White (WP)	175	2.4	
NBN	3/31/2015	NB03LWPN109	NB03LWPN-COMP03-055	Perch, White (WP)	175	2.0	
NBN	3/31/2015	NB03LWPN116	NB03LWPN-COMP03-056	Perch, White (WP)	175	1.6	
NBN	3/31/2015	NB03LWPN118	NB03LWPN-COMP03-057	Perch, White (WP)	175	1.9	
NBN	3/31/2015	NB03LWPN124	NB03LWPN-COMP03-058	Perch, White (WP)	175	1.6	
NBN	3/31/2015	NB03LWPN125	NB03LWPN-COMP03-059	Perch, White (WP)	175	2.2	
NBN	3/31/2015	NB03LWPN142	NB03LWPN-COMP03-060	Perch, White (WP)	175	1.7	
NBN	3/31/2015	NB03LWPN144	NB03LWPN-COMP03-061	Perch, White (WP)	175	2.1	
NBN	4/1/2015	NB03LWPN160	NB03LWPN-COMP03-062	Perch, White (WP)	175	1.8	
NBN	4/1/2015	NB03LWPN163	NB03LWPN-COMP03-063	Perch, White (WP)	175	1.8	
NBN	4/1/2015	NB03LWPN170	NB03LWPN-COMP03-064	Perch, White (WP)	175	1.8	
NBN	4/1/2015	NB03LWPN186	NB03LWPN-COMP03-065	Perch, White (WP)	175	1.5	
NBN	4/9/2015	NB03LWPN259	NB03LWPN-COMP03-066	Perch, White (WP)	175	1.4	
NBN	4/10/2015	NB03LWPN385	NB03LWPN-COMP03-067	Perch, White (WP)	175	1.8	
NBN	4/10/2015	NB03LWPN397	NB03LWPN-COMP03-068	Perch, White (WP)	175	1.6	
NBN	4/10/2015	NB03LWPN394	NB03LWPN-COMP03-069	Perch, White (WP)	178	0.7	
NBN	3/31/2015	NB03LWPN078	NB03LWPN-COMP03-070	Perch, White (WP)	180	1.0	
NBN	3/31/2015	NB03LWPN079	NB03LWPN-COMP03-071	Perch, White (WP)	180	1.8	
NBN	3/31/2015	NB03LWPN081	NB03LWPN-COMP03-072	Perch, White (WP)	180	1.7	
NBN	3/31/2015	NB03LWPN093	NB03LWPN-COMP03-073	Perch, White (WP)	180	1.9	
NBN	3/31/2015	NB03LWPN102	NB03LWPN-COMP03-074	Perch, White (WP)	180	2.3	

Zone	Processing Date	Tissue ID	Specimen ID	Species	Length (mm)	Weight (g)	Comments
NBN	3/31/2015	NB03LWPN107	NB03LWPN-COMP03-075	Perch, White (WP)	180	3.1	
NBN	3/31/2015	NB03LWPN112	NB03LWPN-COMP03-076	Perch, White (WP)	180	2.1	
NBN	3/31/2015	NB03LWPN120	NB03LWPN-COMP03-077	Perch, White (WP)	180	2.7	
NBN	3/31/2015	NB03LWPN138	NB03LWPN-COMP03-078	Perch, White (WP)	180	1.9	
NBN	3/31/2015	NB03LWPN146	NB03LWPN-COMP03-079	Perch, White (WP)	180	1.7	
NBN	4/1/2015	NB03LWPN180	NB03LWPN-COMP03-080	Perch, White (WP)	180	2.6	
NBN	4/1/2015	NB03LWPN187	NB03LWPN-COMP03-081	Perch, White (WP)	180	1.4	
NBN	4/1/2015	NB03LWPN200	NB03LWPN-COMP03-082	Perch, White (WP)	180	2.2	
NBN	4/9/2015	NB03LWPN257	NB03LWPN-COMP03-083	Perch, White (WP)	180	1.5	
NBN	4/10/2015	NB03LWPN389	NB03LWPN-COMP03-084	Perch, White (WP)	180	1.1	
NBN	4/10/2015	NB03LWPN396	NB03LWPN-COMP03-085	Perch, White (WP)	180	1.7	
NBN	4/9/2015	NB03LWPN258	NB03LWPN-COMP03-086	Perch, White (WP)	182	2.5	
NBN	3/31/2015	NB03LWPN096	NB03LWPN-COMP03-087	Perch, White (WP)	185	2.1	
NBN	3/31/2015	NB03LWPN111	NB03LWPN-COMP03-088	Perch, White (WP)	185	2.1	
NBN	4/1/2015	NB03LWPN155	NB03LWPN-COMP03-089	Perch, White (WP)	185	2.4	
NBN	4/1/2015	NB03LWPN168	NB03LWPN-COMP03-090	Perch, White (WP)	185	2.1	
NBN	4/1/2015	NB03LWPN196	NB03LWPN-COMP03-091	Perch, White (WP)	185	1.8	
NBN	4/10/2015	NB03LWPN386	NB03LWPN-COMP03-092	Perch, White (WP)	185	1.8	
NBN	3/31/2015	NB03LWPN137	NB03LWPN-COMP03-093	Perch, White (WP)	189	2.3	
NBN	3/31/2015	NB03LWPN075	NB03LWPN-COMP03-094	Perch, White (WP)	190	2.4	
NBN	3/31/2015	NB03LWPN080	NB03LWPN-COMP03-095	Perch, White (WP)	190	2.6	
NBN	3/31/2015	NB03LWPN092	NB03LWPN-COMP03-096	Perch, White (WP)	190	2.0	
NBN	3/31/2015	NB03LWPN117	NB03LWPN-COMP03-097	Perch, White (WP)	190	2.3	
NBN	3/31/2015	NB03LWPN129	NB03LWPN-COMP03-098	Perch, White (WP)	190	2.8	
NBN	3/31/2015	NB03LWPN140	NB03LWPN-COMP03-099	Perch, White (WP)	190	2.1	
NBN	3/31/2015	NB03LWPN141	NB03LWPN-COMP03-100	Perch, White (WP)	190	2.5	
NBN	4/1/2015	NB03LWPN165	NB03LWPN-COMP03-101	Perch, White (WP)	190	2.4	
NBN	4/1/2015	NB03LWPN176	NB03LWPN-COMP03-102	Perch, White (WP)	190	2.1	
NBN	4/1/2015	NB03LWPN177	NB03LWPN-COMP03-103	Perch, White (WP)	190	1.9	
NBN	4/8/2015	NB03LWPN251	NB03LWPN-COMP03-104	Perch, White (WP)	190	2.5	
NBN	4/10/2015	NB03LWPN388	NB03LWPN-COMP03-105	Perch, White (WP)	190	2.2	
NBN	4/9/2015	NB03LWPN261	NB03LWPN-COMP03-106	Perch, White (WP)	192	2.3	
NBN	3/31/2015	NB03LWPN108	NB03LWPN-COMP03-107	Perch, White (WP)	195	2.9	
NBN	4/1/2015	NB03LWPN156	NB03LWPN-COMP03-108	Perch, White (WP)	195	2.6	
NBN	4/1/2015	NB03LWPN167	NB03LWPN-COMP03-109	Perch, White (WP)	195	2.4	
NBN	4/1/2015	NB03LWPN175	NB03LWPN-COMP03-110	Perch, White (WP)	195	2.1	

Average Length	172	186.5	Composite Sample Mass
Acceptable Minimum Length	129		NB03LWPN-COMP03
Acceptable Maximum Length	215		

Zone	Processing Date	Tissue ID	Specimen ID	Species	Length (mm)	Weight (g)	Comments
NBN	4/10/2015	NB03LWPN387	NB03LWPN-COMP04-001	Perch, White (WP)	198	3.7	
NBN	3/31/2015	NB03LWPN077	NB03LWPN-COMP04-002	Perch, White (WP)	200	1.7	
NBN	3/31/2015	NB03LWPN086	NB03LWPN-COMP04-003	Perch, White (WP)	200	3.1	
NBN	3/31/2015	NB03LWPN139	NB03LWPN-COMP04-004	Perch, White (WP)	200	2.4	
NBN	4/1/2015	NB03LWPN154	NB03LWPN-COMP04-005	Perch, White (WP)	200	2.2	
NBN	4/1/2015	NB03LWPN179	NB03LWPN-COMP04-006	Perch, White (WP)	200	2.5	
NBN	4/1/2015	NB03LWPN181	NB03LWPN-COMP04-007	Perch, White (WP)	200	3.4	
NBN	4/1/2015	NB03LWPN190	NB03LWPN-COMP04-008	Perch, White (WP)	200	3.6	
NBN	4/1/2015	NB03LWPN192	NB03LWPN-COMP04-009	Perch, White (WP)	200	2.6	
NBN	4/1/2015	NB03LWPN197	NB03LWPN-COMP04-010	Perch, White (WP)	200	2.6	
NBN	4/10/2015	NB03LWPN393	NB03LWPN-COMP04-011	Perch, White (WP)	202	3.0	
NBN	3/31/2015	NB03LWPN128	NB03LWPN-COMP04-012	Perch, White (WP)	205	2.7	
NBN	3/31/2015	NB03LWPN130	NB03LWPN-COMP04-013	Perch, White (WP)	205	3.5	
NBN	4/1/2015	NB03LWPN158	NB03LWPN-COMP04-014	Perch, White (WP)	205	2.0	
NBN	4/1/2015	NB03LWPN193	NB03LWPN-COMP04-015	Perch, White (WP)	205	3.7	
NBN	4/1/2015	NB03LWPN198	NB03LWPN-COMP04-016	Perch, White (WP)	205	2.3	
NBN	3/31/2015	NB03LWPN071	NB03LWPN-COMP04-017	Perch, White (WP)	210	3.2	
NBN	3/31/2015	NB03LWPN073	NB03LWPN-COMP04-018	Perch, White (WP)	210	4.1	
NBN	3/31/2015	NB03LWPN076	NB03LWPN-COMP04-019	Perch, White (WP)	210	5.3	
NBN	3/31/2015	NB03LWPN136	NB03LWPN-COMP04-020	Perch, White (WP)	210	2.7	
NBN	3/31/2015	NB03LWPN145	NB03LWPN-COMP04-021	Perch, White (WP)	210	4.3	
NBN	4/1/2015	NB03LWPN182	NB03LWPN-COMP04-022	Perch, White (WP)	210	2.8	
NBN	4/1/2015	NB03LWPN189	NB03LWPN-COMP04-023	Perch, White (WP)	210	2.4	
NBN	4/10/2015	NB03LWPN384	NB03LWPN-COMP04-024	Perch, White (WP)	210	3.0	
NBN	3/31/2015	NB03LWPN088	NB03LWPN-COMP04-025	Perch, White (WP)	215	3.1	
NBN	4/1/2015	NB03LWPN183	NB03LWPN-COMP04-026	Perch, White (WP)	215	3.3	
NBN	4/1/2015	NB03LWPN194	NB03LWPN-COMP04-027	Perch, White (WP)	215	4.2	
NBN	4/8/2015	NB03LWPN252	NB03LWPN-COMP04-028	Perch, White (WP)	217	3.5	
NBN	3/31/2015	NB03LWPN134	NB03LWPN-COMP04-029	Perch, White (WP)	218	3.5	
NBN	4/1/2015	NB03LWPN157	NB03LWPN-COMP04-030	Perch, White (WP)	220	5.2	
NBN	4/1/2015	NB03LWPN172	NB03LWPN-COMP04-031	Perch, White (WP)	220	3.3	
NBN	3/31/2015	NB03LWPN132	NB03LWPN-COMP04-032	Perch, White (WP)	225	3.4	
NBN	4/1/2015	NB03LWPN178	NB03LWPN-COMP04-033	Perch, White (WP)	225	3.0	
NBN	4/1/2015	NB03LWPN191	NB03LWPN-COMP04-034	Perch, White (WP)	225	3.5	
NBN	4/10/2015	NB03LWPN382	NB03LWPN-COMP04-035	Perch, White (WP)	228	3.8	
NBN	3/31/2015	NB03LWPN070	NB03LWPN-COMP04-036	Perch, White (WP)	230	3.4	
NBN	3/31/2015	NB03LWPN083	NB03LWPN-COMP04-037	Perch, White (WP)	230	3.7	
NBN	3/31/2015	NB03LWPN127	NB03LWPN-COMP04-038	Perch, White (WP)	230	4.2	
NBN	3/31/2015	NB03LWPN131	NB03LWPN-COMP04-039	Perch, White (WP)	230	3.9	
NBN	4/1/2015	NB03LWPN184	NB03LWPN-COMP04-040	Perch, White (WP)	230	3.3	
NBN	4/1/2015	NB03LWPN195	NB03LWPN-COMP04-041	Perch, White (WP)	230	4.3	
NBN	4/1/2015	NB03LWPN199	NB03LWPN-COMP04-042	Perch, White (WP)	230	4.3	
NBN	4/10/2015	NB03LWPN383	NB03LWPN-COMP04-043	Perch, White (WP)	235	3.3	
NBN	3/31/2015	NB03LWPN087	NB03LWPN-COMP04-044	Perch, White (WP)	240	5.0	
NBN	4/1/2015	NB03LWPN174	NB03LWPN-COMP04-045	Perch, White (WP)	245	3.8	
NBN	3/31/2015	NB03LWPN074	NB03LWPN-COMP04-046	Perch, White (WP)	250	8.2	
NBN	4/1/2015	NB03LWPN161	NB03LWPN-COMP04-047	Perch, White (WP)	250	4.1	
NBN	4/10/2015	NB03LWPN381	NB03LWPN-COMP04-048	Perch, White (WP)	255	7.5	
NBN	3/31/2015	NB03LWPN126	NB03LWPN-COMP04-049	Perch, White (WP)	260	5.1	
NBN	4/1/2015	NB03LWPN164	NB03LWPN-COMP04-050	Perch, White (WP)	275	5.6	

Average Length	219	182.3	Composite Sample Mass
Acceptable Minimum Length	164	154.5	NB03LWPN-COMP04
Acceptable Maximum Length	274		

Zone	Processing Date	Tissue ID	Specimen ID	Species	Length (mm)	Weight (g)	Comments
NBS	4/10/2015	NB03LWPS287	NB03LWPS-COMP07-001	Perch, White (WP)	205	2.7	
NBS	4/10/2015	NB03LWPS258	NB03LWPS-COMP07-002	Perch, White (WP)	210	3.4	
NBS	4/9/2015	NB03LWPS121	NB03LWPS-COMP07-003	Perch, White (WP)	212	4.0	
NBS	4/10/2015	NB03LWPS199	NB03LWPS-COMP07-004	Perch, White (WP)	212	4.2	
NBS	4/10/2015	NB03LWPS204	NB03LWPS-COMP07-005	Perch, White (WP)	212	3.3	
NBS	4/9/2015	NB03LWPS137	NB03LWPS-COMP07-006	Perch, White (WP)	214	2.6	
NBS	4/10/2015	NB03LWPS240	NB03LWPS-COMP07-007	Perch, White (WP)	215	3.7	
NBS	4/10/2015	NB03LWPS268	NB03LWPS-COMP07-008	Perch, White (WP)	215	4.6	
NBS	4/10/2015	NB03LWPS272	NB03LWPS-COMP07-009	Perch, White (WP)	215	2.4	
NBS	4/10/2015	NB03LWPS273	NB03LWPS-COMP07-010	Perch, White (WP)	215	5.1	
NBS	4/9/2015	NB03LWPS142	NB03LWPS-COMP07-011	Perch, White (WP)	216	4.1	
NBS	4/10/2015	NB03LWPS269	NB03LWPS-COMP07-012	Perch, White (WP)	218	4.5	
NBS	4/10/2015	NB03LWPS301	NB03LWPS-COMP07-013	Perch, White (WP)	218	4.0	
NBS	4/10/2015	NB03LWPS169	NB03LWPS-COMP07-014	Perch, White (WP)	220	3.8	
NBS	4/10/2015	NB03LWPS197	NB03LWPS-COMP07-015	Perch, White (WP)	220	3.0	
NBS	4/10/2015	NB03LWPS214	NB03LWPS-COMP07-016	Perch, White (WP)	220	3.8	
NBS	4/10/2015	NB03LWPS220	NB03LWPS-COMP07-017	Perch, White (WP)	220	3.5	
NBS	4/10/2015	NB03LWPS231	NB03LWPS-COMP07-018	Perch, White (WP)	220	3.8	
NBS	4/10/2015	NB03LWPS232	NB03LWPS-COMP07-019	Perch, White (WP)	220	2.7	
NBS	4/10/2015	NB03LWPS243	NB03LWPS-COMP07-020	Perch, White (WP)	220	3.0	
NBS	4/10/2015	NB03LWPS254	NB03LWPS-COMP07-021	Perch, White (WP)	220	2.6	
NBS	4/10/2015	NB03LWPS284	NB03LWPS-COMP07-022	Perch, White (WP)	220	3.0	
NBS	4/10/2015	NB03LWPS306	NB03LWPS-COMP07-023	Perch, White (WP)	220	5.5	
NBS	4/10/2015	NB03LWPS311	NB03LWPS-COMP07-024	Perch, White (WP)	220	2.4	
NBS	4/9/2015	NB03LWPS120	NB03LWPS-COMP07-025	Perch, White (WP)	222	4.6	
NBS	4/10/2015	NB03LWPS291	NB03LWPS-COMP07-026	Perch, White (WP)	222	3.1	
NBS	4/10/2015	NB03LWPS299	NB03LWPS-COMP07-027	Perch, White (WP)	222	4.7	
NBS	4/10/2015	NB03LWPS304	NB03LWPS-COMP07-028	Perch, White (WP)	222	2.5	
NBS	4/10/2015	NB03LWPS318	NB03LWPS-COMP07-029	Perch, White (WP)	222	4.9	
NBS	4/9/2015	NB03LWPS114	NB03LWPS-COMP07-030	Perch, White (WP)	225	3.6	
NBS	4/10/2015	NB03LWPS189	NB03LWPS-COMP07-031	Perch, White (WP)	225	4.3	
NBS	4/10/2015	NB03LWPS201	NB03LWPS-COMP07-032	Perch, White (WP)	225	4.5	
NBS	4/10/2015	NB03LWPS202	NB03LWPS-COMP07-033	Perch, White (WP)	225	4.2	
NBS	4/10/2015	NB03LWPS206	NB03LWPS-COMP07-034	Perch, White (WP)	225	3.4	
NBS	4/10/2015	NB03LWPS210	NB03LWPS-COMP07-035	Perch, White (WP)	225	3.4	
NBS	4/10/2015	NB03LWPS213	NB03LWPS-COMP07-036	Perch, White (WP)	225	2.7	
NBS	4/10/2015	NB03LWPS218	NB03LWPS-COMP07-037	Perch, White (WP)	225	4.3	
NBS	4/10/2015	NB03LWPS223	NB03LWPS-COMP07-038	Perch, White (WP)	225	3.1	
NBS	4/10/2015	NB03LWPS224	NB03LWPS-COMP07-039	Perch, White (WP)	225	4.3	
NBS	4/10/2015	NB03LWPS228	NB03LWPS-COMP07-040	Perch, White (WP)	225	4.1	
NBS	4/10/2015	NB03LWPS248	NB03LWPS-COMP07-041	Perch, White (WP)	225	3.0	
NBS	4/10/2015	NB03LWPS250	NB03LWPS-COMP07-042	Perch, White (WP)	225	4.8	
NBS	4/10/2015	NB03LWPS274	NB03LWPS-COMP07-043	Perch, White (WP)	225	5.2	
NBS	4/10/2015	NB03LWPS275	NB03LWPS-COMP07-044	Perch, White (WP)	225	3.3	
NBS	4/10/2015	NB03LWPS282	NB03LWPS-COMP07-045	Perch, White (WP)	225	4.3	
NBS	4/10/2015	NB03LWPS292	NB03LWPS-COMP07-046	Perch, White (WP)	225	2.4	
NBS	4/10/2015	NB03LWPS298	NB03LWPS-COMP07-047	Perch, White (WP)	225	4.6	
NBS	4/9/2015	NB03LWPS119	NB03LWPS-COMP07-048	Perch, White (WP)	228	4.2	
NBS	4/10/2015	NB03LWPS163	NB03LWPS-COMP07-049	Perch, White (WP)	228	3.6	
NBS	4/10/2015	NB03LWPS300	NB03LWPS-COMP07-050	Perch, White (WP)	228	7.3	
NBS	4/9/2015	NB03LWPS111	NB03LWPS-COMP07-051	Perch, White (WP)	230	6.3	

Average Length	221	196.4	Composite Sample Mass
Acceptable Minimum Length	166		NB03LWPS-COMP07
Acceptable Maximum Length	276		

Zone	Processing Date	Tissue ID	Specimen ID	Species	Length (mm)	Weight (g)	Comments
NBS	4/9/2015	NB03LWPS115	NB03LWPS-COMP08-001	Perch, White (WP)	230	4.0	
NBS	4/9/2015	NB03LWPS139	NB03LWPS-COMP08-002	Perch, White (WP)	230	5.0	
NBS	4/10/2015	NB03LWPS166	NB03LWPS-COMP08-003	Perch, White (WP)	230	4.6	
NBS	4/10/2015	NB03LWPS176	NB03LWPS-COMP08-004	Perch, White (WP)	230	2.7	
NBS	4/10/2015	NB03LWPS179	NB03LWPS-COMP08-005	Perch, White (WP)	230	4.8	
NBS	4/10/2015	NB03LWPS181	NB03LWPS-COMP08-006	Perch, White (WP)	230	4.4	
NBS	4/10/2015	NB03LWPS182	NB03LWPS-COMP08-007	Perch, White (WP)	230	4.7	
NBS	4/10/2015	NB03LWPS184	NB03LWPS-COMP08-008	Perch, White (WP)	230	3.8	
NBS	4/10/2015	NB03LWPS186	NB03LWPS-COMP08-009	Perch, White (WP)	230	4.2	
NBS	4/10/2015	NB03LWPS207	NB03LWPS-COMP08-010	Perch, White (WP)	230	4.3	
NBS	4/10/2015	NB03LWPS209	NB03LWPS-COMP08-011	Perch, White (WP)	230	3.1	
NBS	4/10/2015	NB03LWPS211	NB03LWPS-COMP08-012	Perch, White (WP)	230	3.1	
NBS	4/10/2015	NB03LWPS217	NB03LWPS-COMP08-013	Perch, White (WP)	230	3.2	
NBS	4/10/2015	NB03LWPS225	NB03LWPS-COMP08-014	Perch, White (WP)	230	5.1	
NBS	4/10/2015	NB03LWPS235	NB03LWPS-COMP08-015	Perch, White (WP)	230	4.1	
NBS	4/10/2015	NB03LWPS242	NB03LWPS-COMP08-016	Perch, White (WP)	230	5.1	
NBS	4/10/2015	NB03LWPS247	NB03LWPS-COMP08-017	Perch, White (WP)	230	4.4	
NBS	4/10/2015	NB03LWPS263	NB03LWPS-COMP08-018	Perch, White (WP)	230	4.5	
NBS	4/10/2015	NB03LWPS267	NB03LWPS-COMP08-019	Perch, White (WP)	230	4.3	
NBS	4/10/2015	NB03LWPS280	NB03LWPS-COMP08-020	Perch, White (WP)	230	3.2	
NBS	4/10/2015	NB03LWPS289	NB03LWPS-COMP08-021	Perch, White (WP)	230	3.4	
NBS	4/10/2015	NB03LWPS294	NB03LWPS-COMP08-022	Perch, White (WP)	230	3.9	
NBS	4/10/2015	NB03LWPS309	NB03LWPS-COMP08-023	Perch, White (WP)	230	3.1	
NBS	4/10/2015	NB03LWPS315	NB03LWPS-COMP08-024	Perch, White (WP)	230	5.3	
NBS	4/9/2015	NB03LWPS127	NB03LWPS-COMP08-025	Perch, White (WP)	231	4.6	
NBS	4/10/2015	NB03LWPS261	NB03LWPS-COMP08-026	Perch, White (WP)	232	4.4	
NBS	4/10/2015	NB03LWPS293	NB03LWPS-COMP08-027	Perch, White (WP)	232	4.4	
NBS	4/9/2015	NB03LWPS112	NB03LWPS-COMP08-028	Perch, White (WP)	233	4.0	
NBS	4/9/2015	NB03LWPS108	NB03LWPS-COMP08-029	Perch, White (WP)	235	5.2	
NBS	4/9/2015	NB03LWPS117	NB03LWPS-COMP08-030	Perch, White (WP)	235	8.6	
NBS	4/9/2015	NB03LWPS122	NB03LWPS-COMP08-031	Perch, White (WP)	235	5.0	
NBS	4/10/2015	NB03LWPS177	NB03LWPS-COMP08-032	Perch, White (WP)	235	3.3	
NBS	4/10/2015	NB03LWPS185	NB03LWPS-COMP08-033	Perch, White (WP)	235	2.4	
NBS	4/10/2015	NB03LWPS195	NB03LWPS-COMP08-034	Perch, White (WP)	235	3.3	
NBS	4/10/2015	NB03LWPS203	NB03LWPS-COMP08-035	Perch, White (WP)	235	3.4	
NBS	4/10/2015	NB03LWPS216	NB03LWPS-COMP08-036	Perch, White (WP)	235	4.5	
NBS	4/10/2015	NB03LWPS244	NB03LWPS-COMP08-037	Perch, White (WP)	235	4.5	
NBS	4/10/2015	NB03LWPS255	NB03LWPS-COMP08-038	Perch, White (WP)	235	5.7	
NBS	4/10/2015	NB03LWPS271	NB03LWPS-COMP08-039	Perch, White (WP)	235	5.4	
NBS	4/10/2015	NB03LWPS277	NB03LWPS-COMP08-040	Perch, White (WP)	235	5.0	
NBS	4/10/2015	NB03LWPS278	NB03LWPS-COMP08-041	Perch, White (WP)	235	3.4	
NBS	4/10/2015	NB03LWPS283	NB03LWPS-COMP08-042	Perch, White (WP)	235	3.4	
NBS	4/10/2015	NB03LWPS285	NB03LWPS-COMP08-043	Perch, White (WP)	235	4.3	
NBS	4/10/2015	NB03LWPS290	NB03LWPS-COMP08-044	Perch, White (WP)	235	3.1	
NBS	4/10/2015	NB03LWPS295	NB03LWPS-COMP08-045	Perch, White (WP)	235	6.5	
NBS	4/10/2015	NB03LWPS305	NB03LWPS-COMP08-046	Perch, White (WP)	235	5.3	

Average Length	232	198.0	Composite Sample Mass
Acceptable Minimum Length	174		NB03LWPS-COMP08
Acceptable Maximum Length	290		

Zone	Processing Date	Tissue ID	Specimen ID	Species	Length (mm)	Weight (g)	Comments
NBS	4/10/2015	NB03LWPS307	NB03LWPS-COMP09-001	Perch, White (WP)	235	4.1	
NBS	4/10/2015	NB03LWPS314	NB03LWPS-COMP09-002	Perch, White (WP)	235	4.7	
NBS	4/9/2015	NB03LWPS109	NB03LWPS-COMP09-003	Perch, White (WP)	236	3.9	
NBS	4/10/2015	NB03LWPS266	NB03LWPS-COMP09-004	Perch, White (WP)	238	3.5	
NBS	4/10/2015	NB03LWPS302	NB03LWPS-COMP09-005	Perch, White (WP)	238	2.9	
NBS	4/10/2015	NB03LWPS308	NB03LWPS-COMP09-006	Perch, White (WP)	238	3.7	
NBS	4/9/2015	NB03LWPS118	NB03LWPS-COMP09-007	Perch, White (WP)	240	4.2	
NBS	4/9/2015	NB03LWPS130	NB03LWPS-COMP09-008	Perch, White (WP)	240	4.9	
NBS	4/9/2015	NB03LWPS131	NB03LWPS-COMP09-009	Perch, White (WP)	240	4.3	
NBS	4/9/2015	NB03LWPS145	NB03LWPS-COMP09-010	Perch, White (WP)	240	4.2	
NBS	4/10/2015	NB03LWPS175	NB03LWPS-COMP09-011	Perch, White (WP)	240	7.0	
NBS	4/10/2015	NB03LWPS178	NB03LWPS-COMP09-012	Perch, White (WP)	240	3.8	
NBS	4/10/2015	NB03LWPS180	NB03LWPS-COMP09-013	Perch, White (WP)	240	5.1	
NBS	4/10/2015	NB03LWPS200	NB03LWPS-COMP09-014	Perch, White (WP)	240	3.9	
NBS	4/10/2015	NB03LWPS222	NB03LWPS-COMP09-015	Perch, White (WP)	240	5.8	
NBS	4/10/2015	NB03LWPS229	NB03LWPS-COMP09-016	Perch, White (WP)	240	5.5	
NBS	4/10/2015	NB03LWPS237	NB03LWPS-COMP09-017	Perch, White (WP)	240	7.0	
NBS	4/10/2015	NB03LWPS238	NB03LWPS-COMP09-018	Perch, White (WP)	240	5.0	
NBS	4/10/2015	NB03LWPS251	NB03LWPS-COMP09-019	Perch, White (WP)	240	3.5	
NBS	4/10/2015	NB03LWPS252	NB03LWPS-COMP09-020	Perch, White (WP)	240	3.9	
NBS	4/10/2015	NB03LWPS253	NB03LWPS-COMP09-021	Perch, White (WP)	240	5.7	
NBS	4/10/2015	NB03LWPS256	NB03LWPS-COMP09-022	Perch, White (WP)	240	5.3	
NBS	4/10/2015	NB03LWPS257	NB03LWPS-COMP09-023	Perch, White (WP)	240	6.0	
NBS	4/10/2015	NB03LWPS296	NB03LWPS-COMP09-024	Perch, White (WP)	240	6.3	
NBS	4/10/2015	NB03LWPS316	NB03LWPS-COMP09-025	Perch, White (WP)	240	5.8	
NBS	4/9/2015	NB03LWPS113	NB03LWPS-COMP09-026	Perch, White (WP)	242	5.7	
NBS	4/9/2015	NB03LWPS123	NB03LWPS-COMP09-027	Perch, White (WP)	242	4.7	
NBS	4/9/2015	NB03LWPS135	NB03LWPS-COMP09-028	Perch, White (WP)	243	3.2	
NBS	4/9/2015	NB03LWPS144	NB03LWPS-COMP09-029	Perch, White (WP)	243	4.8	
NBS	4/9/2015	NB03LWPS133	NB03LWPS-COMP09-030	Perch, White (WP)	244	5.6	
NBS	4/9/2015	NB03LWPS141	NB03LWPS-COMP09-031	Perch, White (WP)	244	3.4	
NBS	4/10/2015	NB03LWPS249	NB03LWPS-COMP09-032	Perch, White (WP)	244	5.8	
NBS	4/9/2015	NB03LWPS134	NB03LWPS-COMP09-033	Perch, White (WP)	245	6.2	
NBS	4/9/2015	NB03LWPS143	NB03LWPS-COMP09-034	Perch, White (WP)	245	6.0	
NBS	4/10/2015	NB03LWPS170	NB03LWPS-COMP09-035	Perch, White (WP)	245	4.9	
NBS	4/10/2015	NB03LWPS172	NB03LWPS-COMP09-036	Perch, White (WP)	245	5.4	
NBS	4/10/2015	NB03LWPS190	NB03LWPS-COMP09-037	Perch, White (WP)	245	6.2	
NBS	4/10/2015	NB03LWPS192	NB03LWPS-COMP09-038	Perch, White (WP)	245	3.7	
NBS	4/10/2015	NB03LWPS193	NB03LWPS-COMP09-039	Perch, White (WP)	245	6.0	
NBS	4/10/2015	NB03LWPS194	NB03LWPS-COMP09-040	Perch, White (WP)	245	4.4	

Average Length	241	196.0	Composite Sample Mass
Acceptable Minimum Length	181		NB03LWPS-COMP09
Acceptable Maximum Length	301		

Zone	Processing Date	Tissue ID	Specimen ID	Species	Length (mm)	Weight (g)	Comments
NBS	4/10/2015	NB03LWPS196	NB03LWPS-COMP10-001	Perch, White (WP)	245	4.0	
NBS	4/10/2015	NB03LWPS208	NB03LWPS-COMP10-002	Perch, White (WP)	245	4.9	
NBS	4/10/2015	NB03LWPS226	NB03LWPS-COMP10-003	Perch, White (WP)	245	4.9	
NBS	4/10/2015	NB03LWPS227	NB03LWPS-COMP10-004	Perch, White (WP)	245	6.5	
NBS	4/10/2015	NB03LWPS233	NB03LWPS-COMP10-005	Perch, White (WP)	245	7.2	
NBS	4/10/2015	NB03LWPS241	NB03LWPS-COMP10-006	Perch, White (WP)	245	6.5	
NBS	4/10/2015	NB03LWPS245	NB03LWPS-COMP10-007	Perch, White (WP)	245	8.0	
NBS	4/10/2015	NB03LWPS288	NB03LWPS-COMP10-008	Perch, White (WP)	245	5.1	
NBS	4/10/2015	NB03LWPS312	NB03LWPS-COMP10-009	Perch, White (WP)	245	4.1	
NBS	4/9/2015	NB03LWPS124	NB03LWPS-COMP10-010	Perch, White (WP)	248	6.7	
NBS	4/10/2015	NB03LWPS262	NB03LWPS-COMP10-011	Perch, White (WP)	248	5.2	
NBS	4/10/2015	NB03LWPS205	NB03LWPS-COMP10-012	Perch, White (WP)	250	4.0	
NBS	4/10/2015	NB03LWPS212	NB03LWPS-COMP10-013	Perch, White (WP)	250	4.1	
NBS	4/10/2015	NB03LWPS236	NB03LWPS-COMP10-014	Perch, White (WP)	250	6.4	
NBS	4/10/2015	NB03LWPS239	NB03LWPS-COMP10-015	Perch, White (WP)	250	5.1	
NBS	4/10/2015	NB03LWPS259	NB03LWPS-COMP10-016	Perch, White (WP)	250	6.6	
NBS	4/10/2015	NB03LWPS264	NB03LWPS-COMP10-017	Perch, White (WP)	250	6.7	
NBS	4/10/2015	NB03LWPS265	NB03LWPS-COMP10-018	Perch, White (WP)	250	7.0	
NBS	4/10/2015	NB03LWPS286	NB03LWPS-COMP10-019	Perch, White (WP)	250	4.6	
NBS	4/9/2015	NB03LWPS140	NB03LWPS-COMP10-020	Perch, White (WP)	252	7.3	
NBS	4/10/2015	NB03LWPS168	NB03LWPS-COMP10-021	Perch, White (WP)	252	7.2	
NBS	4/10/2015	NB03LWPS234	NB03LWPS-COMP10-022	Perch, White (WP)	252	4.5	
NBS	4/9/2015	NB03LWPS129	NB03LWPS-COMP10-023	Perch, White (WP)	253	8.2	
NBS	4/10/2015	NB03LWPS165	NB03LWPS-COMP10-024	Perch, White (WP)	255	4.7	
NBS	4/10/2015	NB03LWPS279	NB03LWPS-COMP10-025	Perch, White (WP)	255	6.0	
NBS	4/9/2015	NB03LWPS128	NB03LWPS-COMP10-026	Perch, White (WP)	257	7.7	
NBS	4/9/2015	NB03LWPS126	NB03LWPS-COMP10-027	Perch, White (WP)	258	7.5	
NBS	4/9/2015	NB03LWPS116	NB03LWPS-COMP10-028	Perch, White (WP)	260	8.0	
NBS	4/9/2015	NB03LWPS132	NB03LWPS-COMP10-029	Perch, White (WP)	260	3.8	
NBS	4/10/2015	NB03LWPS164	NB03LWPS-COMP10-030	Perch, White (WP)	260	5.4	
NBS	4/10/2015	NB03LWPS174	NB03LWPS-COMP10-031	Perch, White (WP)	260	4.7	
NBS	4/10/2015	NB03LWPS310	NB03LWPS-COMP10-032	Perch, White (WP)	260	4.2	
NBS	4/9/2015	NB03LWPS110	NB03LWPS-COMP10-033	Perch, White (WP)	261	6.7	
NBS	4/10/2015	NB03LWPS198	NB03LWPS-COMP10-034	Perch, White (WP)	270	4.2	

Average Length	252	197.7	Composite Sample Mass
Acceptable Minimum Length	189		NB03LWPS-COMP10
Acceptable Maximum Length	315		

Zone	Processing Date	Tissue ID	Specimen ID	Species	Length (mm)	Weight (g)	Comments
NBS	4/10/2015	NB03LWPS313	NB03LWPS-COMP11-001	Perch, White (WP)	262	9.6	
NBS	4/9/2015	NB03LWPS136	NB03LWPS-COMP11-002	Perch, White (WP)	264	6.9	
NBS	4/10/2015	NB03LWPS167	NB03LWPS-COMP11-003	Perch, White (WP)	265	6.9	
NBS	4/10/2015	NB03LWPS221	NB03LWPS-COMP11-004	Perch, White (WP)	265	8.7	
NBS	4/10/2015	NB03LWPS276	NB03LWPS-COMP11-005	Perch, White (WP)	265	5.9	
NBS	4/10/2015	NB03LWPS297	NB03LWPS-COMP11-006	Perch, White (WP)	265	6.8	
NBS	4/10/2015	NB03LWPS281	NB03LWPS-COMP11-007	Perch, White (WP)	268	9.2	
NBS	4/10/2015	NB03LWPS187	NB03LWPS-COMP11-008	Perch, White (WP)	270	9.1	
NBS	4/10/2015	NB03LWPS230	NB03LWPS-COMP11-009	Perch, White (WP)	270	8.4	
NBS	4/10/2015	NB03LWPS303	NB03LWPS-COMP11-010	Perch, White (WP)	270	7.5	
NBS	4/10/2015	NB03LWPS171	NB03LWPS-COMP11-011	Perch, White (WP)	275	3.9	
NBS	4/10/2015	NB03LWPS219	NB03LWPS-COMP11-012	Perch, White (WP)	275	7.4	
NBS	4/10/2015	NB03LWPS246	NB03LWPS-COMP11-013	Perch, White (WP)	275	10.7	
NBS	4/10/2015	NB03LWPS188	NB03LWPS-COMP11-014	Perch, White (WP)	275	8.5	
NBS	4/10/2015	NB03LWPS173	NB03LWPS-COMP11-015	Perch, White (WP)	275	8.6	
NBS	4/10/2015	NB03LWPS191	NB03LWPS-COMP11-016	Perch, White (WP)	280	9.3	
NBS	4/10/2015	NB03LWPS270	NB03LWPS-COMP11-017	Perch, White (WP)	280	6.2	
NBS	4/10/2015	NB03LWPS260	NB03LWPS-COMP11-018	Perch, White (WP)	282	10.5	
NBS	4/9/2015	NB03LWPS125	NB03LWPS-COMP11-019	Perch, White (WP)	286	12.3	
NBS	4/9/2015	NB03LWPS138	NB03LWPS-COMP11-020	Perch, White (WP)	290	11.8	
NBS	4/10/2015	NB03LWPS183	NB03LWPS-COMP11-021	Perch, White (WP)	290	13.6	
NBS	4/10/2015	NB03LWPS215	NB03LWPS-COMP11-022	Perch, White (WP)	295	11.0	
NBS	4/10/2015	NB03LWPS317	NB03LWPS-COMP11-023	Perch, White (WP)	335	3.6	

Average Length	277	196.4	Composite Sample Mass
Acceptable Minimum Length	208		NB03LWPS-COMP11
Acceptable Maximum Length	347		

Appendix B

Protocol Modification Form

Project Name and Number: *Newark Bay*

Material to be Sampled: *Tissue*

Measurement Parameter: *Percent Lipids – PE Sample*

Standard Procedure for Field Collection & Laboratory Analysis (cite reference):

Worksheets #12-2 and #28-2b list the Percent Lipids measurement performance criteria (MPC) for the performance evaluation (PE) sample as follows: recoveries must "fall within the acceptance criteria provided by the vendor."

Reason for Change in Field Procedure or Analysis Variation:

Since the manufacturer did not provide limits for the PE sample material, recovery limits of 80-120% will be used as these limits are consistent with the CPG's Benthic and Fish QAPPs. The MPC in the QAPP were specified prior to the purchase and receipt of the PE sample and certificate.

Variation from Field or Analytical Procedure:

Recovery limits of 80-120% will be used as the MPC for Percent Lipids tissue PE samples.

Special Equipment, Materials or Personnel Required:

No additional special equipment, materials or personnel are required as a result of this change.

Initiator's Name:	Carlie Thompson	Date:	7/7/15
Project Manager:	Clifford Firstenberg	Date:	7/21/15
QA Manager:	Jane O. Rowan, Normandeau Associates, Inc.	Date:	7/10/15
USEPA Authority:		Date:	

Protocol Modification Form

Project Name and Number: *Newark Bay*

Material to be Sampled: *Tissue*

Measurement Parameter: *Pesticides – PE Sample*

Standard Procedure for Field Collection & Laboratory Analysis (cite reference):

Worksheets #12-2 and #28-2b list the Pesticides measurement performance criteria (MPC) for the performance evaluation (PE) sample as "All target analyte percent recoveries must fall within the acceptance criteria provided by the vendor."

Reason for Change in Field Procedure or Analysis Variation:

Since the manufacturer did not provide limits for the PE sample material, recovery limits of 75-125% will be used as these limits are consistent with acceptance limits used for the same material when evaluating the performance of PCDDs/PCDFs and PCB congeners. The MPC in the QAPP were specified prior to the purchase and receipt of the PE sample and certificate.

Variation from Field or Analytical Procedure:

Recovery limits of 75-125% will be used as the MPC for Pesticides tissue PE samples.

Special Equipment, Materials or Personnel Required:

No additional special equipment, materials or personnel are required as a result of this change.

Initiator's Name:	Carlie Thompson	Date:	7/7/15
Project Manager:	Clifford Firstenberg	Date:	7/21/15
QA Manager:	Jane O. Rowan, Normandeau Associates, Inc.	Date:	7/10/15
USEPA Authority:		Date:	

Protocol Modification Form

Project Name and Number: *Newark Bay*

Material to be Sampled: *Tissue*

Measurement Parameter: *Semivolatile Organics SIM – PE Sample*

Standard Procedure for Field Collection & Laboratory Analysis (cite reference):

Worksheets #12-2 and #28-2b list the Semivolatile Organics SIM measurement performance criteria (MPC) for the performance evaluation (PE) sample as "Recovery within limits set by performance evaluation sample vendor."

Reason for Change in Field Procedure or Analysis Variation:

Since the manufacturer did not provide limits for the PE sample material, recovery limits of 75-125% will be used as these limits are consistent with acceptance limits used when evaluating the performance of PCDDs/PCDFs and PCB congeners. The MPC in the QAPP were specified prior to the purchase and receipt of the PE sample and certificate.

Variation from Field or Analytical Procedure:

Recovery limits of 75-125% will be used as the MPC for Semivolatile Organics SIM tissue PE samples.

Special Equipment, Materials or Personnel Required:

No additional special equipment, materials or personnel are required as a result of this change.

Initiator's Name:	Carlie Thompson	Date:	7/7/15
Project Manager:	Clifford Firstenberg	Date:	7/21/15
QA Manager:	Jane O. Rowan, Normandeau Associates, Inc.	Date:	7/10/15
USEPA Authority:		Date:	

Protocol Modification Form

Project Name and Number: *Newark Bay*

Material to be Sampled: *Fish*

Measurement Parameter: *Fish Pathology Evaluations*

Standard Procedure for Field Collection & Laboratory Analysis (cite reference):

Worksheet #17 states "Fish pathology evaluations will be conducted on the first five fish of each species collected during the fish sampling effort."

Reason for Change in Field Procedure or Analysis Variation:

The intent of the QAPP requirement was to evaluate the first five of each species collected as a byproduct of fishing for target species instead of evaluating the first five of every species within Newark Bay. The 145 fish collected and evaluated represent various types of fish reported to occur in Newark Bay, including: 1) forage, predatory, benthic, demersal, and pelagic species, 2) both resident and migratory fish, and 3) a range of sizes and ages within the fish sampled. In instances where five of one species were not collected while the pathologist was onsite, only the number of fish collected were evaluated by the fish pathologist.

Variation from Field or Analytical Procedure:

Fish pathology evaluations were conducted on the first fish of each species collected during the fish sampling effort while the pathologist was onsite, but if five fish of a specific species were not collected, then only the number of fish of that species that were collected were evaluated, which could have been less than five (see attached table sent in 27 July 2015 email from C. Thompson, Tierra, to E. Naranjo, USEPA).

Special Equipment, Materials or Personnel Required:

No additional special equipment, materials or personnel are required as a result of this change.

Initiator's Name:	Carlie Thompson	Date:	6/2/16
Project Manager:	Clifford Firstenberg	Date:	6/2/16
QA Manager:	Jane O. Rowan, Normandeau Associates, Inc.	Date:	6/2/16
USEPA Authority:		Date:	

Species	2014	2015	Total
American Eel	4	-	4
Atlantic Menhaden	4	-	4
Atlantic Tomcod	-	5	5
Bay Anchovy	5	-	5
Black Sea Bass	3	-	3
Blueback Herring	1	-	1
Bluefish	5	-	5
Butterfish	2	-	2
Gizzard Shad	1	-	1
Hogchoker	4	-	4
Moonfish	5	-	5
Mummichog	5	-	5
Naked Goby	1	-	1
Northern Kingfish	5	-	5
Northern Pufferfish	-	1	1
Oyster Toadfish	5	-	5
Scup	20	**-**	**20**
Silver Perch	3	-	3
Silverside	5	-	5
Smallmouth Flounder	3	-	3
Spotted Hake	2	1	3
Striped Bass	5	-	5
Striped Killifish	5	-	5
Striped Sea Robin	5	-	5
Summer Flounder	9	11	**20**
Weakfish	5	-	5
White Mullet	5	-	5
Windowpane	5	-	5
Winter Flounder	-	5	5
Total Examined	**122**	**23**	**145**

Protocol Modification Form

Project Name and Number: *Newark Bay*

Material to be Sampled: *Fish Tissue*

Measurement Parameter: *Decontamination of Homogenization Equipment*

Standard Procedure for Field Collection & Laboratory Analysis (cite reference):

Field SOP No. 10, Section 2.2.3 includes the following cleaning steps for the decontamination of laboratory homogenization equipment: 1) tap water rinse, 2) scrub with Alconox (or other low-phosphate detergent) and tap water, 3) tap water rinse, 4) nitric acid rinse, 5) deionized water rinse, 6) methanol rinse, 7) hexane rinse, and 8) deionized water rinse.

Reason for Change in Field Procedure or Analysis Variation:

Eurofins followed their standard decontamination steps prescribed in their laboratory-specific SOP. They were able to demonstrate that the decontamination steps were effective as rinse blanks did not contain detections above the project quantitation limit.

Variation from Field or Analytical Procedure:

The decontamination cleaning steps included: 1) tap water wash (scrubbing if necessary), 2) deionized water rinse, and 3) methanol rinse.

Special Equipment, Materials or Personnel Required:

No additional special equipment, materials or personnel are required as a result of this change.

Initiator's Name:	Carlie Thompson	Date:	8/2/16
Project Manager:	Clifford Firstenberg	Date:	8/2/16
QA Manager:	Jane O. Rowan, Normandeau Associates, Inc.	Date:	8/2/2016
USEPA Authority:		Date:	

Protocol Modification Form

Project Name and Number: *Newark Bay*

Material to be Sampled: *Fish Tissue*

Measurement Parameter: *Homogenization Equipment*

Standard Procedure for Field Collection & Laboratory Analysis (cite reference):

Field SOP No. 10 (Tissue Homogenization) includes the use of a Teflon-coated spatula and food processor with titanium blade and glass bowl.

Reason for Change in Field Procedure or Analysis Variation:

Eurofins' food processors all utilized stainless steel blades and bowls which are used routinely for sediment and other sample matrices. They were able to demonstrate that the use of different equipment was acceptable as rinse blanks did not contain detections above the project quantitation limit.

Variation from Field or Analytical Procedure:

The homogenization equipment consisted of a processor with stainless steel blade and bowl. New wooden sticks were used for each sample in place of a Teflon-coated spatula.

Special Equipment, Materials or Personnel Required:

No additional special equipment, materials or personnel are required as a result of this change.

Initiator's Name:	Carlie Thompson	Date:	8/2/16
Project Manager:	Clifford Firstenberg	Date:	8/2/16
QA Manager:	Jane O. Rowan, Normandeau Associates, Inc.	Date:	8/2/2016
USEPA Authority:		Date:	

Appendix C

Table C-1
American Eel (Whole Body) Analytical Results

Location ID: / Date Analyzed:	Units	NB03WAEC-COMP01 01/18/16	NB03WAEC-COMP02 10/08/15	NB03WAEC-COMP03 01/18/16	NB03WAEC-COMP04 10/08/15	NB03WAEC-COMP05 01/18/16
Dioxins/Furans						
1,2,3,4,6,7,8-HEPTACHLORODIBENZOFURAN	ng/kg	8.65 B	6.84 B	5.27 B	3.79 JB	5.09 B
1,2,3,4,6,7,8-HEPTACHLORODIBENZO-P-DIOXIN	ng/kg	1.14 JB	0.521 JBQ	1.39 JB	0.582 JB	1.65 JBQ
1,2,3,4,7,8,9-HEPTACHLORODIBENZOFURAN	ng/kg	0.256 JBQ	0.0675 U	0.15 JB	0.136 JBQ	0.271 JBQ
1,2,3,4,7,8-HEXACHLORODIBENZOFURAN	ng/kg	1.77 JB	0.903 J	1.79 JB	0.739 J	2.08 JB
1,2,3,4,7,8-HEXACHLORODIBENZO-P-DIOXIN	ng/kg	0.157 JB	0.13 JBQ	0.429 JBQ	0.149 JBQ	0.501 JBQ
1,2,3,6,7,8-HEXACHLORODIBENZOFURAN	ng/kg	4.22 JB	2.66 JB	2.77 JB	1.69 JB	3.33 JB
1,2,3,6,7,8-HEXACHLORODIBENZO-P-DIOXIN	ng/kg	1.27 JQ	0.61 JBQ	1.86 J	0.793 JB	2.58 J
1,2,3,7,8,9-HEXACHLORODIBENZOFURAN	ng/kg	0.103 JBQ	0.0627 JB	0.0804 JBQ	0.0577 JBQ	0.0917 JBQ
1,2,3,7,8,9-HEXACHLORODIBENZO-P-DIOXIN	ng/kg	0.241 JB	0.104 JQ	0.402 JBQ	0.127 JQ	0.468 JBQ
1,2,3,7,8-PENTACHLORODIBENZOFURAN	ng/kg	2.2 JBQ	1.05 JB	2.38 JB	0.0477 U	2.21 JB
1,2,3,7,8-PENTACHLORODIBENZO-P-DIOXIN	ng/kg	0.546 JBQ	0.214 JBQ	0.593 JBQ	0.0916 U	0.985 JBQ
2,3,4,6,7,8-HEXACHLORODIBENZOFURAN	ng/kg	0.275 JBQ	0.097 JB	0.295 JB	0.136 JB	0.42 JB
2,3,4,7,8-PENTACHLORODIBENZOFURAN	ng/kg	6.45 BC	3.43 JB	5.5 BC	2.67 JB	5.46 BC
2,3,7,8-TETRACHLORODIBENZOFURAN	ng/kg	0.183 U	0.0792 U	0.137 U	0.099 JQ	0.137 U
2,3,7,8-TETRACHLORODIBENZO-P-DIOXIN	ng/kg	3.3	2.18 B	5.63	2.95 B	9.27
OCTACHLORODIBENZOFURAN	ng/kg	0.798 JB	0.12 JB	0.511 JBQ	0.286 JBQ	0.392 JBQ
OCTACHLORODIBENZO-P-DIOXIN	ng/kg	3.81 JB	0.777 JBQ	2.87 JBQ	1.46 JB	2.71 JB
PERCENT LIPIDS	%	3	1.7	8.7	3.2	13.4
Metals						
ALUMINUM	mg/kg	25.6	5.44 U	16.6 B	5.44 U	7.32 B
ANTIMONY	mg/kg	0.0641 U	0.0641 U	0.066 U	0.0641 U	0.0653 U
ARSENIC	mg/kg	1.09	1	0.585	1.19	0.714
BARIUM	mg/kg	0.474	0.179 U	0.184 U	0.179 U	0.182 U
BERYLLIUM	mg/kg	0.0138 U	0.0138 U	0.0142 U	0.0138 U	0.0141 U
CADMIUM	mg/kg	0.0447 U	0.0447 U	0.046 U	0.0447 U	0.0455 U
CALCIUM	mg/kg	3,200	2,780	4,260	7,630	3,170
CHROMIUM	mg/kg	0.0971 U	0.14 B	0.1 U	0.0971 U	0.099 U
COBALT	mg/kg	0.0194 U	0.0238 B	0.02 U	0.0194 U	0.0198 U
COPPER	mg/kg	0.772	0.685	0.618	0.9	0.716
IRON	mg/kg	183	28.2	33.1	27.7	30.2
LEAD	mg/kg	0.339	0.128 B	0.113 B	0.273	0.124 B
MAGNESIUM	mg/kg	313	337	308	381	264
MANGANESE	mg/kg	3.69	1.04	1.18	1.18	0.766
MERCURY	ng/g	140	154	113	124	141
METHYL MERCURY	ng/g	156	163	121	125	138
NICKEL	mg/kg	0.183 U	1.29	0.188 U	0.213 B	0.186 U
POTASSIUM	mg/kg	2,940	4,120	2,860	3,270	2,550
SELENIUM	mg/kg	0.899	1.8	1.83	1.04	0.92
SILVER	mg/kg	0.0237 B	0.0276 B	0.0204 B	0.0475 B	0.0254 B
SODIUM	mg/kg	1,170	1,120	1,030	1,350	927
THALLIUM	mg/kg	0.0291 U	0.0291 U	0.03 U	0.0291 U	0.0297 U
TITANIUM	mg/kg	0.886 B	0.165 U	0.572 B	0.165 U	0.55 B

Table C-1
American Eel (Whole Body) Analytical Results

Location ID: / Date Analyzed:	Units	NB03WAEC-COMP01 01/18/16	NB03WAEC-COMP02 10/08/15	NB03WAEC-COMP03 01/18/16	NB03WAEC-COMP04 10/08/15	NB03WAEC-COMP05 01/18/16
VANADIUM	mg/kg	0.116	0.0569 B	0.03 U	0.0585 B	0.0297 U
ZINC	mg/kg	25.2	31	30.2	39.9	32.9
Butyltins						
DIBUTYLTIN	ug/kg	1.3 UJ	1.3 U	1.2 UJ	1.3 U	R
MONOBUTYLTIN	ug/kg	20 UJCN	20 UJCN	20 UJCN	20 UJCN	R
TETRA-N-BUTYLTIN	ug/kg	1.7 UJ	1.7 U	1.6 UJ	1.7 U	R
TRIBUTYLTIN	ug/kg	1.5 UJ	1.5 U	1.4 UJ	1.5 U	R
Aroclor PCBs						
AROCLOR 1016	ug/kg	7.2 U	7.1 U	7.1 U	7 U	7.1 U
AROCLOR 1221	ug/kg	9.1 U	9 U	9.1 U	8.9 U	9.1 U
AROCLOR 1232	ug/kg	16 U	16 U	16 U	15 U	16 U
AROCLOR 1242	ug/kg	6.6 U	6.5 U	6.5 U	6.4 U	6.5 U
AROCLOR 1248	ug/kg	6.6 U	6.5 U	6.5 U	6.4 U	6.5 U
AROCLOR 1254	ug/kg	160	180	230 PJ	230	350 PJN
AROCLOR 1260	ug/kg	NA	210 PJ	NA	230 PJ	NA
AROCLOR 1262	ug/kg	6.6 U	6.5 U	6.5 U	6.4 U	6.5 U
AROCLOR 1268	ug/kg	6.6 U	6.5 U	6.5 U	6.4 U	6.5 U
TOTAL AROCLOR PCBs (SUM OF 7 AROCLORS)	ug/kg	160	390 J	230 J	460 J	350 J
TOTAL AROCLOR PCBs (SUM OF 9 AROCLORS)	ug/kg	160	390 J	230 J	460 J	350 J
Pesticides						
2,4'-DDD	pg/g	975	1,210 J	2,370	1,360 J	2,100
2,4'-DDE	pg/g	432	696 J	1,900	653 J	875
2,4'-DDT	pg/g	85.2	79.5 J	156	130 J	273
4,4'-DDD	pg/g	18,400	41,400 JD	60,500 D	72,200 JD	81,000 D
4,4'-DDE	pg/g	64,100 BD	104,000 JBD	134,000 BD	147,000 JBD	163,000 BD
4,4'-DDT	pg/g	717	1,250 JB	1,370	7,800 JB	1,820 J
ALDRIN	pg/g	29 J	22 J	42.3	28.2 J	52.5
ALPHA BHC	pg/g	29 J	42.4 J	103	66 J	158
ALPHA ENDOSULFAN	pg/g	57.4 U	57.4 UJ	57.4 U	R	57.4 U
BETA BHC	pg/g	25.7 J	36.8 J	66.3	56 J	126
BETA ENDOSULFAN	pg/g	58.3 U	58.3 UJ	58.3 U	58.3 UJ	58.3 U
CIS-CHLORDANE	pg/g	13,700	3,410 J	15,300	7,400 J	19,600
CIS-NONACHLOR	pg/g	8,150	7,700 J	8,170	9,150 J	11,400
DELTA BHC	pg/g	5.08 U	R	R	R	5.08 U
DIELDRIN	pg/g	8,750	6,310 J	9,910	7,580 J	14,300
ENDOSULFAN SULFATE	pg/g	63.3 U	63.3 UJ	63.3 U	63.3 UJ	63.3 U
ENDRIN	pg/g	13.9 U	20 J	30.8 J	27.7 J	46.5
ENDRIN ALDEHYDE	pg/g	131 U	131 UJ	131 U	131 UJ	131 U
ENDRIN KETONE	pg/g	76 U	R	R	76 UJ	R
GAMMA BHC (LINDANE)	pg/g	11.6 J	15.9 J	36.3 J	23.7 J	47.1
HEPTACHLOR	pg/g	32.5 U	32.5 UJ	4.95 J	32.5 UJ	6.05 J
HEPTACHLOR EPOXIDE	pg/g	1,230	1,080 J	1,810	1,430 J	3,140
HEXACHLOROBENZENE	pg/g	1,270 B	1,910 JB	2,400 B	1,950 JB	3,390 B

Table C-1
American Eel (Whole Body) Analytical Results

Location ID: / Date Analyzed:	Units	NB03WAEC-COMP01 01/18/16	NB03WAEC-COMP02 10/08/15	NB03WAEC-COMP03 01/18/16	NB03WAEC-COMP04 10/08/15	NB03WAEC-COMP05 01/18/16
METHOXYCHLOR	pg/g	38.9 U	R	R	38.9 UJ	R
MIREX	pg/g	138	327 J	301 J	394 J	R
OXYCHLORDANE	pg/g	4,440	5,170 J	3,690	6,990 J	8,240
TRANS-CHLORDANE	pg/g	3,980	2,460 J	5,940	2,610 J	5,630
TRANS-HEPTACHLOR EPOXIDE	pg/g	17 U	17 UJ	17 U	17 UJ	17 U
TRANS-NONACHLOR	pg/g	18,200	17,500 JD	19,600	23,600 JD	20,800 D
TOTAL ALPHA + GAMMA CHLORDANE	pg/g	17,700	5,870 J	21,200	10,000 J	25,200
TOTAL DDT (2,4)	pg/g	1,490	1,990 J	4,430	2,140 J	3,250
TOTAL DDT (4,4)	pg/g	83,200	147,000 J	196,000	227,000 J	246,000 J
TOTAL DDT (2,4 & 4,4)	pg/g	84,700	149,000 J	200,000	229,000 J	249,000 J
PCB Congeners						
PCB-1	ng/kg	R	5.9 J	R	6.35 J	R
PCB-2	ng/kg	6.6 U	0.681 UJ	5.34 U	1.06 J	5.98 U
PCB-3	ng/kg	10.4 U	4.58 J	8.4 U	3.62 J	9.4 U
PCB-4	ng/kg	93 B	46.4 J	160 B	53.1 J	135 B
PCB-5	ng/kg	7.55 U	0.778 UJ	6.11 U	0.773 UJ	6.84 U
PCB-6	ng/kg	15.5 J	4.33 J	20.4	5.5 J	20.5
PCB-7	ng/kg	22.3	0.778 UJ	6.11 U	0.773 UJ	6.84 U
PCB-8	ng/kg	69 B	16.9 BJ	79.5 B	19.6 BJ	75.9 B
PCB-9	ng/kg	6.6 U	1.53 J	5.34 U	0.676 UJ	6 J
PCB-10	ng/kg	12.3 U	3.92 J	9.92 U	4.94 J	11.1 U
PCB-11	ng/kg	125 B	47.8 BJ	153 B	59.7 BJ	195 B
PCB-12/13	ng/kg	17.9 U	5.13 J	15 J	6.19 J	16.6 J
PCB-14	ng/kg	7.55 U	0.778 UJ	6.11 U	0.773 UJ	6.84 U
PCB-15	ng/kg	65.4	30 BJ	88.4	40.7 BJ	155
PCB-16	ng/kg	44.4 B	R	54.8 B	R	68.9 B
PCB-17	ng/kg	79.1 B	37.6 J	116 B	44.8 J	126 B
PCB-18/30	ng/kg	209	107 J	370	128 J	345
PCB-19	ng/kg	83.3	43.9 J	125	49.5 J	128
PCB-20/28	ng/kg	6,060 E	3,570 BEJ	8,720 E	4,120 BEJ	10,900 E
PCB-21/33	ng/kg	52.7	2.04 UJ	57.4	2.03 UJ	71.1
PCB-22	ng/kg	303 B	156 J	452 B	189 J	441 B
PCB-23	ng/kg	6.6 U	0.681 UJ	5.34 U	0.676 UJ	5.98 U
PCB-24	ng/kg	9.43 U	0.973 UJ	7.63 U	0.966 UJ	8.55 U
PCB-25	ng/kg	63.8	38 J	122	42.5 J	101
PCB-26/29	ng/kg	799	504 J	1,280	575 J	1,690
PCB-27	ng/kg	28.4	15.5 J	52.2	19.2 J	49.3
PCB-31	ng/kg	1,750 B	1,210 EJ	3,390 BE	1,350 EJ	4,270 BE
PCB-32	ng/kg	151	99.1 J	270	114 J	204
PCB-34	ng/kg	11.9 J	6.7 J	26.2	8.76 J	15 J
PCB-35	ng/kg	8.49 U	0.875 UJ	6.87 U	0.87 UJ	7.69 U
PCB-36	ng/kg	7.55 U	0.778 UJ	6.11 U	0.773 UJ	6.84 U
PCB-37	ng/kg	209	59.9 J	191	63.5 J	228
PCB-38	ng/kg	27.7	9.12 J	30	10.6 J	27.8

Table C-1
American Eel (Whole Body) Analytical Results

Location ID: / Date Analyzed:	Units	NB03WAEC-COMP01 01/18/16	NB03WAEC-COMP02 10/08/15	NB03WAEC-COMP03 01/18/16	NB03WAEC-COMP04 10/08/15	NB03WAEC-COMP05 01/18/16
PCB-39	ng/kg	7.55 U	0.778 UJ	6.11 U	0.773 UJ	6.84 U
PCB-40/71	ng/kg	708	330 J	1,150	381 J	892
PCB-41	ng/kg	39.6 U	4.09 UJ	32.1 U	4.06 UJ	35.9 U
PCB-42	ng/kg	3,130	1,150 EJ	3,320	1,250 EJ	2,510
PCB-43	ng/kg	34.6 J	1.36 UJ	56.9	1.35 UJ	32.7 J
PCB-44/47/65	ng/kg	22,500 E	9,620 EJ	25,200 E	14,000 EJ	27,700 E
PCB-45	ng/kg	153	88.2 J	256	101 J	249
PCB-46	ng/kg	25.9	14.1 J	50.1	15.8 J	41.1
PCB-48	ng/kg	34.3 J	18 J	53.4	19.8 J	55.3
PCB-49/69	ng/kg	4,410	1,860 EJ	5,950	1,900 EJ	4,310
PCB-50/53	ng/kg	216	106 J	422	128 J	350
PCB-51	ng/kg	116	59 J	233	68.2 J	150
PCB-52	ng/kg	31,800 BE	11,600 BEJ	35,900 BE	14,400 BEJ	37,700 BE
PCB-54	ng/kg	13.2 U	5.98 J	16.9 J	6.38 J	17.2 J
PCB-55	ng/kg	11.3 U	1.17 UJ	26.4 J	1.16 UJ	10.3 U
PCB-56	ng/kg	97.4	46.1 J	156	49.7 J	139
PCB-57	ng/kg	29.9 J	13.7 J	46.5	1.06 UJ	63.9
PCB-58	ng/kg	193	68.5 J	190	59.7 J	173
PCB-60	ng/kg	1,800	833 EJ	2,370	914 EJ	3,150
PCB-61/70/74/76	ng/kg	8,200	4,450 EJ	11,700	5,240 EJ	15,200
PCB-62/75	ng/kg	2,630	1,010 J	2,800	1,200 J	2,720
PCB-63	ng/kg	730	362 J	870	357 J	1,240
PCB-64	ng/kg	16,000 E	5,660 EJ	14,300 E	6,020 EJ	15,700 E
PCB-66	ng/kg	14,200 BE	7,030 BEJ	16,900 BE	8,190 BEJ	18,600 BE
PCB-67	ng/kg	35.9 J	35.1 J	80.7	49 J	87.7
PCB-68	ng/kg	167	79.5 J	225	68.3 J	300
PCB-72	ng/kg	287	130 J	444	130 J	549
PCB-73	ng/kg	35.3 J	1.36 UJ	61	1.35 UJ	30.3 J
PCB-77	ng/kg	31.8 J	12.9 J	39.5	22.5 J	45.2
PCB-78	ng/kg	15.1 U	1.56 UJ	12.2 U	1.55 UJ	13.7 U
PCB-79	ng/kg	132	42.3 J	133	39.1 J	62.7
PCB-80	ng/kg	10.4 U	1.07 UJ	8.4 U	1.06 UJ	9.4 U
PCB-81	ng/kg	R	1.75 UJ	R	1.74 UJ	R
PCB-82	ng/kg	873	281 J	1,150	310 J	774
PCB-83	ng/kg	1,560	2.82 UJ	1,740	561 J	1,650
PCB-84	ng/kg	2,280	738 EJ	3,770	963 EJ	2,880
PCB-85/116/117	ng/kg	8,060	2,900 EJ	8,500	3,670 EJ	9,190
PCB-86/87/97/109/119/125	ng/kg	9,620	2,780 J	10,600	2,990 J	7,450
PCB-88	ng/kg	20.8 U	2.14 UJ	16.8 U	2.13 UJ	18.8 U
PCB-89	ng/kg	12.3 U	1.26 UJ	12.6 J	1.26 UJ	11.1 U
PCB-90/101/113	ng/kg	28,600 BE	7,280 EJ	23,300 BE	7,540 EJ	20,500 BE
PCB-91	ng/kg	3,060	804 EJ	3,530	869 EJ	2,870
PCB-92	ng/kg	6,880 BE	2,240 EJ	8,270 BE	3,490 EJ	9,020 BE
PCB-93/100	ng/kg	1,180	627 J	1,730	991 J	1,650

Table C-1
American Eel (Whole Body) Analytical Results

Location ID: / Date Analyzed:	Units	NB03WAEC-COMP01 01/18/16	NB03WAEC-COMP02 10/08/15	NB03WAEC-COMP03 01/18/16	NB03WAEC-COMP04 10/08/15	NB03WAEC-COMP05 01/18/16
PCB-94	ng/kg	12.3 U	8.81 J	49.8	8.92 J	26.1 J
PCB-95	ng/kg	5,840 E	2,490 EJ	9,210 E	2,970 EJ	7,410 E
PCB-96	ng/kg	16 J	5.98 J	34.2 J	5.96 J	34.2 U
PCB-98/102	ng/kg	72.6 U	7.49 UJ	104 J	7.44 UJ	65.8 U
PCB-99	ng/kg	26,600 E	11,000 EJ	31,200 E	16,200 EJ	34,700 E
PCB-103	ng/kg	10.4 U	6.1 J	25.8 J	5.13 J	18.3 J
PCB-104	ng/kg	13.2 U	1.36 UJ	10.7 U	1.35 UJ	12 U
PCB-105	ng/kg	R	6,350 EJ	R	7,570 EJ	R
PCB-106	ng/kg	16 U	1.65 UJ	13 U	1.64 UJ	14.5 U
PCB-107	ng/kg	763	318 J	1,070	307 J	1,520
PCB-108/124	ng/kg	124	68.8 J	226	58 J	250
PCB-110/115	ng/kg	R	12,900 EJ	R	14,000 EJ	R
PCB-111	ng/kg	77.5	33.2 J	85.4	42.8 J	129
PCB-112	ng/kg	98.6	1.36 UJ	143	1.35 UJ	76.3
PCB-114	ng/kg	885	279 J	990	447 J	1,330
PCB-118	ng/kg	55,000 BE	19,300 EJ	56,000 BE	27,900 EJ	67,200 BE
PCB-120	ng/kg	257	112 J	303	132 J	398
PCB-121	ng/kg	39 J	1.17 UJ	48.2	1.16 UJ	62.4
PCB-122	ng/kg	75.2	15.4 J	102	11.8 J	82.5
PCB-123	ng/kg	972	380 J	1,130	539 J	1,350
PCB-126	ng/kg	27.7 J	1.56 UJ	12.2 U	1.55 UJ	13.7 U
PCB-127	ng/kg	R	24.3 J	R	33.2 J	R
PCB-128/166	ng/kg	6,090	3,050 EJ	6,070	3,450 EJ	6,220
PCB-129/138/163	ng/kg	54,200 BE	29,900 EJ	54,800 BE	38,700 EJ	60,100 BE
PCB-130	ng/kg	3,300	1,480 EJ	3,260	1,800 EJ	3,640
PCB-131	ng/kg	104	33 J	126	31.3 J	75.2
PCB-132	ng/kg	3,320	1,150 EJ	5,280 E	1,700 EJ	4,200
PCB-133	ng/kg	1,410	702 EJ	1,450	890 EJ	1,950
PCB-134	ng/kg	1,430	640 EJ	1,910	770 EJ	1,890
PCB-135/151	ng/kg	5,070	1,250 EJ	7,170	1,410 EJ	5,680
PCB-136	ng/kg	1,190	281 J	1,720	264 J	1,220
PCB-137	ng/kg	1,610	683 EJ	2,020	1,090 EJ	2,250
PCB-139/140	ng/kg	769	377 J	908	490 J	840
PCB-141	ng/kg	5,910 BE	2,160 EJ	6,190 BE	3,260 EJ	5,820 BE
PCB-142	ng/kg	16 U	1.65 UJ	13 U	1.64 UJ	14.5 U
PCB-143	ng/kg	31.1 U	3.21 UJ	25.2 U	3.19 UJ	28.2 U
PCB-144	ng/kg	274	54.3 J	342	49.6 J	204
PCB-145	ng/kg	15.1 U	1.56 UJ	12.2 U	1.55 UJ	13.7 U
PCB-146	ng/kg	11,600 BE	5,730 EJ	11,100 BE	7,210 EJ	13,900 BE
PCB-147/149	ng/kg	21,000 BE	7,940 EJ	23,700 BE	10,300 EJ	20,700 BE
PCB-148	ng/kg	220	R	309	R	323
PCB-150	ng/kg	14.2 U	1.46 UJ	11.5 U	1.61 J	12.8 U
PCB-152	ng/kg	13.2 U	1.36 UJ	10.7 U	1.35 UJ	12 U
PCB-153/168	ng/kg	57,800 BE	34,800 BEJ	58,400 BE	45,400 BEJ	63,800 BE

Table C-1
American Eel (Whole Body) Analytical Results

Location ID: / Date Analyzed:	Units	NB03WAEC-COMP01 01/18/16	NB03WAEC-COMP02 10/08/15	NB03WAEC-COMP03 01/18/16	NB03WAEC-COMP04 10/08/15	NB03WAEC-COMP05 01/18/16
PCB-154	ng/kg	1,640	667 EJ	2,150	842 EJ	2,130
PCB-155	ng/kg	430	305 J	518	403 J	542
PCB-156/157	ng/kg	6,320	2,210 EJ	6,250	3,110 EJ	8,350
PCB-158	ng/kg	3,950	2,220 EJ	4,220	2,690 EJ	4,410
PCB-159	ng/kg	13.2 U	1.36 UJ	18.7 J	1.35 UJ	14.5 J
PCB-160	ng/kg	59.4 U	6.13 UJ	48.1 U	6.09 UJ	53.8 U
PCB-161	ng/kg	12.3 U	1.26 UJ	9.92 U	1.26 UJ	11.1 U
PCB-162	ng/kg	484	198 J	496	237 J	575
PCB-164	ng/kg	2,230	874 EJ	2,200	1,120 EJ	1,920
PCB-165	ng/kg	53.6	31.3 J	73.2	42.9 J	101
PCB-167	ng/kg	2,830	1,090 EJ	2,600	1,340 EJ	3,510
PCB-169	ng/kg	14.2 U	1.46 UJ	11.5 U	1.45 UJ	12.8 U
PCB-170	ng/kg	10,100 E	5,080 EJ	8,710 E	6,270 EJ	9,900 E
PCB-171/173	ng/kg	2,860	1,610 EJ	3,140	2,100 EJ	3,450
PCB-172	ng/kg	2,630	1,240 EJ	2,080	1,540 EJ	2,400
PCB-174	ng/kg	3,870	1,360 EJ	4,720 E	2,080 EJ	3,310
PCB-175	ng/kg	635	246 J	647	333 J	697
PCB-176	ng/kg	169	36.6 J	244	43 J	149
PCB-177	ng/kg	7,910 E	3,830 EJ	7,420 E	4,600 EJ	8,010 E
PCB-178	ng/kg	4,720	R	4,560	R	6,020 E
PCB-179	ng/kg	1,610	539 J	2,300	545 J	1,620
PCB-180/193	ng/kg	32,000 E	16,900 EJ	28,200 E	22,600 EJ	34,100 E
PCB-181	ng/kg	131	62 J	123	76.6 J	131
PCB-182	ng/kg	108	R	111	R	96.7
PCB-183/185	ng/kg	9,700	5,280 EJ	9,770 E	2.71 UJ	10,500 E
PCB-184	ng/kg	115	45.3 J	109	53 J	105
PCB-186	ng/kg	14.2 U	1.46 UJ	11.5 U	1.45 UJ	12.8 U
PCB-187	ng/kg	34,300 BE	13,700 EJ	29,800 BE	16,700 EJ	33,900 BE
PCB-188	ng/kg	108	53.1 J	140	64.3 J	124
PCB-189	ng/kg	635	231 J	503	283 J	635
PCB-190	ng/kg	2,470	1,360 EJ	2,160	1,590 EJ	2,630
PCB-191	ng/kg	431	245 J	416	312 J	504
PCB-192	ng/kg	13 J	7.08 J	9.92 U	1.26 UJ	11.1 U
PCB-194	ng/kg	7,070	3,400 EJ	5,620	3,920 EJ	6,760
PCB-195	ng/kg	2,320	1,180 EJ	1,820	1,370 EJ	2,080
PCB-196	ng/kg	3,550	1,580 EJ	3,560	2,010 EJ	3,970
PCB-197/200	ng/kg	581	216 J	583	254 J	547
PCB-198/199	ng/kg	13,000	5,070 EJ	10,700	5,900 EJ	12,600
PCB-201	ng/kg	1,360	546 J	1,310	684 J	1,320
PCB-202	ng/kg	3,900	1,950 EJ	4,190	2,240 EJ	5,340
PCB-203	ng/kg	8,040	3,420 EJ	7,380 E	3,890 EJ	8,300 E
PCB-204	ng/kg	19.8 U	9 J	16 U	8.28 J	17.9 U
PCB-205	ng/kg	374	175 J	285	184 J	349
PCB-206	ng/kg	6,440	3,230 EJ	6,050	3,250 EJ	6,760

Table C-1
American Eel (Whole Body) Analytical Results

Location ID: / Date Analyzed:	Units	NB03WAEC-COMP01 01/18/16	NB03WAEC-COMP02 10/08/15	NB03WAEC-COMP03 01/18/16	NB03WAEC-COMP04 10/08/15	NB03WAEC-COMP05 01/18/16
PCB-207	ng/kg	625	319 J	620	356 J	638
PCB-208	ng/kg	2,790	1,220 EJ	2,690	1,370 EJ	3,010
PCB-209	ng/kg	3,610	1,770 EJ	3,320	1,650 EJ	3,900
TOTAL PCB CONGENERS (209)	ng/kg	632,000 J	295,000 J	659,000 J	366,000 J	710,000 J
Semivolatiles						
1,2,4,5-TETRACHLOROBENZENE	ug/kg	330 U	320 U	330 U	330 U	330 U
1,2-DIPHENYLHYDRAZINE	ug/kg	330 U	320 U	330 U	330 U	330 U
1-METHYLNAPHTHALENE	ug/kg	5.3 U	2.7 U	5.3 U	2.7 U	5.2 U
2,3,4,6-TETRACHLOROPHENOL	ug/kg	1,300 U	1,300 U	1,300 U	1,300 U	1,300 U
2,4,5-TRICHLOROPHENOL	ug/kg	330 U	320 U	330 U	330 U	330 U
2,4,6-TRICHLOROPHENOL	ug/kg	330 U	320 U	330 U	330 U	330 U
2,4-DICHLOROPHENOL	ug/kg	330 U	320 U	330 U	330 U	330 U
2,4-DIMETHYLPHENOL	ug/kg	330 U	320 U	330 U	330 U	330 U
2,4-DINITROPHENOL	ug/kg	5,900 U	5,800 U	6,000 U	5,900 U	6,000 U
2,4-DINITROTOLUENE	ug/kg	1,300 U	1,300 U	1,300 U	1,300 U	1,300 U
2,6-DINITROTOLUENE	ug/kg	330 U	320 U	330 U	330 U	330 U
2-CHLORONAPHTHALENE	ug/kg	130 U	130 U	130 U	130 U	130 U
2-CHLOROPHENOL	ug/kg	330 U	320 U	330 U	330 U	330 U
2-METHYLNAPHTHALENE	ug/kg	5.3 U	2.7 U	5.3 U	2.7 U	5.2 U
2-METHYLPHENOL (O-CRESOL)	ug/kg	330 U	320 U	330 U	330 U	330 U
2-NITROANILINE	ug/kg	330 U	320 U	330 U	330 U	330 U
2-NITROPHENOL	ug/kg	330 U	320 U	330 U	330 U	330 U
3,3'-DICHLOROBENZIDINE	ug/kg	2,000 U	1,900 U	2,000 U	2,000 U	2,000 U
3-NITROANILINE	ug/kg	1,300 U	1,300 U	1,300 U	1,300 U	1,300 U
4,6-DINITRO-2-METHYLPHENOL	ug/kg	3,300 U	3,200 U	3,300 U	3,300 U	3,300 U
4-BROMOPHENYL PHENYL ETHER	ug/kg	330 U	320 U	330 U	330 U	330 U
4-CHLORO-3-METHYLPHENOL	ug/kg	330 U	320 U	330 U	330 U	330 U
4-CHLOROANILINE	ug/kg	650 U	650 U	670 U	650 U	670 U
4-CHLOROPHENYL PHENYL ETHER	ug/kg	330 U	320 U	330 U	330 U	330 U
4-METHYLPHENOL (P-CRESOL)	ug/kg	330 U	320 U	330 U	330 U	330 U
4-NITROANILINE	ug/kg	1,300 U	1,300 U	1,300 U	1,300 U	1,300 U
4-NITROPHENOL	ug/kg	3,300 U	3,200 U	3,300 U	3,300 U	3,300 U
ACENAPHTHENE	ug/kg	5.3 U	7.3	6.1 J	10 J+	6.9 J
ACENAPHTHYLENE	ug/kg	5.3 U	2.7 U	5.3 U	2.7 U	5.2 U
ACETOPHENONE	ug/kg	330 U	320 U	330 U	330 U	330 U
ANTHRACENE	ug/kg	5.3 U	2.7 U	5.3 U	2.7 U	5.2 U
ATRAZINE	ug/kg	650 U	650 U	670 U	650 U	670 U
BENZALDEHYDE	ug/kg	1,300 U	1,300 U	1,300 U	1,300 U	1,300 U
BENZIDINE	ug/kg	14,000 U	14,000 U	14,000 U	14,000 U	14,000 U
BENZO(A)ANTHRACENE	ug/kg	5.3 UJ	2.7 U	5.3 U	2.7 U	5.2 U
BENZO(A)PYRENE	ug/kg	5.3 UJ	2.7 U	5.3 U	2.7 U	5.2 U
BENZO(B)FLUORANTHENE	ug/kg	5.3 UJ	2.7 U	5.3 U	2.7 U	5.2 U
BENZO(G,H,I)PERYLENE	ug/kg	5.3 UJ	2.7 U	5.3 U	2.7 U	5.2 U
Benzo(j)+(k)Fluoranthene	ug/kg	5.3 UJ	2.7 U	5.3 U	2.7 U	5.2 U

Table C-1
American Eel (Whole Body) Analytical Results

Location ID: / Date Analyzed:	Units	NB03WAEC-COMP01 01/18/16	NB03WAEC-COMP02 10/08/15	NB03WAEC-COMP03 01/18/16	NB03WAEC-COMP04 10/08/15	NB03WAEC-COMP05 01/18/16
BENZO[E]PYRENE	ug/kg	5.3 U	2.7 U	5.3 U	2.7 U	5.2 U
BENZOIC ACID	ug/kg	3,300 U	3,200 U	3,300 U	3,300 U	3,300 U
BENZYL BUTYL PHTHALATE	ug/kg	1,300 U	1,300 U	1,300 U	1,300 U	1,300 U
BIPHENYL (DIPHENYL)	ug/kg	330 U	320 U	330 U	330 U	330 U
BIS(2-CHLOROETHOXY) METHANE	ug/kg	330 U	320 U	330 U	330 U	330 U
BIS(2-CHLOROETHYL) ETHER (2-CHLOROETHYL ETHER)	ug/kg	330 U	320 U	330 U	330 U	330 U
BIS(2-CHLOROISOPROPYL) ETHER	ug/kg	330 U	320 U	330 U	330 U	330 U
BIS(2-ETHYLHEXYL) PHTHALATE	ug/kg	1,300 U	1,300 U	1,300 U	1,300 U	1,300 U
C1-CHRYSENES	ug/kg	5.3 U	2.7 U	5.3 U	2.7 U	5.2 U
C1-FLUORANTHENES/PYRENES	ug/kg	5.3 U	2.7 U	5.3 U	5.3 J	5.2 U
C1-FLUORENES	ug/kg	5.3 U	2.7 U	5.3 U	4 J	5.2 U
C1-NAPHTHALENES	ug/kg	5.3 U	2.7 U	5.3 U	2.7 U	5.2 U
C1-PHENANTHRENE/ANTHRACENE	ug/kg	5.3 U	2.7 U	5.3 U	2.7 U	5.2 U
C2-CHRYSENE	ug/kg	5.3 U	2.7 U	5.3 U	2.7 U	5.2 U
C2-FLUORANTHENES/PYRENE	ug/kg	5.3 U	2.7 U	5.3 U	2.7 U	5.2 U
C2-FLUORENES	ug/kg	5.3 U	2.7 U	5.3 U	43	5.2 U
C2-NAPHTHALENES	ug/kg	5.3 U	2.7 U	5.3 U	2.7 U	5.2 U
C2-PHENANTHRENE/ANTHRACENE	ug/kg	5.3 U	2.7 U	5.3 U	2.7 U	5.2 U
C3-CHRYSENE	ug/kg	5.3 U	2.7 U	5.3 U	2.7 U	5.2 U
C3-FLUORANTHENES/PYRENE	ug/kg	5.3 U	2.7 U	5.3 U	2.7 U	5.2 U
C3-FLUORENES	ug/kg	5.3 U	2.7 U	5.3 U	2.7 U	5.2 U
C3-NAPHTHALENES	ug/kg	5.3 U	2.7 U	5.3 U	2.7 U	5.2 U
C3-PHENANTHRENE/ANTHRACENE	ug/kg	5.3 U	2.7 U	5.3 U	2.7 U	5.2 U
C4-CHRYSENE	ug/kg	5.3 U	2.7 U	5.3 U	2.7 U	5.2 U
C4-NAPHTHALENES	ug/kg	5.3 U	2.7 U	5.3 U	2.7 U	5.2 U
C4-PHENANTHRENE/ANTHRACENE	ug/kg	5.3 U	2.7 U	5.3 U	2.7 U	5.2 U
CAPROLACTAM	ug/kg	650 U	650 U	670 U	650 U	670 U
CARBAZOLE	ug/kg	330 U	320 U	330 U	330 U	330 U
CHRYSENE	ug/kg	5.3 UJ	2.7 U	5.3 U	2.7 U	5.2 U
DIBENZ(A,H)ANTHRACENE	ug/kg	5.3 UJ	2.7 U	5.3 U	2.7 U	5.2 U
DIBENZOFURAN	ug/kg	330 U	320 U	330 U	330 U	330 U
DIETHYL PHTHALATE	ug/kg	1,300 U	1,300 U	1,300 U	1,300 U	1,300 U
DIMETHYL PHTHALATE	ug/kg	1,300 U	1,300 U	1,300 U	1,300 U	1,300 U
DI-N-BUTYL PHTHALATE	ug/kg	1,300 U	1,300 U	1,300 U	1,300 U	1,300 U
DI-N-OCTYLPHTHALATE	ug/kg	1,300 U	1,300 U	1,300 U	1,300 U	1,300 U
FLUORANTHENE	ug/kg	5.3 UJ	2.7 U	5.3 U	4.3 J	5.2 U
FLUORENE	ug/kg	5.3 U	2.7 U	5.3 U	2.7 U	5.2 U
HEXACHLOROBUTADIENE	ug/kg	330 U	320 U	330 U	330 U	330 U
HEXACHLOROCYCLOPENTADIENE	ug/kg	3,300 U	3,200 U	3,300 U	3,300 U	3,300 U
HEXACHLOROETHANE	ug/kg	650 U	650 U	670 U	650 U	670 U
INDENO(1,2,3-C,D)PYRENE	ug/kg	5.3 UJ	2.7 U	5.3 U	2.7 U	5.2 U
ISOPHORONE	ug/kg	330 U	320 U	330 U	330 U	330 U
NAPHTHALENE	ug/kg	7.2 J	2.7 U	5.3 U	2.7 U	5.2 U
NITROBENZENE	ug/kg	330 U	320 U	330 U	330 U	330 U

Table C-1
American Eel (Whole Body) Analytical Results

Location ID: / Date Analyzed:	Units	NB03WAEC-COMP01 01/18/16	NB03WAEC-COMP02 10/08/15	NB03WAEC-COMP03 01/18/16	NB03WAEC-COMP04 10/08/15	NB03WAEC-COMP05 01/18/16
N-NITROSODI-N-PROPYLAMINE	ug/kg	330 U	320 U	330 U	330 U	330 U
N-NITROSODIPHENYLAMINE	ug/kg	330 U	320 U	330 U	330 U	330 U
PENTACHLOROPHENOL	ug/kg	650 U	650 U	670 U	650 U	670 U
PERYLENE	ug/kg	5.3 U	2.7 U	5.3 U	2.7 U	5.2 U
PHENANTHRENE	ug/kg	5.3 U	2.7 U	5.3 U	2.7 U	5.2 U
PHENOL	ug/kg	330 U	320 U	330 U	330 U	330 U
PYRENE	ug/kg	5.3 UJ	2.7 U	5.3 U	2.7 U	5.2 U
PYRIDINE	ug/kg	1,300 U	1,300 U	1,300 U	1,300 U	1,300 U
TOTAL HMW PAHs	ug/kg	5.3 U	2.7 U	5.3 U	4.3 J	5.2 U
TOTAL LMW PAHs	ug/kg	7.2 J	7.3	6.1 J	10 J	6.9 J
TOTAL PAHs	ug/kg	7.2 J	7.3	6.1 J	14.3 J	6.9 J
Physical Parameters						
MOISTURE (WATER) CONTENT	%	321	278	250	246	202
PERCENT MOISTURE	%	76.3	73.6	71.4	71.1	66.9

Table C-1
American Eel (Whole Body) Analytical Results

Location ID: / Date Analyzed:	Units	NB03WAEC-COMP06 10/08/15	NB03WAEN-COMP01 10/08/15	NB03WAEN-COMP02 01/18/16	NB03WAEN-COMP03 12/07/15	NB03WAEN-COMP04 01/18/16
Dioxins/Furans						
1,2,3,4,6,7,8-HEPTACHLORODIBENZOFURAN	ng/kg	3.86 JB	4.39 JB	6.44 B	6.24 B	5.09 B
1,2,3,4,6,7,8-HEPTACHLORODIBENZO-P-DIOXIN	ng/kg	0.383 JB	0.476 JB	0.966 JB	0.68 JB	0.663 JBQ
1,2,3,4,7,8,9-HEPTACHLORODIBENZOFURAN	ng/kg	0.0613 U	0.0793 JBQ	0.217 JB	0.164 JB	0.138 JBQ
1,2,3,4,7,8-HEXACHLORODIBENZOFURAN	ng/kg	0.511 J	1.69 J	2.31 JB	2.11 JB	1.58 JBQ
1,2,3,4,7,8-HEXACHLORODIBENZO-P-DIOXIN	ng/kg	0.0983 JBQ	0.129 JBQ	0.32 JBQ	0.207 JBQ	0.222 JB
1,2,3,6,7,8-HEXACHLORODIBENZOFURAN	ng/kg	1.57 JB	1.6 JB	2.9 JB	2.76 JB	2.14 JB
1,2,3,6,7,8-HEXACHLORODIBENZO-P-DIOXIN	ng/kg	0.49 JB	0.556 JBQ	1.05 J	1.06 JB	0.962 JQ
1,2,3,7,8,9-HEXACHLORODIBENZOFURAN	ng/kg	0.0853 JBQ	0.0961 JB	0.0953 JBQ	0.0885 JB	0.115 JBQ
1,2,3,7,8,9-HEXACHLORODIBENZO-P-DIOXIN	ng/kg	0.0656 J	0.119 JQ	0.246 JBQ	0.206 JB	0.224 JBQ
1,2,3,7,8-PENTACHLORODIBENZOFURAN	ng/kg	0.716 JB	1.09 JB	1.88 JB	1.76 JB	1.27 JBQ
1,2,3,7,8-PENTACHLORODIBENZO-P-DIOXIN	ng/kg	0.345 JBQ	0.225 JBQ	0.387 JBQ	0.0903 U	0.46 JBQ
2,3,4,6,7,8-HEXACHLORODIBENZOFURAN	ng/kg	0.0397 JBQ	0.15 JB	0.339 JBQ	0.357 JB	0.257 JBQ
2,3,4,7,8-PENTACHLORODIBENZOFURAN	ng/kg	2.21 JB	3.85 JB	8.2 BC	6.98 BC	6.07 BC
2,3,7,8-TETRACHLORODIBENZOFURAN	ng/kg	0.0748 U	0.0987 U	0.178 U	0.066 U	0.15 U
2,3,7,8-TETRACHLORODIBENZO-P-DIOXIN	ng/kg	1.89 B	7.24 B	6.09	4.95	5.78
OCTACHLORODIBENZOFURAN	ng/kg	0.0454 JBQ	0.187 JB	0.668 JB	0.607 JB	0.465 JBQ
OCTACHLORODIBENZO-P-DIOXIN	ng/kg	0.703 JB	0.736 JB	1.68 JB	1.39 JB	1.23 JBQ
PERCENT LIPIDS	%	1.6	2	3.4	2.5	4
Metals						
ALUMINUM	mg/kg	5.49 U	5.44 U	5.54 U	5.54 U	5.54 U
ANTIMONY	mg/kg	0.0647 U	0.0641 U	0.0653 U	0.0647 U	0.0653 U
ARSENIC	mg/kg	1.14	0.683	0.544	0.655	0.574
BARIUM	mg/kg	0.18 U	0.179 U	0.182 U	0.18 U	0.182 U
BERYLLIUM	mg/kg	0.0139 U	0.0138 U	0.0141 U	0.0139 U	0.0141 U
CADMIUM	mg/kg	0.0451 U	0.0447 U	0.0455 U	0.0451 U	0.0455 U
CALCIUM	mg/kg	2,230	6,680	2,340	2,600	2,800
CHROMIUM	mg/kg	0.098 U	0.17 B	0.099 U	0.098 U	0.099 U
COBALT	mg/kg	0.02 B	0.0232 B	0.0198 U	0.0307 B	0.0198 U
COPPER	mg/kg	0.797	0.833	0.672	0.661	0.653
IRON	mg/kg	27.3	23	20.9	19.9	18.3 B
LEAD	mg/kg	0.115 B	0.482	0.137 B	0.0255 U	0.144 B
MAGNESIUM	mg/kg	324	377	258	335	275
MANGANESE	mg/kg	1.04	3.83	2.7	3.5	2.57
MERCURY	ng/g	245	43.3	188	204	347
METHYL MERCURY	ng/g	225	138	190	236	318
NICKEL	mg/kg	0.184 U	0.448	0.186 U	0.184 U	0.186 U
POTASSIUM	mg/kg	4,140	3,520	3,150	3,510	3,310
SELENIUM	mg/kg	1.1	0.587	0.568	0.636	0.562
SILVER	mg/kg	0.02 B	0.0194 U	0.0433 B	0.0202 B	0.02 B
SODIUM	mg/kg	1,190	1,390	917	1,080	1,020
THALLIUM	mg/kg	0.0294 U	0.0291 U	0.0297 U	0.0294 U	0.0297 U
TITANIUM	mg/kg	0.167 U	0.165 U	0.366 U	0.335 B	0.366 U

Table C-1
American Eel (Whole Body) Analytical Results

Location ID: / Date Analyzed:	Units	NB03WAEC-COMP06 10/08/15	NB03WAEN-COMP01 10/08/15	NB03WAEN-COMP02 01/18/16	NB03WAEN-COMP03 12/07/15	NB03WAEN-COMP04 01/18/16
VANADIUM	mg/kg	0.0466 B	0.0761 B	0.0297 U	0.0435 B	0.0297 U
ZINC	mg/kg	29.8	31.7	25.6	35.6	34.1
Butyltins						
DIBUTYLTIN	ug/kg	1.2 U	1.3 U	1.3 UJ	1.3 U	1.3 UJ
MONOBUTYLTIN	ug/kg	19 UJCN	21 UJCN	20 UJCN	21 UCN	20 UJCN
TETRA-N-BUTYLTIN	ug/kg	1.5 U	1.7 U	1.7 UJ	1.7 U	1.6 UJ
TRIBUTYLTIN	ug/kg	1.4 U	1.5 U	1.6 J	1.5 U	1.5 J
Aroclor PCBs						
AROCLOR 1016	ug/kg	7.2 U	NA	7.2 U	7.2 U	7.2 U
AROCLOR 1221	ug/kg	9.2 U	NA	9.2 U	9.2 U	9.1 U
AROCLOR 1232	ug/kg	16 U	NA	16 U	16 U	16 U
AROCLOR 1242	ug/kg	6.6 U	NA	6.6 U	6.6 U	6.6 U
AROCLOR 1248	ug/kg	6.6 U	NA	6.6 U	6.6 U	6.6 U
AROCLOR 1254	ug/kg	120	NA	140 J	220	130
AROCLOR 1260	ug/kg	210 PJ	NA	NA	160	NA
AROCLOR 1262	ug/kg	6.6 U	NA	6.6 U	6.6 U	6.6 U
AROCLOR 1268	ug/kg	6.6 U	NA	6.6 U	6.6 U	6.6 U
TOTAL AROCLOR PCBs (SUM OF 7 AROCLORS)	ug/kg	330 J	NA	140 J	380	130
TOTAL AROCLOR PCBs (SUM OF 9 AROCLORS)	ug/kg	330 J	NA	140 J	380	130
Pesticides						
2,4'-DDD	pg/g	2,010 J	1,760 J	1,030	476	1,020
2,4'-DDE	pg/g	1,090 J	1,200 J	469	226 J	595
2,4'-DDT	pg/g	106 J	153 J	128	77.7	120
4,4'-DDD	pg/g	68,500 JD	45,200 JD	45,700 D	23,000	56,800 D
4,4'-DDE	pg/g	223,000 JBD	110,000 JBD	144,000 BD	125,000 BD	163,000 BD
4,4'-DDT	pg/g	2,550 JB	3,430 JB	2,330	1,830	3,330
ALDRIN	pg/g	25.7 J	48.9 J	33.3 J	31 J	34.9 J
ALPHA BHC	pg/g	62.3 J	55.2 J	31.4 J	34.6 J	56.2
ALPHA ENDOSULFAN	pg/g	57.4 UJ	57.4 UJ	57.4 U	57.4 UJ	57.4 U
BETA BHC	pg/g	71.4 J	11.1 UJ	40.7	42.1	62.5
BETA ENDOSULFAN	pg/g	58.3 UJ	58.3 UJ	58.3 U	58.3 U	58.3 U
CIS-CHLORDANE	pg/g	9,290 J	12,700 J	13,300	7,940	12,300
CIS-NONACHLOR	pg/g	9,640 J	7,650 J	11,100	6,800	12,900
DELTA BHC	pg/g	5.08 UJ	5.08 UJ	5.08 U	5.08 U	5.08 U
DIELDRIN	pg/g	9,030 J	9,780 J	9,070	5,900 J	12,000
ENDOSULFAN SULFATE	pg/g	63.3 UJ	63.3 UJ	63.3 U	63.3 U	63.3 U
ENDRIN	pg/g	13.9 UJ	13.9 UJ	13.9 U	13.9 U	13.9 U
ENDRIN ALDEHYDE	pg/g	131 UJ	131 UJ	131 U	131 U	131 U
ENDRIN KETONE	pg/g	76 UJ	76 UJ	76 U	76 U	76 U
GAMMA BHC (LINDANE)	pg/g	27.6 J	23.7 J	13.8 J	13.2 J	16.2 J
HEPTACHLOR	pg/g	32.5 UJ	32.5 UJ	32.5 U	32.5 UJ	32.5 U
HEPTACHLOR EPOXIDE	pg/g	1,670 J	2,200 J	1,930	1,340	2,730
HEXACHLOROBENZENE	pg/g	2,360 JB	4,190 JB	3,010 B	2,270 B	3,740 B

Table C-1
American Eel (Whole Body) Analytical Results

Location ID: / Date Analyzed:	Units	NB03WAEC-COMP06 10/08/15	NB03WAEN-COMP01 10/08/15	NB03WAEN-COMP02 01/18/16	NB03WAEN-COMP03 12/07/15	NB03WAEN-COMP04 01/18/16
METHOXYCHLOR	pg/g	38.9 UJ	38.9 UJ	38.9 U	38.9 UJ	38.9 U
MIREX	pg/g	734 J	328 J	306 J	279	497
OXYCHLORDANE	pg/g	9,310 J	6,930 J	10,500	4,950	15,100
TRANS-CHLORDANE	pg/g	2,550 J	3,260 J	3,330	1,830	3,580
TRANS-HEPTACHLOR EPOXIDE	pg/g	17 UJ	17 UJ	17 U	17 U	17 U
TRANS-NONACHLOR	pg/g	22,500 JD	19,200 JD	28,000 D	18,600 J	28,900 D
TOTAL ALPHA + GAMMA CHLORDANE	pg/g	11,800 J	16,000 J	16,600	9,770	15,900
TOTAL DDT (2,4)	pg/g	3,210 J	3,110 J	1,630	780 J	1,740
TOTAL DDT (4,4)	pg/g	294,000 J	159,000 J	192,000	150,000	223,000
TOTAL DDT (2,4 & 4,4)	pg/g	297,000 J	162,000 J	194,000	151,000 J	225,000
PCB Congeners						
PCB-1	ng/kg	7.17 J	8.26 JB	7.05 J	4.42	6.29 J
PCB-2	ng/kg	1.43 J	0.694 UJ	3.41 U	0.832 J	3.42 U
PCB-3	ng/kg	3.49 J	1.09 UJ	5.37 U	1.08 U	5.38 U
PCB-4	ng/kg	41.1 J	86.2 BJ	53.2	41.8	58.9
PCB-5	ng/kg	0.774 UJ	0.793 UJ	3.9 U	0.783 U	3.91 U
PCB-6	ng/kg	5.01 J	8.29 J	9.33 JB	4.61	8.63 JB
PCB-7	ng/kg	0.774 UJ	1.8 J	7.21 J	0.783 U	6.43 J
PCB-8	ng/kg	20.6 BJ	1.49 UJ	33.3 B	1.47 U	26.9 B
PCB-9	ng/kg	1.37 J	3.23 J	3.41 U	0.685 U	3.42 U
PCB-10	ng/kg	3.55 J	5.98 J	6.34 U	3.33 J	6.35 U
PCB-11	ng/kg	43.6 BJ	70.9 BJ	66.5 B	3.33 U	55.8 B
PCB-12/13	ng/kg	4.48 J	9.6 J	9.27 U	4.68 J	9.29 U
PCB-14	ng/kg	0.774 UJ	0.793 UJ	3.9 U	0.783 U	3.91 U
PCB-15	ng/kg	29.9 BJ	57 BJ	51.2	28.3 B	R
PCB-16	ng/kg	R	47.2 J	37	23.1	46.9
PCB-17	ng/kg	26.6 J	96.1 J	72.1 B	44	78.2 B
PCB-18/30	ng/kg	69.2 J	345 BJ	196 B	122 B	191 B
PCB-19	ng/kg	29.2 J	103 J	52	46.3	53.3
PCB-20/28	ng/kg	3,380 BEJ	12,900 BEJ	8,170 BE	4,260 E	5,780 BE
PCB-21/33	ng/kg	2.03 UJ	59.7 J	43.7	25.2	33.9
PCB-22	ng/kg	93.5 J	683 BEJ	442 B	232	308 B
PCB-23	ng/kg	0.678 UJ	0.694 UJ	3.41 U	0.685 U	3.42 U
PCB-24	ng/kg	0.968 UJ	7.52 J	4.88 U	2.53	4.89 U
PCB-25	ng/kg	21.4 J	95.8 J	73	36.3	46.8
PCB-26/29	ng/kg	331 J	1,090 EJ	998	493	765
PCB-27	ng/kg	10.1 J	R	23	15.7	25
PCB-31	ng/kg	856 EJ	3,720 BEJ	2,780 BE	1,350 E	2,130 BE
PCB-32	ng/kg	64.4 J	303 BEJ	150 B	123	146 B
PCB-34	ng/kg	4.17 J	15.8 J	12.9	7.51	8.14 J
PCB-35	ng/kg	0.871 UJ	1.74 J	4.39 U	1.04 J	4.4 U
PCB-36	ng/kg	0.774 UJ	0.793 UJ	3.9 U	0.783 U	65.8
PCB-37	ng/kg	38.8 J	104 J	186	66	134
PCB-38	ng/kg	5.71 J	21.1 J	25.4	13.3	21.8

Table C-1
American Eel (Whole Body) Analytical Results

Location ID: / Date Analyzed:	Units	NB03WAEC-COMP06 10/08/15	NB03WAEN-COMP01 10/08/15	NB03WAEN-COMP02 01/18/16	NB03WAEN-COMP03 12/07/15	NB03WAEN-COMP04 01/18/16
PCB-39	ng/kg	0.774 UJ	2.08 J	3.9 U	0.783 U	3.91 U
PCB-40/71	ng/kg	171 J	1,010 J	719	391	796
PCB-41	ng/kg	4.07 UJ	4.16 UJ	20.5 U	4.11 U	20.5 U
PCB-42	ng/kg	543 J	3,330 EJ	2,730	1,610 E	2,750
PCB-43	ng/kg	1.36 UJ	58.1 J	6.83 U	1.37 U	6.84 U
PCB-44/47/65	ng/kg	6,770 EJ	27,300 EJ	26,700 BE	18,000 E	29,800 BE
PCB-45	ng/kg	41.5 J	279 J	173	83.9	114
PCB-46	ng/kg	7.65 J	42.3 J	26.3	15.8	25.2
PCB-48	ng/kg	10.3 J	68.5 J	37	25.2	34.4
PCB-49/69	ng/kg	810 J	5,560 EJ	3,560	2,400 E	2,940
PCB-50/53	ng/kg	54.6 J	359 J	218	134	185
PCB-51	ng/kg	36 J	198 J	152	87.1	138
PCB-52	ng/kg	5,660 BEJ	35,100 BEJ	23,200 BE	16,500 BE	23,100 BE
PCB-54	ng/kg	3.67 J	19.3 J	13 J	8.78	6.84 U
PCB-55	ng/kg	1.16 UJ	23.6 J	5.85 U	1.17 U	5.87 U
PCB-56	ng/kg	23.4 J	165 J	122	58.6	82
PCB-57	ng/kg	1.06 UJ	35.8 J	37.4	16.3	191
PCB-58	ng/kg	37.9 J	94.4 J	152	89.3	91.8
PCB-60	ng/kg	752 EJ	2,480 EJ	2,470	1,430 E	1,960
PCB-61/70/74/76	ng/kg	3,740 EJ	11,900 EJ	9,870	6,520 E	9,150
PCB-62/75	ng/kg	623 J	2,350 EJ	2,680	1,810 E	2,750
PCB-63	ng/kg	263 J	552 J	625	431	447
PCB-64	ng/kg	3,280 EJ	12,800 EJ	13,800 BE	8,800 E	10,800 BE
PCB-66	ng/kg	5,660 BEJ	23,000 BEJ	17,500 BE	13,000 E	15,300 BE
PCB-67	ng/kg	15.4 J	89.3 J	97.6	51.7	5.87 U
PCB-68	ng/kg	56.1 J	122 J	166	94.7	129
PCB-72	ng/kg	100 J	204 J	314	175	230
PCB-73	ng/kg	1.36 UJ	76.8 J	27.1	1.37 U	26.1
PCB-77	ng/kg	18.1 J	29.4 J	101	25.8	77.1
PCB-78	ng/kg	1.55 UJ	1.59 UJ	7.8 U	1.57 U	247
PCB-79	ng/kg	16.4 J	94.5 J	102	55.6	126
PCB-80	ng/kg	1.06 UJ	1.09 UJ	5.37 U	1.08 U	5.38 U
PCB-81	ng/kg	1.74 UJ	1.78 UJ	8.78 U	1.76 U	8.8 U
PCB-82	ng/kg	128 J	806 EJ	762	355	828
PCB-83	ng/kg	2.81 UJ	1,100 EJ	1,420	729 E	1,230
PCB-84	ng/kg	389 J	2,080 EJ	1,810	947 E	2,010
PCB-85/116/117	ng/kg	2,140 EJ	6,220 EJ	8,820 E	6,500 E	10,800 E
PCB-86/87/97/109/119/125	ng/kg	1,310 J	6,860 EJ	7,630	5,210 E	7,120
PCB-88	ng/kg	401 J	2.18 UJ	10.7 U	2.15 U	10.8 U
PCB-89	ng/kg	1.26 UJ	7.27 J	6.34 U	2.86 J	8.99 J
PCB-90/101/113	ng/kg	3,380 EJ	17,500 BEJ	19,000 BE	10,600 BE	11,400 BE
PCB-91	ng/kg	394 J	2,050 EJ	2,260	1,390 E	R
PCB-92	ng/kg	1,440 EJ	4,620 EJ	5,870 BE	3,640 E	6,190 BE
PCB-93/100	ng/kg	407 J	1,510 EJ	2,610	1,610 E	2,870

Table C-1
American Eel (Whole Body) Analytical Results

Location ID: / Date Analyzed:	Units	NB03WAEC-COMP06 10/08/15	NB03WAEN-COMP01 10/08/15	NB03WAEN-COMP02 01/18/16	NB03WAEN-COMP03 12/07/15	NB03WAEN-COMP04 01/18/16
PCB-94	ng/kg	3.75 J	27.7 J	22.1 J	8.24	24.8
PCB-95	ng/kg	1,220 EJ	7,420 EJ	5,830 E	3,480 E	4,510 E
PCB-96	ng/kg	2.63 J	17.4 J	19.5 U	6.66	19.6 U
PCB-98/102	ng/kg	7.45 UJ	71.2 J	37.6 U	7.53 U	3,090
PCB-99	ng/kg	9,450 EJ	25,200 EJ	33,500 BE	25,600 E	44,400 BE
PCB-103	ng/kg	2.33 J	22.3 J	15.1 J	7.02	12.7 J
PCB-104	ng/kg	1.36 UJ	2.13 J	6.83 U	1.37 U	6.84 U
PCB-105	ng/kg	6,390 EJ	10,200 EJ	19,400 BE	12,900 E	17,600 BE
PCB-106	ng/kg	1.65 UJ	1.68 UJ	8.29 U	1.66 U	8.31 U
PCB-107	ng/kg	184 J	522 J	544	390	381
PCB-108/124	ng/kg	38.3 J	106 J	145	66.9	110
PCB-110/115	ng/kg	6,930 EJ	27,200 BEJ	31,500 BE	25,000 E	25,700 BE
PCB-111	ng/kg	31.1 J	47.3 J	88.9	75.1	114
PCB-112	ng/kg	1.36 UJ	121 J	106	1.37 U	6.84 U
PCB-114	ng/kg	366 J	570 J	1,010	542	1,020
PCB-118	ng/kg	21,200 EJ	42,100 BEJ	63,500 BE	47,000 E	57,500 BE
PCB-120	ng/kg	102 J	157 J	270	229	357
PCB-121	ng/kg	16.1 J	39.1 J	64.4	39.5	76
PCB-122	ng/kg	1.16 UJ	70.7 J	78.4	43.5	49.1
PCB-123	ng/kg	418 J	578 J	1,230	734 E	1,090
PCB-126	ng/kg	1.55 UJ	R	7.8 U	1.57 U	350
PCB-127	ng/kg	21.4 J	40.7 J	59	38.8	71.2
PCB-128/166	ng/kg	2,750 EJ	4,110 EJ	6,270 E	5,730 E	7,970 E
PCB-129/138/163	ng/kg	28,200 EJ	49,500 EJ	53,800 BE	59,000 E	74,900 BE
PCB-130	ng/kg	1,090 EJ	1,730 EJ	2,690	2,610 E	2,630
PCB-131	ng/kg	11.9 J	64.7 J	67.1	29.5	36.1
PCB-132	ng/kg	614 EJ	2,610 EJ	2,400 B	1,840 E	2,010 B
PCB-133	ng/kg	705 EJ	918 EJ	1,440	1,270 E	1,640
PCB-134	ng/kg	322 J	1,100 EJ	1,270	858 E	1,040
PCB-135/151	ng/kg	693 J	3,260 EJ	4,060	2,090 E	R
PCB-136	ng/kg	113 J	792 EJ	874	348	R
PCB-137	ng/kg	917 EJ	1,410 EJ	2,160	1,660 E	2,760
PCB-139/140	ng/kg	316 J	636 J	949	779	1,140
PCB-141	ng/kg	1,660 EJ	3,530 EJ	4,270 BE	3,760 E	3,030 BE
PCB-142	ng/kg	1.65 UJ	1.68 UJ	8.29 U	1.66 U	8.31 U
PCB-143	ng/kg	3.19 UJ	3.27 UJ	16.1 U	3.23 U	16.1 U
PCB-144	ng/kg	21.8 J	177 J	159	70.1	R
PCB-145	ng/kg	1.55 UJ	1.59 UJ	7.8 U	1.57 U	R
PCB-146	ng/kg	5,980 EJ	6,780 EJ	10,800 BE	10,600 E	14,400 BE
PCB-147/149	ng/kg	4,510 EJ	16,500 BEJ	18,900 BE	14,100 BE	11,600 BE
PCB-148	ng/kg	R	153 J	342	156	R
PCB-150	ng/kg	1.45 UJ	6.53 J	7.32 U	3.12 J	R
PCB-152	ng/kg	1.36 UJ	2.42 J	6.83 U	1.37 U	R
PCB-153/168	ng/kg	48,100 BEJ	59,900 BEJ	68,100 BE	74,300 BE	104,000 BE

Table C-1
American Eel (Whole Body) Analytical Results

Location ID: / Date Analyzed:	Units	NB03WAEC-COMP06 10/08/15	NB03WAEN-COMP01 10/08/15	NB03WAEN-COMP02 01/18/16	NB03WAEN-COMP03 12/07/15	NB03WAEN-COMP04 01/18/16
PCB-154	ng/kg	468 J	1,250 EJ	2,840	1,780 E	R
PCB-155	ng/kg	314 J	512 J	898	675 E	846
PCB-156/157	ng/kg	2,750 EJ	2,890 EJ	5,730	3,850 E	6,210 E
PCB-158	ng/kg	2,140 EJ	3,510 EJ	4,850 E	4,440 E	6,660 E
PCB-159	ng/kg	1.36 UJ	1.39 UJ	14.2 J	1.37 U	13.4 J
PCB-160	ng/kg	6.1 UJ	6.24 UJ	30.7 U	6.16 U	30.8 U
PCB-161	ng/kg	1.26 UJ	1.29 UJ	6.34 U	1.27 U	6.35 U
PCB-162	ng/kg	1.26 UJ	252 J	432	1.27 U	380
PCB-164	ng/kg	538 J	1,310 EJ	1,950	1,700 E	1,680
PCB-165	ng/kg	36.1 J	40.8 J	64.6	55.6	79.1
PCB-167	ng/kg	1,320 EJ	1,230 EJ	2,650	R	2,760
PCB-169	ng/kg	1.45 UJ	3.09 J	7.32 U	1.47 U	7.33 U
PCB-170	ng/kg	5,110 EJ	5,740 EJ	7,180 E	8,430 E	11,500 E
PCB-171/173	ng/kg	1,590 EJ	2,290 EJ	3,170	3,290 E	4,030
PCB-172	ng/kg	1,170 EJ	1,140 EJ	1,410	1,950 E	2,640
PCB-174	ng/kg	795 EJ	2,130 EJ	1,990	1,990 E	1,710
PCB-175	ng/kg	256 J	334 J	569	459	R
PCB-176	ng/kg	17.8 J	93.1 J	84.4	56.1	54
PCB-177	ng/kg	2,850 EJ	4,690 EJ	6,120 E	6,160 E	6,480 E
PCB-178	ng/kg	R	2,580 EJ	4,450 E	3,870 E	5,800 E
PCB-179	ng/kg	269 J	1,010 EJ	1,110	723 E	729
PCB-180/193	ng/kg	21,400 EJ	22,800 EJ	26,900 BE	27,900 E	43,900 BE
PCB-181	ng/kg	69.1 J	91.6 J	R	119	176
PCB-182	ng/kg	R	63.2 J	105	110	142
PCB-183/185	ng/kg	6,310 EJ	7,540 EJ	10,100 E	10,200 E	13,700 E
PCB-184	ng/kg	51.3 J	55.5 J	110	84.1	135
PCB-186	ng/kg	1.45 UJ	1.49 UJ	7.32 U	1.47 U	7.33 U
PCB-187	ng/kg	14,900 EJ	18,000 EJ	28,000 BE	26,700 E	R
PCB-188	ng/kg	47.7 J	86.3 J	160	97.1	119
PCB-189	ng/kg	272 J	229 J	399	322	576
PCB-190	ng/kg	1,290 EJ	1,670 EJ	2,040	2,090 E	3,210 E
PCB-191	ng/kg	316 J	318 J	471	483	675
PCB-192	ng/kg	7.05 J	4.45 J	6.34 U	12.7	10.5 J
PCB-194	ng/kg	3,430 EJ	2,660 EJ	4,000	3,400 E	6,300 E
PCB-195	ng/kg	1,010 EJ	1,230 EJ	1,340	1,190 E	1,950
PCB-196	ng/kg	1,950 EJ	2,150 EJ	3,140	2,700 EJ	4,290
PCB-197/200	ng/kg	246 J	260 J	391	326	452
PCB-198/199	ng/kg	5,080 EJ	5,250 EJ	8,110	7,410 E	11,300 E
PCB-201	ng/kg	615 J	597 BJ	999	871	1,080
PCB-202	ng/kg	2,220 EJ	1,810 EJ	3,150	2,760 E	3,430
PCB-203	ng/kg	3,770 EJ	3,920 EJ	5,010 E	4,550 E	7,220 E
PCB-204	ng/kg	9.75 J	8.78 J	12.9 J	12.2	15 J
PCB-205	ng/kg	169 J	137 J	206	187	269
PCB-206	ng/kg	3,100 EJ	2,120 EJ	2,920	3,010 E	3,800

Table C-1
American Eel (Whole Body) Analytical Results

Location ID: / Date Analyzed:	Units	NB03WAEC-COMP06 10/08/15	NB03WAEN-COMP01 10/08/15	NB03WAEN-COMP02 01/18/16	NB03WAEN-COMP03 12/07/15	NB03WAEN-COMP04 01/18/16
PCB-207	ng/kg	353 J	248 J	310	340	400
PCB-208	ng/kg	1,210 EJ	700 J	1,100	1,080 E	1,390
PCB-209	ng/kg	1,570 EJ	823 BJ	1,430 B	1,470 E	1,550 B
TOTAL PCB CONGENERS (209)	ng/kg	275,000 J	561,000 J	651,000 J	542,000 J	695,000 J
Semivolatiles						
1,2,4,5-TETRACHLOROBENZENE	ug/kg	330 U	330 U	330 U	330 U	330 U
1,2-DIPHENYLHYDRAZINE	ug/kg	330 U	330 U	330 U	330 U	330 U
1-METHYLNAPHTHALENE	ug/kg	2.9 J	2.7 U	5.3 U	5.3 U	5.3 U
2,3,4,6-TETRACHLOROPHENOL	ug/kg	1,300 U	1,300 U	1,300 U	1,300 U	1,300 U
2,4,5-TRICHLOROPHENOL	ug/kg	330 U	330 U	330 U	330 U	330 U
2,4,6-TRICHLOROPHENOL	ug/kg	330 U	330 U	330 U	330 U	330 U
2,4-DICHLOROPHENOL	ug/kg	330 U	330 U	330 U	330 U	330 U
2,4-DIMETHYLPHENOL	ug/kg	330 U	330 U	330 U	330 U	330 U
2,4-DINITROPHENOL	ug/kg	5,900 U	5,900 U	6,000 U	6,000 U	6,000 U
2,4-DINITROTOLUENE	ug/kg	1,300 U	1,300 U	1,300 U	1,300 U	1,300 U
2,6-DINITROTOLUENE	ug/kg	330 U	330 U	330 U	330 U	330 U
2-CHLORONAPHTHALENE	ug/kg	130 U	130 U	130 U	130 U	130 U
2-CHLOROPHENOL	ug/kg	330 U	330 U	330 U	330 U	330 U
2-METHYLNAPHTHALENE	ug/kg	4.6 J	2.7 U	5.3 U	5.3 U	5.3 U
2-METHYLPHENOL (O-CRESOL)	ug/kg	330 U	330 U	330 U	330 U	330 U
2-NITROANILINE	ug/kg	330 U	330 U	330 U	330 U	330 U
2-NITROPHENOL	ug/kg	330 U	330 U	330 U	330 U	330 U
3,3'-DICHLOROBENZIDINE	ug/kg	2,000 U	2,000 U	2,000 U	2,000 U	2,000 U
3-NITROANILINE	ug/kg	1,300 U	1,300 U	1,300 U	1,300 U	1,300 U
4,6-DINITRO-2-METHYLPHENOL	ug/kg	3,300 U	3,300 U	3,300 U	3,300 U	3,300 U
4-BROMOPHENYL PHENYL ETHER	ug/kg	330 U	330 U	330 U	330 U	330 U
4-CHLORO-3-METHYLPHENOL	ug/kg	330 U	330 U	330 U	330 U	330 U
4-CHLOROANILINE	ug/kg	650 U	650 U	660 U	670 U	670 U
4-CHLOROPHENYL PHENYL ETHER	ug/kg	330 U	330 U	330 U	330 U	330 U
4-METHYLPHENOL (P-CRESOL)	ug/kg	330 U	330 U	330 U	330 U	330 U
4-NITROANILINE	ug/kg	1,300 U	1,300 U	1,300 U	1,300 U	1,300 U
4-NITROPHENOL	ug/kg	3,300 U	3,300 U	3,300 U	3,300 U	3,300 U
ACENAPHTHENE	ug/kg	3.6 J	13	9 J	7.6 J	9.1 J
ACENAPHTHYLENE	ug/kg	2.7 U	2.7 U	5.3 U	5.3 U	5.3 U
ACETOPHENONE	ug/kg	330 U	330 U	330 U	330 U	330 U
ANTHRACENE	ug/kg	2.7 U	2.7 U	5.3 U	5.3 U	5.3 U
ATRAZINE	ug/kg	650 U	650 U	660 U	670 U	670 U
BENZALDEHYDE	ug/kg	1,300 U	1,300 U	1,300 U	1,300 U	1,300 U
BENZIDINE	ug/kg	14,000 U	14,000 U	14,000 U	14,000 U	14,000 U
BENZO(A)ANTHRACENE	ug/kg	2.7 U	2.7 U	5.3 U	5.3 U	5.3 U
BENZO(A)PYRENE	ug/kg	2.7 U	2.7 U	5.3 U	5.3 U	5.3 U
BENZO(B)FLUORANTHENE	ug/kg	2.7 U	2.7 U	5.3 U	5.3 U	5.3 U
BENZO(G,H,I)PERYLENE	ug/kg	2.7 U	2.7 U	5.3 U	5.3 U	5.3 U
Benzo(j)+(k)Fluoranthene	ug/kg	2.7 U	2.7 U	5.3 U	5.3 U	5.3 U

Table C-1
American Eel (Whole Body) Analytical Results

Location ID: / Date Analyzed:	Units	NB03WAEC-COMP06 10/08/15	NB03WAEN-COMP01 10/08/15	NB03WAEN-COMP02 01/18/16	NB03WAEN-COMP03 12/07/15	NB03WAEN-COMP04 01/18/16
BENZO[E]PYRENE	ug/kg	2.7 U	2.7 U	5.3 U	5.3 U	5.3 U
BENZOIC ACID	ug/kg	3,300 U	3,300 U	3,300 U	3,300 U	3,300 U
BENZYL BUTYL PHTHALATE	ug/kg	1,300 U	1,300 U	1,300 U	1,300 U	1,300 U
BIPHENYL (DIPHENYL)	ug/kg	330 U	330 U	330 U	330 U	330 U
BIS(2-CHLOROETHOXY) METHANE	ug/kg	330 U	330 U	330 U	330 U	330 U
BIS(2-CHLOROETHYL) ETHER (2-CHLOROETHYL ETHER)	ug/kg	330 U	330 U	330 U	330 U	330 U
BIS(2-CHLOROISOPROPYL) ETHER	ug/kg	330 U	330 U	330 U	330 U	330 U
BIS(2-ETHYLHEXYL) PHTHALATE	ug/kg	1,300 U	1,300 U	1,300 U	1,300 U	1,300 U
C1-CHRYSENES	ug/kg	2.7 U	2.7 U	5.3 U	5.3 U	5.3 U
C1-FLUORANTHENES/PYRENES	ug/kg	2.7 U	2.7 U	5.3 U	5.3 U	5.3 U
C1-FLUORENES	ug/kg	2.7 U	2.7 U	5.3 U	5.3 U	5.3 U
C1-NAPHTHALENES	ug/kg	5.1 J	2.7 U	5.3 U	5.3 U	5.3 U
C1-PHENANTHRENE/ANTHRACENE	ug/kg	2.7 U	2.7 U	5.3 U	5.3 U	5.3 U
C2-CHRYSENE	ug/kg	2.7 U	2.7 U	5.3 U	5.3 U	5.3 U
C2-FLUORANTHENES/PYRENE	ug/kg	2.7 U	2.7 U	5.3 U	5.3 U	5.3 U
C2-FLUORENES	ug/kg	2.7 U	2.7 U	5.3 U	5.3 U	5.3 U
C2-NAPHTHALENES	ug/kg	7.6	2.7 U	5.3 U	5.3 U	5.3 U
C2-PHENANTHRENE/ANTHRACENE	ug/kg	2.7 U	2.7 U	5.3 U	5.3 U	5.3 U
C3-CHRYSENE	ug/kg	2.7 U	2.7 U	5.3 U	5.3 U	5.3 U
C3-FLUORANTHENES/PYRENE	ug/kg	2.7 U	2.7 U	5.3 U	5.3 U	5.3 U
C3-FLUORENES	ug/kg	2.7 U	2.7 U	5.3 U	5.3 U	5.3 U
C3-NAPHTHALENES	ug/kg	7.4	2.7 U	5.3 U	5.3 U	5.3 U
C3-PHENANTHRENE/ANTHRACENE	ug/kg	2.7 U	2.7 U	5.3 U	5.3 U	5.3 U
C4-CHRYSENE	ug/kg	2.7 U	2.7 U	5.3 U	5.3 U	5.3 U
C4-NAPHTHALENES	ug/kg	5.4 J	2.7 U	5.3 U	5.3 U	5.3 U
C4-PHENANTHRENE/ANTHRACENE	ug/kg	2.7 U	2.7 U	5.3 U	5.3 U	5.3 U
CAPROLACTAM	ug/kg	650 U	650 U	660 U	670 U	670 U
CARBAZOLE	ug/kg	330 U	330 U	330 U	330 U	330 U
CHRYSENE	ug/kg	2.7 U	2.7 U	5.3 U	5.3 U	5.3 U
DIBENZ(A,H)ANTHRACENE	ug/kg	2.7 U	2.7 U	5.3 U	5.3 U	5.3 U
DIBENZOFURAN	ug/kg	330 U	330 U	330 U	330 U	330 U
DIETHYL PHTHALATE	ug/kg	1,300 U	1,300 U	1,300 U	1,300 U	1,300 U
DIMETHYL PHTHALATE	ug/kg	1,300 U	1,300 U	1,300 U	1,300 U	1,300 U
DI-N-BUTYL PHTHALATE	ug/kg	1,300 U	1,300 U	1,300 U	1,300 U	1,300 U
DI-N-OCTYLPHTHALATE	ug/kg	1,300 U	1,300 U	1,300 U	1,300 U	1,300 U
FLUORANTHENE	ug/kg	2.7 U	2.8 J	5.3 U	5.3 U	5.3 U
FLUORENE	ug/kg	2.7 U	2.7 U	5.3 U	5.3 U	5.3 U
HEXACHLOROBUTADIENE	ug/kg	330 U	330 U	330 U	330 U	330 U
HEXACHLOROCYCLOPENTADIENE	ug/kg	3,300 U	3,300 U	3,300 U	3,300 U	3,300 U
HEXACHLOROETHANE	ug/kg	650 U	650 U	660 U	670 U	670 U
INDENO(1,2,3-C,D)PYRENE	ug/kg	2.7 U	2.7 U	5.3 U	5.3 U	5.3 U
ISOPHORONE	ug/kg	330 U	330 U	330 U	330 U	330 U
NAPHTHALENE	ug/kg	2.7 U	2.7 U	6 J	5.3 U	8.7 J
NITROBENZENE	ug/kg	330 U	330 U	330 U	330 U	330 U

Table C-1
American Eel (Whole Body) Analytical Results

Location ID: / Date Analyzed:	Units	NB03WAEC-COMP06 10/08/15	NB03WAEN-COMP01 10/08/15	NB03WAEN-COMP02 01/18/16	NB03WAEN-COMP03 12/07/15	NB03WAEN-COMP04 01/18/16
N-NITROSODI-N-PROPYLAMINE	ug/kg	330 U	330 U	330 U	330 U	330 U
N-NITROSODIPHENYLAMINE	ug/kg	330 U	330 U	330 U	330 U	330 U
PENTACHLOROPHENOL	ug/kg	650 U	650 U	660 U	670 U	670 U
PERYLENE	ug/kg	2.7 U	2.7 U	5.3 U	5.3 U	5.3 U
PHENANTHRENE	ug/kg	2.7 U	2.7 U	5.3 U	5.3 U	5.3 U
PHENOL	ug/kg	330 U	330 U	330 U	330 U	330 U
PYRENE	ug/kg	2.7 U	2.7 U	5.3 U	5.3 U	5.3 U
PYRIDINE	ug/kg	1,300 U	1,300 U	1,300 U	1,300 U	1,300 U
TOTAL HMW PAHs	ug/kg	2.7 U	2.8 J	5.3 U	5.3 U	5.3 U
TOTAL LMW PAHs	ug/kg	8.2 J	13	15 J	7.6 J	17.8 J
TOTAL PAHs	ug/kg	8.2 J	15.8 J	15 J	7.6 J	17.8 J
Physical Parameters						
MOISTURE (WATER) CONTENT	%	309	269	317	272	273
PERCENT MOISTURE	%	75.5	72.9	76	73.1	73.2

Table C-1
American Eel (Whole Body) Analytical Results

Location ID: / Date Analyzed:	Units	NB03WAEN-COMP05 10/08/15	NB03WAEN-COMP06 10/01/15	NB03WAES-COMP01 10/08/15	NB03WAES-COMP02 10/08/15	NB03WAES-COMP03 10/01/15
Dioxins/Furans						
1,2,3,4,6,7,8-HEPTACHLORODIBENZOFURAN	ng/kg	4.74 JB [3.59 JB]	7.73 B	6.76 B	1.74 JBQ	0.558 JB
1,2,3,4,6,7,8-HEPTACHLORODIBENZO-P-DIOXIN	ng/kg	0.627 JB [0.581 JB]	1.58 JB	0.562 JB	0.431 JBQ	0.374 JB
1,2,3,4,7,8,9-HEPTACHLORODIBENZOFURAN	ng/kg	0.0717 U [0.0544 U]	0.189 JBQ	0.117 JBQ	0.0878 JBQ	0.0419 JBQ
1,2,3,4,7,8-HEXACHLORODIBENZOFURAN	ng/kg	1.61 J [1.44 J]	5.63 BC	0.675 J	0.449 J	0.367 JB
1,2,3,4,7,8-HEXACHLORODIBENZO-P-DIOXIN	ng/kg	0.139 JB [0.164 JBQ]	0.372 JBQ	0.129 JB	0.101 JB	0.0882 JB
1,2,3,6,7,8-HEXACHLORODIBENZOFURAN	ng/kg	1.9 JB [1.71 JB]	2.35 JB	2.91 JB	0.657 JB	0.338 JB
1,2,3,6,7,8-HEXACHLORODIBENZO-P-DIOXIN	ng/kg	0.849 JB [0.783 JB]	1.58 JB	0.749 JB	0.518 JBQ	0.462 JB
1,2,3,7,8,9-HEXACHLORODIBENZOFURAN	ng/kg	0.0727 JBQ [0.0672 JB]	0.0912 JBQ	0.0766 JBQ	0.0454 JBQ	0.0751 JBQ
1,2,3,7,8,9-HEXACHLORODIBENZO-P-DIOXIN	ng/kg	0.162 JQ [0.153 JQ]	0.387 JBQ	0.13 JQ	0.0826 JQ	0.0672 JBQ
1,2,3,7,8-PENTACHLORODIBENZOFURAN	ng/kg	1.18 JB [0.821 JB]	1.17 JB	1.93 JB	0.23 JBQ	0.217 JB
1,2,3,7,8-PENTACHLORODIBENZO-P-DIOXIN	ng/kg	0.29 JBQ [0.0771 U]	0.68 JBQ	0.448 JBQ	0.291 JBQ	0.042 U
2,3,4,6,7,8-HEXACHLORODIBENZOFURAN	ng/kg	0.139 JB [0.15 JBQ]	0.526 JB	0.146 JB	0.0829 JB	0.143 JBQ
2,3,4,7,8-PENTACHLORODIBENZOFURAN	ng/kg	3.82 JB [3.52 JB]	3.44 JB	3.82 JB	0.911 JB	0.597 JB
2,3,7,8-TETRACHLORODIBENZOFURAN	ng/kg	0.111 U [0.098 U]	0.133 J	0.1 U	0.0905 U	0.124 JQ
2,3,7,8-TETRACHLORODIBENZO-P-DIOXIN	ng/kg	4.56 B [4.12 B]	16.3 B	3.18 B	2.76 B	1.92 B
OCTACHLORODIBENZOFURAN	ng/kg	0.165 JBQ [0.154 JB]	0.987 JB	0.137 JBQ	0.13 JBQ	0.168 JB
OCTACHLORODIBENZO-P-DIOXIN	ng/kg	0.862 JB [0.747 JB]	1.99 JB	0.92 JB	1.07 JB	0.642 JB
PERCENT LIPIDS	%	3.4 [2.9]	7.4	2.6	1.3	1.4
Metals						
ALUMINUM	mg/kg	5.54 U [5.54 U]	5.6 U	5.44 U	6.85 B	5.6 U
ANTIMONY	mg/kg	0.0653 U [0.0653 U]	0.066 U	0.0641 U	0.0653 U	0.066 U
ARSENIC	mg/kg	0.714 [0.778]	1.5	0.662	0.752	0.978
BARIUM	mg/kg	0.182 U [0.182 U]	0.734	0.179 U	0.182 U	0.221 B
BERYLLIUM	mg/kg	0.0141 U [0.0141 U]	0.0142 U	0.0138 U	0.0141 U	0.0142 U
CADMIUM	mg/kg	0.0455 U [0.0455 U]	0.046 U	0.0447 U	0.0455 U	0.046 U
CALCIUM	mg/kg	1,410 [2,290]	11,100	3,140	3,790	1,790
CHROMIUM	mg/kg	0.384 B [0.312 B]	0.165 B	0.105 B	0.099 U	0.1 U
COBALT	mg/kg	0.0475 B [0.0465 B]	0.0409 B	0.0194 U	0.0198 U	0.02 U
COPPER	mg/kg	0.63 [0.759]	0.984	0.737	0.82	2.94
IRON	mg/kg	32.2 [39.5]	94	22.9	42.9	26
LEAD	mg/kg	0.147 B [0.223]	0.427	0.149 B	0.402	0.469
MAGNESIUM	mg/kg	235 [274]	423	296	340	294
MANGANESE	mg/kg	3.25 [4.82]	8.24	1.7	1.22	1.37
MERCURY	ng/g	133 J [308 J]	337	113	57	182
METHYL MERCURY	ng/g	403 [396]	325	136 J	77.8	178
NICKEL	mg/kg	0.186 U [0.186 U]	0.206 B	0.486	0.186 U	0.493
POTASSIUM	mg/kg	3,060 [3,490]	3,450	3,070	3,470	3,660
SELENIUM	mg/kg	0.606 [0.648]	0.696	0.467	0.74	0.498
SILVER	mg/kg	0.0198 U [0.0198 U]	0.02 U	0.0232 B	0.0257 B	0.02 U
SODIUM	mg/kg	1,050 [1,190]	1,380	1,290	1,320	1,330
THALLIUM	mg/kg	0.0297 U [0.0297 U]	0.03 U	0.0291 U	0.0297 U	0.03 U
TITANIUM	mg/kg	0.168 U [0.168 U]	1.99 B	0.165 U	0.168 U	0.327 B

Table C-1
American Eel (Whole Body) Analytical Results

Location ID: / Date Analyzed:	Units	NB03WAEN-COMP05 10/08/15	NB03WAEN-COMP06 10/01/15	NB03WAES-COMP01 10/08/15	NB03WAES-COMP02 10/08/15	NB03WAES-COMP03 10/01/15
VANADIUM	mg/kg	0.0825 B [0.114]	0.03 U	0.0398 B	0.0699 B	0.03 U
ZINC	mg/kg	29.3 [38.4]	25.3	29	33.9	33.7
Butyltins						
DIBUTYLTIN	ug/kg	1.3 U [1.3 U]	R	1.3 U	1.3 U	1.3 UJ
MONOBUTYLTIN	ug/kg	21 UJCN [21 UJCN]	R	20 UJCN	20 UJCN	21 UCNJ
TETRA-N-BUTYLTIN	ug/kg	1.7 U [1.7 U]	R	1.7 U	1.7 U	1.7 UJ
TRIBUTYLTIN	ug/kg	1.8 [1.5]	R	1.5 U	1.5 U	1.5 UJ
Aroclor PCBs						
AROCLOR 1016	ug/kg	7.1 U [7 U]	36 U	NA	NA	7.2 U
AROCLOR 1221	ug/kg	9.1 U [8.9 U]	46 U	NA	NA	9.2 U
AROCLOR 1232	ug/kg	16 U [15 U]	80 U	NA	NA	16 U
AROCLOR 1242	ug/kg	6.5 U [6.4 U]	33 U	NA	NA	6.6 U
AROCLOR 1248	ug/kg	6.5 U [6.4 U]	33 U	NA	NA	6.6 U
AROCLOR 1254	ug/kg	330 [360]	33 U	NA	NA	6.6 U
AROCLOR 1260	ug/kg	290 PJN [280 PJN]	290 PJ	NA	NA	51 PJ
AROCLOR 1262	ug/kg	6.5 U [6.4 U]	33 U	NA	NA	6.6 U
AROCLOR 1268	ug/kg	6.5 U [6.4 U]	33 U	NA	NA	6.6 U
TOTAL AROCLOR PCBs (SUM OF 7 AROCLORS)	ug/kg	620 J [640 J]	290 J	NA	NA	51 J
TOTAL AROCLOR PCBs (SUM OF 9 AROCLORS)	ug/kg	620 J [640 J]	290 J	NA	NA	51 J
Pesticides						
2,4'-DDD	pg/g	2,060 J [2,230 J]	1,230 J	5,980 J	2,350 J	1,830 J
2,4'-DDE	pg/g	1,020 J [1,080 J]	595 J	4,970 J	888 J	491 J
2,4'-DDT	pg/g	199 J [222 J]	127 J	547 J	226 J	504 J
4,4'-DDD	pg/g	54,100 JD [52,800 JD]	58,100 DJ	173,000 JD	131,000 JD	102,000 DJ
4,4'-DDE	pg/g	115,000 JBD [117,000 JBD]	130,000 BDJ	212,000 JBD	191,000 JBD	203,000 BDJ
4,4'-DDT	pg/g	3,600 JB [3,950 JB]	2,530 BJ	7,840 JB	7,270 JB	10,500 BJ
ALDRIN	pg/g	9.16 UJ [43.8 J]	41.4 J	30.3 J	43.7 J	14.4 J
ALPHA BHC	pg/g	84.4 J [81.9 J]	67.3 J	54.3 J	6.4 UJ	R
ALPHA ENDOSULFAN	pg/g	57.4 UJ [57.4 UJ]	57.4 UJ	57.4 UJ	57.4 UJ	R
BETA BHC	pg/g	142 J [130 J]	119 J	52.6 J	36.8 J	43.5 J
BETA ENDOSULFAN	pg/g	58.3 UJ [58.3 UJ]	58.3 UJ	58.3 UJ	58.3 UJ	58.3 UJ
CIS-CHLORDANE	pg/g	17,400 J [16,400 J]	13,300 J	4,210 J	2,470 J	2,080 J
CIS-NONACHLOR	pg/g	9,210 JD [11,000 J]	10,800 J	8,570 J	6,390 J	6,720 J
DELTA BHC	pg/g	5.08 UJ [5.08 UJ]	5.08 UJ	R	5.08 UJ	R
DIELDRIN	pg/g	11,600 J [18,400 JD]	3,280 BJ	9,090 J	7,150 J	6,100 BDJ
ENDOSULFAN SULFATE	pg/g	63.3 UJ [63.3 UJ]	63.3 UJ	63.3 UJ	63.3 UJ	63.3 UJ
ENDRIN	pg/g	13.9 UJD [13.9 UJ]	45.2 J	13.9 UJ	13.9 UJ	13.9 UJ
ENDRIN ALDEHYDE	pg/g	131 UJ [131 UJ]	131 UJ	131 UJ	131 UJ	131 UJ
ENDRIN KETONE	pg/g	76 UJ [76 UJ]	76 UJ	76 UJ	76 UJ	76 UJ
GAMMA BHC (LINDANE)	pg/g	38 J [7.69 UJ]	33.8 J	22 J	18.7 J	17.1 J
HEPTACHLOR	pg/g	32.5 UJ [32.5 UJ]	4.03 J	32.5 UJ	32.5 UJ	32.5 UJ
HEPTACHLOR EPOXIDE	pg/g	3,600 J [3,960 J]	4,010 J	1,230 J	1,010 J	1,400 J
HEXACHLOROBENZENE	pg/g	4,970 JB [5,290 JB]	3,700 BJ	3,430 JB	3,110 JB	1,840 BJ

Table C-1
American Eel (Whole Body) Analytical Results

Location ID: / Date Analyzed:	Units	NB03WAEN-COMP05 10/08/15	NB03WAEN-COMP06 10/01/15	NB03WAES-COMP01 10/08/15	NB03WAES-COMP02 10/08/15	NB03WAES-COMP03 10/01/15
METHOXYCHLOR	pg/g	38.9 UJ [38.9 UJ]	38.9 UJ	38.9 UJ	38.9 UJ	38.9 UJ
MIREX	pg/g	389 J [412 J]	289 J	272 J	183 J	178 J
OXYCHLORDANE	pg/g	6,670 J [8,280 J]	11,700 J	7,000 J	3,790 J	7,600 J
TRANS-CHLORDANE	pg/g	3,850 J [4,360 J]	4,860 BJ	1,590 J	1,210 J	747 BJ
TRANS-HEPTACHLOR EPOXIDE	pg/g	17 UJ [17 UJ]	1,600 J	17 UJ	17 UJ	1,360 J
TRANS-NONACHLOR	pg/g	25,900 JD [29,800 JD]	20,100 BDJ	23,500 JD	16,300 J	17,400 BJ
TOTAL ALPHA + GAMMA CHLORDANE	pg/g	21,300 J [20,800 J]	18,200 J	5,800 J	3,680 J	2,830 J
TOTAL DDT (2,4)	pg/g	3,280 J [3,530 J]	1,950 J	11,500 J	3,460 J	2,830 J
TOTAL DDT (4,4)	pg/g	173,000 J [174,000 J]	191,000 J	393,000 J	329,000 J	316,000 J
TOTAL DDT (2,4 & 4,4)	pg/g	176,000 J [177,000 J]	193,000 J	404,000 J	333,000 J	318,000 J
PCB Congeners						
PCB-1	ng/kg	11.9 J [10.5 J]	4.99 UJ	14.1 J	8.81 J	0.995 UJ
PCB-2	ng/kg	2.07 J [0.694 UJ]	3.49 UJ	3.48 UJ	3.49 UJ	0.768 J
PCB-3	ng/kg	R [R]	5.49 UJ	5.47 UJ	R	1.09 UJ
PCB-4	ng/kg	141 J [151 J]	145 BJ	140 J	85.9 J	18 BJ
PCB-5	ng/kg	0.798 UJ [0.794 UJ]	3.99 UJ	3.98 UJ	3.99 UJ	0.796 UJ
PCB-6	ng/kg	13.6 J [15.5 J]	R	29.6 J	8.5 J	0.697 UJ
PCB-7	ng/kg	0.798 UJ [0.794 UJ]	R	3.98 UJ	3.99 UJ	0.796 UJ
PCB-8	ng/kg	R [R]	40.8 BJ	59.6 BJ	27.9 BJ	1.49 UJ
PCB-9	ng/kg	2.69 J [3.1 J]	R	3.48 UJ	3.49 UJ	0.697 UJ
PCB-10	ng/kg	14.3 J [17.1 J]	10.5 J	7.16 J	6.48 UJ	1.99 UJ
PCB-11	ng/kg	76.1 BJ [92.3 BJ]	43.3 JB	71.9 BJ	69.2 BJ	3.38 UJ
PCB-12/13	ng/kg	11.3 J [13.6 J]	9.56 J	15.2 J	11.7 J	2.37 J
PCB-14	ng/kg	0.798 UJ [0.794 UJ]	3.99 UJ	3.98 UJ	3.99 UJ	0.796 UJ
PCB-15	ng/kg	47.4 BJ [56.2 BJ]	56.8 BJ	57.8 BJ	69 BJ	32.3 BJ
PCB-16	ng/kg	R [R]	78.4 BJ	R	R	10.2 BJ
PCB-17	ng/kg	107 J [137 J]	138 BJ	178 J	83.4 J	18.4 BJ
PCB-18/30	ng/kg	341 J [455 J]	466 BJ	477 J	464 J	56.4 BJ
PCB-19	ng/kg	194 J [230 J]	117 J	139 J	95.9 J	17.7 J
PCB-20/28	ng/kg	6,110 BEJ [9,640 BEJ]	11,900 BEJ	16,800 BEJ	13,900 BEJ	4,360 BEJ
PCB-21/33	ng/kg	2.1 UJ [2.08 UJ]	61.2 J	72.6 J	52.8 J	12.1 J
PCB-22	ng/kg	781 EJ [991 EJ]	531 BJ	1,290 J	863 J	66.8 BJ
PCB-23	ng/kg	0.699 UJ [0.694 UJ]	3.49 UJ	3.48 UJ	3.49 UJ	0.697 UJ
PCB-24	ng/kg	0.998 UJ [7.19 J]	7.72 J	7.81 J	7.44 J	1.34 J
PCB-25	ng/kg	151 J [204 J]	78.4 J	191 J	121 J	10.9 J
PCB-26/29	ng/kg	1,030 EJ [1,260 EJ]	1,140 J	2,090 J	1,330 J	250 J
PCB-27	ng/kg	40.5 J [56.2 J]	49.8 J	65.5 J	37.4 J	7.51 J
PCB-31	ng/kg	2,500 EJ [3,320 EJ]	3,170 BEJ	3,070 EJ	3,780 EJ	635 BEJ
PCB-32	ng/kg	365 EJ [472 EJ]	369 BJ	640 J	273 J	50.6 BJ
PCB-34	ng/kg	21.1 J [25.4 J]	11.6 J	29.8 J	22.3 J	1.99 UJ
PCB-35	ng/kg	0.898 UJ [0.893 UJ]	4.49 UJ	4.47 UJ	4.49 UJ	0.896 UJ
PCB-36	ng/kg	0.798 UJ [0.794 UJ]	3.99 UJ	3.98 UJ	3.99 UJ	0.796 UJ
PCB-37	ng/kg	114 J [127 J]	112 J	344 J	225 J	109 J
PCB-38	ng/kg	18.1 J [24.4 J]	19.3 J	73.8 J	32.1 J	9.3 J

Table C-1
American Eel (Whole Body) Analytical Results

Location ID: / Date Analyzed:	Units	NB03WAEN-COMP05 10/08/15	NB03WAEN-COMP06 10/01/15	NB03WAES-COMP01 10/08/15	NB03WAES-COMP02 10/08/15	NB03WAES-COMP03 10/01/15
PCB-39	ng/kg	0.798 UJ [0.794 UJ]	3.99 UJ	4.46 J	3.99 UJ	0.796 UJ
PCB-40/71	ng/kg	755 J [1,350 EJ]	1,220 J	1,880 J	1,130 J	223 J
PCB-41	ng/kg	4.19 UJ [4.17 UJ]	21 UJ	R	R	4.18 UJ
PCB-42	ng/kg	3,050 EJ [4,890 EJ]	4,240 EJ	7,970 EJ	R	589 J
PCB-43	ng/kg	1.4 UJ [1.39 UJ]	55.8 J	138 J	64.9 J	16.4 J
PCB-44/47/65	ng/kg	24,800 EJ [40,000 EJ]	40,400 EJ	59,800 EJ	27,700 EJ	11,100 EJ
PCB-45	ng/kg	157 J [364 J]	243 J	392 J	380 J	31.5 J
PCB-46	ng/kg	31.9 J [57.3 J]	48.1 J	61.6 J	45.6 J	6.92 J
PCB-48	ng/kg	1.4 UJ [77.6 J]	67.6 J	128 J	73.2 J	12.6 J
PCB-49/69	ng/kg	6,810 EJ [9,700 EJ]	5,870 J	13,500 EJ	7,500 EJ	772 J
PCB-50/53	ng/kg	386 J [604 J]	404 J	600 J	592 J	48 J
PCB-51	ng/kg	269 J [390 J]	270 J	226 J	162 J	22.1 J
PCB-52	ng/kg	23,300 BEJ [36,300 BEJ]	43,900 BEJ	89,000 BEJ	36,400 BEJ	11,400 BEJ
PCB-54	ng/kg	36.4 J [46 J]	6.99 UJ	6.96 UJ	6.98 UJ	1.87 J
PCB-55	ng/kg	1.2 UJ [1.19 UJ]	36.6 J	R	R	11.8 J
PCB-56	ng/kg	409 J [570 J]	119 J	R	R	21 J
PCB-57	ng/kg	1.1 UJ [1.09 UJ]	33.8 J	R	R	11.8 J
PCB-58	ng/kg	194 J [187 J]	107 J	R	R	38.4 J
PCB-60	ng/kg	1,690 EJ [2,320 EJ]	3,570 EJ	12,900 EJ	4,640 EJ	1,720 EJ
PCB-61/70/74/76	ng/kg	9,440 EJ [13,300 EJ]	16,100 EJ	30,000 EJ	13,900 EJ	7,040 EJ
PCB-62/75	ng/kg	1,970 EJ [3,100 EJ]	4,270 J	7,140 J	3,410 J	1,040 J
PCB-63	ng/kg	572 J [760 EJ]	769 J	R	R	322 J
PCB-64	ng/kg	1.3 UJ [19,100 EJ]	18,400 EJ	R	20,700 EJ	5,830 EJ
PCB-66	ng/kg	16,900 BEJ [25,700 BEJ]	26,200 BEJ	R	R	11,700 BEJ
PCB-67	ng/kg	86.9 J [99.1 J]	98.5 J	R	117 J	16.6 J
PCB-68	ng/kg	1.4 UJ [172 J]	171 J	R	R	63 J
PCB-72	ng/kg	1.3 UJ [350 J]	230 J	622 J	R	91.3 J
PCB-73	ng/kg	1.4 UJ [1.39 UJ]	6.99 UJ	62 J	38.3 J	9.57 J
PCB-77	ng/kg	17.8 J [26.2 J]	36.7 J	112 J	49.5 J	66 J
PCB-78	ng/kg	1.6 UJ [1.59 UJ]	7.98 UJ	7.95 UJ	7.98 UJ	1.59 UJ
PCB-79	ng/kg	95.6 J [97.7 J]	99.4 J	445 J	152 J	21.9 J
PCB-80	ng/kg	1.1 UJ [1.09 UJ]	5.49 UJ	R	5.48 UJ	1.09 UJ
PCB-81	ng/kg	1.8 UJ [1.79 UJ]	10.2 J	36.2 J	8.97 UJ	1.79 UJ
PCB-82	ng/kg	602 EJ [910 EJ]	946 J	1,690 J	R	226 J
PCB-83	ng/kg	2.89 UJ [1,290 EJ]	1,530 J	R	R	457 J
PCB-84	ng/kg	1,390 EJ [2,530 EJ]	3,070 EJ	5,880 EJ	2,900 J	588 J
PCB-85/116/117	ng/kg	4,530 EJ [7,010 EJ]	9,770 EJ	22,500 EJ	10,600 EJ	4,800 EJ
PCB-86/87/97/109/119/125	ng/kg	5,870 EJ [8,580 EJ]	9,210 J	19,600 EJ	8,510 J	2,260 J
PCB-88	ng/kg	2.2 UJ [2.18 UJ]	11 UJ	10.9 UJ	11 UJ	2.19 UJ
PCB-89	ng/kg	6.46 J [8.78 J]	6.49 UJ	6.46 UJ	6.48 UJ	1.55 J
PCB-90/101/113	ng/kg	15,500 EJ [23,900 EJ]	15,400 BEJ	32,500 EJ	R	5,070 BEJ
PCB-91	ng/kg	1,830 EJ [2,820 EJ]	2,360 J	6,550 EJ	2,750 J	584 J
PCB-92	ng/kg	4,450 EJ [6,560 EJ]	6,220 EJ	R	R	2,100 EJ
PCB-93/100	ng/kg	1,430 EJ [2,360 EJ]	2,400 J	1,200 J	727 J	453 J

Table C-1
American Eel (Whole Body) Analytical Results

Location ID: / Date Analyzed:	Units	NB03WAEN-COMP05 10/08/15	NB03WAEN-COMP06 10/01/15	NB03WAES-COMP01 10/08/15	NB03WAES-COMP02 10/08/15	NB03WAES-COMP03 10/01/15
PCB-94	ng/kg	20.2 J [34.3 J]	26.6 J	48.5 J	22.4 J	4.64 J
PCB-95	ng/kg	6,010 EJ [7,850 EJ]	8,820 EJ	23,700 EJ	9,070 EJ	1,740 EJ
PCB-96	ng/kg	14.8 J [26 J]	21.5 J	25.2 J	15.6 J	2.62 J
PCB-98/102	ng/kg	81.7 J [7.64 UJ]	65.2 J	175 J	92.1 J	15.8 J
PCB-99	ng/kg	19,900 EJ [29,700 EJ]	34,800 EJ	R	R	18,100 EJ
PCB-103	ng/kg	1.1 UJ [72 J]	13.6 J	35.4 J	18 J	1.85 J
PCB-104	ng/kg	3.13 J [3.97 J]	6.99 UJ	6.96 UJ	6.98 UJ	1.39 UJ
PCB-105	ng/kg	11,400 EJ [17,000 EJ]	14,000 EJ	43,400 EJ	20,300 EJ	11,200 EJ
PCB-106	ng/kg	1.7 UJ [1.69 UJ]	8.48 UJ	8.45 UJ	8.47 UJ	1.69 UJ
PCB-107	ng/kg	358 J [476 J]	843 J	2,560 J	1,020 J	385 J
PCB-108/124	ng/kg	98.3 J [132 J]	102 J	415 J	157 J	41 J
PCB-110/115	ng/kg	22,900 EJ [37,700 EJ]	31,900 EJ	68,500 EJ	31,700 EJ	16,000 EJ
PCB-111	ng/kg	51.8 J [71.3 J]	79.5 J	62.9 J	47.4 J	41 J
PCB-112	ng/kg	1.4 UJ [1.39 UJ]	66.6 J	R	R	75.9 J
PCB-114	ng/kg	501 J [678 EJ]	871 J	2,880 J	1,360 J	545 J
PCB-118	ng/kg	37,300 EJ [58,200 EJ]	44,200 EJ	90,100 EJ	42,700 EJ	37,800 EJ
PCB-120	ng/kg	171 J [228 J]	278 J	272 J	170 J	134 J
PCB-121	ng/kg	34.7 J [48.8 J]	54.8 J	34.3 J	27.6 J	17.8 J
PCB-122	ng/kg	33.4 J [46.4 J]	71.5 J	287 J	105 J	25.6 J
PCB-123	ng/kg	782 EJ [1,040 EJ]	905 J	2,970 J	1,180 J	531 J
PCB-126	ng/kg	1.6 UJ [1.59 UJ]	42.9 J	133 J	R	24.3 J
PCB-127	ng/kg	30.6 J [48.8 J]	53.5 J	94.4 J	72.2 J	32.8 J
PCB-128/166	ng/kg	3,960 EJ [5,940 EJ]	5,980 J	10,500 EJ	6,250 EJ	4,330 EJ
PCB-129/138/163	ng/kg	41,000 EJ [65,100 EJ]	50,900 EJ	80,000 EJ	54,000 EJ	45,500 EJ
PCB-130	ng/kg	1,790 EJ [2,680 EJ]	2,120 J	R	R	1,560 EJ
PCB-131	ng/kg	73.2 J [116 J]	60.1 J	R	R	11.8 J
PCB-132	ng/kg	2,110 EJ [3,330 EJ]	3,520 EJ	R	R	880 EJ
PCB-133	ng/kg	R [R]	1,210 J	1,380 J	1,020 J	717 EJ
PCB-134	ng/kg	989 EJ [1,630 EJ]	1,300 J	R	R	575 J
PCB-135/151	ng/kg	2,240 EJ [3,340 EJ]	4,110 J	5,490 J	2,630 J	1,490 EJ
PCB-136	ng/kg	496 J [867 EJ]	835 J	1,370 J	868 J	205 J
PCB-137	ng/kg	1,010 EJ [1,580 EJ]	2,130 J	R	R	1,530 EJ
PCB-139/140	ng/kg	557 J [820 J]	929 J	R	R	483 J
PCB-141	ng/kg	2,840 EJ [4,150 EJ]	3,290 EJ	5,990 EJ	4,100 EJ	2,010 EJ
PCB-142	ng/kg	1.7 UJ [1.69 UJ]	8.48 UJ	R	R	1.69 UJ
PCB-143	ng/kg	3.29 UJ [3.27 UJ]	16.5 UJ	R	R	3.28 UJ
PCB-144	ng/kg	128 J [196 J]	128 J	R	R	23.7 J
PCB-145	ng/kg	1.6 UJ [1.59 UJ]	7.98 UJ	7.95 UJ	7.98 UJ	1.59 UJ
PCB-146	ng/kg	7,980 EJ [11,700 EJ]	R	R	R	7,340 EJ
PCB-147/149	ng/kg	14,200 EJ [22,200 EJ]	15,900 BEJ	R	R	6,620 BEJ
PCB-148	ng/kg	R [R]	249 J	R	R	81.2 J
PCB-150	ng/kg	10.6 J [16 J]	7.49 UJ	7.46 UJ	7.48 UJ	1.49 UJ
PCB-152	ng/kg	1.4 UJ [1.39 UJ]	6.99 UJ	6.96 UJ	6.98 UJ	1.39 UJ
PCB-153/168	ng/kg	55,300 BEJ [85,400 BEJ]	62,000 BEJ	R	R	57,200 BEJ

Table C-1
American Eel (Whole Body) Analytical Results

Location ID: / Date Analyzed:	Units	NB03WAEN-COMP05 10/08/15	NB03WAEN-COMP06 10/01/15	NB03WAES-COMP01 10/08/15	NB03WAES-COMP02 10/08/15	NB03WAES-COMP03 10/01/15
PCB-154	ng/kg	987 EJ [1,460 EJ]	1,920 J	R	R	609 EJ
PCB-155	ng/kg	490 J [699 EJ]	767 J	358 J	442 J	213 J
PCB-156/157	ng/kg	3,070 EJ [4,350 EJ]	3,730 J	8,010 EJ	4,890 J	3,460 EJ
PCB-158	ng/kg	3,130 EJ [4,490 EJ]	4,750 EJ	R	R	3,070 EJ
PCB-159	ng/kg	1.4 UJ [1.39 UJ]	6.99 UJ	6.96 UJ	6.98 UJ	1.39 UJ
PCB-160	ng/kg	6.29 UJ [6.25 UJ]	31.4 UJ	R	R	6.27 UJ
PCB-161	ng/kg	1.3 UJ [1.29 UJ]	10.3 J	R	R	1.29 UJ
PCB-162	ng/kg	250 J [1.29 UJ]	232 J	451 J	332 J	207 J
PCB-164	ng/kg	1,500 EJ [2,110 EJ]	1,790 J	R	R	926 EJ
PCB-165	ng/kg	41.7 J [60.3 J]	R	R	R	34.7 J
PCB-167	ng/kg	R [R]	1,490 J	R	R	1,430 EJ
PCB-169	ng/kg	1.5 UJ [1.49 UJ]	7.49 UJ	7.46 UJ	7.48 UJ	1.49 UJ
PCB-170	ng/kg	5,720 EJ [8,340 EJ]	7,560 EJ	11,200 EJ	7,720 EJ	4,960 EJ
PCB-171/173	ng/kg	2,170 EJ [3,200 EJ]	R	R	R	1,690 EJ
PCB-172	ng/kg	1,380 EJ [1,950 EJ]	1,530 J	R	R	1,170 EJ
PCB-174	ng/kg	1,840 EJ [2,780 EJ]	2,380 J	R	R	975 J
PCB-175	ng/kg	358 J [518 J]	469 J	R	R	320 J
PCB-176	ng/kg	100 J [148 J]	88.6 J	R	R	17.9 J
PCB-177	ng/kg	4,710 EJ [7,060 EJ]	R	R	R	3,360 EJ
PCB-178	ng/kg	R [R]	3,550 EJ	R	R	2,460 EJ
PCB-179	ng/kg	793 EJ [1,210 EJ]	1,030 J	1,290 J	805 J	453 J
PCB-180/193	ng/kg	21,400 EJ [31,900 EJ]	27,300 EJ	30,100 EJ	23,500 EJ	20,200 EJ
PCB-181	ng/kg	78.3 J [111 J]	R	R	R	83.6 J
PCB-182	ng/kg	R [R]	96.2 J	R	R	55.3 J
PCB-183/185	ng/kg	6,680 EJ [9,860 EJ]	9,510 EJ	R	R	6,420 EJ
PCB-184	ng/kg	56.5 J [89.3 J]	76 J	53.7 J	52.2 J	41.8 J
PCB-186	ng/kg	1.5 UJ [1.49 UJ]	7.49 UJ	R	R	1.49 UJ
PCB-187	ng/kg	17,500 EJ [26,400 EJ]	21,800 EJ	R	R	18,100 EJ
PCB-188	ng/kg	94.7 J [136 J]	113 J	73.5 J	75.9 J	38.9 J
PCB-189	ng/kg	262 J [380 J]	267 J	444 J	279 J	259 J
PCB-190	ng/kg	1,610 EJ [2,290 EJ]	2,230 J	2,800 J	2,060 J	1,180 EJ
PCB-191	ng/kg	347 J [501 J]	493 J	R	R	283 J
PCB-192	ng/kg	6.19 J [8.85 J]	6.49 UJ	R	R	4.14 J
PCB-194	ng/kg	3,130 EJ [4,470 EJ]	3,430 J	5,020 EJ	3,640 J	2,350 EJ
PCB-195	ng/kg	1,170 EJ [1,680 EJ]	1,170 J	2,110 J	1,680 J	777 J
PCB-196	ng/kg	1,870 EJ [2,610 EJ]	2,490 J	R	2,680 J	1,940 EJ
PCB-197/200	ng/kg	246 J [363 J]	300 J	R	341 J	252 J
PCB-198/199	ng/kg	5,450 EJ [7,810 EJ]	6,170 J	R	R	4,800 EJ
PCB-201	ng/kg	705 J [1,050 EJ]	711 J	835 J	701 J	596 J
PCB-202	ng/kg	2,200 EJ [3,130 EJ]	2,550 J	2,210 J	1,970 J	1,650 EJ
PCB-203	ng/kg	3,250 EJ [4,640 EJ]	3,880 J	5,530 EJ	R	3,630 EJ
PCB-204	ng/kg	7.38 J [12.4 J]	10.5 UJ	12 J	10.5 UJ	8.16 J
PCB-205	ng/kg	163 J [235 J]	146 J	309 J	219 J	123 J
PCB-206	ng/kg	2,290 EJ [3,310 EJ]	2,380 J	3,950 J	3,020 J	2,330 EJ

Table C-1
American Eel (Whole Body) Analytical Results

Location ID: / Date Analyzed:	Units	NB03WAEN-COMP05 10/08/15	NB03WAEN-COMP06 10/01/15	NB03WAES-COMP01 10/08/15	NB03WAES-COMP02 10/08/15	NB03WAES-COMP03 10/01/15
PCB-207	ng/kg	248 J [367 J]	274 J	395 J	335 J	265 J
PCB-208	ng/kg	858 J [1,260 EJ]	888 J	1,380 J	953 J	R
PCB-209	ng/kg	1,080 EJ [1,570 EJ]	1,120 J	1,900 J	1,390 J	1,060 EJ
TOTAL PCB CONGENERS (209)	ng/kg	470,000 J [738,000 J]	647,000 J	760,000 J	398,000 J	384,000 J
Semivolatiles						
1,2,4,5-TETRACHLOROBENZENE	ug/kg	320 U [320 U]	330 U	330 U	330 U	330 U
1,2-DIPHENYLHYDRAZINE	ug/kg	320 U [320 U]	330 U	330 U	330 U	330 U
1-METHYLNAPHTHALENE	ug/kg	2.7 U [2.7 U]	13 U	13 U	13 U	13 U
2,3,4,6-TETRACHLOROPHENOL	ug/kg	1,300 U [1,300 U]	1,300 U	1,300 U	1,300 U	1,300 U
2,4,5-TRICHLOROPHENOL	ug/kg	320 U [320 U]	330 U	330 U	330 U	330 U
2,4,6-TRICHLOROPHENOL	ug/kg	320 U [320 U]	330 U	330 U	330 U	330 U
2,4-DICHLOROPHENOL	ug/kg	320 U [320 U]	330 U	330 U	330 U	330 U
2,4-DIMETHYLPHENOL	ug/kg	320 U [320 U]	330 U	330 U	330 U	330 U
2,4-DINITROPHENOL	ug/kg	5,800 U [5,800 U]	6,000 U	5,900 U	5,900 U	6,000 U
2,4-DINITROTOLUENE	ug/kg	1,300 U [1,300 U]	1,300 U	1,300 U	1,300 U	1,300 U
2,6-DINITROTOLUENE	ug/kg	320 U [320 U]	330 U	330 U	330 U	330 U
2-CHLORONAPHTHALENE	ug/kg	130 U [130 U]	130 UJ	130 U	130 U	130 UJ
2-CHLOROPHENOL	ug/kg	320 U [320 U]	330 U	330 U	330 U	330 U
2-METHYLNAPHTHALENE	ug/kg	2.7 U [2.7 U]	13 U	13 U	13 U	13 U
2-METHYLPHENOL (O-CRESOL)	ug/kg	320 U [320 U]	330 U	330 U	330 U	330 U
2-NITROANILINE	ug/kg	320 U [320 U]	330 U	330 U	330 U	330 U
2-NITROPHENOL	ug/kg	320 U [320 U]	330 U	330 U	330 U	330 U
3,3'-DICHLOROBENZIDINE	ug/kg	1,900 U [1,900 U]	2,000 U	2,000 U	2,000 U	2,000 U
3-NITROANILINE	ug/kg	1,300 U [1,300 U]	1,300 U	1,300 U	1,300 U	1,300 U
4,6-DINITRO-2-METHYLPHENOL	ug/kg	3,200 U [3,200 U]	3,300 U	3,300 U	3,300 U	3,300 U
4-BROMOPHENYL PHENYL ETHER	ug/kg	320 U [320 U]	330 U	330 U	330 U	330 U
4-CHLORO-3-METHYLPHENOL	ug/kg	320 U [320 U]	330 U	330 U	330 U	330 U
4-CHLOROANILINE	ug/kg	650 U [650 U]	670 U	660 U	660 U	670 U
4-CHLOROPHENYL PHENYL ETHER	ug/kg	320 U [320 U]	330 U	330 U	330 U	330 U
4-METHYLPHENOL (P-CRESOL)	ug/kg	320 U [320 U]	330 U	330 U	330 U	330 U
4-NITROANILINE	ug/kg	1,300 U [1,300 U]	1,300 U	1,300 U	1,300 U	1,300 U
4-NITROPHENOL	ug/kg	3,200 U [3,200 U]	3,300 U	3,300 U	3,300 U	3,300 U
ACENAPHTHENE	ug/kg	17 [26 J+]	20 J	13 U	13 U	13 U
ACENAPHTHYLENE	ug/kg	2.7 U [2.7 U]	13 U	13 U	13 U	13 U
ACETOPHENONE	ug/kg	320 U [320 U]	330 U	330 U	330 U	330 U
ANTHRACENE	ug/kg	2.7 U [2.7 U]	13 U	13 U	13 U	13 U
ATRAZINE	ug/kg	650 U [650 U]	670 U	660 U	660 U	670 U
BENZALDEHYDE	ug/kg	1,300 U [1,300 U]	1,300 U	1,300 U	1,300 U	1,300 U
BENZIDINE	ug/kg	14,000 U [14,000 U]	14,000 U	14,000 U	14,000 U	14,000 U
BENZO(A)ANTHRACENE	ug/kg	2.7 U [2.7 U]	13 U	13 U	13 U	13 U
BENZO(A)PYRENE	ug/kg	2.7 U [2.7 U]	13 U	13 U	13 U	13 U
BENZO(B)FLUORANTHENE	ug/kg	2.7 U [2.7 U]	13 U	13 U	13 U	13 U
BENZO(G,H,I)PERYLENE	ug/kg	3.7 J [2.7 U]	13 U	13 U	13 U	13 U
Benzo(j)+(k)Fluoranthene	ug/kg	2.7 U [2.7 U]	13 U	13 U	13 U	13 U

Table C-1
American Eel (Whole Body) Analytical Results

Location ID: / Date Analyzed:	Units	NB03WAEN-COMP05 10/08/15	NB03WAEN-COMP06 10/01/15	NB03WAES-COMP01 10/08/15	NB03WAES-COMP02 10/08/15	NB03WAES-COMP03 10/01/15
BENZO[E]PYRENE	ug/kg	2.7 U [2.7 U]	13 U	13 U	13 U	13 U
BENZOIC ACID	ug/kg	3,200 U [3,200 U]	3,300 U	3,300 U	3,300 U	3,300 U
BENZYL BUTYL PHTHALATE	ug/kg	1,300 U [1,300 U]	1,300 U	1,300 U	1,300 U	1,300 U
BIPHENYL (DIPHENYL)	ug/kg	320 U [320 U]	330 U	330 U	330 U	330 U
BIS(2-CHLOROETHOXY) METHANE	ug/kg	320 U [320 U]	330 U	330 U	330 U	330 U
BIS(2-CHLOROETHYL) ETHER (2-CHLOROETHYL ETHER)	ug/kg	320 U [320 U]	330 U	330 U	330 U	330 U
BIS(2-CHLOROISOPROPYL) ETHER	ug/kg	320 U [320 U]	330 U	330 U	330 U	330 U
BIS(2-ETHYLHEXYL) PHTHALATE	ug/kg	1,300 U [1,300 U]	1,300 U	1,300 U	1,300 U	1,300 U
C1-CHRYSENES	ug/kg	2.7 U [2.7 U]	13 U	13 U	13 U	13 U
C1-FLUORANTHENES/PYRENES	ug/kg	2.7 U [2.7 U]	13 U	13 U	13 U	13 U
C1-FLUORENES	ug/kg	2.7 U [2.7 U]	13 U	13 U	13 U	13 U
C1-NAPHTHALENES	ug/kg	2.7 U [3.5 J]	13 U	13 U	13 U	13 U
C1-PHENANTHRENE/ANTHRACENE	ug/kg	2.7 U [2.7 U]	13 U	13 U	13 U	13 U
C2-CHRYSENE	ug/kg	2.7 U [2.7 U]	13 U	13 U	13 U	13 U
C2-FLUORANTHENES/PYRENE	ug/kg	2.7 U [2.7 U]	13 U	13 U	13 U	13 U
C2-FLUORENES	ug/kg	2.7 U [2.7 U]	13 U	13 U	13 U	13 U
C2-NAPHTHALENES	ug/kg	3.5 J [5.9 J]	13 U	13 U	13 U	13 U
C2-PHENANTHRENE/ANTHRACENE	ug/kg	2.7 U [2.7 U]	13 U	13 U	13 U	13 U
C3-CHRYSENE	ug/kg	2.7 U [2.7 U]	13 U	13 U	13 U	13 U
C3-FLUORANTHENES/PYRENE	ug/kg	2.7 U [2.7 U]	13 U	13 U	13 U	13 U
C3-FLUORENES	ug/kg	2.7 U [2.7 U]	13 U	13 U	13 U	13 U
C3-NAPHTHALENES	ug/kg	3.4 J [2.7 U]	13 U	14 J	13 U	13 U
C3-PHENANTHRENE/ANTHRACENE	ug/kg	2.7 U [2.7 U]	13 U	13 U	13 U	13 U
C4-CHRYSENE	ug/kg	2.7 U [2.7 U]	13 U	13 U	13 U	13 U
C4-NAPHTHALENES	ug/kg	2.7 U [2.7 U]	13 U	13 U	13 U	13 U
C4-PHENANTHRENE/ANTHRACENE	ug/kg	2.7 U [2.7 U]	13 U	13 U	13 U	13 U
CAPROLACTAM	ug/kg	650 U [650 U]	670 U	660 U	660 U	670 U
CARBAZOLE	ug/kg	320 U [320 U]	330 U	330 U	330 U	330 U
CHRYSENE	ug/kg	2.7 U [2.7 U]	13 U	13 U	13 U	13 U
DIBENZ(A,H)ANTHRACENE	ug/kg	2.7 U [2.7 U]	13 U	13 U	13 U	13 U
DIBENZOFURAN	ug/kg	320 U [320 U]	330 U	330 U	330 U	330 U
DIETHYL PHTHALATE	ug/kg	1,300 U [1,300 U]	1,300 U	1,300 U	1,300 U	1,300 U
DIMETHYL PHTHALATE	ug/kg	1,300 U [1,300 U]	1,300 U	1,300 U	1,300 U	1,300 U
DI-N-BUTYL PHTHALATE	ug/kg	1,300 U [1,300 U]	1,300 U	1,300 U	1,300 U	1,300 U
DI-N-OCTYLPHTHALATE	ug/kg	1,300 U [1,300 U]	1,300 U	1,300 U	1,300 U	1,300 U
FLUORANTHENE	ug/kg	3.6 J [5.2 J]	13 U	15 J	13 U	13 U
FLUORENE	ug/kg	3.1 J [7.9 J+]	13 U	13 U	13 U	13 U
HEXACHLOROBUTADIENE	ug/kg	320 U [320 U]	330 U	330 U	330 U	330 U
HEXACHLOROCYCLOPENTADIENE	ug/kg	3,200 U [3,200 U]	3,300 U	3,300 U	3,300 U	3,300 U
HEXACHLOROETHANE	ug/kg	650 U [650 U]	670 U	660 U	660 U	670 U
INDENO(1,2,3-C,D)PYRENE	ug/kg	3.5 J [2.7 U]	13 U	13 U	13 U	13 U
ISOPHORONE	ug/kg	320 U [320 U]	330 U	330 U	330 U	330 U
NAPHTHALENE	ug/kg	2.9 J [3.8 J+]	13 U	96 J+	93 J+	13 U
NITROBENZENE	ug/kg	320 U [320 U]	330 U	330 U	330 U	330 U

Table C-1
American Eel (Whole Body) Analytical Results

Location ID: / Date Analyzed:	Units	NB03WAEN-COMP05 10/08/15	NB03WAEN-COMP06 10/01/15	NB03WAES-COMP01 10/08/15	NB03WAES-COMP02 10/08/15	NB03WAES-COMP03 10/01/15
N-NITROSODI-N-PROPYLAMINE	ug/kg	320 U [320 U]	330 U	330 U	330 U	330 U
N-NITROSODIPHENYLAMINE	ug/kg	320 U [320 U]	330 U	330 U	330 U	330 U
PENTACHLOROPHENOL	ug/kg	650 U [650 U]	670 U	660 U	660 U	670 U
PERYLENE	ug/kg	2.7 U [2.7 U]	13 U	13 U	13 U	13 U
PHENANTHRENE	ug/kg	3.9 J [3.9 J+]	13 U	13 U	13 U	13 U
PHENOL	ug/kg	320 U [320 U]	330 U	330 U	330 U	330 U
PYRENE	ug/kg	2.7 U [2.7 U]	13 U	13 U	14 J	13 U
PYRIDINE	ug/kg	1,300 U [1,300 U]	1,300 U	1,300 U	1,300 U	1,300 U
TOTAL HMW PAHs	ug/kg	10.8 J [5.2 J]	13 U	15 J	14 J	13 U
TOTAL LMW PAHs	ug/kg	26.9 J [41.6 J]	20 J	96 J	93 J	13 U
TOTAL PAHs	ug/kg	37.7 J [46.8 J]	20 J	111 J	107 J	13 U
Physical Parameters						
MOISTURE (WATER) CONTENT	%	267 [200]	253	250	270	261
PERCENT MOISTURE	%	72.7 [66.6]	71.6	71.5	72.9	72.3

Table C-1
American Eel (Whole Body) Analytical Results

Location ID: / Date Analyzed:	Units	NB03WAES-COMP04 10/08/15	NB03WAES-COMP05 12/07/15	NB03WAES-COMP06 10/08/15
Dioxins/Furans				
1,2,3,4,6,7,8-HEPTACHLORODIBENZOFURAN	ng/kg	2.58 JB	4.61 JB	1.63 JB
1,2,3,4,6,7,8-HEPTACHLORODIBENZO-P-DIOXIN	ng/kg	0.421 JB	1.58 JB	0.897 JB
1,2,3,4,7,8,9-HEPTACHLORODIBENZOFURAN	ng/kg	0.0542 U	0.0909 JBQ	0.0868 U
1,2,3,4,7,8-HEXACHLORODIBENZOFURAN	ng/kg	0.375 J	2.23 JB	1.42 J
1,2,3,4,7,8-HEXACHLORODIBENZO-P-DIOXIN	ng/kg	0.0668 JBQ	0.504 JBQ	0.31 JBQ
1,2,3,6,7,8-HEXACHLORODIBENZOFURAN	ng/kg	0.911 JB	2.45 JB	1.16 JB
1,2,3,6,7,8-HEXACHLORODIBENZO-P-DIOXIN	ng/kg	0.475 JB	3.01 JB	1.75 JB
1,2,3,7,8,9-HEXACHLORODIBENZOFURAN	ng/kg	0.0591 JBQ	0.127 JB	0.0509 JB
1,2,3,7,8,9-HEXACHLORODIBENZO-P-DIOXIN	ng/kg	0.0626 JQ	0.474 JB	0.326 J
1,2,3,7,8-PENTACHLORODIBENZOFURAN	ng/kg	0.468 JBQ	1.41 JB	1.75 JB
1,2,3,7,8-PENTACHLORODIBENZO-P-DIOXIN	ng/kg	0.251 JBQ	0.137 U	0.75 JBQ
2,3,4,6,7,8-HEXACHLORODIBENZOFURAN	ng/kg	0.0718 JBQ	0.601 JB	0.336 JB
2,3,4,7,8-PENTACHLORODIBENZOFURAN	ng/kg	1.11 JB	2.33 JB	2.53 JB
2,3,7,8-TETRACHLORODIBENZOFURAN	ng/kg	0.0662 U	0.293 JQ	0.12 JQ
2,3,7,8-TETRACHLORODIBENZO-P-DIOXIN	ng/kg	1.69 B	12.1	8.7 B
OCTACHLORODIBENZOFURAN	ng/kg	0.171 JBQ	0.274 JB	0.141 JB
OCTACHLORODIBENZO-P-DIOXIN	ng/kg	1.5 JBQ	2.61 JB	0.94 JBQ
PERCENT LIPIDS	%	1.5	13.2	8.8
Metals				
ALUMINUM	mg/kg	5.44 U	5.6 U	5.44 U
ANTIMONY	mg/kg	0.0641 U	0.0635 U	0.0641 U
ARSENIC	mg/kg	0.635	0.42	0.684
BARIUM	mg/kg	0.287 B	0.177 U	0.179 U
BERYLLIUM	mg/kg	0.0138 U	0.0137 U	0.0138 U
CADMIUM	mg/kg	0.0447 U	0.0442 U	0.0447 U
CALCIUM	mg/kg	3,310	1,410	817 J
CHROMIUM	mg/kg	0.0971 U	0.0962 U	0.0971 U
COBALT	mg/kg	0.0218 B	0.0192 U	0.0194 U
COPPER	mg/kg	0.767	0.853	0.61 J
IRON	mg/kg	33	21.5	14.6 B
LEAD	mg/kg	0.387	0.132 B	0.0502 J
MAGNESIUM	mg/kg	314	243	203
MANGANESE	mg/kg	1.7	0.981	0.318 B
MERCURY	ng/g	262	165	243
METHYL MERCURY	ng/g	293	188	238
NICKEL	mg/kg	0.681	0.181 U	0.183 U
POTASSIUM	mg/kg	2,940	2,730	2,960
SELENIUM	mg/kg	0.58	0.551	0.505
SILVER	mg/kg	0.0461 B	0.0226 B	0.0194 U
SODIUM	mg/kg	1,310	1,180	891
THALLIUM	mg/kg	0.0291 U	0.0288 U	0.0291 U
TITANIUM	mg/kg	0.165 U	0.272 B	0.165 U

Table C-1
American Eel (Whole Body) Analytical Results

Location ID: / Date Analyzed:	Units	NB03WAES-COMP04 10/08/15	NB03WAES-COMP05 12/07/15	NB03WAES-COMP06 10/08/15
VANADIUM	mg/kg	0.0952 B	0.038 B	0.0291 U
ZINC	mg/kg	40.5	27.1	25.1 J
Butyltins				
DIBUTYLTIN	ug/kg	1.2 U	1.2 U	R
MONOBUTYLTIN	ug/kg	20 UJCN	19 UCN	R
TETRA-N-BUTYLTIN	ug/kg	1.6 U	1.6 U	R
TRIBUTYLTIN	ug/kg	1.9	1.4 U	R
Aroclor PCBs				
AROCLOR 1016	ug/kg	7 U	36 U	36 U
AROCLOR 1221	ug/kg	9 U	46 U	45 U
AROCLOR 1232	ug/kg	16 U	79 U	79 U
AROCLOR 1242	ug/kg	6.4 U	33 U	33 U
AROCLOR 1248	ug/kg	6.4 U	33 U	33 U
AROCLOR 1254	ug/kg	110 PJ	1,000	700
AROCLOR 1260	ug/kg	160 PJN	420 PJ	410 PJN
AROCLOR 1262	ug/kg	6.4 U	33 U	33 U
AROCLOR 1268	ug/kg	6.4 U	33 U	33 U
TOTAL AROCLOR PCBs (SUM OF 7 AROCLORS)	ug/kg	270 J	1,420 J	1,110 J
TOTAL AROCLOR PCBs (SUM OF 9 AROCLORS)	ug/kg	270 J	1,420 J	1,110 J
Pesticides				
2,4'-DDD	pg/g	1,850 J	2,760	3,540 J
2,4'-DDE	pg/g	807 J	1,870 J	1,880 J
2,4'-DDT	pg/g	161 J	710	710 J
4,4'-DDD	pg/g	64,500 JD	162,000 D	125,000 JD
4,4'-DDE	pg/g	158,000 JBD	427,000 BD	260,000 JBD
4,4'-DDT	pg/g	9,760 JB	16,300	8,190 JB
ALDRIN	pg/g	9.16 UJ	60.5	51.6 J
ALPHA BHC	pg/g	21.7 J	149	102 J
ALPHA ENDOSULFAN	pg/g	57.4 UJ	57.4 U	57.4 UJ
BETA BHC	pg/g	25.9 J	178	177 J
BETA ENDOSULFAN	pg/g	58.3 UJ	58.3 U	58.3 UJ
CIS-CHLORDANE	pg/g	904 J	14,600	15,000 J
CIS-NONACHLOR	pg/g	2,480 J	10,200	11,800 J
DELTA BHC	pg/g	5.08 UJ	15.1 J	5.08 UJ
DIELDRIN	pg/g	2,890 J	18,700	20,900 JD
ENDOSULFAN SULFATE	pg/g	63.3 UJ	63.3 U	63.3 UJ
ENDRIN	pg/g	13.9 UJ	13.9 U	13.9 UJD
ENDRIN ALDEHYDE	pg/g	131 UJ	131 U	131 UJ
ENDRIN KETONE	pg/g	76 UJ	76 U	76 UJ
GAMMA BHC (LINDANE)	pg/g	12.7 J	67.8	78.1 J
HEPTACHLOR	pg/g	32.5 UJ	32.5 UJ	32.5 UJ
HEPTACHLOR EPOXIDE	pg/g	605 J	4,380	3,810 J
HEXACHLOROBENZENE	pg/g	1,760 JB	5,970 B	4,100 JB

Table C-1
American Eel (Whole Body) Analytical Results

Location ID: / Date Analyzed:	Units	NB03WAES-COMP04 10/08/15	NB03WAES-COMP05 12/07/15	NB03WAES-COMP06 10/08/15
METHOXYCHLOR	pg/g	38.9 UJ	38.9 UJ	38.9 UJ
MIREX	pg/g	220 J	358	495 J
OXYCHLORDANE	pg/g	2,860 J	11,100	10,700 J
TRANS-CHLORDANE	pg/g	738 J	3,970	6,020 J
TRANS-HEPTACHLOR EPOXIDE	pg/g	17 UJ	17 U	17 UJ
TRANS-NONACHLOR	pg/g	6,000 J	24,700 DJ	29,200 JD
TOTAL ALPHA + GAMMA CHLORDANE	pg/g	1,640 J	18,600	21,000 J
TOTAL DDT (2,4)	pg/g	2,820 J	5,340 J	6,130 J
TOTAL DDT (4,4)	pg/g	232,000 J	605,000	393,000 J
TOTAL DDT (2,4 & 4,4)	pg/g	235,000 J	611,000 J	399,000 J
PCB Congeners				
PCB-1	ng/kg	5.95 J	14.9	33.4 JB
PCB-2	ng/kg	1.06 J	3.41 U	7.7 J
PCB-3	ng/kg	3.57 J	5.36 U	29.7 JB
PCB-4	ng/kg	47.8 J	195	145 BJ
PCB-5	ng/kg	0.764 UJ	3.9 U	7.69 UJ
PCB-6	ng/kg	5.4 J	36	24.8 J
PCB-7	ng/kg	0.764 UJ	3.9 U	7.69 UJ
PCB-8	ng/kg	25.3 BJ	84.7 B	125 BJ
PCB-9	ng/kg	2.24 J	4.84 J	9.87 J
PCB-10	ng/kg	2.75 J	6.34 U	12.5 UJ
PCB-11	ng/kg	46.7 BJ	116 B	184 BJ
PCB-12/13	ng/kg	5.19 J	30.1	18.3 UJ
PCB-14	ng/kg	0.764 UJ	3.9 U	7.69 UJ
PCB-15	ng/kg	34.4 BJ	257 B	110 BJ
PCB-16	ng/kg	R	112	58.5 J
PCB-17	ng/kg	46.2 J	228	87.6 J
PCB-18/30	ng/kg	135 J	634 B	263 BJ
PCB-19	ng/kg	39 J	222	95.7 J
PCB-20/28	ng/kg	3,250 BEJ	21,200 E	18,000 BEJ
PCB-21/33	ng/kg	31.4 J	137	82.5 J
PCB-22	ng/kg	191 J	831	344 BJ
PCB-23	ng/kg	0.669 UJ	3.41 U	6.73 UJ
PCB-24	ng/kg	2.52 J	7.37 J	9.62 UJ
PCB-25	ng/kg	29.9 J	176	63.3 J
PCB-26/29	ng/kg	276 J	2,260	1,450 J
PCB-27	ng/kg	14.3 J	79.4	R
PCB-31	ng/kg	788 EJ	6,290 E	3,700 BEJ
PCB-32	ng/kg	103 J	583	261 BJ
PCB-34	ng/kg	5.43 J	22.9	12.5 J
PCB-35	ng/kg	1.7 J	4.39 U	8.65 UJ
PCB-36	ng/kg	0.764 UJ	3.9 U	7.69 UJ
PCB-37	ng/kg	32.1 J	331	238 J
PCB-38	ng/kg	2.93 J	39.9	48.3 J

Table C-1
American Eel (Whole Body) Analytical Results

Location ID: Date Analyzed:	Units	NB03WAES-COMP04 10/08/15	NB03WAES-COMP05 12/07/15	NB03WAES-COMP06 10/08/15
PCB-39	ng/kg	0.969 J	3.96 J	7.69 UJ
PCB-40/71	ng/kg	251 J	2,030	1,430 J
PCB-41	ng/kg	R	20.5 U	40.4 UJ
PCB-42	ng/kg	589 EJ	7,660 E	4,390 J
PCB-43	ng/kg	14.4 J	6.82 U	93.9 J
PCB-44/47/65	ng/kg	4,480 EJ	74,400 E	44,600 EJ
PCB-45	ng/kg	64.3 J	394	203 J
PCB-46	ng/kg	13.8 J	77.1	40 J
PCB-48	ng/kg	27.5 J	128	59.6 J
PCB-49/69	ng/kg	881 J	11,300 E	5,590 J
PCB-50/53	ng/kg	71.6 J	574	277 J
PCB-51	ng/kg	24.2 J	223	146 J
PCB-52	ng/kg	5,090 BEJ	101,000 BE	53,500 BEJ
PCB-54	ng/kg	2.81 J	6.82 U	13.5 UJ
PCB-55	ng/kg	R	64.3	51.9 J
PCB-56	ng/kg	R	356	146 J
PCB-57	ng/kg	R	88.4	78.4 J
PCB-58	ng/kg	R	251	181 J
PCB-60	ng/kg	681 EJ	15,600 E	8,330 EJ
PCB-61/70/74/76	ng/kg	3,160 EJ	52,300 E	31,700 EJ
PCB-62/75	ng/kg	522 J	8,590	5,040 J
PCB-63	ng/kg	R	3,090 E	1,490 J
PCB-64	ng/kg	R	42,800 E	19,600 EJ
PCB-66	ng/kg	R	79,900 E	53,400 BEJ
PCB-67	ng/kg	R	162	88.3 J
PCB-68	ng/kg	R	361	350 J
PCB-72	ng/kg	47.2 J	610	592 J
PCB-73	ng/kg	5 J	6.82 U	56.7 J
PCB-77	ng/kg	18.7 J	120	120 J
PCB-78	ng/kg	1.53 UJ	7.8 U	15.4 UJ
PCB-79	ng/kg	17.7 J	168	196 J
PCB-80	ng/kg	R	5.36 U	10.6 UJ
PCB-81	ng/kg	1.72 UJ	8.77 U	18.9 J
PCB-82	ng/kg	131 J	2,440	1,720 J
PCB-83	ng/kg	R	2,320	2,200 J
PCB-84	ng/kg	354 J	5,250 E	4,490 J
PCB-85/116/117	ng/kg	1,770 EJ	26,900 E	14,300 J
PCB-86/87/97/109/119/125	ng/kg	1,100 J	19,600 E	16,000 J
PCB-88	ng/kg	2.1 UJ	10.7 U	21.2 UJ
PCB-89	ng/kg	2 J	12.7 J	12.5 UJ
PCB-90/101/113	ng/kg	2,040 EJ	38,400 BE	31,800 BEJ
PCB-91	ng/kg	240 J	5,520 E	3,760 J
PCB-92	ng/kg	R	12,100 E	10,900 EJ
PCB-93/100	ng/kg	172 J	1,750	1,880 J

Table C-1
American Eel (Whole Body) Analytical Results

Location ID: / Date Analyzed:	Units	NB03WAES-COMP04 10/08/15	NB03WAES-COMP05 12/07/15	NB03WAES-COMP06 10/08/15
PCB-94	ng/kg	3.51 J	32.5	38.8 J
PCB-95	ng/kg	1,070 EJ	18,500 E	15,700 EJ
PCB-96	ng/kg	2.78 J	7.31 U	17 J
PCB-98/102	ng/kg	12.9 J	85.5 J	74.8 J
PCB-99	ng/kg	R	78,000 E	53,100 EJ
PCB-103	ng/kg	2.7 J	19.3 J	13.9 J
PCB-104	ng/kg	1.34 UJ	6.82 U	13.5 UJ
PCB-105	ng/kg	4,030 EJ	55,800 E	33,300 EJ
PCB-106	ng/kg	1.62 UJ	8.28 U	16.3 UJ
PCB-107	ng/kg	190 J	2,080	1,870 J
PCB-108/124	ng/kg	18.8 J	333	348 J
PCB-110/115	ng/kg	3,720 EJ	77,000 E	51,800 BEJ
PCB-111	ng/kg	18.7 J	113	114 J
PCB-112	ng/kg	R	74.6	376 J
PCB-114	ng/kg	221 J	3,860 E	2,250 J
PCB-118	ng/kg	12,300 EJ	133,000 E	106,000 BEJ
PCB-120	ng/kg	45.1 J	449	484 J
PCB-121	ng/kg	7.16 J	67.6	62 J
PCB-122	ng/kg	10.6 J	151	187 J
PCB-123	ng/kg	200 J	3,210 E	2,240 J
PCB-126	ng/kg	8.07 J	120	R
PCB-127	ng/kg	16.3 J	139	R
PCB-128/166	ng/kg	2,070 EJ	13,800 E	9,790 J
PCB-129/138/163	ng/kg	19,500 EJ	106,000 E	82,300 EJ
PCB-130	ng/kg	R	4,910 E	3,520 J
PCB-131	ng/kg	R	118	109 J
PCB-132	ng/kg	R	6,560 E	7,000 EJ
PCB-133	ng/kg	498 J	2,110	2,180 J
PCB-134	ng/kg	R	2,330	2,040 J
PCB-135/151	ng/kg	458 J	8,680 E	7,120 J
PCB-136	ng/kg	81.6 J	1,690	1,430 J
PCB-137	ng/kg	R	5,720 E	3,440 J
PCB-139/140	ng/kg	R	1,770	1,200 J
PCB-141	ng/kg	900 EJ	10,200 E	4,800 J
PCB-142	ng/kg	R	8.28 U	16.3 UJ
PCB-143	ng/kg	R	16.1 U	31.7 UJ
PCB-144	ng/kg	R	335	252 J
PCB-145	ng/kg	1.53 UJ	7.8 U	15.4 UJ
PCB-146	ng/kg	R	19,200 E	16,700 EJ
PCB-147/149	ng/kg	R	30,000 BE	26,500 BEJ
PCB-148	ng/kg	R	290	283 J
PCB-150	ng/kg	1.43 UJ	7.31 U	14.4 UJ
PCB-152	ng/kg	1.34 UJ	6.82 U	13.5 UJ
PCB-153/168	ng/kg	R	124,000 BE	118,000 BEJ

Table C-1
American Eel (Whole Body) Analytical Results

Location ID: Date Analyzed:	Units	NB03WAES-COMP04 10/08/15	NB03WAES-COMP05 12/07/15	NB03WAES-COMP06 10/08/15
PCB-154	ng/kg	R	2,140	1,940 J
PCB-155	ng/kg	140 J	1,000	770 J
PCB-156/157	ng/kg	1,880 EJ	13,000 E	9,810 J
PCB-158	ng/kg	R	10,200 E	6,800 EJ
PCB-159	ng/kg	3.79 J	6.82 U	13.5 UJ
PCB-160	ng/kg	R	30.7 U	60.6 UJ
PCB-161	ng/kg	R	6.34 U	12.5 UJ
PCB-162	ng/kg	25.3 J	770	613 J
PCB-164	ng/kg	R	3,300 E	1,940 J
PCB-165	ng/kg	R	80.9	102 J
PCB-167	ng/kg	R	R	4,280 J
PCB-169	ng/kg	2.18 J	12.9 J	14.4 UJ
PCB-170	ng/kg	3,240 EJ	14,900 E	9,230 EJ
PCB-171/173	ng/kg	R	4,540	3,480 J
PCB-172	ng/kg	R	3,020 E	1,590 J
PCB-174	ng/kg	R	4,160 E	1,940 J
PCB-175	ng/kg	R	891	748 J
PCB-176	ng/kg	R	218	217 J
PCB-177	ng/kg	R	8,960 E	7,110 EJ
PCB-178	ng/kg	R	5,700 E	5,110 J
PCB-179	ng/kg	121 J	2,310	2,510 J
PCB-180/193	ng/kg	12,500 EJ	49,800 E	36,500 EJ
PCB-181	ng/kg	R	213	140 J
PCB-182	ng/kg	R	133	80 J
PCB-183/185	ng/kg	R	16,400 E	14,500 EJ
PCB-184	ng/kg	26.2 J	89.1	109 J
PCB-186	ng/kg	R	7.31 U	14.4 UJ
PCB-187	ng/kg	R	40,400 E	33,100 EJ
PCB-188	ng/kg	17.8 J	117	188 J
PCB-189	ng/kg	157 J	744	605 J
PCB-190	ng/kg	893 EJ	3,950 E	2,790 J
PCB-191	ng/kg	R	863	627 J
PCB-192	ng/kg	R	6.34 U	12.5 UJ
PCB-194	ng/kg	1,950 EJ	6,880 E	4,790 J
PCB-195	ng/kg	637 J	2,280	1,240 J
PCB-196	ng/kg	R	4,900 EJ	3,010 J
PCB-197/200	ng/kg	R	563	503 J
PCB-198/199	ng/kg	R	11,700 E	7,650 J
PCB-201	ng/kg	341 J	1,320	1,360 BJ
PCB-202	ng/kg	1,330 EJ	4,050	5,310 J
PCB-203	ng/kg	2,100 EJ	8,880 E	5,950 J
PCB-204	ng/kg	4.54 J	11.8 J	20.2 UJ
PCB-205	ng/kg	84.1 J	354	245 J
PCB-206	ng/kg	1,650 EJ	5,440 E	4,030 J

Table C-1
American Eel (Whole Body) Analytical Results

Location ID: / Date Analyzed:	Units	NB03WAES-COMP04 10/08/15	NB03WAES-COMP05 12/07/15	NB03WAES-COMP06 10/08/15
PCB-207	ng/kg	179 J	518	395 J
PCB-208	ng/kg	623 J	2,100	1,680 J
PCB-209	ng/kg	858 J	2,770	1,910 BJ
TOTAL PCB CONGENERS (209)	ng/kg	101,000 J	1,500,000 J	1,080,000 J
Semivolatiles				
1,2,4,5-TETRACHLOROBENZENE	ug/kg	330 U	320 U	320 U
1,2-DIPHENYLHYDRAZINE	ug/kg	330 U	320 U	320 U
1-METHYLNAPHTHALENE	ug/kg	13 U	5.3 U	2.7 U
2,3,4,6-TETRACHLOROPHENOL	ug/kg	1,300 U	1,300 U	1,300 U
2,4,5-TRICHLOROPHENOL	ug/kg	330 U	320 U	320 U
2,4,6-TRICHLOROPHENOL	ug/kg	330 U	320 U	320 U
2,4-DICHLOROPHENOL	ug/kg	330 U	320 U	320 U
2,4-DIMETHYLPHENOL	ug/kg	330 U	320 U	320 U
2,4-DINITROPHENOL	ug/kg	5,900 U	5,800 U	5,800 U
2,4-DINITROTOLUENE	ug/kg	1,300 U	1,300 U	1,300 U
2,6-DINITROTOLUENE	ug/kg	330 U	320 U	320 U
2-CHLORONAPHTHALENE	ug/kg	130 U	130 U	130 U
2-CHLOROPHENOL	ug/kg	330 U	320 U	320 U
2-METHYLNAPHTHALENE	ug/kg	13 U	5.3 U	2.7 U
2-METHYLPHENOL (O-CRESOL)	ug/kg	330 U	320 U	320 U
2-NITROANILINE	ug/kg	330 U	320 U	320 U
2-NITROPHENOL	ug/kg	330 U	320 U	320 U
3,3'-DICHLOROBENZIDINE	ug/kg	2,000 U	1,900 U	1,900 U
3-NITROANILINE	ug/kg	1,300 U	1,300 U	1,300 U
4,6-DINITRO-2-METHYLPHENOL	ug/kg	3,300 U	3,200 U	3,200 U
4-BROMOPHENYL PHENYL ETHER	ug/kg	330 U	320 U	320 U
4-CHLORO-3-METHYLPHENOL	ug/kg	330 U	320 U	320 U
4-CHLOROANILINE	ug/kg	660 U	650 U	650 U
4-CHLOROPHENYL PHENYL ETHER	ug/kg	330 U	320 U	320 U
4-METHYLPHENOL (P-CRESOL)	ug/kg	900	320 U	320 U
4-NITROANILINE	ug/kg	1,300 U	1,300 U	1,300 U
4-NITROPHENOL	ug/kg	3,300 U	3,200 U	3,200 U
ACENAPHTHENE	ug/kg	13 U	26	6.9
ACENAPHTHYLENE	ug/kg	13 U	5.3 U	2.7 U
ACETOPHENONE	ug/kg	330 U	320 U	320 U
ANTHRACENE	ug/kg	13 U	5.3 U	2.7 U
ATRAZINE	ug/kg	660 U	650 U	650 U
BENZALDEHYDE	ug/kg	1,300 U	1,300 U	1,300 U
BENZIDINE	ug/kg	14,000 U	14,000 U	14,000 U
BENZO(A)ANTHRACENE	ug/kg	13 U	5.3 U	2.7 U
BENZO(A)PYRENE	ug/kg	13 U	5.3 U	2.7 U
BENZO(B)FLUORANTHENE	ug/kg	13 U	5.3 U	2.7 U
BENZO(G,H,I)PERYLENE	ug/kg	13 U	5.3 U	2.7 U
Benzo(j)+(k)Fluoranthene	ug/kg	13 U	5.3 U	2.7 U

Table C-1
American Eel (Whole Body) Analytical Results

Location ID: / Date Analyzed:	Units	NB03WAES-COMP04 10/08/15	NB03WAES-COMP05 12/07/15	NB03WAES-COMP06 10/08/15
BENZO[E]PYRENE	ug/kg	13 U	5.3 U	2.7 U
BENZOIC ACID	ug/kg	3,300 U	3,200 U	3,200 U
BENZYL BUTYL PHTHALATE	ug/kg	1,300 U	1,300 U	1,300 U
BIPHENYL (DIPHENYL)	ug/kg	330 U	320 U	320 U
BIS(2-CHLOROETHOXY) METHANE	ug/kg	330 U	320 U	320 U
BIS(2-CHLOROETHYL) ETHER (2-CHLOROETHYL ETHER)	ug/kg	330 U	320 U	320 U
BIS(2-CHLOROISOPROPYL) ETHER	ug/kg	330 U	320 U	320 U
BIS(2-ETHYLHEXYL) PHTHALATE	ug/kg	1,300 U	1,300 U	1,300 U
C1-CHRYSENES	ug/kg	13 U	5.3 U	2.7 U
C1-FLUORANTHENES/PYRENES	ug/kg	13 U	5.3 U	2.7 U
C1-FLUORENES	ug/kg	13 U	5.3 U	2.7 U
C1-NAPHTHALENES	ug/kg	13 U	5.3 U	2.9 J
C1-PHENANTHRENE/ANTHRACENE	ug/kg	13 U	5.3 U	2.7 U
C2-CHRYSENE	ug/kg	13 U	5.3 U	2.7 U
C2-FLUORANTHENES/PYRENE	ug/kg	13 U	5.3 U	2.7 U
C2-FLUORENES	ug/kg	13 U	5.3 U	2.7 U
C2-NAPHTHALENES	ug/kg	13 U	5.8 J	3.8 J
C2-PHENANTHRENE/ANTHRACENE	ug/kg	13 U	5.3 U	2.7 U
C3-CHRYSENE	ug/kg	13 U	5.3 U	2.7 U
C3-FLUORANTHENES/PYRENE	ug/kg	13 U	5.3 U	2.7 U
C3-FLUORENES	ug/kg	13 U	5.3 U	2.7 U
C3-NAPHTHALENES	ug/kg	13 U	7.5 J	5.2 J
C3-PHENANTHRENE/ANTHRACENE	ug/kg	13 U	5.3 U	2.7 U
C4-CHRYSENE	ug/kg	13 U	5.3 U	2.7 U
C4-NAPHTHALENES	ug/kg	13 U	5.3 U	2.7 U
C4-PHENANTHRENE/ANTHRACENE	ug/kg	13 U	5.3 U	2.7 U
CAPROLACTAM	ug/kg	660 U	650 U	650 U
CARBAZOLE	ug/kg	330 U	320 U	320 U
CHRYSENE	ug/kg	13 U	5.3 U	2.7 U
DIBENZ(A,H)ANTHRACENE	ug/kg	13 U	5.3 U	2.7 U
DIBENZOFURAN	ug/kg	330 U	320 U	320 U
DIETHYL PHTHALATE	ug/kg	1,300 U	1,300 U	1,300 U
DIMETHYL PHTHALATE	ug/kg	1,300 U	1,300 U	1,300 U
DI-N-BUTYL PHTHALATE	ug/kg	1,300 U	1,300 U	1,300 U
DI-N-OCTYLPHTHALATE	ug/kg	1,300 U	1,300 U	1,300 U
FLUORANTHENE	ug/kg	13 U	12 J	4.2 J
FLUORENE	ug/kg	13 U	5.8 J	2.7 U
HEXACHLOROBUTADIENE	ug/kg	330 U	320 U	320 U
HEXACHLOROCYCLOPENTADIENE	ug/kg	3,300 U	3,200 U	3,200 U
HEXACHLOROETHANE	ug/kg	660 U	650 U	650 U
INDENO(1,2,3-C,D)PYRENE	ug/kg	13 U	5.3 U	2.7 U
ISOPHORONE	ug/kg	330 U	320 U	320 U
NAPHTHALENE	ug/kg	91	5.3 U	2.7 U
NITROBENZENE	ug/kg	330 U	320 U	320 U

Table C-1
American Eel (Whole Body) Analytical Results

Location ID: / Date Analyzed:	Units	NB03WAES-COMP04 10/08/15	NB03WAES-COMP05 12/07/15	NB03WAES-COMP06 10/08/15
N-NITROSODI-N-PROPYLAMINE	ug/kg	330 U	320 U	320 U
N-NITROSODIPHENYLAMINE	ug/kg	330 U	320 U	320 U
PENTACHLOROPHENOL	ug/kg	660 U	650 U	650 U
PERYLENE	ug/kg	13 U	5.3 U	2.7 U
PHENANTHRENE	ug/kg	13 U	14	2.7 U
PHENOL	ug/kg	330 U	320 U	320 U
PYRENE	ug/kg	13 U	7.5 J	2.7 U
PYRIDINE	ug/kg	1,300 U	1,300 U	1,300 U
TOTAL HMW PAHs	ug/kg	13 U	19.5 J	4.2 J
TOTAL LMW PAHs	ug/kg	91	45.8 J	6.9
TOTAL PAHs	ug/kg	91	65.3 J	11.1 J
Physical Parameters				
MOISTURE (WATER) CONTENT	%	385	235	202
PERCENT MOISTURE	%	79.4	70.2	66.9

Table C-1
American Eel (Whole Body) Analytical Results

Notes:

1. Totals were calculated using detected values only. If all analytes that make up a given total are non-detect, the total will be reported as the highest detection limit of the individual analytes and will be qualified with a "U" flag to indicate it is a non-detect.
2. Total PCB Congeners (209) = sum of 209 individual congener PCBs
3. Total Aroclor PCBs (Sum of 7 Aroclors) = sum of Aroclor-1016, Aroclor-1221, Aroclor-1232, Aroclor-1242, Aroclor-1248, Aroclor-1254, and Aroclor-1260
4. Total Aroclor PCBs (Sum of 9 Aroclors) = sum of Aroclor-1016, Aroclor-1221, Aroclor-1232, Aroclor-1242, Aroclor-1248, Aroclor-1254, Aroclor-1260, Aroclor-1262, and Aroclor-1268
5. Total Alpha + Gamma Chlordane = sum of alpha-Chlordane and gamma-Chlordane
6. Total DDT (2,4) = sum of 2,4'-DDD, 2,4'-DDE, and 2,4'-DDT
7. Total DDT (4,4) = sum of 4,4'-DDD, 4,4'-DDE, and 4,4'-DDT
8. Total DDT (2,4 & 4,4) = sum of 2,4'-DDD, 2,4'-DDE, 2,4'-DDT, 4,4'-DDD, 4,4'-DDE, and 4,4'-DDT
9. Total HMW PAHs = sum of fluoranthene, pyrene, benzo(a)anthracene, chrysene, benzo(b)fluoranthene, benzo(k)fluoranthene, benzo(a)pyrene, indeno(1,2,3-cd)pyrene, dibenzo(a,h)anthracene, and benzo(g,h,i)perylene.
10. Total LMW PAHs = sum of naphthalene, 2-methylnaphthalene, acenaphthylene, acenaphthene, fluorene, phenanthrene, and anthracene.
11. Total PAHs = sum of Total LMW PAHs and Total HMW PAHs.

DDD = dichlorodiphenyldichloroethane
DDE = dichlorodiphenyldichloroethylene
DDT = dichlorodiphenyltrichloroethane
HMW = high molecular weight
LMW = low molecular weight
PAH = polycyclic aromatic hydrocarbon
PCB = polychlorinated biphenyl

% = percent
mg/kg = milligrams per kilogram
ng/g = nanograms per gram
ng/kg = nanograms per kilogram
pg/g = picograms per gram
ug/kg = micrograms per kilogram

Table C-2
Atlantic Silverside (Whole Body) Analytical Results

Location ID: / Date Analyzed:	Units	NB03WASC012 08/22/15	NB03WASC013 09/15/15	NB03WASC031 09/15/15	NB03WASN026 09/15/15	NB03WASS004 09/10/15	NB03WASS005 09/10/15	NB03WASS007 09/16/15
Dioxins/Furans								
1,2,3,4,6,7,8-HEPTACHLORODIBENZOFURAN	ng/kg	0.884 JB	1.13 JB	1.05 JB	0.119 JBQ	1.1 JBQ	1.72 JBQ	0.9 JBQ
1,2,3,4,6,7,8-HEPTACHLORODIBENZO-P-DIOXIN	ng/kg	0.276 JB	0.309 JBQ	0.295 JBQ	0.0857 JBQ	0.34 JBQ	0.241 JB	0.16 JBQ
1,2,3,4,7,8,9-HEPTACHLORODIBENZOFURAN	ng/kg	0.0564 JBQ	0.141 JBQ	0.0909 JBQ	0.0808 JBQ	0.17 JBQ	0.17 U	0.221 JBQ
1,2,3,4,7,8-HEXACHLORODIBENZOFURAN	ng/kg	0.107 JB	0.128 JBQ	0.0833 JBQ	0.158 JB	0.11 JQ	0.112 J	0.067 JBQ
1,2,3,4,7,8-HEXACHLORODIBENZO-P-DIOXIN	ng/kg	0.0181 U	0.0415 JBQ	0.0295 U	0.0325 U	0.0795 JBQ	0.055 U	0.0282 U
1,2,3,6,7,8-HEXACHLORODIBENZOFURAN	ng/kg	0.358 JB	0.416 JBQ	0.337 JB	0.529 JBQ	0.62 JBQ	0.752 JB	0.373 JB
1,2,3,6,7,8-HEXACHLORODIBENZO-P-DIOXIN	ng/kg	0.0526 JBQ	0.0379 JQ	0.045 JQ	0.0353 JQ	0.0629 U	0.0635 JBQ	0.0445 JQ
1,2,3,7,8,9-HEXACHLORODIBENZOFURAN	ng/kg	0.0703 JBQ	0.0488 JBQ	0.0418 JB	0.0561 JB	0.121 JBQ	0.105 JBQ	0.0668 JBQ
1,2,3,7,8,9-HEXACHLORODIBENZO-P-DIOXIN	ng/kg	0.0391 JBQ	0.0311 U	0.047 JQ	0.0354 U	0.0707 JBQ	0.11 JBQ	0.0354 JQ
1,2,3,7,8-PENTACHLORODIBENZOFURAN	ng/kg	0.599 JB	0.766 JB	0.247 JB	0.947 JB	0.754 J	0.0707 U	0.651 JB
1,2,3,7,8-PENTACHLORODIBENZO-P-DIOXIN	ng/kg	0.537 JQ	0.104 U	0.132 JBQ	0.206 JBQ	0.791 JBQ	0.213 U	0.171 JBQ
2,3,4,6,7,8-HEXACHLORODIBENZOFURAN	ng/kg	0.0996 JB	0.0367 JB	0.0503 JBQ	0.0449 JBQ	0.0525 U	0.0479 U	0.0359 JB
2,3,4,7,8-PENTACHLORODIBENZOFURAN	ng/kg	0.621 JBQ	0.702 J	0.723 J	1.06 J	0.0556 U	1.14 JBQ	0.165 JQ
2,3,7,8-TETRACHLORODIBENZOFURAN	ng/kg	3.37 BC	4.46 C	3.81 C	4.45 C	4.79 C	4.19 C	3.92 C
2,3,7,8-TETRACHLORODIBENZO-P-DIOXIN	ng/kg	6.37	8 B	7.16 B	14.5 B	6.94 B	5.91 B	7.38 B
OCTACHLORODIBENZOFURAN	ng/kg	0.366 JB	0.372 JB	0.393 JBQ	0.163 JBQ	0.226 JBQ	0.188 JBQ	0.176 JBQ
OCTACHLORODIBENZO-P-DIOXIN	ng/kg	1.82 JB	2.52 JB	2.52 JB	0.818 JBQ	2.43 JB	1.85 JB	1.21 JBQ
PERCENT LIPIDS	%	1.2	1.7	1.3	1.4	1.6	1.7	1.3
Metals								
ALUMINUM	mg/kg	5.54 U	25.7	6 B	12.6 B	19.3 B	12.6 B	20.8
ANTIMONY	mg/kg	0.0653 U	0.0647 U	0.066 U	0.0635 U	0.0647 U	0.0653 U	0.0653 U
ARSENIC	mg/kg	0.668	0.447	0.33 B	0.423	0.639	0.846	0.597
BARIUM	mg/kg	0.549	0.655	0.445	0.55	0.7	0.454	0.529
BERYLLIUM	mg/kg	0.0141 U	0.0139 U	0.0142 U	0.0137 U	0.0139 U	0.0141 U	0.0141 U
CADMIUM	mg/kg	0.0455 U	0.0451 U	0.046 U	0.0442 U	0.0451 U	0.0455 U	0.0455 U
CALCIUM	mg/kg	9,610	12,100	9,410	11,600 J	10,900	13,100	13,300
CHROMIUM	mg/kg	0.297 B	0.206 B	0.1 U	0.0962 U	0.211 B	0.099 U	0.115 B
COBALT	mg/kg	0.0395 B	0.0433 B	0.02 U	0.0192 U	0.0306 B	0.0309 B	0.023 B
COPPER	mg/kg	0.0792 U	1.03	0.804	0.781	0.965	1.21	0.651
IRON	mg/kg	75.9	60.3	25.5	30.9	101	68.1	38.5
LEAD	mg/kg	0.399	0.279	0.154 B	0.124 B	0.355	0.426	0.199
MAGNESIUM	mg/kg	682	648	509	546	616	661	659
MANGANESE	mg/kg	4.86	6	3.72	2.56	5.87	6.3	3.3
MERCURY	ng/g	68.3	69	85.1	71.7	53.3	53	55.1
METHYL MERCURY	ng/g	62.7 J	176	145	110	82.9	76.6	122
NICKEL	mg/kg	0.186 U	0.184 U	0.188 U	0.181 U	0.184 U	0.186 U	0.186 U
POTASSIUM	mg/kg	3,660	3,140	3,380	3,390 J	3,510	3,840	3,610
SELENIUM	mg/kg	0.528	0.449	0.413	0.49	0.513	0.645	0.481
SILVER	mg/kg	0.0198 U	0.0216 B	0.02 U	0.0192 U	0.0196 U	0.0198 U	0.0198 U
SODIUM	mg/kg	1,940	1,700	1,330	1,510	1,540	1,810	1,640
THALLIUM	mg/kg	0.0297 U	0.0294 U	0.03 U	0.0288 U	0.0294 U	0.0297 U	0.0297 U
TITANIUM	mg/kg	1.82 B	1.17 B	0.426 B	0.448 B	0.167 U	0.168 U	0.781 B
VANADIUM	mg/kg	0.0907 B	0.0837 B	0.0628 B	0.0844 B	0.117	0.0972 B	0.0723 B
ZINC	mg/kg	39.3	37.4	34.9	37.7 J	42	46.7	41.9

Table C-2
Atlantic Silverside (Whole Body) Analytical Results

Location ID: / Date Analyzed:	Units	NB03WASC012 08/22/15	NB03WASC013 09/15/15	NB03WASC031 09/15/15	NB03WASN026 09/15/15	NB03WASS004 09/10/15	NB03WASS005 09/10/15	NB03WASS007 09/16/15
Butyltins								
DIBUTYLTIN	ug/kg	1.3 U	1.3 U	1.2 U	1.3 U	1.3 U	1.3 U	1.3 U
MONOBUTYLTIN	ug/kg	20 UCN	20 UCN	20 UCN	21 UCN	20 UCN	20 UCN	20 UCN
TETRA-N-BUTYLTIN	ug/kg	1.7 U	1.7 U	1.6 U	1.7 U	1.7 U	1.6 U	1.7 U
TRIBUTYLTIN	ug/kg	1.8	1.6	1.4 U	1.8	1.5 U	1.4 U	2.5
Aroclor PCBs								
AROCLOR 1016	ug/kg	35 U	7.2 U	36 U	36 U	35 U	35 U	36 U
AROCLOR 1221	ug/kg	45 U	9.2 U	46 U	46 U	45 U	45 U	46 U
AROCLOR 1232	ug/kg	78 U	16 U	80 U	80 U	78 U	78 U	80 U
AROCLOR 1242	ug/kg	32 U	6.6 U	33 U	33 U	32 U	32 U	33 U
AROCLOR 1248	ug/kg	32 U	6.6 U	33 U	33 U	530	32 U	33 U
AROCLOR 1254	ug/kg	360	160	33 U	270	610	710	320 PJ
AROCLOR 1260	ug/kg	48 UJ	9.8 U	49 U	49 U	48 U	48 U	49 U
AROCLOR 1262	ug/kg	32 U	27 J	33 U	62 J	32 U	32 U	33 U
AROCLOR 1268	ug/kg	32 U	6.6 U	33 U	33 U	32 U	32 U	33 U
TOTAL AROCLOR PCBs (SUM OF 7 AROCLORS)	ug/kg	360	160	80 U	270	1,140	710	320 J
TOTAL AROCLOR PCBs (SUM OF 9 AROCLORS)	ug/kg	360	187 J	80 U	332 J	1,140	710	320 J
Pesticides								
2,4'-DDD	pg/g	1,250 D	1,290	1,440	1,310	5,490	3,820	2,010
2,4'-DDE	pg/g	4,660 D	4,430	3,630	4,180 J	20,600	14,400	14,600
2,4'-DDT	pg/g	39.5 JD	33.3 J	98.6	42.7	164	196	72.2
4,4'-DDD	pg/g	11,800 D	12,800	15,200	11,700 J	50,200 D	37,700 D	31,100 D
4,4'-DDE	pg/g	55,300 BD	71,600 BD	74,600 BD	70,200 BDJ	176,000 BD	132,000 BDJ	177,000 BD
4,4'-DDT	pg/g	1,260 D	898 BJ	2,290 B	1,430 B	5,990 B	3,470 B	3,500 B
ALDRIN	pg/g	9.16 UD	9.16 U	9.16 U	9.16 U	9.16 U	9.16 U	2.9 J
ALPHA BHC	pg/g	13.9 JD	18.2 J	17.7 J	13.8 J	25.9 J	6.4 U	25.9 J
ALPHA ENDOSULFAN	pg/g	57.4 UD	57.4 U	57.4 U	57.4 U	57.4 U	57.4 U	57.4 U
BETA BHC	pg/g	11.1 UD	17.5 J	21.4 J	15.2 J	11.1 U	14.9 J	27.7 J
BETA ENDOSULFAN	pg/g	58.3 UD	58.3 U	58.3 U	58.3 U	58.3 U	58.3 U	58.3 U
CIS-CHLORDANE	pg/g	1,960 DJ	3,160	3,910	2,120 J	2,240	1,800	1,510
CIS-NONACHLOR	pg/g	2,290 D	3,450	4,640	2,750 J	2,510	2,040	2,910
DELTA BHC	pg/g	5.08 UD	5.08 U	5.08 U	5.08 U	5.08 U	5.08 U	5.08 U
DIELDRIN	pg/g	1,860 D	2,470	2,780	1,880 J	1,980	1,310	1,710
ENDOSULFAN SULFATE	pg/g	63.3 UD	63.3 U	63.3 U	63.3 U	63.3 U	39 J	63.3 U
ENDRIN	pg/g	13.9 UD	13.9 U	13.9 U	13.9 U	13.9 U	13.9 U	13.9 U
ENDRIN ALDEHYDE	pg/g	131 UD	R	R	131 U	131 U	131 U	131 U
ENDRIN KETONE	pg/g	76 UD	R	76 U	76 U	76 U	76 U	50.1 J
GAMMA BHC (LINDANE)	pg/g	9.18 JD	11.6 J	11.2 J	7.66 J	15.8 J	6.45 J	8.81 J
HEPTACHLOR	pg/g	32.5 UD	32.5 U	9.97 J	6.52 J	12.1 J	32.5 U	6.96 J
HEPTACHLOR EPOXIDE	pg/g	230 D	380	519	234	256	186	211
HEXACHLOROBENZENE	pg/g	292 BD	580 B	752 B	345 B	446 B	350 B	418 B
METHOXYCHLOR	pg/g	38.9 UDJ	R	38.9 UJ	38.9 UJ	38.9 U	38.9 UJ	38.9 UJ
MIREX	pg/g	77.1 JD	140 J	102 J	76.9 J	91.4	51.7	76.6
OXYCHLORDANE	pg/g	1,460 D	1,750	2,580	1,460 J	1,550	1,060	1,330
TRANS-CHLORDANE	pg/g	516 DJ	906	911	660	708	547	452
TRANS-HEPTACHLOR EPOXIDE	pg/g	649 D	526	1,290	644 J	671	437	844

Table C-2
Atlantic Silverside (Whole Body) Analytical Results

Location ID: / Date Analyzed:	Units	NB03WASC012 08/22/15	NB03WASC013 09/15/15	NB03WASC031 09/15/15	NB03WASN026 09/15/15	NB03WASS004 09/10/15	NB03WASS005 09/10/15	NB03WASS007 09/16/15
TRANS-NONACHLOR	pg/g	5,960 D	8,640	12,200	6,670 J	6,160	5,270	7,470
TOTAL ALPHA + GAMMA CHLORDANE	pg/g	2,480 J	4,070	4,820	2,780 J	2,950	2,350	1,960
TOTAL DDT (2,4)	pg/g	5,950 J	5,750 J	5,170	5,530 J	26,300	18,400	16,700
TOTAL DDT (4,4)	pg/g	68,400	85,300 J	92,100	83,300 J	232,000	173,000 J	212,000
TOTAL DDT (2,4 & 4,4)	pg/g	74,300 J	91,100 J	97,300	88,900 J	258,000	192,000 J	228,000
PCB Congeners								
PCB-1	ng/kg	16.5	0.968 U	0.999 U	0.962 U	89.8 B	44.6 B	1 U
PCB-2	ng/kg	3.4 U	0.678 U	0.699 U	0.673 U	3.37 U	3.43 U	0.7 U
PCB-3	ng/kg	5.34 U	1.06 U	1.1 U	1.06 U	5.29 U	7.03 JB	1.1 U
PCB-4	ng/kg	302	280	268	384 EJ	879	640	942 E
PCB-5	ng/kg	3.88 U	0.774 U	0.799 U	0.769 U	3.86 J	4.25 J	0.8 U
PCB-6	ng/kg	51	0.678 U	0.699 U	0.673 U	426	386	0.7 U
PCB-7	ng/kg	5.12 J	0.774 U	0.799 U	0.769 U	15	17.5	0.8 U
PCB-8	ng/kg	176 B	1.45 U	1.5 U	230 B	707	541	536 BE
PCB-9	ng/kg	10.8	0.678 U	0.699 U	0.673 U	35.5	28.8	0.7 U
PCB-10	ng/kg	30.5	36.5	31.1	41.8	62.6	62.5	51.3
PCB-11	ng/kg	58.5 B	3.29 U	3.4 U	3.27 U	61.2 B	62.9 B	3.4 U
PCB-12/13	ng/kg	10 J	1.84 U	1.9 U	1.83 U	20 J	25.6	1.9 U
PCB-14	ng/kg	3.88 U	0.774 U	0.799 U	0.769 U	3.85 U	3.92 U	0.8 U
PCB-15	ng/kg	20.9 J	1.55 U	1.6 U	1.54 U	49.8	97.8	143 B
PCB-16	ng/kg	623 B	623 E	647 E	927 EJ	1,110	1,210	765 E
PCB-17	ng/kg	1,250 B	1,220 E	1,280 E	1,700 EJ	3,230 BE	3,040 BE	1,780 E
PCB-18/30	ng/kg	2,020 B	1,980 BE	2,040 BE	2,910 BEJ	4,770 BE	4,960 BE	2,470 BE
PCB-19	ng/kg	252	245	259	338 E	655	659	457 E
PCB-20/28	ng/kg	7,680 BE	7,120 BE	7,120 BE	9,440 BEJ	20,600 BE	19,200 BE	8,890 BE
PCB-21/33	ng/kg	486	391	464	628 E	1,180	1,250	682 E
PCB-22	ng/kg	918	719 E	864 E	1,040 E	2,340 E	2,320 E	1,010 E
PCB-23	ng/kg	3.4 U	2.24	2.57	3.12	5.57 J	5.56 J	3.18
PCB-24	ng/kg	28.2	0.968 U	0.999 U	0.962 U	56.8	50.8	1 U
PCB-25	ng/kg	537	448 E	516 E	736 EJ	1,700 E	1,850 E	706 E
PCB-26/29	ng/kg	1,300	1,090 E	1,080 E	1,430 E	3,650 E	3,450 E	1,420 E
PCB-27	ng/kg	345	316 E	299	390 EJ	906	905	534 E
PCB-31	ng/kg	5,540 BE	4,500 E	4,880 E	6,040 EJ	14,100 E	12,400 E	5,930 E
PCB-32	ng/kg	1,110	1,060 E	1,080 E	1,390 EJ	3,390 E	3,180 E	1,670 E
PCB-34	ng/kg	25.3	19.6	26.2	43	71.7	68	43.8
PCB-35	ng/kg	4.37 U	0.871 U	0.899 U	0.865 U	5.02 J	5.14 J	0.9 U
PCB-36	ng/kg	3.88 U	0.774 U	0.799 U	0.769 U	3.85 U	3.92 U	0.8 U
PCB-37	ng/kg	134	81.2	78.5	90.1 J	212	337	131
PCB-38	ng/kg	20.6	8.77	8.85	9.69	19	24.8	7.29
PCB-39	ng/kg	34.8	16.5	18.2	19.8	55.2	66.2	24.1
PCB-40/71	ng/kg	2,900	2,730 E	2,880 E	3,410 EJ	10,000 E	11,900 E	3,490 E
PCB-41	ng/kg	258	243	303	266 J	943	1,070	386
PCB-42	ng/kg	3,990 E	3,880 E	4,220 E	4,770 EJ	11,900 E	12,500 E	4,470 E
PCB-43	ng/kg	439	459	485	578 EJ	1,290	1,300	631 E
PCB-44/47/65	ng/kg	16,000 BE	16,900 BE	16,100 BE	19,400 BEJ	44,900 E	49,100 E	18,300 BE
PCB-45	ng/kg	605	708 E	750 E	905 EJ	2,400	3,450 E	835 E
PCB-46	ng/kg	155	152	169	223	500	641	219

Table C-2
Atlantic Silverside (Whole Body) Analytical Results

Location ID: / Date Analyzed:	Units	NB03WASC012 08/22/15	NB03WASC013 09/15/15	NB03WASC031 09/15/15	NB03WASN026 09/15/15	NB03WASS004 09/10/15	NB03WASS005 09/10/15	NB03WASS007 09/16/15
PCB-48	ng/kg	912	937 E	1,020 E	1,110 EJ	3,530 E	3,530 E	1,320 E
PCB-49/69	ng/kg	13,200 E	14,900 BE	13,600 BE	16,800 BEJ	39,200 E	38,800 E	16,500 BE
PCB-50/53	ng/kg	1,240	1,360 E	1,440 E	1,790 EJ	3,810	4,550	1,730 E
PCB-51	ng/kg	616	681 E	836 E	1,030 EJ	1,690	1,700	901 E
PCB-52	ng/kg	20,900 BE	22,000 E	18,900 E	23,300 EJ	52,700 BE	54,100 BE	22,500 E
PCB-54	ng/kg	44	42.3	43.7	66.7	89.6	77.4	53.5
PCB-55	ng/kg	46.6	1.16 U	1.2 U	1.15 U	171	247	48.4
PCB-56	ng/kg	1,460	1,250 E	1,470 E	1,710 EJ	5,970 E	7,390 E	1,760 E
PCB-57	ng/kg	62.2	57.3	1.1 U	68.9	150	127	73.2
PCB-58	ng/kg	59.8	50.8	59	53.7	111	120	47
PCB-60	ng/kg	2,330	2,280 E	2,210 E	2,310 EJ	11,500 E	13,900 E	3,130 E
PCB-61/70/74/76	ng/kg	26,800 E	27,000 E	23,600 E	28,900 EJ	83,000 E	85,000 E	33,400 E
PCB-62/75	ng/kg	1,390	1,470	1,490	1,670 J	4,390	5,220	1,650
PCB-63	ng/kg	867	867 E	788 E	946 EJ	2,780	3,020 E	1,090 E
PCB-64	ng/kg	6,070 E	6,330 E	6,420 E	7,770 EJ	23,700 E	31,400 E	7,770 E
PCB-66	ng/kg	18,500 BE	18,900 BE	17,400 BE	20,700 BEJ	67,100 BE	75,100 BE	23,900 BE
PCB-67	ng/kg	199	171	190	206	577	647	208
PCB-68	ng/kg	255	266	244	279 J	468	432	267
PCB-72	ng/kg	414	430	386	430 J	784	751	426
PCB-73	ng/kg	55.2	1.36 U	1.4 U	1.35 U	85.7	125	69.1
PCB-77	ng/kg	185	159	181	R	808	985	R
PCB-78	ng/kg	7.77 U	1.55 U	1.6 U	1.54 U	7.69 U	7.84 U	1.6 U
PCB-79	ng/kg	248	180	1.1 U	151	350	452	148
PCB-80	ng/kg	5.34 U	1.06 U	1.5 J	1.06 U	5.29 U	5.39 U	1.1 U
PCB-81	ng/kg	32.1	26.9	24.5	30.5	134	157	37.3
PCB-82	ng/kg	1,750	1,790 E	1,600 E	1,530 EJ	5,140 E	6,520 E	1,790 E
PCB-83	ng/kg	1,380	1,220 E	1,180 E	1,180 EJ	2,720	3,560 E	1,250 E
PCB-84	ng/kg	2,040	1,890 E	1,720 E	1,880 EJ	4,690 E	6,620 E	1,840 E
PCB-85/116/117	ng/kg	6,220	6,550 E	5,250 E	5,450 EJ	15,000 E	19,100 E	6,520 E
PCB-86/87/97/109/119/125	ng/kg	16,700	17,000 E	12,700 E	13,100 EJ	33,900 E	42,100 E	15,100 E
PCB-88	ng/kg	10.7 U	2.13 U	3,170 E	2.12 U	25.1	45.7	2.2 U
PCB-89	ng/kg	96	81.9	88.6	105	385	518	119
PCB-90/101/113	ng/kg	38,500 E	38,000 BE	27,000 BE	29,700 BEJ	59,700 BE	74,000 BE	33,800 BE
PCB-91	ng/kg	3,760 E	3,950 E	3,370 E	3,880 EJ	8,550 E	11,200 E	3,820 E
PCB-92	ng/kg	6,550 E	7,000 BE	5,000 BE	5,560 BEJ	11,000 E	13,000 E	6,190 BE
PCB-93/100	ng/kg	913	895	771	916 J	1,080	1,200	673
PCB-94	ng/kg	111	1.26 U	105	131	236	291	114
PCB-95	ng/kg	13,800 E	14,700 E	11,900 E	R	R	29,300 E	R
PCB-96	ng/kg	67.4	58.5	59.9	77.7	195	281	69.2
PCB-98/102	ng/kg	193	182	178	192 J	675	937	245
PCB-99	ng/kg	24,000 BE	26,000 BE	18,700 BE	21,100 BEJ	42,900 E	52,600 E	22,800 BE
PCB-103	ng/kg	508	515	442	500 J	669	710	422
PCB-104	ng/kg	28.7	26.7	29.7	38.1	35.3	29	24.9
PCB-105	ng/kg	9,270 E	10,600 E	7,560 E	7,660 EJ	22,600 E	27,500 E	9,570 E
PCB-106	ng/kg	8.25 U	1.65 U	1.7 U	1.63 U	8.17 U	8.33 U	1.7 U
PCB-107	ng/kg	2,450	2,930 E	2,260 E	2,420 EJ	4,830 E	5,330 E	2,680 E
PCB-108/124	ng/kg	872	970	730	682 J	1,800	1,930	832

Table C-2
Atlantic Silverside (Whole Body) Analytical Results

Location ID: / Date Analyzed:	Units	NB03WASC012 08/22/15	NB03WASC013 09/15/15	NB03WASC031 09/15/15	NB03WASN026 09/15/15	NB03WASS004 09/10/15	NB03WASS005 09/10/15	NB03WASS007 09/16/15
PCB-110/115	ng/kg	31,400 E	29,300 BE	23,800 BE	24,700 BEJ	54,900 E	72,400 E	26,600 BE
PCB-111	ng/kg	40.8	46.2	45.5	46.4	51.3	56.2	46.6
PCB-112	ng/kg	63.7	1.36 U	1.4 U	1.35 U	205	213	1.4 U
PCB-114	ng/kg	670	782 E	545	597 EJ	1,900	2,120	787 E
PCB-118	ng/kg	35,000 BE	41,200 BE	26,300 BE	29,700 BEJ	63,800 E	72,800 E	34,800 BE
PCB-120	ng/kg	233	247	215	220 J	271	295	219
PCB-121	ng/kg	19.6 J	22	22	25.6	21 J	22.3 J	1.2 U
PCB-122	ng/kg	5.83 U	37.8	37.3	30.2	135	165	38.1
PCB-123	ng/kg	624	774 E	481	537 J	1,550	1,740	620 E
PCB-126	ng/kg	49	1.55 U	1.6 U	49.2 J	132	140	63.7
PCB-127	ng/kg	48.7	33.8	27.3	27	45.3	56.7	26.5
PCB-128/166	ng/kg	4,060	4,550 E	3,650 E	3,290 EJ	5,850 E	6,240 E	3,750 E
PCB-129/138/163	ng/kg	37,800 E	39,700 BE	32,600 BE	31,900 BEJ	47,600 E	50,200 E	34,800 BE
PCB-130	ng/kg	2,060	2,140 E	1,830 E	1,700 EJ	2,750	2,800	1,880 E
PCB-131	ng/kg	159	146	129	110	217	260	115
PCB-132	ng/kg	5,700 E	5,620 E	5,050 E	4,840 EJ	7,610 E	9,010 E	5,100 E
PCB-133	ng/kg	634	748 E	680 E	652 EJ	886	944	685 E
PCB-134	ng/kg	960	894 E	783 E	692 EJ	1,080	1,320	696 E
PCB-135/151	ng/kg	10,100 E	8,900 E	7,980 E	8,460 EJ	11,700 E	12,800 E	8,710 E
PCB-136	ng/kg	1,670	1,300 E	1,180 E	1,170 EJ	1,820	2,290	1,130 E
PCB-137	ng/kg	1,620	1,820 E	1,300 E	1,280 EJ	2,410	2,450	1,490 E
PCB-139/140	ng/kg	588	610	485	432 J	700	739	483
PCB-141	ng/kg	3,380 E	4,010 E	3,380 E	3,320 EJ	5,760 E	6,210 E	3,570 E
PCB-142	ng/kg	8.25 U	1.99 J	1.7 U	1.63 U	8.17 U	R	1.7 U
PCB-143	ng/kg	30.1 J	3.19 U	3.3 U	3.17 U	56.2	66	3.3 U
PCB-144	ng/kg	1,240	1,120 E	949 E	967 EJ	1,620	1,540	1,060 E
PCB-145	ng/kg	7.77 U	1.55 U	4.36 J	5.4	11.4 J	11.5 J	5.25
PCB-146	ng/kg	6,230 E	6,630 E	6,000 E	R	7,190 E	R	6,020 E
PCB-147/149	ng/kg	19,600 E	18,100 BE	17,100 BE	16,000 BEJ	21,400 BE	24,100 BE	16,100 BE
PCB-148	ng/kg	138	127	111	110	113	112	103
PCB-150	ng/kg	143	119	77.8	82.4	92.3	90.1	69
PCB-152	ng/kg	14.1 J	10.1	10.5	12.2	18.9 J	19.3 J	10.6
PCB-153/168	ng/kg	38,900 BE	41,200 BE	35,600 BE	35,700 BEJ	42,300 BE	46,500 BE	37,600 BE
PCB-154	ng/kg	1,920	1,820 E	938 E	939 EJ	867	957	825 E
PCB-155	ng/kg	234	296	249	277 J	224	178 J	191
PCB-156/157	ng/kg	2,880	3,410 E	2,670 E	2,660 EJ	4,610	4,960	2,870 E
PCB-158	ng/kg	2,910	3,320 E	2,650 E	2,400 EJ	4,170 E	4,200 E	2,810 E
PCB-159	ng/kg	6.8 U	1.36 U	1.4 U	1.35 U	7.48 J	11.3 J	1.4 U
PCB-160	ng/kg	30.6 U	6.1 U	6.29 U	6.06 U	32.2 J	33.5 J	6.3 U
PCB-161	ng/kg	6.85 J	1.26 U	1.3 U	1.25 U	6.25 U	R	1.3 U
PCB-162	ng/kg	6.31 U	R	R	226 J	R	R	R
PCB-164	ng/kg	1,580	1,550 E	1,520 E	1,230 EJ	2,040	2,070	1,420 E
PCB-165	ng/kg	33.4	33.5	32.4	R	36.4	R	31.8
PCB-167	ng/kg	1,160	1,420 E	1,240 E	1,100 EJ	1,750	1,870	1,220 E
PCB-169	ng/kg	7.28 U	1.45 U	1.5 U	1.44 U	7.21 U	7.35 U	1.5 U
PCB-170	ng/kg	3,480 E	4,130 E	5,190 E	4,670 EJ	6,380 E	7,560 E	4,490 E
PCB-171/173	ng/kg	1,460	1,550 E	1,750 E	R	1,870	R	1,550 E

Table C-2
Atlantic Silverside (Whole Body) Analytical Results

Location ID: / Date Analyzed:	Units	NB03WASC012 08/22/15	NB03WASC013 09/15/15	NB03WASC031 09/15/15	NB03WASN026 09/15/15	NB03WASS004 09/10/15	NB03WASS005 09/10/15	NB03WASS007 09/16/15
PCB-172	ng/kg	845	933 E	1,190 E	1,010 EJ	1,230	1,530	989 E
PCB-174	ng/kg	2,920 E	2,840 E	3,520 E	R	3,700 E	R	2,900 E
PCB-175	ng/kg	269	316	367	R	350	R	321
PCB-176	ng/kg	504	456	507	445 J	566	704	474
PCB-177	ng/kg	2,890	R	R	R	R	R	R
PCB-178	ng/kg	1,780	2,030 E	2,240 E	1,970 EJ	2,160	2,760	1,990 E
PCB-179	ng/kg	1,780	1,720 E	1,750 E	1,660 EJ	1,980	2,560	1,710 E
PCB-180/193	ng/kg	10,400 E	12,600 E	15,500 E	14,000 EJ	17,400 E	21,300 E	13,600 E
PCB-181	ng/kg	59.9	68.2	69.1	R	R	R	R
PCB-182	ng/kg	53.9	54.9	58.3	R	52.3	R	50.9
PCB-183/185	ng/kg	4,890	4,910 E	5,490 E	4,550 EJ	5,160	R	4,810 E
PCB-184	ng/kg	29.5	30.3	36	30	19.9 J	16.8 J	25.9
PCB-186	ng/kg	7.28 U	1.7 J	1.5 U	1.44 U	7.21 U	7.35 U	1.74 J
PCB-187	ng/kg	11,000 E	13,300 E	14,300 E	R	13,700 E	R	12,300 E
PCB-188	ng/kg	134	176	56.8	54.8	54.1	67.6	51.6
PCB-189	ng/kg	140	164	204	177	208	249	164
PCB-190	ng/kg	630	974 E	1,150 E	1,110 EJ	1,450	1,690	1,050 E
PCB-191	ng/kg	190	217	254	229 J	306	367	233
PCB-192	ng/kg	6.31 U	1.91 J	1.3 U	4.48 J	6.25 U	6.37 U	2.21 J
PCB-194	ng/kg	1,540	1,870 E	2,480 E	1,980 EJ	2,340	2,910	1,740 E
PCB-195	ng/kg	505	633	873	708 J	811	960	699
PCB-196	ng/kg	1,150	1,440 E	1,620 E	1,290 EJ	1,560	1,930	1,380 E
PCB-197/200	ng/kg	321	324	345	R	319	357	315
PCB-198/199	ng/kg	3,150	3,790 E	4,140 E	3,290 EJ	3,810	4,680	3,430 E
PCB-201	ng/kg	576	601	603	467 J	433	472	522
PCB-202	ng/kg	1,370	1,650 E	1,520 E	1,300 EJ	1,350	1,560	1,330 E
PCB-203	ng/kg	2,380	2,910 E	2,040 E	2,230 EJ	2,390	2,910	2,210 E
PCB-204	ng/kg	10.2 U	5.74	2.1 U	5.23	10.1 U	10.3 U	2.1 U
PCB-205	ng/kg	77.2	92.9	129	106	112	129	101
PCB-206	ng/kg	1,500	2,080 E	1,600 E	1,520 EJ	1,420	1,600	1,430 E
PCB-207	ng/kg	186	262	258	193	143	120	183
PCB-208	ng/kg	631	817	763	615 J	625	684	589
PCB-209	ng/kg	567	735	730	680 J	739	791	669
TOTAL PCB CONGENERS (209)	ng/kg	544,000 J	565,000 J	490,000 J	483,000 J	1,020,000 J	1,150,000 J	539,000 J
Semivolatiles								
1,2,4,5-TETRACHLOROBENZENE	ug/kg	66 U	330 U	330 U	320 U	330 U	330 U	330 U
1,2-DIPHENYLHYDRAZINE	ug/kg	66 U	330 U	330 U	320 U	330 U	330 U	330 U
1-METHYLNAPHTHALENE	ug/kg	2.6 U	2.6 U	2.6 U	2.6 U	13 U	13 U	2.7 U
2,3,4,6-TETRACHLOROPHENOL	ug/kg	260 U	1,300 U	1,300 U	1,300 U	1,300 U	1,300 U	1,300 U
2,4,5-TRICHLOROPHENOL	ug/kg	66 U	330 U	330 U	320 U	330 U	330 U	330 U
2,4,6-TRICHLOROPHENOL	ug/kg	66 U	330 U	330 U	320 U	330 U	330 U	330 U
2,4-DICHLOROPHENOL	ug/kg	66 U	330 U	330 U	320 U	330 U	330 U	330 U
2,4-DIMETHYLPHENOL	ug/kg	66 U	330 U	330 U	320 U	330 U	330 U	330 U
2,4-DINITROPHENOL	ug/kg	1,200 U	5,900 UJ	5,900 UJ	5,800 U	6,000 UJ	6,000 UJ	6,000 UJ
2,4-DINITROTOLUENE	ug/kg	260 U	1,300 U	1,300 U	1,300 U	1,300 U	1,300 U	1,300 U
2,6-DINITROTOLUENE	ug/kg	66 U	330 U	330 U	320 U	330 U	330 U	330 U
2-CHLORONAPHTHALENE	ug/kg	28 U	130 UJ	130 UJ	130 U	130 U	130 U	130 UJ

Table C-2
Atlantic Silverside (Whole Body) Analytical Results

Location ID: / Date Analyzed:	Units	NB03WASC012 08/22/15	NB03WASC013 09/15/15	NB03WASC031 09/15/15	NB03WASN026 09/15/15	NB03WASS004 09/10/15	NB03WASS005 09/10/15	NB03WASS007 09/16/15
2-CHLOROPHENOL	ug/kg	66 U	330 U	330 U	320 U	330 U	330 U	330 U
2-METHYLNAPHTHALENE	ug/kg	2.6 U	2.6 U	2.6 U	2.6 U	13 U	13 U	2.7 U
2-METHYLPHENOL (O-CRESOL)	ug/kg	66 U	330 U	330 U	320 U	330 U	330 U	330 U
2-NITROANILINE	ug/kg	66 U	330 U	330 U	320 U	330 U	330 U	330 U
2-NITROPHENOL	ug/kg	66 U	330 U	330 U	320 U	330 U	330 U	330 U
3,3'-DICHLOROBENZIDINE	ug/kg	390 U	2,000 U	2,000 U	1,900 U	2,000 U	2,000 U	2,000 U
3-NITROANILINE	ug/kg	260 U	1,300 U	1,300 U	1,300 U	1,300 U	1,300 U	1,300 U
4,6-DINITRO-2-METHYLPHENOL	ug/kg	660 U	3,300 U	3,300 U	3,200 U	3,300 U	3,300 U	3,300 U
4-BROMOPHENYL PHENYL ETHER	ug/kg	66 U	330 U	330 U	320 U	330 U	330 U	330 U
4-CHLORO-3-METHYLPHENOL	ug/kg	66 U	330 U	330 U	320 U	330 U	330 U	330 U
4-CHLOROANILINE	ug/kg	130 U	650 U	650 U	650 U	670 U	660 U	670 U
4-CHLOROPHENYL PHENYL ETHER	ug/kg	66 U	330 U	330 U	320 U	330 U	330 U	330 U
4-METHYLPHENOL (P-CRESOL)	ug/kg	66 U	330 U	330 U	320 U	330 U	330 U	330 U
4-NITROANILINE	ug/kg	260 U	1,300 U	1,300 U	1,300 U	1,300 U	1,300 U	1,300 U
4-NITROPHENOL	ug/kg	660 U	3,300 U	3,300 U	3,200 U	3,300 U	3,300 U	3,300 U
ACENAPHTHENE	ug/kg	2.6 U	2.6 U	2.6 U	4 J	13 U	13 U	2.7 U
ACENAPHTHYLENE	ug/kg	2.6 U	2.6 U	2.6 U	2.6 U	13 U	13 U	2.7 U
ACETOPHENONE	ug/kg	66 U	330 U	330 U	320 U	330 U	330 U	330 U
ANTHRACENE	ug/kg	2.6 U	2.6 U	2.6 U	2.6 U	13 U	13 U	2.7 U
ATRAZINE	ug/kg	130 U	650 U	650 U	650 U	670 U	660 U	670 U
BENZALDEHYDE	ug/kg	880	1,300 U	1,300 U	1,300 U	1,300 U	1,300 U	1,300 U
BENZIDINE	ug/kg	2,800 U	14,000 U	14,000 U	14,000 U	14,000 U	14,000 U	14,000 U
BENZO(A)ANTHRACENE	ug/kg	2.6 U	2.6 U	2.9 J	2.6 U	13 U	13 U	2.7 U
BENZO(A)PYRENE	ug/kg	2.6 U	2.6 U	3.6 J	2.6 U	13 U	13 U	2.7 UJ
BENZO(B)FLUORANTHENE	ug/kg	2.6 U	2.6 U	2.6 J	2.6 U	13 U	13 U	2.7 UJ
BENZO(G,H,I)PERYLENE	ug/kg	2.6 U	2.6 U	3.5 J	2.6 U	13 U	13 U	2.7 UJ
Benzo(j)+(k)Fluoranthene	ug/kg	2.6 U	2.6 U	3.8 J	2.6 U	13 U	13 U	2.7 UJ
BENZO[E]PYRENE	ug/kg	2.6 U	2.6 U	2.6 U	2.6 U	13 U	13 U	2.7 U
BENZOIC ACID	ug/kg	660 U	3,300 U	3,300 U	3,200 U	3,300 U	3,300 U	3,300 U
BENZYL BUTYL PHTHALATE	ug/kg	260 U	1,300 U	1,300 U	1,300 U	1,300 U	1,300 U	1,300 U
BIPHENYL (DIPHENYL)	ug/kg	66 U	330 U	330 U	320 U	330 U	330 U	330 U
BIS(2-CHLOROETHOXY) METHANE	ug/kg	66 U	330 U	330 U	320 U	330 U	330 U	330 U
BIS(2-CHLOROETHYL) ETHER (2-CHLOROETHYL ETHER	ug/kg	66 U	330 U	330 U	320 U	330 U	330 U	330 U
BIS(2-CHLOROISOPROPYL) ETHER	ug/kg	66 U	330 U	330 U	320 U	330 U	330 U	330 U
BIS(2-ETHYLHEXYL) PHTHALATE	ug/kg	260 U	1,300 U	1,300 U	1,300 U	1,300 U	1,300 U	1,300 U
C1-CHRYSENES	ug/kg	2.6 U	2.6 U	2.6 U	2.6 U	13 U	13 U	2.7 U
C1-FLUORANTHENES/PYRENES	ug/kg	2.6 U	2.6 U	2.6 U	2.6 U	13 U	13 U	2.7 U
C1-FLUORENES	ug/kg	2.6 U	2.6 U	2.6 U	2.6 U	13 U	13 U	2.7 U
C1-NAPHTHALENES	ug/kg	2.6 U	2.6 U	2.6 U	2.6 U	13 U	13 U	2.7 U
C1-PHENANTHRENE/ANTHRACENE	ug/kg	2.6 U	2.6 U	2.6 U	2.6 U	13 U	13 U	2.7 U
C2-CHRYSENE	ug/kg	2.6 U	2.6 U	2.6 U	2.6 U	13 U	13 U	2.7 U
C2-FLUORANTHENES/PYRENE	ug/kg	2.6 U	2.6 U	2.6 U	2.6 U	13 U	13 U	2.7 U
C2-FLUORENES	ug/kg	2.6 U	2.6 U	2.6 U	2.6 U	13 U	13 U	2.7 U
C2-NAPHTHALENES	ug/kg	2.6 U	2.6 U	2.6 U	2.6 U	13 U	13 U	2.7 U
C2-PHENANTHRENE/ANTHRACENE	ug/kg	2.6 U	2.6 U	2.6 U	2.6 U	13 U	13 U	2.7 U
C3-CHRYSENE	ug/kg	2.6 U	2.6 U	2.6 U	2.6 U	13 U	13 U	2.7 U
C3-FLUORANTHENES/PYRENE	ug/kg	2.6 U	2.6 U	2.6 U	2.6 U	13 U	13 U	2.7 U

Table C-2
Atlantic Silverside (Whole Body) Analytical Results

Location ID: / Date Analyzed:	Units	NB03WASC012 08/22/15	NB03WASC013 09/15/15	NB03WASC031 09/15/15	NB03WASN026 09/15/15	NB03WASS004 09/10/15	NB03WASS005 09/10/15	NB03WASS007 09/16/15
C3-FLUORENES	ug/kg	2.6 U	2.6 U	2.6 U	2.6 U	13 U	13 U	2.7 U
C3-NAPHTHALENES	ug/kg	2.6 U	2.6 U	2.6 U	2.6 U	13 U	13 U	2.7 U
C3-PHENANTHRENE/ANTHRACENE	ug/kg	2.6 U	2.6 U	2.6 U	2.6 U	13 U	13 U	2.7 U
C4-CHRYSENE	ug/kg	2.6 U	2.6 U	2.6 U	2.6 U	13 U	13 U	2.7 U
C4-NAPHTHALENES	ug/kg	2.6 U	2.6 U	2.6 U	2.6 U	13 U	13 U	2.7 U
C4-PHENANTHRENE/ANTHRACENE	ug/kg	2.6 U	2.6 U	2.6 U	2.6 U	13 U	13 U	2.7 U
CAPROLACTAM	ug/kg	130 U	650 U	650 U	650 U	670 U	660 U	670 U
CARBAZOLE	ug/kg	66 U	330 U	330 U	320 U	330 U	330 U	330 U
CHRYSENE	ug/kg	2.6 U	2.6 U	3.2 J	2.6 U	13 U	13 U	2.7 U
DIBENZ(A,H)ANTHRACENE	ug/kg	2.6 U	2.6 U	2.6 U	2.6 U	13 U	13 U	2.7 UJ
DIBENZOFURAN	ug/kg	66 U	330 U	330 U	320 U	330 U	330 U	330 U
DIETHYL PHTHALATE	ug/kg	260 U	1,300 U	1,300 U	1,300 U	1,300 U	1,300 U	1,300 U
DIMETHYL PHTHALATE	ug/kg	260 U	1,300 U	1,300 U	1,300 U	1,300 U	1,300 U	1,300 U
DI-N-BUTYL PHTHALATE	ug/kg	260 U	1,300 U	1,300 U	1,300 U	1,300 U	1,300 U	1,300 U
DI-N-OCTYLPHTHALATE	ug/kg	260 U	1,300 U	1,300 U	1,300 U	1,300 U	1,300 U	1,300 U
FLUORANTHENE	ug/kg	3.1 J	2.6 U	2.6 U	2.6 U	13 U	13 U	2.7 U
FLUORENE	ug/kg	2.6 U	2.6 U	2.6 U	2.6 U	13 U	13 U	2.7 U
HEXACHLOROBUTADIENE	ug/kg	66 U	330 U	330 U	320 U	330 U	330 U	330 U
HEXACHLOROCYCLOPENTADIENE	ug/kg	660 U	3,300 U	3,300 U	3,200 U	3,300 U	3,300 U	3,300 U
HEXACHLOROETHANE	ug/kg	130 U	650 U	650 U	650 U	670 U	660 U	670 U
INDENO(1,2,3-C,D)PYRENE	ug/kg	2.6 UJ	2.6 U	2.6 U	2.6 U	13 U	13 U	2.7 UJ
ISOPHORONE	ug/kg	66 U	330 U	330 U	320 U	330 U	330 U	330 U
NAPHTHALENE	ug/kg	2.6 U	2.6 U	2.6 U	2.6 U	13 U	13 U	2.7 U
NITROBENZENE	ug/kg	66 U	330 U	330 U	320 U	330 U	330 U	330 U
N-NITROSODI-N-PROPYLAMINE	ug/kg	66 U	330 U	330 U	320 U	330 U	330 U	330 U
N-NITROSODIPHENYLAMINE	ug/kg	66 U	330 U	330 U	320 U	330 U	330 U	330 U
PENTACHLOROPHENOL	ug/kg	130 U	650 U	650 U	650 U	670 U	660 U	670 U
PERYLENE	ug/kg	2.6 U	2.6 U	2.6 U	2.6 U	13 U	13 U	4.2 J
PHENANTHRENE	ug/kg	2.6 U	2.6 U	2.6 U	2.6 U	13 U	13 U	2.7 U
PHENOL	ug/kg	66 U	330 U	330 U	320 U	330 U	330 U	330 U
PYRENE	ug/kg	2.8 J	2.6 U	2.6 U	2.6 U	13 U	13 U	2.9 J
PYRIDINE	ug/kg	260 U	1,300 U	1,300 U	1,300 U	1,300 U	1,300 U	1,300 U
TOTAL HMW PAHs	ug/kg	5.9 J	2.6 U	19.6 J	2.6 U	13 U	13 U	2.9 J
TOTAL LMW PAHs	ug/kg	2.6 U	2.6 U	2.6 U	4 J	13 U	13 U	2.7 U
TOTAL PAHs	ug/kg	5.9 J	2.6 U	19.6 J	4 J	13 U	13 U	2.9 J
Physical Parameters								
MOISTURE (WATER) CONTENT	%	307	293	353	333	303	317	307
PERCENT MOISTURE	%	75.5	74.6	77.9	76.9	75.2	76	75.5

Table C-2
Atlantic Silverside (Whole Body) Analytical Results

Notes:

1. Totals were calculated using detected values only. If all analytes that make up a given total are non-detect, the total will be reported as the highest detection limit of the individual analytes and will be qualified with a "U" flag to indicate it is a non-detect.
2. Total PCB Congeners (209) = sum of 209 individual congener PCBs
3. Total Aroclor PCBs (Sum of 7 Aroclors) = sum of Aroclor-1016, Aroclor-1221, Aroclor-1232, Aroclor-1242, Aroclor-1248, Aroclor-1254, and Aroclor-1260
4. Total Aroclor PCBs (Sum of 9 Aroclors) = sum of Aroclor-1016, Aroclor-1221, Aroclor-1232, Aroclor-1242, Aroclor-1248, Aroclor-1254, Aroclor-1260, Aroclor-1262, and Aroclor-1268
5. Total Alpha + Gamma Chlordane = sum of alpha-Chlordane and gamma-Chlordane
6. Total DDT (2,4) = sum of 2,4'-DDD, 2,4'-DDE, and 2,4'-DDT
7. Total DDT (4,4) = sum of 4,4'-DDD, 4,4'-DDE, and 4,4'-DDT
8. Total DDT (2,4 & 4,4) = sum of 2,4'-DDD, 2,4'-DDE, 2,4'-DDT, 4,4'-DDD, 4,4'-DDE, and 4,4'-DDT
9. Total HMW PAHs = sum of fluoranthene, pyrene, benzo(a)anthracene, chrysene, benzo(b)fluoranthene, benzo(k)fluoranthene, benzo(a)pyrene, indeno(1,2,3-cd)pyrene, dibenzo(a,h)anthracene, and benzo(g,h,i)perylene.
10. Total LMW PAHs = sum of naphthalene, 2-methylnaphthalene, acenaphthylene, acenaphthene, fluorene, phenanthrene, and anthracene.
11. Total PAHs = sum of Total LMW PAHs and Total HMW PAHs.

DDD = dichlorodiphenyldichloroethane
DDE = dichlorodiphenyldichloroethylene
DDT = dichlorodiphenyltrichloroethane
HMW = high molecular weight
LMW = low molecular weight
PAH = polycyclic aromatic hydrocarbon
PCB = polychlorinated biphenyl

% = percent
mg/kg = milligrams per kilogram
ng/g = nanograms per gram
ng/kg = nanograms per kilogram
pg/g = picograms per gram
ug/kg = micrograms per kilogram

Table C-3
Atlantic Menhaden (Whole Body) Analytical Results

Location ID: Date Analyzed:	Units	NB03WMEN008 09/15/15	NB03WMEN009 09/15/15
Dioxins/Furans			
1,2,3,4,6,7,8-HEPTACHLORODIBENZOFURAN	ng/kg	1.76 JB [2.41 JBQ]	2.48 JBQ
1,2,3,4,6,7,8-HEPTACHLORODIBENZO-P-DIOXIN	ng/kg	0.594 JB [0.647 JB]	1.27 JB
1,2,3,4,7,8,9-HEPTACHLORODIBENZOFURAN	ng/kg	0.119 JBQ [0.125 JB]	0.107 JBQ
1,2,3,4,7,8-HEXACHLORODIBENZOFURAN	ng/kg	0.476 JB [0.451 JB]	0.78 JB
1,2,3,4,7,8-HEXACHLORODIBENZO-P-DIOXIN	ng/kg	0.0635 JB [0.0758 JBQ]	0.218 JBQ
1,2,3,6,7,8-HEXACHLORODIBENZOFURAN	ng/kg	0.491 JB [0.637 JBQ]	0.867 JB
1,2,3,6,7,8-HEXACHLORODIBENZO-P-DIOXIN	ng/kg	0.238 J [0.298 J]	1.04 JQ
1,2,3,7,8,9-HEXACHLORODIBENZOFURAN	ng/kg	0.0602 JBQ [0.0551 JBQ]	0.145 JBQ
1,2,3,7,8,9-HEXACHLORODIBENZO-P-DIOXIN	ng/kg	0.101 JQ [0.143 JQ]	0.465 J
1,2,3,7,8-PENTACHLORODIBENZOFURAN	ng/kg	1.19 JB [2.12 JB]	4.93 B
1,2,3,7,8-PENTACHLORODIBENZO-P-DIOXIN	ng/kg	0.349 JBQ [0.126 U]	0.872 JBQ
2,3,4,6,7,8-HEXACHLORODIBENZOFURAN	ng/kg	0.0799 JBQ [0.152 JBQ]	0.392 JB
2,3,4,7,8-PENTACHLORODIBENZOFURAN	ng/kg	0.748 J [1.44 J]	2.84 J
2,3,7,8-TETRACHLORODIBENZOFURAN	ng/kg	1.25 CJ [2.83 CJ]	6.82 C
2,3,7,8-TETRACHLORODIBENZO-P-DIOXIN	ng/kg	4.58 B [4.9 B]	3.92 B
OCTACHLORODIBENZOFURAN	ng/kg	0.769 JB [0.997 JB]	0.743 JB
OCTACHLORODIBENZO-P-DIOXIN	ng/kg	3.4 JB [3.91 JB]	4.68 JB
PERCENT LIPIDS	%	1.2 [2.8]	8.1
Metals			
ALUMINUM	mg/kg	37 [31.5 J]	19.3 B
ANTIMONY	mg/kg	0.0641 U [0.0647 U]	0.0647 U
ARSENIC	mg/kg	0.627 [0.582 J]	1.21
BARIUM	mg/kg	0.532 [0.649 J]	0.333 B
BERYLLIUM	mg/kg	0.0138 U [0.0139 U]	0.0139 U
CADMIUM	mg/kg	0.0447 U [0.0451 U]	0.0451 U
CALCIUM	mg/kg	5,590 [6,270 J]	3,620
CHROMIUM	mg/kg	0.439 J [0.243 BJ+]	0.148 B
COBALT	mg/kg	0.0287 B [0.03 B]	0.0345 B
COPPER	mg/kg	1.23 [0.97]	0.709
IRON	mg/kg	114 [81.9 J+]	62.8
LEAD	mg/kg	0.537 [0.51 J]	0.243
MAGNESIUM	mg/kg	426 [377 J+]	329
MANGANESE	mg/kg	4 [3.96 J+]	2.8
MERCURY	ng/g	52.7 [43.6]	59.2
METHYL MERCURY	ng/g	66.4 [61.9]	102
NICKEL	mg/kg	0.183 U [0.184 U]	0.184 U
POTASSIUM	mg/kg	2,540 [2,350 J+]	2,660
SELENIUM	mg/kg	0.45 [0.458]	0.478
SILVER	mg/kg	0.0194 U [0.0196 U]	0.0196 U
SODIUM	mg/kg	2,620 [2,450 J+]	1,470
THALLIUM	mg/kg	0.0291 U [0.0294 U]	0.0294 U
TITANIUM	mg/kg	1.57 B [1.24 B]	0.774 B
VANADIUM	mg/kg	0.338 [0.0294 UJ]	0.396
ZINC	mg/kg	19 [17.7 J]	13.2

Table C-3
Atlantic Menhaden (Whole Body) Analytical Results

Location ID: / Date Analyzed:	Units	NB03WMEN008 09/15/15	NB03WMEN009 09/15/15
Butyltins			
DIBUTYLTIN	ug/kg	1.3 U [1.4 UJ]	1.3 U
MONOBUTYLTIN	ug/kg	21 UCN [22 UJCN]	21 UCN
TETRA-N-BUTYLTIN	ug/kg	1.7 U [1.8 UJ]	1.7 U
TRIBUTYLTIN	ug/kg	1.5 U [1.6 UJ]	1.5 U
Aroclor PCBs			
AROCLOR 1016	ug/kg	36 U [36 U]	36 U
AROCLOR 1221	ug/kg	46 U [46 U]	46 U
AROCLOR 1232	ug/kg	80 U [80 U]	80 U
AROCLOR 1242	ug/kg	33 U [33 U]	33 U
AROCLOR 1248	ug/kg	33 U [33 U]	33 U
AROCLOR 1254	ug/kg	280 [250 PJ]	380
AROCLOR 1260	ug/kg	49 U [49 U]	49 U
AROCLOR 1262	ug/kg	82 J [53 J]	89 J
AROCLOR 1268	ug/kg	33 U [33 U]	33 U
TOTAL AROCLOR PCBs (SUM OF 7 AROCLORS)	ug/kg	280 [250 J]	380
TOTAL AROCLOR PCBs (SUM OF 9 AROCLORS)	ug/kg	362 J [303 J]	469 J
Pesticides			
2,4'-DDD	pg/g	19,600 [18,100]	41,400 D
2,4'-DDE	pg/g	10,400 [6,580]	28,000 DJ
2,4'-DDT	pg/g	572 [513]	1,410 D
4,4'-DDD	pg/g	59,900 D [55,200 D]	108,000 D
4,4'-DDE	pg/g	50,700 BD [50,800 BD]	120,000 BD
4,4'-DDT	pg/g	1,740 B [1,630 B]	6,840 BD
ALDRIN	pg/g	35.3 [24.6 J]	96.9 JD
ALPHA BHC	pg/g	44.5 [42.2]	110 JD
ALPHA ENDOSULFAN	pg/g	57.4 U [57.4 U]	57.4 UD
BETA BHC	pg/g	66.6 [65.8]	148 JD
BETA ENDOSULFAN	pg/g	58.3 U [58.3 U]	58.3 UD
CIS-CHLORDANE	pg/g	4,490 [7,000]	11,800 D
CIS-NONACHLOR	pg/g	2,730 [2,810]	4,900 D
DELTA BHC	pg/g	5.08 U [5.08 U]	5.08 UD
DIELDRIN	pg/g	2,560 J [4,760 J]	8,550 D
ENDOSULFAN SULFATE	pg/g	76.1 J [66.5 J]	63.3 UD
ENDRIN	pg/g	16.9 J [12.6 J]	13.9 UD
ENDRIN ALDEHYDE	pg/g	131 U [131 U]	131 UD
ENDRIN KETONE	pg/g	50.9 J [58.6 J]	76 UD
GAMMA BHC (LINDANE)	pg/g	26.4 J [23.5 J]	63.3 JD
HEPTACHLOR	pg/g	8.33 J [6.85 J]	32.5 UD
HEPTACHLOR EPOXIDE	pg/g	828 [763]	1,440 D
HEXACHLOROBENZENE	pg/g	620 B [492 B]	1,360 BD
METHOXYCHLOR	pg/g	38.9 UJ [38.9 UJ]	38.9 UDJ
MIREX	pg/g	73.5 [68.4]	R
OXYCHLORDANE	pg/g	555 [522]	2,200 D
TRANS-CHLORDANE	pg/g	2,630 [2,490]	3,880 D

Table C-3
Atlantic Menhaden (Whole Body) Analytical Results

Location ID: Date Analyzed:	Units	NB03WMEN008 09/15/15	NB03WMEN009 09/15/15
TRANS-HEPTACHLOR EPOXIDE	pg/g	561 J [72 J]	1,830 D
TRANS-NONACHLOR	pg/g	5,960 [6,140]	13,800 D
TOTAL ALPHA + GAMMA CHLORDANE	pg/g	7,120 [9,490]	15,700
TOTAL DDT (2,4)	pg/g	30,600 [25,200]	70,800 J
TOTAL DDT (4,4)	pg/g	112,000 [108,000]	235,000
TOTAL DDT (2,4 & 4,4)	pg/g	143,000 [133,000]	306,000 J
PCB Congeners			
PCB-1	ng/kg	0.962 U [0.99 U]	0.966 U
PCB-2	ng/kg	0.673 U [0.693 U]	0.676 U
PCB-3	ng/kg	1.06 U [1.09 U]	1.06 U
PCB-4	ng/kg	766 E [614 E]	962 E
PCB-5	ng/kg	0.769 U [0.792 U]	0.773 U
PCB-6	ng/kg	0.673 U [0.693 U]	0.676 U
PCB-7	ng/kg	0.769 U [0.792 U]	0.773 U
PCB-8	ng/kg	368 BE [307 BE]	522 BE
PCB-9	ng/kg	0.673 U [0.693 U]	0.676 U
PCB-10	ng/kg	99 [81.1]	127
PCB-11	ng/kg	3.27 U [3.37 U]	3.29 U
PCB-12/13	ng/kg	1.83 U [1.88 U]	1.84 U
PCB-14	ng/kg	0.769 U [0.792 U]	0.773 U
PCB-15	ng/kg	168 B [142 B]	158 B
PCB-16	ng/kg	1,350 E [1,120 E]	1,760 E
PCB-17	ng/kg	2,290 E [1,950 E]	3,340 E
PCB-18/30	ng/kg	3,540 BE [3,070 BE]	4,990 BE
PCB-19	ng/kg	639 E [503 E]	941 E
PCB-20/28	ng/kg	9,700 BE [7,930 BE]	13,800 BE
PCB-21/33	ng/kg	996 E [862 E]	1,410 E
PCB-22	ng/kg	1,650 E [1,430 E]	2,320 E
PCB-23	ng/kg	3.81 [3.28]	5.64
PCB-24	ng/kg	0.962 U [0.99 U]	0.966 U
PCB-25	ng/kg	931 E [822 E]	1,350 E
PCB-26/29	ng/kg	1,620 E [1,450 E]	2,400 E
PCB-27	ng/kg	608 E [515 E]	1,030 E
PCB-31	ng/kg	6,240 E [5,440 E]	8,810 E
PCB-32	ng/kg	1,740 E [1,530 E]	2,410 E
PCB-34	ng/kg	64.1 [60.6]	84
PCB-35	ng/kg	0.865 U [0.891 U]	0.87 U
PCB-36	ng/kg	0.769 U [0.792 U]	0.773 U
PCB-37	ng/kg	376 E [323 E]	476 E
PCB-38	ng/kg	8.53 [6.92]	12.1
PCB-39	ng/kg	43.8 [37.2]	50.9
PCB-40/71	ng/kg	6,730 E [6,120 E]	8,400 E
PCB-41	ng/kg	4.04 U [262]	4.06 U
PCB-42	ng/kg	5,190 E [5,080 E]	5,950 E
PCB-43	ng/kg	565 [551]	697 E

Table C-3
Atlantic Menhaden (Whole Body) Analytical Results

Location ID: Date Analyzed:	Units	NB03WMEN008 09/15/15	NB03WMEN009 09/15/15
PCB-44/47/65	ng/kg	17,400 BE [16,700 BE]	22,700 BE
PCB-45	ng/kg	1,140 E [1,010 E]	1,470 E
PCB-46	ng/kg	436 [386]	626 E
PCB-48	ng/kg	1,930 E [1,820 E]	2,560 E
PCB-49/69	ng/kg	15,000 BE [14,700 BE]	20,000 BE
PCB-50/53	ng/kg	1,820 E [1,680 E]	2,780 E
PCB-51	ng/kg	809 E [802 E]	1,230 E
PCB-52	ng/kg	20,100 E [19,400 E]	26,400 E
PCB-54	ng/kg	43.8 [37.4]	71.4
PCB-55	ng/kg	1.15 U [69.5]	109
PCB-56	ng/kg	4,130 E [3,660 E]	5,980 E
PCB-57	ng/kg	79.4 [90.6]	115
PCB-58	ng/kg	118 [106]	125
PCB-60	ng/kg	1,440 E [1,390 E]	2,020 E
PCB-61/70/74/76	ng/kg	21,900 E [20,700 E]	28,500 E
PCB-62/75	ng/kg	1,390 [1,280]	1,860 E
PCB-63	ng/kg	741 E [700 E]	933 E
PCB-64	ng/kg	6,990 E [6,740 E]	7,970 E
PCB-66	ng/kg	15,200 BE [14,200 BE]	19,200 BE
PCB-67	ng/kg	295 [265]	464
PCB-68	ng/kg	266 [240]	370
PCB-72	ng/kg	400 [373]	530
PCB-73	ng/kg	1.35 U [1.39 U]	1.35 U
PCB-77	ng/kg	543 [R]	946 E
PCB-78	ng/kg	1.54 U [1.58 U]	1.55 U
PCB-79	ng/kg	177 [158]	232
PCB-80	ng/kg	2.29 J [1.09 U]	7.59
PCB-81	ng/kg	17.4 [13.6]	30.2
PCB-82	ng/kg	1,570 E [1,510 E]	2,090 E
PCB-83	ng/kg	1,110 E [997 E]	1,340 E
PCB-84	ng/kg	3,340 E [3,110 E]	4,330 E
PCB-85/116/117	ng/kg	3,790 E [3,600 E]	5,370 E
PCB-86/87/97/109/119/125	ng/kg	11,300 E [10,700 E]	15,400 E
PCB-88	ng/kg	2.12 U [2.18 U]	2.13 U
PCB-89	ng/kg	106 [93.1]	153
PCB-90/101/113	ng/kg	22,600 BE [21,200 BE]	32,800 BE
PCB-91	ng/kg	3,830 E [3,700 E]	5,080 E
PCB-92	ng/kg	4,650 BE [4,280 BE]	6,550 BE
PCB-93/100	ng/kg	577 [552]	763
PCB-94	ng/kg	128 [121]	169
PCB-95	ng/kg	12,800 E [R]	16,600 E
PCB-96	ng/kg	68.8 [62]	106
PCB-98/102	ng/kg	425 [383]	720
PCB-99	ng/kg	15,600 BE [14,600 BE]	24,100 BE
PCB-103	ng/kg	389 [398]	571

Table C-3
Atlantic Menhaden (Whole Body) Analytical Results

Location ID: / Date Analyzed:	Units	NB03WMEN008 09/15/15	NB03WMEN009 09/15/15
PCB-104	ng/kg	9.66 [8.19]	24.7
PCB-105	ng/kg	4,760 E [4,540 E]	6,920 E
PCB-106	ng/kg	1.63 U [1.68 U]	1.64 U
PCB-107	ng/kg	1,800 E [1,680 E]	2,640 E
PCB-108/124	ng/kg	588 [549]	804
PCB-110/115	ng/kg	21,800 BE [20,500 BE]	29,400 BE
PCB-111	ng/kg	42.3 [38.3]	75.5
PCB-112	ng/kg	1.35 U [1.39 U]	1.35 U
PCB-114	ng/kg	305 [304]	420
PCB-118	ng/kg	18,800 BE [17,300 BE]	27,700 BE
PCB-120	ng/kg	212 [189]	361
PCB-121	ng/kg	18.1 [18.2]	32.7
PCB-122	ng/kg	115 [103]	210
PCB-123	ng/kg	300 [287]	405
PCB-126	ng/kg	37.8 [39.3]	50.9
PCB-127	ng/kg	78.2 [1.39 U]	1.35 U
PCB-128/166	ng/kg	2,620 E [2,460 E]	3,800 E
PCB-129/138/163	ng/kg	26,000 BE [23,600 BE]	35,300 BE
PCB-130	ng/kg	1,490 E [1,390 E]	2,000 E
PCB-131	ng/kg	155 [148]	209
PCB-132	ng/kg	4,750 E [4,480 E]	6,020 E
PCB-133	ng/kg	656 E [597 E]	933 E
PCB-134	ng/kg	849 E [811 E]	1,070 E
PCB-135/151	ng/kg	7,450 E [6,630 E]	9,690 E
PCB-136	ng/kg	1,470 E [1,430 E]	1,920 E
PCB-137	ng/kg	838 E [853 E]	1,140 E
PCB-139/140	ng/kg	383 [371]	562
PCB-141	ng/kg	2,620 E [2,500 E]	2,960 E
PCB-142	ng/kg	1.63 U [1.68 U]	1.64 U
PCB-143	ng/kg	3.17 U [3.27 U]	3.19 U
PCB-144	ng/kg	714 E [685 E]	861 E
PCB-145	ng/kg	1.54 U [1.58 U]	3.53 J
PCB-146	ng/kg	5,450 E [5,110 E]	7,500 E
PCB-147/149	ng/kg	15,300 BE [14,500 BE]	20,500 BE
PCB-148	ng/kg	126 [126]	214
PCB-150	ng/kg	92.1 [89.8]	140
PCB-152	ng/kg	9.65 [8.36]	13.6
PCB-153/168	ng/kg	30,400 BE [27,500 BE]	40,900 BE
PCB-154	ng/kg	862 E [840 E]	1,410 E
PCB-155	ng/kg	142 [138]	192
PCB-156/157	ng/kg	1,880 E [1,800 E]	2,520 E
PCB-158	ng/kg	1,620 E [1,540 E]	2,250 E
PCB-159	ng/kg	1.35 U [1.39 U]	1.35 U
PCB-160	ng/kg	6.06 U [6.24 U]	6.09 U
PCB-161	ng/kg	1.25 U [1.29 U]	1.26 U

Table C-3
Atlantic Menhaden (Whole Body) Analytical Results

Location ID: / Date Analyzed:	Units	NB03WMEN008 09/15/15	NB03WMEN009 09/15/15
PCB-162	ng/kg	R [R]	R
PCB-164	ng/kg	1,210 E [1,140 E]	1,430 E
PCB-165	ng/kg	41.3 [38.5]	78.7
PCB-167	ng/kg	883 E [818 E]	1,100 E
PCB-169	ng/kg	1.44 U [1.49 U]	1.45 U
PCB-170	ng/kg	4,510 E [4,230 E]	4,500 E
PCB-171/173	ng/kg	1,400 E [1,360 E]	1,620 E
PCB-172	ng/kg	1,050 E [1,010 E]	1,040 E
PCB-174	ng/kg	3,530 E [3,530 E]	3,450 E
PCB-175	ng/kg	310 [302]	375
PCB-176	ng/kg	479 [472]	516
PCB-177	ng/kg	R [R]	R
PCB-178	ng/kg	2,170 E [2,070 E]	2,580 E
PCB-179	ng/kg	2,140 E [2,100 E]	2,400 E
PCB-180/193	ng/kg	13,400 E [12,700 E]	13,200 E
PCB-181	ng/kg	41.7 [R]	52.4
PCB-182	ng/kg	68.7 [68.3]	88
PCB-183/185	ng/kg	4,540 E [4,380 E]	4,970 E
PCB-184	ng/kg	36.8 [37.6]	48.9
PCB-186	ng/kg	1.44 U [1.49 U]	1.45 U
PCB-187	ng/kg	13,200 E [12,600 E]	15,200 E
PCB-188	ng/kg	102 [101]	174
PCB-189	ng/kg	177 [172]	197
PCB-190	ng/kg	933 E [898 E]	966 E
PCB-191	ng/kg	178 [173]	208
PCB-192	ng/kg	1.25 U [2.27 J]	1.26 U
PCB-194	ng/kg	2,330 E [2,680 E]	2,730 E
PCB-195	ng/kg	927 E [902 E]	860
PCB-196	ng/kg	1,750 E [1,690 E]	1,850 E
PCB-197/200	ng/kg	405 [409]	438
PCB-198/199	ng/kg	4,970 E [4,710 E]	4,980 E
PCB-201	ng/kg	735 [721]	844
PCB-202	ng/kg	2,140 E [2,000 E]	2,390 E
PCB-203	ng/kg	2,920 E [2,730 E]	2,840 E
PCB-204	ng/kg	7.43 [2.08 U]	8.81
PCB-205	ng/kg	139 [135]	139
PCB-206	ng/kg	3,270 E [3,260 E]	3,790 E
PCB-207	ng/kg	369 [376]	455
PCB-208	ng/kg	1,490 E [1,540 E]	1,740 E
PCB-209	ng/kg	2,430 E [2,570 E]	2,880 E
TOTAL PCB CONGENERS (209)	ng/kg	469,000 J [427,000 J]	617,000 J
Semivolatiles			
1,2,4,5-TETRACHLOROBENZENE	ug/kg	330 U [330 U]	330 U
1,2-DIPHENYLHYDRAZINE	ug/kg	330 U [330 U]	330 U
1-METHYLNAPHTHALENE	ug/kg	2.6 U [2.7 U]	2.7 U

Table C-3
Atlantic Menhaden (Whole Body) Analytical Results

Location ID: / Date Analyzed:	Units	NB03WMEN008 09/15/15	NB03WMEN009 09/15/15
2,3,4,6-TETRACHLOROPHENOL	ug/kg	1,300 U [1,300 U]	1,300 U
2,4,5-TRICHLOROPHENOL	ug/kg	330 U [330 U]	330 U
2,4,6-TRICHLOROPHENOL	ug/kg	330 U [330 U]	330 U
2,4-DICHLOROPHENOL	ug/kg	330 U [330 U]	330 U
2,4-DIMETHYLPHENOL	ug/kg	330 U [330 U]	330 U
2,4-DINITROPHENOL	ug/kg	5,900 UJ [6,000 UJ]	6,000 UJ
2,4-DINITROTOLUENE	ug/kg	1,300 U [1,300 U]	1,300 U
2,6-DINITROTOLUENE	ug/kg	330 U [330 U]	330 U
2-CHLORONAPHTHALENE	ug/kg	130 UJ [130 UJ]	130 UJ
2-CHLOROPHENOL	ug/kg	330 U [330 U]	330 U
2-METHYLNAPHTHALENE	ug/kg	2.6 U [2.7 U]	2.7 U
2-METHYLPHENOL (O-CRESOL)	ug/kg	330 U [330 U]	330 U
2-NITROANILINE	ug/kg	330 U [330 U]	330 U
2-NITROPHENOL	ug/kg	330 U [330 U]	330 U
3,3'-DICHLOROBENZIDINE	ug/kg	2,000 U [2,000 U]	2,000 U
3-NITROANILINE	ug/kg	1,300 U [1,300 U]	1,300 U
4,6-DINITRO-2-METHYLPHENOL	ug/kg	3,300 U [3,300 U]	3,300 U
4-BROMOPHENYL PHENYL ETHER	ug/kg	330 U [330 U]	330 U
4-CHLORO-3-METHYLPHENOL	ug/kg	330 U [330 U]	330 U
4-CHLOROANILINE	ug/kg	660 U [670 U]	670 U
4-CHLOROPHENYL PHENYL ETHER	ug/kg	330 U [330 U]	330 U
4-METHYLPHENOL (P-CRESOL)	ug/kg	330 U [330 U]	330 U
4-NITROANILINE	ug/kg	1,300 U [1,300 U]	1,300 U
4-NITROPHENOL	ug/kg	3,300 U [3,300 U]	3,300 U
ACENAPHTHENE	ug/kg	14 [16]	13
ACENAPHTHYLENE	ug/kg	2.6 U [2.7 U]	2.7 U
ACETOPHENONE	ug/kg	330 U [330 U]	330 U
ANTHRACENE	ug/kg	2.7 J [3.1 J]	2.7 U
ATRAZINE	ug/kg	660 U [670 U]	670 U
BENZALDEHYDE	ug/kg	1,300 U [1,300 U]	1,500 J
BENZIDINE	ug/kg	14,000 U [14,000 U]	14,000 U
BENZO(A)ANTHRACENE	ug/kg	4.3 J [2.9 J]	2.7 U
BENZO(A)PYRENE	ug/kg	3.5 J [2.7 U]	2.7 U
BENZO(B)FLUORANTHENE	ug/kg	3.6 J [2.7 U]	2.7 U
BENZO(G,H,I)PERYLENE	ug/kg	3.2 J [2.7 U]	2.7 U
Benzo(j)+(k)Fluoranthene	ug/kg	4.9 J [2.9 J]	2.7 U
BENZO[E]PYRENE	ug/kg	3.5 J [2.7 U]	2.7 U
BENZOIC ACID	ug/kg	3,300 U [3,300 U]	3,300 U
BENZYL BUTYL PHTHALATE	ug/kg	1,300 U [1,300 U]	1,300 U
BIPHENYL (DIPHENYL)	ug/kg	330 U [330 U]	330 U
BIS(2-CHLOROETHOXY) METHANE	ug/kg	330 U [330 U]	330 U
BIS(2-CHLOROETHYL) ETHER (2-CHLOROETHYL ETHER	ug/kg	330 U [330 U]	330 U
BIS(2-CHLOROISOPROPYL) ETHER	ug/kg	330 U [330 U]	330 U
BIS(2-ETHYLHEXYL) PHTHALATE	ug/kg	1,300 U [1,300 U]	1,300 U
C1-CHRYSENES	ug/kg	2.6 U [2.7 U]	2.7 U

Table C-3
Atlantic Menhaden (Whole Body) Analytical Results

Location ID: / Date Analyzed:	Units	NB03WMEN008 09/15/15	NB03WMEN009 09/15/15
C1-FLUORANTHENES/PYRENES	ug/kg	2.6 U [2.7 U]	2.7 U
C1-FLUORENES	ug/kg	2.6 U [2.7 U]	2.7 U
C1-NAPHTHALENES	ug/kg	5.3 J [5.5 J]	5.6 J
C1-PHENANTHRENE/ANTHRACENE	ug/kg	2.6 U [2.7 U]	2.7 U
C2-CHRYSENE	ug/kg	2.6 U [2.7 U]	2.7 U
C2-FLUORANTHENES/PYRENE	ug/kg	2.6 U [2.7 U]	2.7 U
C2-FLUORENES	ug/kg	2.6 U [2.7 U]	2.7 U
C2-NAPHTHALENES	ug/kg	2.6 U [7.4]	2.7 U
C2-PHENANTHRENE/ANTHRACENE	ug/kg	2.6 U [2.7 U]	2.7 U
C3-CHRYSENE	ug/kg	2.6 U [2.7 U]	2.7 U
C3-FLUORANTHENES/PYRENE	ug/kg	2.6 U [2.7 U]	2.7 U
C3-FLUORENES	ug/kg	2.6 U [2.7 U]	2.7 U
C3-NAPHTHALENES	ug/kg	2.6 U [10]	2.7 U
C3-PHENANTHRENE/ANTHRACENE	ug/kg	2.6 U [2.7 U]	2.7 U
C4-CHRYSENE	ug/kg	2.6 U [2.7 U]	2.7 U
C4-NAPHTHALENES	ug/kg	2.6 U [2.7 U]	2.7 U
C4-PHENANTHRENE/ANTHRACENE	ug/kg	2.6 U [2.7 U]	2.7 U
CAPROLACTAM	ug/kg	660 U [670 U]	670 U
CARBAZOLE	ug/kg	330 U [330 U]	330 U
CHRYSENE	ug/kg	4.5 J [4 J]	2.7 U
DIBENZ(A,H)ANTHRACENE	ug/kg	2.6 U [2.7 U]	2.7 U
DIBENZOFURAN	ug/kg	330 U [330 U]	330 U
DIETHYL PHTHALATE	ug/kg	1,300 U [1,300 U]	1,300 U
DIMETHYL PHTHALATE	ug/kg	1,300 U [1,300 U]	1,300 U
DI-N-BUTYL PHTHALATE	ug/kg	1,300 U [1,300 U]	1,300 U
DI-N-OCTYLPHTHALATE	ug/kg	1,300 U [1,300 U]	1,300 U
FLUORANTHENE	ug/kg	8.8 [7.4]	5 J
FLUORENE	ug/kg	6.1 J [8.1]	4.7 J
HEXACHLOROBUTADIENE	ug/kg	330 U [330 U]	330 U
HEXACHLOROCYCLOPENTADIENE	ug/kg	3,300 U [3,300 U]	3,300 U
HEXACHLOROETHANE	ug/kg	660 U [670 U]	670 U
INDENO(1,2,3-C,D)PYRENE	ug/kg	2.6 U [2.7 U]	2.7 U
ISOPHORONE	ug/kg	330 U [330 U]	330 U
NAPHTHALENE	ug/kg	4.6 J [4.6 J]	4.7 J
NITROBENZENE	ug/kg	330 U [330 U]	330 U
N-NITROSODI-N-PROPYLAMINE	ug/kg	330 U [330 U]	330 U
N-NITROSODIPHENYLAMINE	ug/kg	330 U [330 U]	330 U
PENTACHLOROPHENOL	ug/kg	660 U [670 U]	670 U
PERYLENE	ug/kg	2.6 U [2.7 U]	2.7 U
PHENANTHRENE	ug/kg	6.2 J [6.9]	3.9 J
PHENOL	ug/kg	460 J [360 J]	330 U
PYRENE	ug/kg	7.2 J [4.8 J]	2.7 U
PYRIDINE	ug/kg	1,300 U [1,300 U]	1,300 U
TOTAL HMW PAHs	ug/kg	40 J [22 J]	5 J
TOTAL LMW PAHs	ug/kg	33.6 J [38.7 J]	26.3 J

Table C-3
Atlantic Menhaden (Whole Body) Analytical Results

Location ID: Date Analyzed:	Units	NB03WMEN008 09/15/15	NB03WMEN009 09/15/15
TOTAL PAHs	ug/kg	73.6 J [60.7 J]	31.3 J
Physical Parameters			
MOISTURE (WATER) CONTENT	%	399 [296]	272
PERCENT MOISTURE	%	79.9 [74.7]	73.2

Table C-3
Atlantic Menhaden (Whole Body) Analytical Results

Notes:

1. Totals were calculated using detected values only. If all analytes that make up a given total are non-detect, the total will be reported as the highest detection limit of the individual analytes and will be qualified with a "U" flag to indicate it is a non-detect.
2. Total PCB Congeners (209) = sum of 209 individual congener PCBs
3. Total Aroclor PCBs (Sum of 7 Aroclors) = sum of Aroclor-1016, Aroclor-1221, Aroclor-1232, Aroclor-1242, Aroclor-1248, Aroclor-1254, and Aroclor-1260
4. Total Aroclor PCBs (Sum of 9 Aroclors) = sum of Aroclor-1016, Aroclor-1221, Aroclor-1232, Aroclor-1242, Aroclor-1248, Aroclor-1254, Aroclor-1260, Aroclor-1262, and Aroclor-1268
5. Total Alpha + Gamma Chlordane = sum of alpha-Chlordane and gamma-Chlordane
6. Total DDT (2,4) = sum of 2,4'-DDD, 2,4'-DDE, and 2,4'-DDT
7. Total DDT (4,4) = sum of 4,4'-DDD, 4,4'-DDE, and 4,4'-DDT
8. Total DDT (2,4 & 4,4) = sum of 2,4'-DDD, 2,4'-DDE, 2,4'-DDT, 4,4'-DDD, 4,4'-DDE, and 4,4'-DDT
9. Total HMW PAHs = sum of fluoranthene, pyrene, benzo(a)anthracene, chrysene, benzo(b)fluoranthene, benzo(k)fluoranthene, benzo(a)pyrene, indeno(1,2,3-cd)pyrene, dibenzo(a,h)anthracene, and benzo(g,h,i)perylene.
10. Total LMW PAHs = sum of naphthalene, 2-methylnaphthalene, acenaphthylene, acenaphthene, fluorene, phenanthrene, and anthracene.
11. Total PAHs = sum of Total LMW PAHs and Total HMW PAHs.

DDD = dichlorodiphenyldichloroethane
DDE = dichlorodiphenyldichloroethylene
DDT = dichlorodiphenyltrichloroethane
HMW = high molecular weight
LMW = low molecular weight
PAH = polycyclic aromatic hydrocarbon
PCB = polychlorinated biphenyl

% = percent
mg/kg = milligrams per kilogram
ng/g = nanograms per gram
ng/kg = nanograms per kilogram
pg/g = picograms per gram
ug/kg = micrograms per kilogram

Table C-4
Mummichog (Whole Body) Analytical Results

Location ID: / Date Analyzed:	Units	NB03WMU122C 09/10/15	NB03WMU129 09/10/15	NB03WMU133 09/10/15	NB03WMU135 09/10/15
Dioxins/Furans					
1,2,3,4,6,7,8-HEPTACHLORODIBENZOFURAN	ng/kg	16.2 B	1.39 JBQ	1.38 JBQ [4.65 JB]	1.28 JB
1,2,3,4,6,7,8-HEPTACHLORODIBENZO-P-DIOXIN	ng/kg	1.5 JB	0.579 JB	1.7 JB [1.6 JBQ]	0.293 JB
1,2,3,4,7,8,9-HEPTACHLORODIBENZOFURAN	ng/kg	0.229 JBQ	0.0843 U	0.12 JBQ [0.171 JBQ]	0.114 U
1,2,3,4,7,8-HEXACHLORODIBENZOFURAN	ng/kg	1.19 J	0.095 JQ	0.455 J [0.59 J]	0.0901 JQ
1,2,3,4,7,8-HEXACHLORODIBENZO-P-DIOXIN	ng/kg	0.0849 U	0.0654 JB	0.064 JBQ [0.0625 JBQ]	0.0471 U
1,2,3,6,7,8-HEXACHLORODIBENZOFURAN	ng/kg	2.46 JB	0.58 JB	0.892 JB [0.902 JB]	0.528 JB
1,2,3,6,7,8-HEXACHLORODIBENZO-P-DIOXIN	ng/kg	0.17 JBQ	0.0949 JBQ	0.116 JB [0.182 JB]	0.0674 JBQ
1,2,3,7,8,9-HEXACHLORODIBENZOFURAN	ng/kg	0.108 JBQ	0.0483 U	0.115 JBQ [0.0615 U]	0.107 JBQ
1,2,3,7,8,9-HEXACHLORODIBENZO-P-DIOXIN	ng/kg	0.119 JBQ	0.0841 JBQ	0.0954 JBQ [0.18 JBQ]	0.0535 JBQ
1,2,3,7,8-PENTACHLORODIBENZOFURAN	ng/kg	0.353 J	0.819 JQ	0.687 J [0.679 JQ]	1.85 J
1,2,3,7,8-PENTACHLORODIBENZO-P-DIOXIN	ng/kg	0.193 JBQ	0.166 JBQ	0.235 JBQ [0.206 JBQ]	0.261 JBQ
2,3,4,6,7,8-HEXACHLORODIBENZOFURAN	ng/kg	0.102 JBQ	0.049 JBQ	0.0905 JB [0.0943 JB]	0.0524 JBQ
2,3,4,7,8-PENTACHLORODIBENZOFURAN	ng/kg	4.74 JB	0.772 JB	0.717 JBQ [0.508 JBQ]	1.12 JB
2,3,7,8-TETRACHLORODIBENZOFURAN	ng/kg	0.668 JQ	0.446 JQ	0.599 JQ [0.748 J]	1.29 C
2,3,7,8-TETRACHLORODIBENZO-P-DIOXIN	ng/kg	16.4 B	6.96 B	9.72 B [10.4 B]	5.99 B
OCTACHLORODIBENZOFURAN	ng/kg	20 B	0.807 JB	2.6 JB [2.51 JB]	0.107 JBQ
OCTACHLORODIBENZO-P-DIOXIN	ng/kg	9.05 JB	4.21 JB	13.6 B [13.9 B]	1.84 JBQ
PERCENT LIPIDS	%	2.5	2.5	2.4 [2.7]	4.1
Metals					
ALUMINUM	mg/kg	53.2	9.7 B	153 [162]	5.71 B
ANTIMONY	mg/kg	0.066 U	0.0647 U	0.0635 U [0.0647 U]	0.0647 U
ARSENIC	mg/kg	0.595 J	0.713	0.62 [0.559]	0.49
BARIUM	mg/kg	1.5 J	0.749	2.95 [2.15]	1.85
BERYLLIUM	mg/kg	0.0142 U	0.0139 U	0.0137 U [0.0139 U]	0.0139 U
CADMIUM	mg/kg	0.046 U	0.0451 U	0.0442 U [0.0451 U]	0.0451 U
CALCIUM	mg/kg	15,100 J	13,400	17,600 [13,400]	19,200
CHROMIUM	mg/kg	0.407	0.13 B	1.14 [0.919]	0.098 U
COBALT	mg/kg	0.0626 B	0.0196 U	0.126 [0.105]	0.031 B
COPPER	mg/kg	4.82	3.81	5.03 [4.86]	4.6
IRON	mg/kg	129 J	49.4	277 [278]	31.5
LEAD	mg/kg	0.588	0.581	1.68 [1.9]	0.306
MAGNESIUM	mg/kg	709 J	680	772 [684]	768
MANGANESE	mg/kg	12.7	9.21	23.7 [20.9]	17.2
MERCURY	ng/g	67.6	33.7	40.4 [40.6]	29.7
METHYL MERCURY	ng/g	60.5	47.7	48.6 [47.5]	47.1
NICKEL	mg/kg	0.188 U	0.184 U	0.411 [0.438]	0.184 U
POTASSIUM	mg/kg	3,770 J	3,660	3,400 [3,280]	3,780
SELENIUM	mg/kg	0.582	0.633	0.391 [0.393]	0.555
SILVER	mg/kg	0.066 B	0.0475 B	0.0692 B [0.0725 B]	0.049 B
SODIUM	mg/kg	1,960 J	1,870	2,130 [2,020]	2,100
THALLIUM	mg/kg	0.03 U	0.0294 U	0.0288 U [0.0294 U]	0.0294 U
TITANIUM	mg/kg	1.55 B	0.167 U	4.06 [4.01]	0.167 U
VANADIUM	mg/kg	0.284	0.165	0.592 [0.527]	0.172
ZINC	mg/kg	72.7 J	65.4	61.2 [56.3]	69.6

Table C-4
Mummichog (Whole Body) Analytical Results

Location ID: / Date Analyzed:	Units	NB03WMU122C 09/10/15	NB03WMU129 09/10/15	NB03WMU133 09/10/15	NB03WMU135 09/10/15
Butyltins					
DIBUTYLTIN	ug/kg	1.3 UCN	1.3 U	1.3 UJ [1.3 U]	1.3 U
MONOBUTYLTIN	ug/kg	21 UCN	21 UCN	21 UJCN [21 UCN]	20 UCN
TETRA-N-BUTYLTIN	ug/kg	1.7 U	1.7 U	1.7 UJ [1.8 U]	1.6 U
TRIBUTYLTIN	ug/kg	1.5 U	1.5 U	1.5 UJ [1.5 U]	1.4 U
Aroclor PCBs					
AROCLOR 1016	ug/kg	35 U	72 U	7 U [7.2 U]	70 U
AROCLOR 1221	ug/kg	45 U	92 U	9 U [9.1 U]	89 U
AROCLOR 1232	ug/kg	78 U	160 U	16 U [16 U]	150 U
AROCLOR 1242	ug/kg	32 U	66 U	6.4 U [6.6 U]	64 U
AROCLOR 1248	ug/kg	32 U	66 U	84 [89]	64 U
AROCLOR 1254	ug/kg	270	400	160 JP [260 JP]	1,600
AROCLOR 1260	ug/kg	48 U	98 U	9.5 U [9.7 U]	95 U
AROCLOR 1262	ug/kg	71 J	66 U	55 [6.6 U]	64 U
AROCLOR 1268	ug/kg	32 U	66 U	6.4 U [6.6 U]	64 U
TOTAL AROCLOR PCBs (SUM OF 7 AROCLORS)	ug/kg	270	400	244 J [349 J]	1,600
TOTAL AROCLOR PCBs (SUM OF 9 AROCLORS)	ug/kg	341 J	400	299 J [349 J]	1,600
Pesticides					
2,4'-DDD	pg/g	754	4,190	426 [335]	6,900
2,4'-DDE	pg/g	970	6,950	694 J [519 J]	11,900 J
2,4'-DDT	pg/g	116	10.8 U	42.8 [60.7]	10.8 U
4,4'-DDD	pg/g	32,200 DJ	125,000 D	15,500 J [11,200 J]	177,000 D
4,4'-DDE	pg/g	76,400 BDJ	220,000 BDJ	29,200 BD [23,300 BD]	192,000 BDJ
4,4'-DDT	pg/g	2,400 B	2,230 B	2,180 B [1,590 B]	4,840 B
ALDRIN	pg/g	9.16 U	9.16 U	9.16 U [9.16 U]	9.16 U
ALPHA BHC	pg/g	6.4 U	6.4 U	R [6.4 U]	40.5
ALPHA ENDOSULFAN	pg/g	57.4 U	57.4 U	57.4 U [57.4 U]	57.4 U
BETA BHC	pg/g	11.1 UJ	28.9 J	56.8 [43.9]	57.4
BETA ENDOSULFAN	pg/g	58.3 U	58.3 U	58.3 U [58.3 U]	58.3 U
CIS-CHLORDANE	pg/g	6,210 J	3,090	2,830 J [1,570 J]	4,560
CIS-NONACHLOR	pg/g	3,990 J	1,980	1,760 [1,450]	2,880
DELTA BHC	pg/g	5.08 U	5.08 U	R [R]	5.08 U
DIELDRIN	pg/g	8,170 J	4,090	4,140 [2,930]	5,340
ENDOSULFAN SULFATE	pg/g	63.3 U	63.3 U	63.3 U [63.3 U]	63.3 U
ENDRIN	pg/g	13.9 U	13.9 U	13.9 U [13.9 U]	13.9 U
ENDRIN ALDEHYDE	pg/g	131 U	131 U	131 U [131 U]	131 U
ENDRIN KETONE	pg/g	76 U	76 U	76 U [76 U]	76 U
GAMMA BHC (LINDANE)	pg/g	7.69 U	7.69 U	12.8 J [7.69 U]	25.2 J
HEPTACHLOR	pg/g	32.5 U	32.5 U	32.5 U [32.5 U]	16.9 J
HEPTACHLOR EPOXIDE	pg/g	914	295	607 [486]	851
HEXACHLOROBENZENE	pg/g	117 B	32.5 BJ	24 JB [17.2 JB]	34.7 BJ
METHOXYCHLOR	pg/g	38.9 UJ	38.9 U	38.9 U [38.9 UJ]	38.9 U
MIREX	pg/g	9.33 U	43.1	39.6 [29.6]	75.7
OXYCHLORDANE	pg/g	1,650 J	715	674 [516]	1,510
TRANS-CHLORDANE	pg/g	1,490	694	945 [759]	1,650

Table C-4
Mummichog (Whole Body) Analytical Results

Location ID: / Date Analyzed:	Units	NB03WMU122C 09/10/15	NB03WMU129 09/10/15	NB03WMU133 09/10/15	NB03WMU135 09/10/15
TRANS-HEPTACHLOR EPOXIDE	pg/g	503 J	150	17 U [116]	465
TRANS-NONACHLOR	pg/g	9,930 J	4,630	4,220 [2,930]	8,050
TOTAL ALPHA + GAMMA CHLORDANE	pg/g	7,700 J	3,780	3,780 J [2,330 J]	6,210
TOTAL DDT (2,4)	pg/g	1,840	11,100	1,160 J [915 J]	18,800 J
TOTAL DDT (4,4)	pg/g	111,000 J	347,000 J	46,900 J [36,100 J]	374,000 J
TOTAL DDT (2,4 & 4,4)	pg/g	113,000 J	358,000 J	48,000 J [37,000 J]	393,000 J
PCB Congeners					
PCB-1	ng/kg	11.8 B	15 B	12.9 B [13.2 B]	79 B
PCB-2	ng/kg	2.48	2.61	3.79 [3.61]	3.46 U
PCB-3	ng/kg	1.08 U	1.06 U	1.08 U [1.07 U]	7.93 JB
PCB-4	ng/kg	327 E	196	184 [176]	2,450 E
PCB-5	ng/kg	1.73 J	2.34 J	0.906 J [1.2 J]	5.24 J
PCB-6	ng/kg	61.8	47.1	27.5 [26.2]	963
PCB-7	ng/kg	8.9	8.35	8.84 [5.69]	24
PCB-8	ng/kg	312 E	247	144 [151]	1,360
PCB-9	ng/kg	9.79	7.94	4.03 [4.23]	40.6
PCB-10	ng/kg	21.2	14.5	13.6 [11.6]	96.2
PCB-11	ng/kg	64.7 B	57.2 B	86.7 B [95.9 B]	82.8 B
PCB-12/13	ng/kg	7.51	5.79	8.02 [8.45]	51
PCB-14	ng/kg	0.788 U	0.769 U	1.47 J [0.925 J]	3.96 U
PCB-15	ng/kg	48.8	18.6	49.4 [50.2]	87.3
PCB-16	ng/kg	626 EJ	454 E	274 [275]	2,080 E
PCB-17	ng/kg	1,470 BEJ	1,170 BE	653 BE [641 BE]	8,420 BE
PCB-18/30	ng/kg	1,980 BEJ	1,400 BE	755 BE [748 BE]	11,000 BE
PCB-19	ng/kg	R	133	101 [102]	1,990 E
PCB-20/28	ng/kg	15,800 BEJ	15,200 BE	6,540 BE [7,460 BE]	106,000 BE
PCB-21/33	ng/kg	254	189	94.1 [107]	1,290
PCB-22	ng/kg	1,450 EJ	1,300 E	768 E [798 E]	7,990 E
PCB-23	ng/kg	3.48	3.47	1.47 J [1.25 J]	13.1
PCB-24	ng/kg	23.3 J	15.2	5.21 [5.07]	73.9
PCB-25	ng/kg	345 E	251	179 [183]	3,260 E
PCB-26/29	ng/kg	877 E	693 E	418 [406]	6,830 E
PCB-27	ng/kg	319 EJ	199	115 [113]	2,780 E
PCB-31	ng/kg	5,470 EJ	5,060 E	2,870 E [3,090 E]	31,100 E
PCB-32	ng/kg	2,700 EJ	2,190 E	1,280 E [1,350 E]	15,000 E
PCB-34	ng/kg	19.5	16.6	10.2 [10.4]	187
PCB-35	ng/kg	1.65 J	0.865 U	2.02 [1.99]	7.45 J
PCB-36	ng/kg	1.01 J	1.22 J	0.783 U [0.777 U]	3.96 U
PCB-37	ng/kg	114	90.2	67.5 [71.5]	891
PCB-38	ng/kg	7.12	5.01	2.42 [2.49]	56.9
PCB-39	ng/kg	6.31	6.99	4.01 [3.86]	136
PCB-40/71	ng/kg	5,390 EJ	6,160 E	2,380 E [2,580 E]	46,200 E
PCB-41	ng/kg	250 J	386	107 [130]	3,450 E
PCB-42	ng/kg	3,360 EJ	4,030 E	1,410 E [1,560 E]	37,800 E
PCB-43	ng/kg	456 J	487	172 [177]	4,000 E

Table C-4
Mummichog (Whole Body) Analytical Results

Location ID: / Date Analyzed:	Units	NB03WMU122C 09/10/15	NB03WMU129 09/10/15	NB03WMU133 09/10/15	NB03WMU135 09/10/15
PCB-44/47/65	ng/kg	19,300 EJ	17,700 E	7,230 E [7,960 E]	167,000 E
PCB-45	ng/kg	591 E	559	274 [282]	8,110 E
PCB-46	ng/kg	126	105	49.3 [49.3]	1,380
PCB-48	ng/kg	388 J	423	179 [182]	8,610 E
PCB-49/69	ng/kg	15,900 EJ	14,900 E	5,550 E [5,850 E]	155,000 E
PCB-50/53	ng/kg	1,390 EJ	1,040	513 [515]	11,900 E
PCB-51	ng/kg	1,760 EJ	920 E	752 E [861 E]	5,860 E
PCB-52	ng/kg	19,300 BEJ	19,100 BE	6,590 BE [6,710 BE]	172,000 BE
PCB-54	ng/kg	48.7	13.9	19.7 [20.7]	125
PCB-55	ng/kg	50.2 J	48.9	26.9 J [14.3 J]	346
PCB-56	ng/kg	865 E	R	456 [472]	10,600 E
PCB-57	ng/kg	23.2	21.1	18.6 J [9.99 J]	205
PCB-58	ng/kg	21.9	22.8	14.1 [16.1]	157
PCB-60	ng/kg	3,070 EJ	4,720 E	1,200 E [1,320 E]	50,100 E
PCB-61/70/74/76	ng/kg	19,900 EJ	26,100 E	8,090 E [9,070 E]	249,000 E
PCB-62/75	ng/kg	1,510	1,380	567 [600]	13,700 E
PCB-63	ng/kg	901 EJ	1,130 E	419 [458]	8,640 E
PCB-64	ng/kg	9,970 EJ	12,000 E	3,950 E [4,370 E]	117,000 E
PCB-66	ng/kg	24,400 BEJ	30,900 BE	7,830 BE [8,990 BE]	367,000 BE
PCB-67	ng/kg	83.1	61.1	35.2 [39.6]	604
PCB-68	ng/kg	263	202	120 [132]	1,130
PCB-72	ng/kg	315	301	155 [169]	1,760
PCB-73	ng/kg	56.1 J	47.8	14.5 [23.5]	364
PCB-77	ng/kg	R	R	R [R]	4,220 E
PCB-78	ng/kg	1.58 U	1.54 U	1.57 U [1.55 U]	7.91 U
PCB-79	ng/kg	81.8 J	123	42.2 [38.6]	840
PCB-80	ng/kg	1.08 U	1.06 U	1.08 U [1.07 U]	5.44 U
PCB-81	ng/kg	27.5	33.1	12.6 [12.7]	467
PCB-82	ng/kg	559 J	1,390 E	329 [366]	14,000 E
PCB-83	ng/kg	467 J	689 E	244 [232]	6,920 E
PCB-84	ng/kg	1,080 EJ	1,760 E	553 [624 E]	13,200 E
PCB-85/116/117	ng/kg	5,580 EJ	8,190 E	2,380 E [2,620 E]	58,300 E
PCB-86/87/97/109/119/125	ng/kg	11,700 EJ	R	5,620 E [6,190 E]	108,000 E
PCB-88	ng/kg	8.11 J	8.18	8.19 J [3.33 J]	65.4
PCB-89	ng/kg	112	184	51.9 [59.1]	1,880
PCB-90/101/113	ng/kg	23,300 BEJ	29,400 BE	9,450 BE [10,000 BE]	172,000 BE
PCB-91	ng/kg	3,450 EJ	4,620 E	1,530 E [1,740 E]	27,900 E
PCB-92	ng/kg	5,320 EJ	7,160 E	2,880 E [3,080 E]	31,700 E
PCB-93/100	ng/kg	1,290 EJ	484	400 [450]	2,480
PCB-94	ng/kg	53.2	48.5	18 [18.4]	535
PCB-95	ng/kg	11,800 EJ	R	R [R]	R
PCB-96	ng/kg	34.6	32.9	14.1 [14.9]	431
PCB-98/102	ng/kg	723	823	299 [337]	6,550 E
PCB-99	ng/kg	21,200 EJ	26,000 E	8,600 E [9,700 E]	159,000 E
PCB-103	ng/kg	440 J	275	166 [179]	1,440

Table C-4
Mummichog (Whole Body) Analytical Results

Location ID: / Date Analyzed:	Units	NB03WMU122C 09/10/15	NB03WMU129 09/10/15	NB03WMU133 09/10/15	NB03WMU135 09/10/15
PCB-104	ng/kg	64.7	14.1	21 [23.9]	55.3
PCB-105	ng/kg	7,580 EJ	13,100 E	3,370 E [3,670 E]	88,700 E
PCB-106	ng/kg	1.67 U	1.63 U	1.66 U [1.65 U]	8.41 U
PCB-107	ng/kg	2,060 EJ	2,860 E	1,030 E [1,130 E]	14,100 E
PCB-108/124	ng/kg	286	439	160 [170]	2,620
PCB-110/115	ng/kg	25,400 EJ	42,000 E	12,500 E [14,300 E]	221,000 E
PCB-111	ng/kg	36	32.1	20 [21.6]	93
PCB-112	ng/kg	58.6	72.4	40.4 [45.8]	720
PCB-114	ng/kg	586 J	919 E	253 [284]	6,730 E
PCB-118	ng/kg	28,700 EJ	44,500 E	12,600 E [14,100 E]	234,000 E
PCB-120	ng/kg	170	174	92.4 [103]	522
PCB-121	ng/kg	28.8	13.5	11 [1.17 U]	47.5
PCB-122	ng/kg	16.1	16.2	3.29 J [13.4 J]	145
PCB-123	ng/kg	490	747 E	205 [215]	5,750 E
PCB-126	ng/kg	72.5	118	41.1 [41.6]	620
PCB-127	ng/kg	29.4	43.6	14.5 [16.8]	127
PCB-128/166	ng/kg	3,080 EJ	5,720 E	1,870 E [2,080 E]	14,900 E
PCB-129/138/163	ng/kg	35,100 EJ	50,000 E	23,800 E [26,600 E]	116,000 E
PCB-130	ng/kg	1,800 EJ	2,610 E	1,230 E [1,330 E]	6,890 E
PCB-131	ng/kg	42.4	92.8	31.1 [35.7]	381
PCB-132	ng/kg	4,100 EJ	7,360 E	3,120 E [3,470 E]	19,100 E
PCB-133	ng/kg	667 EJ	778 E	460 [508]	1,760
PCB-134	ng/kg	467 J	799 E	340 [384]	2,340
PCB-135/151	ng/kg	6,990 EJ	8,510 E	5,140 E [6,100 E]	20,800 E
PCB-136	ng/kg	721 EJ	1,170 E	536 [594 E]	3,040 E
PCB-137	ng/kg	1,480 EJ	2,200 E	756 E [831 E]	6,750 E
PCB-139/140	ng/kg	475	701	225 [249]	1,700
PCB-141	ng/kg	3,940 EJ	5,460 E	3,670 E [3,930 E]	14,000 E
PCB-142	ng/kg	1.67 U	1.63 U	1.66 U [1.65 U]	11.9 J
PCB-143	ng/kg	31.4	83.7	26.6 [18.9]	147
PCB-144	ng/kg	878 EJ	1,300 E	754 E [827 E]	3,040 E
PCB-145	ng/kg	3.97 J	7.09	2.42 J [2.24 J]	28.3
PCB-146	ng/kg	R	6,880 E	4,410 E [4,720 E]	14,500 E
PCB-147/149	ng/kg	16,000 BEJ	22,200 BE	11,300 BE [13,100 BE]	44,600 BE
PCB-148	ng/kg	106	74.1	40.2 [43.6]	171
PCB-150	ng/kg	66.6	48.7	23.3 [23.3]	156
PCB-152	ng/kg	4.48 J	4.57 J	1.56 J [2.16 J]	32.9
PCB-153/168	ng/kg	40,700 BEJ	47,600 BE	26,800 BE [29,800 BE]	96,000 BE
PCB-154	ng/kg	945 EJ	603 E	362 [415]	1,600
PCB-155	ng/kg	384 J	189	127 [138]	291
PCB-156/157	ng/kg	2,790 EJ	4,160 E	1,860 E [2,010 E]	12,600 E
PCB-158	ng/kg	2,690 EJ	4,150 E	1,890 E [2,010 E]	9,500 E
PCB-159	ng/kg	3.2 J	5.67	1.98 J [3.98 J]	13.3 J
PCB-160	ng/kg	13.4 J	27.9	8.65 J [11.2 J]	51.5 J
PCB-161	ng/kg	5.96	3.82 J	3.12 J [1.26 U]	14.4 J

Table C-4
Mummichog (Whole Body) Analytical Results

Location ID: / Date Analyzed:	Units	NB03WMU122C 09/10/15	NB03WMU129 09/10/15	NB03WMU133 09/10/15	NB03WMU135 09/10/15
PCB-162	ng/kg	233 J	305	190 [188]	R
PCB-164	ng/kg	1,330 EJ	1,930 E	1,030 E [1,130 E]	4,860 E
PCB-165	ng/kg	R	23.7	15.9 [16.4]	55.3
PCB-167	ng/kg	1,140 EJ	1,740 E	802 E [881 E]	4,520 E
PCB-169	ng/kg	1.48 U	1.44 U	1.47 U [1.46 U]	7.42 U
PCB-170	ng/kg	5,740 EJ	6,700 E	6,260 E [6,130 E]	14,300 E
PCB-171/173	ng/kg	R	R	R [R]	3,410
PCB-172	ng/kg	1,190 EJ	1,390 E	1,200 E [1,250 E]	2,710
PCB-174	ng/kg	R	3,790 E	3,520 E [3,700 E]	7,910 E
PCB-175	ng/kg	R	386	304 [317]	588
PCB-176	ng/kg	387	533	393 [413]	985
PCB-177	ng/kg	R	R	R [R]	R
PCB-178	ng/kg	R	2,060 E	1,670 E [1,730 E]	3,840 E
PCB-179	ng/kg	719 EJ	1,040 E	488 [538]	2,140
PCB-180/193	ng/kg	18,000 EJ	R	R [R]	35,500 E
PCB-181	ng/kg	R	R	R [R]	R
PCB-182	ng/kg	R	61.3	33.6 [38.2]	115
PCB-183/185	ng/kg	R	6,350 E	5,050 E [5,210 E]	9,630 E
PCB-184	ng/kg	32.4	23.2	13.3 [13.1]	29.4
PCB-186	ng/kg	1.48 U	2.23 J	1.47 U [1.46 U]	7.42 U
PCB-187	ng/kg	13,600 EJ	14,200 E	11,200 E [11,800 E]	25,700 E
PCB-188	ng/kg	48.3	33.5	16.2 [18.4]	68.6
PCB-189	ng/kg	208	243	204 [217]	591
PCB-190	ng/kg	1,230 EJ	1,400 E	1,260 E [1,270 E]	2,910
PCB-191	ng/kg	279 J	339	283 [290]	549
PCB-192	ng/kg	3.8 J	1.64 J	1.43 J [1.26 U]	6.43 U
PCB-194	ng/kg	2,240 EJ	2,550 E	2,160 E [2,410 E]	4,840 E
PCB-195	ng/kg	868 J	979 E	912 E [1,050 E]	1,830
PCB-196	ng/kg	1,680 EJ	1,780 E	1,600 E [1,750 E]	2,810
PCB-197/200	ng/kg	111 J	329	115 J [R]	588
PCB-198/199	ng/kg	4,030 EJ	4,110 E	3,640 E [3,820 E]	7,690
PCB-201	ng/kg	477 J	567	363 [402]	783
PCB-202	ng/kg	1,250 EJ	1,380 E	823 [892 E]	2,000
PCB-203	ng/kg	2,460 EJ	2,590 E	2,130 E [2,370 E]	4,760 E
PCB-204	ng/kg	5.17	4.81	3.34 J [3.36 J]	10.4 U
PCB-205	ng/kg	77.5	98	79.7 [86.3]	200
PCB-206	ng/kg	1,000 EJ	1,590 E	826 [952 E]	2,020
PCB-207	ng/kg	186	255	144 [171]	247
PCB-208	ng/kg	514 J	765	421 [492]	825
PCB-209	ng/kg	570	1,010 E	547 [609]	788
TOTAL PCB CONGENERS (209)	ng/kg	498,000 J	591,000 J	262,000 J [288,000 J]	3,370,000 J
Semivolatiles					
1,2,4,5-TETRACHLOROBENZENE	ug/kg	330 U	330 U	330 U [320 U]	330 U
1,2-DIPHENYLHYDRAZINE	ug/kg	330 U	330 U	330 U [320 U]	330 U
1-METHYLNAPHTHALENE	ug/kg	2.6 U	2.6 U	2.6 U [2.6 U]	13 U

Table C-4
Mummichog (Whole Body) Analytical Results

Location ID: / Date Analyzed:	Units	NB03WMU122C 09/10/15	NB03WMU129 09/10/15	NB03WMU133 09/10/15	NB03WMU135 09/10/15
2,3,4,6-TETRACHLOROPHENOL	ug/kg	1,300 U	1,300 U	1,300 U [1,300 U]	1,300 U
2,4,5-TRICHLOROPHENOL	ug/kg	330 U	330 U	330 U [320 U]	330 U
2,4,6-TRICHLOROPHENOL	ug/kg	330 U	330 U	330 U [320 U]	330 U
2,4-DICHLOROPHENOL	ug/kg	330 U	330 U	330 U [320 U]	330 U
2,4-DIMETHYLPHENOL	ug/kg	330 U	330 U	330 U [320 U]	330 U
2,4-DINITROPHENOL	ug/kg	5,900 UJ	5,900 UJ	6,000 UJ [5,800 UJ]	6,000 UJ
2,4-DINITROTOLUENE	ug/kg	1,300 U	1,300 U	1,300 U [1,300 U]	1,300 U
2,6-DINITROTOLUENE	ug/kg	330 U	330 U	330 U [320 U]	330 U
2-CHLORONAPHTHALENE	ug/kg	130 U	130 U	130 U [130 U]	130 U
2-CHLOROPHENOL	ug/kg	330 U	330 U	330 U [320 U]	330 U
2-METHYLNAPHTHALENE	ug/kg	3.1 J	2.6 U	2.6 U [2.6 U]	13 U
2-METHYLPHENOL (O-CRESOL)	ug/kg	330 U	330 U	330 U [320 U]	330 U
2-NITROANILINE	ug/kg	330 U	330 U	330 U [320 U]	330 U
2-NITROPHENOL	ug/kg	330 U	330 U	330 U [320 U]	330 U
3,3'-DICHLOROBENZIDINE	ug/kg	2,000 U	2,000 U	2,000 U [1,900 U]	2,000 U
3-NITROANILINE	ug/kg	1,300 U	1,300 U	1,300 U [1,300 U]	1,300 U
4,6-DINITRO-2-METHYLPHENOL	ug/kg	3,300 U	3,300 U	3,300 U [3,200 U]	3,300 U
4-BROMOPHENYL PHENYL ETHER	ug/kg	330 U	330 U	330 U [320 U]	330 U
4-CHLORO-3-METHYLPHENOL	ug/kg	330 U	330 U	330 U [320 U]	330 U
4-CHLOROANILINE	ug/kg	660 U	650 U	670 U [650 U]	670 U
4-CHLOROPHENYL PHENYL ETHER	ug/kg	330 U	330 U	330 U [320 U]	330 U
4-METHYLPHENOL (P-CRESOL)	ug/kg	330 U	330 U	330 U [320 U]	330 U
4-NITROANILINE	ug/kg	1,300 U	1,300 U	1,300 U [1,300 U]	1,300 U
4-NITROPHENOL	ug/kg	3,300 U	3,300 U	3,300 U [3,200 U]	3,300 U
ACENAPHTHENE	ug/kg	2.6 U	2.8 J	7.2 [5.2 J]	13 U
ACENAPHTHYLENE	ug/kg	2.6 U	2.6 U	2.6 U [2.6 U]	13 U
ACETOPHENONE	ug/kg	330 U	330 U	330 U [320 U]	330 U
ANTHRACENE	ug/kg	2.6 U	2.6 U	5.7 J [2.6 U]	13 U
ATRAZINE	ug/kg	660 U	650 U	670 U [650 U]	670 U
BENZALDEHYDE	ug/kg	1,300 U	1,300 U	1,300 U [1,300 U]	1,300 U
BENZIDINE	ug/kg	14,000 U	14,000 U	14,000 U [14,000 U]	14,000 U
BENZO(A)ANTHRACENE	ug/kg	2.6 U	2.6 U	2.6 U [2.6 U]	13 U
BENZO(A)PYRENE	ug/kg	2.6 UJ	2.6 UJ	2.6 UJ [2.6 U]	13 U
BENZO(B)FLUORANTHENE	ug/kg	2.6 UJ	2.6 UJ	2.6 UJ [2.6 U]	13 U
BENZO(G,H,I)PERYLENE	ug/kg	2.6 UJ	2.6 UJ	2.6 UJ [2.6 U]	13 U
Benzo(j)+(k)Fluoranthene	ug/kg	2.6 UJ	2.6 UJ	2.6 UJ [2.6 U]	13 U
BENZO[E]PYRENE	ug/kg	2.6 U	2.6 U	2.6 U [2.6 U]	13 U
BENZOIC ACID	ug/kg	3,300 U	3,300 U	3,300 U [3,200 U]	3,300 U
BENZYL BUTYL PHTHALATE	ug/kg	1,300 U	1,300 U	1,300 U [1,300 U]	1,300 U
BIPHENYL (DIPHENYL)	ug/kg	330 U	330 U	330 U [320 U]	330 U
BIS(2-CHLOROETHOXY) METHANE	ug/kg	330 U	330 U	330 U [320 U]	330 U
BIS(2-CHLOROETHYL) ETHER (2-CHLOROETHYL ETHER	ug/kg	330 U	330 U	330 U [320 U]	330 U
BIS(2-CHLOROISOPROPYL) ETHER	ug/kg	330 U	330 U	330 U [320 U]	330 U
BIS(2-ETHYLHEXYL) PHTHALATE	ug/kg	1,300 U	1,300 U	1,300 U [1,300 U]	1,300 U
C1-CHRYSENES	ug/kg	2.6 U	2.6 U	2.6 U [2.6 U]	13 U

Table C-4
Mummichog (Whole Body) Analytical Results

Location ID: / Date Analyzed:	Units	NB03WMU122C 09/10/15	NB03WMU129 09/10/15	NB03WMU133 09/10/15	NB03WMU135 09/10/15
C1-FLUORANTHENES/PYRENES	ug/kg	2.6 U	2.6 U	2.6 U [2.6 U]	13 U
C1-FLUORENES	ug/kg	2.6 U	2.6 U	2.6 U [2.6 U]	13 U
C1-NAPHTHALENES	ug/kg	8.2	2.6 U	2.6 U [2.6 U]	13 U
C1-PHENANTHRENE/ANTHRACENE	ug/kg	2.6 U	2.6 U	2.6 U [2.6 U]	13 U
C2-CHRYSENE	ug/kg	2.6 U	2.6 U	2.6 U [2.6 U]	13 U
C2-FLUORANTHENES/PYRENE	ug/kg	2.6 U	2.6 U	2.6 U [2.6 U]	13 U
C2-FLUORENES	ug/kg	2.6 U	2.6 U	2.6 U [2.6 U]	13 U
C2-NAPHTHALENES	ug/kg	2.6 U	2.6 U	2.6 U [2.6 U]	22 J
C2-PHENANTHRENE/ANTHRACENE	ug/kg	2.6 U	2.6 U	2.6 U [2.6 U]	13 U
C3-CHRYSENE	ug/kg	2.6 U	2.6 U	2.6 U [2.6 U]	13 U
C3-FLUORANTHENES/PYRENE	ug/kg	2.6 U	2.6 U	2.6 U [2.6 U]	13 U
C3-FLUORENES	ug/kg	2.6 U	2.6 U	2.6 U [2.6 U]	13 U
C3-NAPHTHALENES	ug/kg	2.6 U	2.6 U	2.6 U [2.6 U]	13 U
C3-PHENANTHRENE/ANTHRACENE	ug/kg	2.6 U	2.6 U	2.6 U [2.6 U]	13 U
C4-CHRYSENE	ug/kg	2.6 U	2.6 U	2.6 U [2.6 U]	13 U
C4-NAPHTHALENES	ug/kg	2.6 U	2.6 U	2.6 U [2.6 U]	13 U
C4-PHENANTHRENE/ANTHRACENE	ug/kg	2.6 U	2.6 U	2.6 U [2.6 U]	13 U
CAPROLACTAM	ug/kg	660 U	650 U	670 U [650 U]	670 U
CARBAZOLE	ug/kg	330 U	330 U	330 U [320 U]	330 U
CHRYSENE	ug/kg	2.6 U	2.6 U	2.8 J+ [2.6 U]	13 U
DIBENZ(A,H)ANTHRACENE	ug/kg	2.6 UJ	2.6 UJ	2.6 UJ [2.6 U]	13 U
DIBENZOFURAN	ug/kg	330 U	330 U	330 U [320 U]	330 U
DIETHYL PHTHALATE	ug/kg	1,300 U	1,300 U	1,300 U [1,300 U]	1,300 U
DIMETHYL PHTHALATE	ug/kg	1,300 U	1,300 U	1,300 U [1,300 U]	1,300 U
DI-N-BUTYL PHTHALATE	ug/kg	1,300 U	1,300 U	1,300 U [1,300 U]	1,300 U
DI-N-OCTYLPHTHALATE	ug/kg	1,300 U	1,300 U	1,300 U [1,300 U]	1,300 U
FLUORANTHENE	ug/kg	2.6 U	2.6 U	9 J+ [3.6 J]	13 U
FLUORENE	ug/kg	2.6 U	2.6 U	5.8 J [2.6 U]	13 U
HEXACHLOROBUTADIENE	ug/kg	330 U	330 U	330 U [320 U]	330 U
HEXACHLOROCYCLOPENTADIENE	ug/kg	3,300 U	3,300 U	3,300 U [3,200 U]	3,300 U
HEXACHLOROETHANE	ug/kg	660 U	650 U	670 U [650 U]	670 U
INDENO(1,2,3-C,D)PYRENE	ug/kg	2.6 UJ	2.6 UJ	2.6 UJ [2.6 U]	13 U
ISOPHORONE	ug/kg	330 U	330 U	330 U [320 U]	330 U
NAPHTHALENE	ug/kg	2.6 U	2.6 U	3.8 J [2.6 U]	13 U
NITROBENZENE	ug/kg	330 U	330 U	330 U [320 U]	330 U
N-NITROSODI-N-PROPYLAMINE	ug/kg	330 U	330 U	330 U [320 U]	330 U
N-NITROSODIPHENYLAMINE	ug/kg	330 U	330 U	330 U [320 U]	330 U
PENTACHLOROPHENOL	ug/kg	660 U	650 U	670 U [650 U]	670 U
PERYLENE	ug/kg	2.6 U	2.6 U	2.6 U [2.6 U]	13 U
PHENANTHRENE	ug/kg	2.6 U	2.6 U	5.7 J [2.6 U]	13 U
PHENOL	ug/kg	330 U	330 U	330 U [320 U]	330 U
PYRENE	ug/kg	3.4 J	2.6 U	9.1 J+ [2.9 J]	13 U
PYRIDINE	ug/kg	1,300 U	1,300 U	1,300 U [1,300 U]	1,300 U
TOTAL HMW PAHs	ug/kg	3.4 J	2.6 U	20.9 J [6.5 J]	13 U
TOTAL LMW PAHs	ug/kg	3.1 J	2.8 J	28.2 J [5.2 J]	13 U

Table C-4
Mummichog (Whole Body) Analytical Results

Location ID: / Date Analyzed:	Units	NB03WMU122C 09/10/15	NB03WMU129 09/10/15	NB03WMU133 09/10/15	NB03WMU135 09/10/15
TOTAL PAHs	ug/kg	6.5 J	2.8 J	49.1 J [11.7 J]	13 U
Physical Parameters					
MOISTURE (WATER) CONTENT	%	292	324	324 [318]	278
PERCENT MOISTURE	%	74.5	76.4	76.4 [76.1]	73.5

Table C-4
Mummichog (Whole Body) Analytical Results

Notes:

1. Totals were calculated using detected values only. If all analytes that make up a given total are non-detect, the total will be reported as the highest detection limit of the individual analytes and will be qualified with a "U" flag to indicate it is a non-detect.
2. Total PCB Congeners (209) = sum of 209 individual congener PCBs
3. Total Aroclor PCBs (Sum of 7 Aroclors) = sum of Aroclor-1016, Aroclor-1221, Aroclor-1232, Aroclor-1242, Aroclor-1248, Aroclor-1254, and Aroclor-1260
4. Total Aroclor PCBs (Sum of 9 Aroclors) = sum of Aroclor-1016, Aroclor-1221, Aroclor-1232, Aroclor-1242, Aroclor-1248, Aroclor-1254, Aroclor-1260, Aroclor-1262, and Aroclor-1268
5. Total Alpha + Gamma Chlordane = sum of alpha-Chlordane and gamma-Chlordane
6. Total DDT (2,4) = sum of 2,4'-DDD, 2,4'-DDE, and 2,4'-DDT
7. Total DDT (4,4) = sum of 4,4'-DDD, 4,4'-DDE, and 4,4'-DDT
8. Total DDT (2,4 & 4,4) = sum of 2,4'-DDD, 2,4'-DDE, 2,4'-DDT, 4,4'-DDD, 4,4'-DDE, and 4,4'-DDT
9. Total HMW PAHs = sum of fluoranthene, pyrene, benzo(a)anthracene, chrysene, benzo(b)fluoranthene, benzo(k)fluoranthene, benzo(a)pyrene, indeno(1,2,3-cd)pyrene, dibenzo(a,h)anthracene, and benzo(g,h,i)perylene.
10. Total LMW PAHs = sum of naphthalene, 2-methylnaphthalene, acenaphthylene, acenaphthene, fluorene, phenanthrene, and anthracene.
11. Total PAHs = sum of Total LMW PAHs and Total HMW PAHs.

DDD = dichlorodiphenyldichloroethane
DDE = dichlorodiphenyldichloroethylene
DDT = dichlorodiphenyltrichloroethane
HMW = high molecular weight
LMW = low molecular weight
PAH = polycyclic aromatic hydrocarbon
PCB = polychlorinated biphenyl

% = percent
mg/kg = milligrams per kilogram
ng/g = nanograms per gram
ng/kg = nanograms per kilogram
pg/g = picograms per gram
ug/kg = micrograms per kilogram

Table C-5
Striped Killifish (Whole Body) Analytical Results

Location ID: / Date Analyzed:	Units	NB03WSK122A 08/22/15	NB03WSK122B 09/12/15	NB03WSK123A 09/10/15	NB03WSK123B 09/10/15	NB03WSK124 09/12/15	NB03WSK127A 09/10/15
Dioxins/Furans							
1,2,3,4,6,7,8-HEPTACHLORODIBENZOFURAN	ng/kg	12.1 B	13.3 B	2.46 JB	0.563 JBQ	2.16 JBQ	0.284 JBQ
1,2,3,4,6,7,8-HEPTACHLORODIBENZO-P-DIOXIN	ng/kg	0.922 JB	2 JB	1.22 JB	1.22 JBQ	0.58 JB	0.74 JB
1,2,3,4,7,8,9-HEPTACHLORODIBENZOFURAN	ng/kg	0.0779 U	0.329 JBQ	0.195 JBQ	0.194 JBQ	0.148 U	0.136 U
1,2,3,4,7,8-HEXACHLORODIBENZOFURAN	ng/kg	2.72 JB	1.9 J	0.497 J	0.63 JQ	0.263 JQ	0.385 J
1,2,3,4,7,8-HEXACHLORODIBENZO-P-DIOXIN	ng/kg	0.247 JQ	0.315 JBQ	0.0806 JBQ	0.117 JBQ	0.06 JBQ	0.13 JBQ
1,2,3,6,7,8-HEXACHLORODIBENZOFURAN	ng/kg	4.7 JB	5.49 CQ	1.14 JB	1.85 JB	0.979 JB	1.13 JB
1,2,3,6,7,8-HEXACHLORODIBENZO-P-DIOXIN	ng/kg	0.246 JBQ	0.359 JBQ	0.222 JBQ	0.257 JB	0.148 JB	0.126 JBQ
1,2,3,7,8,9-HEXACHLORODIBENZOFURAN	ng/kg	0.135 JB	0.154 JB	0.218 JBQ	0.0796 JBQ	0.0489 JBQ	0.0626 JB
1,2,3,7,8,9-HEXACHLORODIBENZO-P-DIOXIN	ng/kg	0.208 JBQ	0.325 JBQ	0.201 JBQ	0.242 JBQ	0.182 JBQ	0.142 JBQ
1,2,3,7,8-PENTACHLORODIBENZOFURAN	ng/kg	0.0447 U	1.33 JQ	1.85 JQ	3.12 J	0.21 JQ	1.78 J
1,2,3,7,8-PENTACHLORODIBENZO-P-DIOXIN	ng/kg	0.095 U	0.423 JBQ	0.487 JBQ	0.663 JBQ	0.347 JB	0.162 U
2,3,4,6,7,8-HEXACHLORODIBENZOFURAN	ng/kg	0.241 JBQ	0.269 JB	0.0926 JBQ	0.104 JBQ	0.114 JB	0.0992 JB
2,3,4,7,8-PENTACHLORODIBENZOFURAN	ng/kg	6.91 BC	14.1 BC	2.85 JB	3.67 JB	2.16 JBQ	0.232 JBQ
2,3,7,8-TETRACHLORODIBENZOFURAN	ng/kg	0.934 JBQ	0.928 J	0.683 J	0.734 J	0.6 JQ	0.76 J
2,3,7,8-TETRACHLORODIBENZO-P-DIOXIN	ng/kg	39.1	39.5 B	24.5 B	32.1 B	15.8 B	18.1 B
OCTACHLORODIBENZOFURAN	ng/kg	3.26 JB	2.98 JB	0.88 JB	1.05 JB	0.505 JB	0.563 JBQ
OCTACHLORODIBENZO-P-DIOXIN	ng/kg	7.43 JB	13.2 B	7.07 JB	8.17 JB	2.89 JB	4.77 JBQ
PERCENT LIPIDS	%	0.29	3.7	3	4.8	4.9	3.9
Metals							
ALUMINUM	mg/kg	5.6 U	40.9	37.9	45.7	21.6	35.8
ANTIMONY	mg/kg	0.066 U	0.0653 U	0.0653 U	0.066 U	0.0641 U	0.0653 U
ARSENIC	mg/kg	2.36	0.904	0.665	0.535	0.684 J	0.763
BARIUM	mg/kg	0.465	1.38	1.91	1.44	1.03 J	4.67
BERYLLIUM	mg/kg	0.0142 U	0.0141 U	0.0141 U	0.0142 U	0.0138 U	0.0141 U
CADMIUM	mg/kg	0.046 U	0.0455 U	0.0455 U	0.046 U	0.0447 U	0.0455 U
CALCIUM	mg/kg	1,380	21,400	18,900	16,100	9,910 J	14,500
CHROMIUM	mg/kg	0.1 U	0.337 B	0.338 B	0.333 B	0.41	0.312 B
COBALT	mg/kg	0.02 U	0.067 B	0.0457 B	0.05 B	0.0569 B	0.0499 B
COPPER	mg/kg	14.5	2.15	3.06	3.53	1.7 J	2.98
IRON	mg/kg	5.3 B	86.9	85.9	144	52.9	85.3
LEAD	mg/kg	0.026 U	0.406	0.422	0.749	0.297	0.401
MAGNESIUM	mg/kg	480	621	629	584	464 J	536
MANGANESE	mg/kg	3.44	5.62	4.72	4.39	4.81 J	4.11
MERCURY	ng/g	69.9	98.2	32.3	30.5	31.9	30.5
METHYL MERCURY	ng/g	31.7 J	128	37	42.3	41.2	41.6
NICKEL	mg/kg	0.188 U	0.186 U	0.186 U	0.188 U	0.183 U	0.42
POTASSIUM	mg/kg	4,270	2,910	3,810	3,090	2,920	3,090
SELENIUM	mg/kg	0.802	0.709	0.774	0.743	0.69	0.575
SILVER	mg/kg	0.364	0.0665 B	0.0412 B	0.0494 B	0.0233 B	0.0453 B
SODIUM	mg/kg	2,420	1,940	1,880	1,710	1,660	1,590
THALLIUM	mg/kg	0.03 U	0.0297 U	0.0297 U	0.03 U	0.0291 U	0.0297 U
TITANIUM	mg/kg	3.17	1.47 B	0.168 U	1.51 B	0.165 U	1.14 B
VANADIUM	mg/kg	0.282	0.252	0.335	0.317	0.148	0.222
ZINC	mg/kg	42	34.3	36.1	32.4	23.5 J	36

Table C-5
Striped Killifish (Whole Body) Analytical Results

Location ID: / Date Analyzed:	Units	NB03WSK122A 08/22/15	NB03WSK122B 09/12/15	NB03WSK123A 09/10/15	NB03WSK123B 09/10/15	NB03WSK124 09/12/15	NB03WSK127A 09/10/15
Butyltins							
DIBUTYLTIN	ug/kg	1.3 U	1.3 U	1.3 U	1.3 U	1.3 U	1.3 U
MONOBUTYLTIN	ug/kg	20 UCN	20 UCN	21 UCN	20 UCN	20 UCN	20 UCN
TETRA-N-BUTYLTIN	ug/kg	1.7 U	1.7 U	1.7 U	1.7 U	1.6 U	1.7 U
TRIBUTYLTIN	ug/kg	1.5 UJ	1.5 U	1.5 U	1.5 U	1.4 U	1.5 U
Aroclor PCBs							
AROCLOR 1016	ug/kg	36 U	35 U	36 U	36 U	36 U	35 U
AROCLOR 1221	ug/kg	46 U	45 U	45 U	45 U	46 U	45 U
AROCLOR 1232	ug/kg	79 U	78 U	79 U	79 U	80 U	78 U
AROCLOR 1242	ug/kg	33 U	32 U	33 U	33 U	33 U	32 U
AROCLOR 1248	ug/kg	33 U	560 JP	1,800	1,700	33 U	460
AROCLOR 1254	ug/kg	540	610	950	810	400	640
AROCLOR 1260	ug/kg	49 U	48 U	48 U	48 U	49 U	48 U
AROCLOR 1262	ug/kg	33 U	120 J	150 JP	130 JP	76 J	140 JP
AROCLOR 1268	ug/kg	33 U	32 U	33 U	33 U	33 U	32 U
TOTAL AROCLOR PCBs (SUM OF 7 AROCLORS)	ug/kg	540	1,170 J	2,750	2,510	400	1,100
TOTAL AROCLOR PCBs (SUM OF 9 AROCLORS)	ug/kg	540	1,290 J	2,900 J	2,640 J	476 J	1,240 J
Pesticides							
2,4'-DDD	pg/g	12,800 D	8,690	6,950	8,010	7,910	7,100
2,4'-DDE	pg/g	12,000 D	10,100	6,460	7,650 J	4,910	12,000 J
2,4'-DDT	pg/g	203 D	113	106	135	629	64.4
4,4'-DDD	pg/g	57,400 D	58,900 D	45,700 D	59,400 D	55,700 D	34,600 DJ
4,4'-DDE	pg/g	97,800 BED	108,000 BD	88,100 BD	113,000 BD	86,500 D	97,500 BDJ
4,4'-DDT	pg/g	3,190 D	2,500 B	1,260 B	1,860 B	6,890	892 B
ALDRIN	pg/g	21.1 JD	19.6 J	26.5 J	32 J	35.8	9.16 U
ALPHA BHC	pg/g	35.2 JD	34.9 J	35.5	46.2	35.3	46.3
ALPHA ENDOSULFAN	pg/g	57.4 UD	57.4 U	57.4 U	57.4 U	57.4 U	57.4 U
BETA BHC	pg/g	77.4 JD	48.3	41.1	56.6	43.8	43.5
BETA ENDOSULFAN	pg/g	58.3 UD	58.3 U	58.3 U	58.3 U	58.3 U	58.3 U
CIS-CHLORDANE	pg/g	19,300 D	18,900 D	24,400 D	6,370	25,700 BD	3,820
CIS-NONACHLOR	pg/g	7,150 D	8,460	8,750	9,780	8,920	4,550
DELTA BHC	pg/g	5.08 UD	4.95 J	5.08 U	R	5.14 J	5.08 U
DIELDRIN	pg/g	11,500 D	10,700	11,400	8,900	8,970	9,320
ENDOSULFAN SULFATE	pg/g	448 D	297	407	91.4 J	35.7 J	277
ENDRIN	pg/g	13.9 UD	21 J	34.6	51.7	29 J	50
ENDRIN ALDEHYDE	pg/g	131 UD	131 U	131 U	131 U	131 U	131 U
ENDRIN KETONE	pg/g	76 UD	76 U	76 U	76 U	76 U	76 U
GAMMA BHC (LINDANE)	pg/g	27.8 JD	23.1 J	26.9 J	24.6 J	19.7 J	20.9 J
HEPTACHLOR	pg/g	32.5 UD	32.5 U	10.1 J	11.6 J	17.5 J	5.96 J
HEPTACHLOR EPOXIDE	pg/g	1,360 D	1,510	1,610	1,930	1,830	859
HEXACHLOROBENZENE	pg/g	71 JBD	33 JB	12.6 JB	20 JB	73.5 B	18.2 JB
METHOXYCHLOR	pg/g	38.9 UDJ	38.9 UJ	38.9 UJ	38.9 UJ	38.9 UJ	38.9 UJ
MIREX	pg/g	239 DJ	201 J	452	525	99 J	78.7
OXYCHLORDANE	pg/g	4,470 D	4,710	2,360	3,080	3,560	1,400
TRANS-CHLORDANE	pg/g	4,940 D	6,360	6,870	5,900	7,030	2,950

Table C-5
Striped Killifish (Whole Body) Analytical Results

Location ID: / Date Analyzed:	Units	NB03WSK122A 08/22/15	NB03WSK122B 09/12/15	NB03WSK123A 09/10/15	NB03WSK123B 09/10/15	NB03WSK124 09/12/15	NB03WSK127A 09/10/15
TRANS-HEPTACHLOR EPOXIDE	pg/g	1,150 D	858	623	650	2,740	278
TRANS-NONACHLOR	pg/g	17,200 D	20,700	18,400 D	21,000 D	19,200 D	11,800
TOTAL ALPHA + GAMMA CHLORDANE	pg/g	24,200	25,300	31,300	12,300	32,700	6,770
TOTAL DDT (2,4)	pg/g	25,000	18,900	13,500	15,800 J	13,400	19,200 J
TOTAL DDT (4,4)	pg/g	158,000	169,000	135,000	174,000	149,000	133,000 J
TOTAL DDT (2,4 & 4,4)	pg/g	183,000	188,000	149,000	190,000 J	163,000	152,000 J
PCB Congeners							
PCB-1	ng/kg	30	42.6 B	63.2 B	76.3 B	25.3 B	32.1 B
PCB-2	ng/kg	4.01 J	4.71	3.8 J	3.68 J	2.35	3.88
PCB-3	ng/kg	5.37 U	1.08 U	5.39 U	5.32 U	1.09 U	1.06 U
PCB-4	ng/kg	796	1,020 E	2,290 E	2,980 E	798 E	748 E
PCB-5	ng/kg	7.92 J	7.19	20.3 J	34.2	4.03 J	3.96 J
PCB-6	ng/kg	177	212	1,280	1,700 E	129	111
PCB-7	ng/kg	21.4	27.1	104	145	18.5	15.2
PCB-8	ng/kg	701 B	807 E	2,720 E	3,930 E	512 E	438 E
PCB-9	ng/kg	52.1	62.3	219	323	37.2	34.3
PCB-10	ng/kg	64.1	83	161	244	88.8	78.7
PCB-11	ng/kg	83.8 B	83.2 B	47.8 JB	52 B	62.2 B	72.6 B
PCB-12/13	ng/kg	21 J	15.7	38.6	46.9	9.56	10.6
PCB-14	ng/kg	3.9 U	0.814 J	3.92 U	3.87 U	0.963 J	0.773 U
PCB-15	ng/kg	39.1	87.7	65.5	48.3	58.9	27.1
PCB-16	ng/kg	1,310 B	1,520 E	3,120 E	4,690 E	951 E	967 E
PCB-17	ng/kg	4,640 BE	5,450 BE	15,700 BE	20,300 BE	3,290 BE	3,590 BE
PCB-18/30	ng/kg	7,160 BE	9,070 BE	23,900 BE	30,200 BE	4,820 BE	5,640 BE
PCB-19	ng/kg	878	R	2,430 E	3,120 E	R	689 E
PCB-20/28	ng/kg	28,500 BE	35,800 BE	128,000 BE	138,000 BE	21,500 BE	21,200 BE
PCB-21/33	ng/kg	1,210	1,310 E	2,540	3,930 E	679 E	653 E
PCB-22	ng/kg	1,480 E	1,980 E	4,830 E	7,170 E	1,240 E	834 E
PCB-23	ng/kg	10.5	10.6	25.9	32.6	5.52	6.49
PCB-24	ng/kg	86.6	98.9	316	412	65.4	63
PCB-25	ng/kg	659	731 E	2,930 E	3,950 E	463 E	390 E
PCB-26/29	ng/kg	1,650	1,930 E	7,090 E	9,380 E	1,380 E	1,120 E
PCB-27	ng/kg	903	1,010 E	2,870 E	3,870 E	720 E	739 E
PCB-31	ng/kg	10,000 BE	12,600 E	36,700 E	44,200 E	7,920 E	7,050 E
PCB-32	ng/kg	2,720 E	3,100 E	9,600 E	14,100 E	1,990 E	1,980 E
PCB-34	ng/kg	69.6	74.4	236	325	35.6	42.2
PCB-35	ng/kg	4.39 U	1.57 J	4.41 U	4.36 U	0.896 U	0.87 U
PCB-36	ng/kg	3.9 U	0.786 U	3.92 U	3.87 U	0.796 U	0.773 U
PCB-37	ng/kg	291	178	461	557	108	97
PCB-38	ng/kg	55.8	18.1	57.4	71.2	11.9	10
PCB-39	ng/kg	176	76	212	285	41	51.2
PCB-40/71	ng/kg	6,000 E	7,300 E	19,900 E	28,400 E	4,490 E	4,730 E
PCB-41	ng/kg	678	740 E	2,600	4,330 E	543	586 E
PCB-42	ng/kg	11,100 E	12,300 E	36,600 E	45,900 E	7,770 E	8,260 E
PCB-43	ng/kg	1,350	1,340 E	3,060 E	4,020 E	640 E	1,090 E

Table C-5
Striped Killifish (Whole Body) Analytical Results

Location ID: / Date Analyzed:	Units	NB03WSK122A 08/22/15	NB03WSK122B 09/12/15	NB03WSK123A 09/10/15	NB03WSK123B 09/10/15	NB03WSK124 09/12/15	NB03WSK127A 09/10/15
PCB-44/47/65	ng/kg	46,200 BE	53,100 E	129,000 E	161,000 E	28,700 E	33,700 E
PCB-45	ng/kg	1,890	2,070 E	6,920 E	9,440 E	1,330 E	1,500 E
PCB-46	ng/kg	717	658 E	1,630	2,380	456	480
PCB-48	ng/kg	5,240 E	5,430 E	14,300 E	18,300 E	2,670 E	3,650 E
PCB-49/69	ng/kg	40,000 E	46,300 E	122,000 E	146,000 E	24,200 E	30,800 E
PCB-50/53	ng/kg	4,010	4,490 E	9,700 E	12,800 E	2,690 E	2,930 E
PCB-51	ng/kg	3,460 E	3,630 E	4,480 E	6,050 E	1,730 E	1,670 E
PCB-52	ng/kg	53,500 BE	61,500 BE	160,000 BE	193,000 BE	35,500 BE	47,400 BE
PCB-54	ng/kg	219	199	197	272	103	104
PCB-55	ng/kg	5.85 U	66.1	263	258	65.8	45.3
PCB-56	ng/kg	784	1,130 E	2,760	4,600 E	693 E	504
PCB-57	ng/kg	26.8	30.2	148	225	28.1	17.8
PCB-58	ng/kg	19.9 J	34	75.2	112	26.1	15.1
PCB-60	ng/kg	5,660 E	7,280 E	29,200 E	34,500 E	4,380 E	4,470 E
PCB-61/70/74/76	ng/kg	36,900 E	44,400 E	149,000 E	169,000 E	25,700 E	27,700 E
PCB-62/75	ng/kg	3,730	4,380 E	11,900 E	15,500 E	2,850 E	2,840 E
PCB-63	ng/kg	1,690	1,870 E	4,900 E	6,470 E	1,150 E	1,250 E
PCB-64	ng/kg	17,800 E	22,900 E	68,800 E	82,900 E	12,000 E	13,600 E
PCB-66	ng/kg	50,700 BE	58,700 BE	173,000 BE	232,000 BE	30,800 BE	34,600 BE
PCB-67	ng/kg	96	174	299	481	97.3	111
PCB-68	ng/kg	498	547	800	1,070	317	350
PCB-72	ng/kg	509	576	1,050	1,420	393	439
PCB-73	ng/kg	138	189	283	644	94.2	103
PCB-77	ng/kg	287	R	1,110	1,980	R	R
PCB-78	ng/kg	7.8 U	1.57 U	7.84 U	7.74 U	1.59 U	1.55 U
PCB-79	ng/kg	305	235	468	689	197	259
PCB-80	ng/kg	5.37 U	1.08 U	5.39 U	5.32 U	1.09 U	1.06 U
PCB-81	ng/kg	43.9	49.7	212	314	39.9	35.3
PCB-82	ng/kg	4,490 E	4,640 E	9,220 E	12,400 E	3,210 E	4,110 E
PCB-83	ng/kg	2,250	2,600 E	3,870 E	5,850 E	1,550 E	2,460 E
PCB-84	ng/kg	5,170 E	4,510 E	7,300 E	10,400 E	3,270 E	4,800 E
PCB-85/116/117	ng/kg	10,700 E	12,200 E	19,700 E	25,800 E	7,020 E	10,100 E
PCB-86/87/97/109/119/125	ng/kg	26,800 E	31,000 E	45,800 E	60,100 E	18,500 E	R
PCB-88	ng/kg	10.7 U	21.1	54.5	83.4	10.5	13.8
PCB-89	ng/kg	455	437	801	1,070	222	276
PCB-90/101/113	ng/kg	66,100 E	78,700 BE	89,700 BE	113,000 BE	41,600 BE	63,700 BE
PCB-91	ng/kg	6,520 E	7,080 E	9,290 E	12,800 E	4,120 E	6,410 E
PCB-92	ng/kg	10,400 E	R	13,800 E	18,400 E	7,230 E	R
PCB-93/100	ng/kg	2,790	2,920 E	1,910	2,610	1,240 E	1,870 E
PCB-94	ng/kg	450	428	337	458	181	256
PCB-95	ng/kg	20,500 E	21,800 E	R	R	15,800 E	R
PCB-96	ng/kg	171	123	241	355	76.1	110
PCB-98/102	ng/kg	2,270	2,190 E	2,780	3,740	1,110	1,510 E
PCB-99	ng/kg	37,500 BE	49,200 E	61,200 E	76,300 E	27,200 E	40,300 E
PCB-103	ng/kg	1,250	1,300 E	1,150	1,660	668 E	960 E

Table C-5
Striped Killifish (Whole Body) Analytical Results

Location ID: / Date Analyzed:	Units	NB03WSK122A 08/22/15	NB03WSK122B 09/12/15	NB03WSK123A 09/10/15	NB03WSK123B 09/10/15	NB03WSK124 09/12/15	NB03WSK127A 09/10/15
PCB-104	ng/kg	237	238	103	147	67	96.2
PCB-105	ng/kg	14,900 E	15,900 E	28,700 E	35,500 E	9,640 E	15,800 E
PCB-106	ng/kg	8.29 U	1.67 U	8.33 U	8.23 U	1.69 U	1.64 U
PCB-107	ng/kg	3,490 E	3,960 E	5,390 E	7,220 E	2,330 E	3,360 E
PCB-108/124	ng/kg	505	682	919	1,310	437	535
PCB-110/115	ng/kg	62,600 E	66,600 E	93,200 E	119,000 E	42,600 E	64,400 E
PCB-111	ng/kg	63.1	71.9	57.7	81.1	41.4	45.4
PCB-112	ng/kg	100	126	249	314	111	124
PCB-114	ng/kg	1,100	1,200 E	2,000	2,680	633 E	1,050 E
PCB-118	ng/kg	57,200 BE	60,600 E	85,700 E	102,000 E	32,800 E	63,300 E
PCB-120	ng/kg	328	338	308	414	193	343
PCB-121	ng/kg	5.85 U	R	38.4	56.2	28	R
PCB-122	ng/kg	5.85 U	23.9	34	62.1	14.5	14.4
PCB-123	ng/kg	986	1,080 E	1,760	2,310	656 E	971 E
PCB-126	ng/kg	96.3	135	187	235	82	91.6
PCB-127	ng/kg	82	54.4	52.3	80.9	37.7	58.3
PCB-128/166	ng/kg	5,820	6,290 E	6,260 E	8,670 E	4,600 E	7,230 E
PCB-129/138/163	ng/kg	73,300 E	76,900 E	59,000 E	77,900 E	43,900 E	63,100 E
PCB-130	ng/kg	3,500 E	3,690 E	3,200 E	4,410 E	2,440 E	3,380 E
PCB-131	ng/kg	377	364	385	534	277	R
PCB-132	ng/kg	12,300 E	11,300 E	10,600 E	14,900 E	7,320 E	R
PCB-133	ng/kg	1,190	1,420 E	1,010	1,380	737 E	1,080 E
PCB-134	ng/kg	1,920	1,580 E	1,450	2,080	1,140 E	R
PCB-135/151	ng/kg	21,200 E	16,700 E	15,700 E	21,200 E	10,100 E	13,900 E
PCB-136	ng/kg	2,090	1,260 E	1,440	2,120	918 E	1,590 E
PCB-137	ng/kg	2,230	2,630 E	2,440	3,320 E	1,740 E	2,810 E
PCB-139/140	ng/kg	903	912	803	1,110	618	R
PCB-141	ng/kg	6,600 E	8,350 E	6,920 E	9,800 E	4,210 E	5,910 E
PCB-142	ng/kg	8.29 U	5.21	8.33 U	8.23 U	1.69 U	1.64 U
PCB-143	ng/kg	76.5	93.3	50.7	68.6	29.3	R
PCB-144	ng/kg	2,220	2,090 E	1,970	2,670	1,300 E	R
PCB-145	ng/kg	14.3 J	13	11.5 J	14.2 J	5.82	10.1
PCB-146	ng/kg	11,400 E	R	8,450 E	11,900 E	R	8,840 E
PCB-147/149	ng/kg	37,200 E	32,700 BE	26,300 BE	36,100 BE	20,000 BE	R
PCB-148	ng/kg	306	260	177	238	113	R
PCB-150	ng/kg	325	254	188	246	110	472
PCB-152	ng/kg	68.3	45.3	24.9	36.3	15.7	33.7
PCB-153/168	ng/kg	90,400 BE	93,400 BE	59,200 BE	77,700 BE	46,000 BE	65,500 BE
PCB-154	ng/kg	2,260	1,950 E	1,470	2,010	980 E	6,060 E
PCB-155	ng/kg	783	844 E	421	559	315	796 E
PCB-156/157	ng/kg	5,140	5,320 E	4,850	6,650 E	3,150 E	5,080 E
PCB-158	ng/kg	4,050 E	4,480 E	4,520 E	6,430 E	3,290 E	4,990 E
PCB-159	ng/kg	6.83 U	13.6	9.25 J	16.3 J	7.34	5.88
PCB-160	ng/kg	30.7 U	35.2	30.9 U	40.9 J	21.2	21.7
PCB-161	ng/kg	6.34 U	8.91	6.37 U	13.2 J	6.33	5.15

Table C-5
Striped Killifish (Whole Body) Analytical Results

Location ID: / Date Analyzed:	Units	NB03WSK122A 08/22/15	NB03WSK122B 09/12/15	NB03WSK123A 09/10/15	NB03WSK123B 09/10/15	NB03WSK124 09/12/15	NB03WSK127A 09/10/15
PCB-162	ng/kg	6.34 U	444	R	R	295	372
PCB-164	ng/kg	2,960 E	3,070 E	2,760	4,010 E	1,980 E	2,700 E
PCB-165	ng/kg	60.2	R	40.4	54.2	R	37.9
PCB-167	ng/kg	2,150	2,270 E	1,890	2,670	1,350 E	2,060 E
PCB-169	ng/kg	7.32 U	1.47 U	7.35 U	7.26 U	1.49 U	1.45 U
PCB-170	ng/kg	10,400 E	11,600 E	8,180 E	11,600 E	5,760 E	6,500 E
PCB-171/173	ng/kg	3,050	R	2,400	3,470	R	R
PCB-172	ng/kg	2,160	2,460 E	1,710	2,450	1,130 E	1,390 E
PCB-174	ng/kg	6,600 E	R	5,770 E	8,460 E	R	4,440 E
PCB-175	ng/kg	552	R	492	693	R	427
PCB-176	ng/kg	1,240	1,010 E	816	1,200	571	775 E
PCB-177	ng/kg	9,030 E	R	R	R	R	R
PCB-178	ng/kg	4,730 E	R	3,070 E	4,380 E	R	2,870 E
PCB-179	ng/kg	4,030 E	2,830 E	2,360	3,520 E	1,590 E	2,500 E
PCB-180/193	ng/kg	32,100 E	38,300 E	24,300 E	34,100 E	16,900 E	R
PCB-181	ng/kg	135	R	R	R	R	R
PCB-182	ng/kg	95.5	R	80.2	121	R	80
PCB-183/185	ng/kg	9,640 E	R	7,410 E	10,900 E	R	7,520 E
PCB-184	ng/kg	70.3	60.3	38.7	56.2	33	45.9
PCB-186	ng/kg	7.32 U	3.61 J	7.35 U	7.26 U	1.49 U	2.94 J
PCB-187	ng/kg	29,400 E	28,400 E	20,300 E	28,800 E	13,500 E	23,700 E
PCB-188	ng/kg	134	143	81.1	113	60.4	737 E
PCB-189	ng/kg	470	479	312	460	221	280
PCB-190	ng/kg	2,370	2,770 E	1,880	2,650	1,300 E	1,470 E
PCB-191	ng/kg	397	447	384	545	269	312
PCB-192	ng/kg	6.34 U	5.67	6.37 U	8.41 J	2.5 J	3.27 J
PCB-194	ng/kg	4,040	5,230 E	3,510	5,160 E	1,780 E	3,760 E
PCB-195	ng/kg	1,510	1,760 E	1,220	1,750	791	996 E
PCB-196	ng/kg	2,250	2,830 E	2,200	3,210	1,420 E	2,270 E
PCB-197/200	ng/kg	645	600	406	589	271	R
PCB-198/199	ng/kg	6,760	7,380 E	5,580	8,010	3,580 E	7,440 E
PCB-201	ng/kg	967	856	675	989	486	956 E
PCB-202	ng/kg	2,820	2,780 E	1,820	2,560	1,410 E	3,280 E
PCB-203	ng/kg	4,550 E	5,450 E	3,800	5,500 E	2,500 E	5,620 E
PCB-204	ng/kg	12.3 J	10.4	10.3 U	10.2 U	4.65 J	9.81
PCB-205	ng/kg	272	285	173	260	111	141
PCB-206	ng/kg	2,020	2,910 E	1,880	2,950	1,470 E	4,650 E
PCB-207	ng/kg	240	291	201	311	161	459
PCB-208	ng/kg	803	899 E	702	1,080	530	1,380 E
PCB-209	ng/kg	861	994 E	509	788	483	971 E
TOTAL PCB CONGENERS (209)	ng/kg	1,130,000 J	1,190,000 J	2,010,000 J	2,540,000 J	673,000 J	838,000 J
Semivolatiles							
1,2,4,5-TETRACHLOROBENZENE	ug/kg	66 U	330 U	330 U	320 U	320 U	330 U
1,2-DIPHENYLHYDRAZINE	ug/kg	66 U	330 U	330 U	320 U	320 U	330 U
1-METHYLNAPHTHALENE	ug/kg	2.6 U	2.6 U	2.6 U	2.6 U	2.6 U	2.6 U

Table C-5
Striped Killifish (Whole Body) Analytical Results

Location ID: / Date Analyzed:	Units	NB03WSK122A 08/22/15	NB03WSK122B 09/12/15	NB03WSK123A 09/10/15	NB03WSK123B 09/10/15	NB03WSK124 09/12/15	NB03WSK127A 09/10/15
2,3,4,6-TETRACHLOROPHENOL	ug/kg	260 U	1,300 U	1,300 U	1,300 U	1,300 U	1,300 U
2,4,5-TRICHLOROPHENOL	ug/kg	66 U	330 U	330 U	320 U	320 U	330 U
2,4,6-TRICHLOROPHENOL	ug/kg	66 U	330 U	330 U	320 U	320 U	330 U
2,4-DICHLOROPHENOL	ug/kg	66 U	330 U	330 U	320 U	320 U	330 U
2,4-DIMETHYLPHENOL	ug/kg	66 U	330 U	330 U	320 U	320 U	330 U
2,4-DINITROPHENOL	ug/kg	1,200 U	5,900 UJ	6,000 UJ	5,800 UJ	5,800 UJ	5,900 UJ
2,4-DINITROTOLUENE	ug/kg	260 U	1,300 U	1,300 U	1,300 U	1,300 U	1,300 U
2,6-DINITROTOLUENE	ug/kg	66 U	330 U	330 U	320 U	320 U	330 U
2-CHLORONAPHTHALENE	ug/kg	28 U	130 U	130 U	130 U	130 U	130 U
2-CHLOROPHENOL	ug/kg	66 U	330 U	330 U	320 U	320 U	330 U
2-METHYLNAPHTHALENE	ug/kg	2.6 U	2.6 U	2.6 U	3.1 J	2.6 U	2.6 U
2-METHYLPHENOL (O-CRESOL)	ug/kg	66 U	330 U	330 U	320 U	320 U	330 U
2-NITROANILINE	ug/kg	66 U	330 U	330 U	320 U	320 U	330 U
2-NITROPHENOL	ug/kg	66 U	330 U	330 U	320 U	320 U	330 U
3,3'-DICHLOROBENZIDINE	ug/kg	390 U	2,000 U	2,000 U	1,900 U	1,900 U	2,000 U
3-NITROANILINE	ug/kg	260 U	1,300 U	1,300 U	1,300 U	1,300 U	1,300 U
4,6-DINITRO-2-METHYLPHENOL	ug/kg	660 U	3,300 U	3,300 U	3,200 U	3,200 U	3,300 U
4-BROMOPHENYL PHENYL ETHER	ug/kg	66 U	330 U	330 U	320 U	320 U	330 U
4-CHLORO-3-METHYLPHENOL	ug/kg	66 U	330 U	330 U	320 U	320 U	330 U
4-CHLOROANILINE	ug/kg	130 U	660 U	660 U	650 U	650 U	650 U
4-CHLOROPHENYL PHENYL ETHER	ug/kg	66 U	330 U	330 U	320 U	320 U	330 U
4-METHYLPHENOL (P-CRESOL)	ug/kg	66 U	330 U	330 U	320 U	320 U	330 U
4-NITROANILINE	ug/kg	260 U	1,300 U	1,300 U	1,300 U	1,300 U	1,300 U
4-NITROPHENOL	ug/kg	660 U	3,300 U	3,300 U	3,200 U	3,200 U	3,300 U
ACENAPHTHENE	ug/kg	4 J	4 J	4.3 J	7.9	2.6 U	3.5 J
ACENAPHTHYLENE	ug/kg	2.6 U	2.6 U	2.6 U	2.6 U	2.6 U	2.6 U
ACETOPHENONE	ug/kg	66 U	330 U	330 U	320 U	320 U	330 U
ANTHRACENE	ug/kg	2.8 J	2.6 U	2.6 U	3.6 J	2.6 U	2.6 U
ATRAZINE	ug/kg	130 U	660 U	660 U	650 U	650 U	650 U
BENZALDEHYDE	ug/kg	1,300	1,300 U	1,300 U	1,300 U	1,300 U	1,300 U
BENZIDINE	ug/kg	2,800 U	14,000 U	14,000 U	14,000 U	14,000 U	14,000 U
BENZO(A)ANTHRACENE	ug/kg	3.5 J	2.6 U	2.6 U	6 J	2.6 U	2.6 U
BENZO(A)PYRENE	ug/kg	3.4 J	2.6 U	2.6 U	4.3 J-	2.6 UJ	2.6 UJ
BENZO(B)FLUORANTHENE	ug/kg	4 J	2.6 U	2.6 U	3.7 J-	2.6 UJ	2.6 UJ
BENZO(G,H,I)PERYLENE	ug/kg	2.9 J	2.6 U	2.6 U	3.4 J-	2.6 UJ	2.6 UJ
Benzo(j)+(k)Fluoranthene	ug/kg	2.9 J	2.6 U	2.6 U	3.6 J-	2.6 UJ	2.6 UJ
BENZO[E]PYRENE	ug/kg	3.8 J	2.6 U	2.6 U	3 J	2.6 U	2.6 U
BENZOIC ACID	ug/kg	660 U	3,300 U	3,300 U	3,200 U	3,200 U	3,300 U
BENZYL BUTYL PHTHALATE	ug/kg	260 U	1,300 U	1,300 U	1,300 U	1,300 U	1,300 U
BIPHENYL (DIPHENYL)	ug/kg	66 U	330 U	330 U	320 U	320 U	330 U
BIS(2-CHLOROETHOXY) METHANE	ug/kg	66 U	330 U	330 U	320 U	320 U	330 U
BIS(2-CHLOROETHYL) ETHER (2-CHLOROETHYL ETHER	ug/kg	66 U	330 U	330 U	320 U	320 U	330 U
BIS(2-CHLOROISOPROPYL) ETHER	ug/kg	66 U	330 U	330 U	320 U	320 U	330 U
BIS(2-ETHYLHEXYL) PHTHALATE	ug/kg	260 U	1,300 U	1,300 U	1,300 U	1,300 U	1,300 U
C1-CHRYSENES	ug/kg	2.6 U	2.6 U	2.6 U	2.6 U	2.6 U	2.6 U

Table C-5
Striped Killifish (Whole Body) Analytical Results

Location ID: / Date Analyzed:	Units	NB03WSK122A 08/22/15	NB03WSK122B 09/12/15	NB03WSK123A 09/10/15	NB03WSK123B 09/10/15	NB03WSK124 09/12/15	NB03WSK127A 09/10/15
C1-FLUORANTHENES/PYRENES	ug/kg	2.6 U	2.6 U	2.6 U	2.6 U	2.6 U	2.6 U
C1-FLUORENES	ug/kg	2.6 U	2.6 U	2.6 U	2.6 U	2.6 U	2.6 U
C1-NAPHTHALENES	ug/kg	7.7	2.6 U	4.6 J	2.6 U	8.1	2.6 U
C1-PHENANTHRENE/ANTHRACENE	ug/kg	2.6 U	2.6 U	2.6 U	2.6 U	2.6 U	2.6 U
C2-CHRYSENE	ug/kg	2.6 U	2.6 U	2.6 U	2.6 U	2.6 U	2.6 U
C2-FLUORANTHENES/PYRENE	ug/kg	2.6 U	2.6 U	2.6 U	2.6 U	2.6 U	2.6 U
C2-FLUORENES	ug/kg	2.6 U	2.6 U	2.6 U	2.6 U	2.6 U	2.6 U
C2-NAPHTHALENES	ug/kg	2.6 U	2.6 U	2.6 U	2.6 U	5 J	2.6 U
C2-PHENANTHRENE/ANTHRACENE	ug/kg	2.6 U	2.6 U	2.6 U	2.6 U	2.6 U	2.6 U
C3-CHRYSENE	ug/kg	2.6 U	2.6 U	2.6 U	2.6 U	2.6 U	2.6 U
C3-FLUORANTHENES/PYRENE	ug/kg	2.6 U	2.6 U	2.6 U	2.6 U	2.6 U	2.6 U
C3-FLUORENES	ug/kg	2.6 U	2.6 U	2.6 U	2.6 U	2.6 U	2.6 U
C3-NAPHTHALENES	ug/kg	2.6 U	2.6 U	2.6 U	2.6 U	2.6 U	2.6 U
C3-PHENANTHRENE/ANTHRACENE	ug/kg	2.6 U	2.6 U	2.6 U	2.6 U	2.6 U	2.6 U
C4-CHRYSENE	ug/kg	2.6 U	2.6 U	2.6 U	2.6 U	2.6 U	2.6 U
C4-NAPHTHALENES	ug/kg	2.6 U	2.6 U	2.6 U	2.6 U	2.6 U	2.6 U
C4-PHENANTHRENE/ANTHRACENE	ug/kg	2.6 U	2.6 U	2.6 U	2.6 U	2.6 U	2.6 U
CAPROLACTAM	ug/kg	130 U	660 U	660 U	650 U	650 U	650 U
CARBAZOLE	ug/kg	66 U	330 U	330 U	320 U	320 U	330 U
CHRYSENE	ug/kg	3.6 J	2.6 U	2.6 U	5.9 J	2.6 U	2.6 U
DIBENZ(A,H)ANTHRACENE	ug/kg	2.6 U	2.6 U	2.6 U	2.6 UJ	2.6 UJ	2.6 UJ
DIBENZOFURAN	ug/kg	66 U	330 U	330 U	320 U	320 U	330 U
DIETHYL PHTHALATE	ug/kg	260 U	1,300 U	1,300 U	1,300 U	1,300 U	1,300 U
DIMETHYL PHTHALATE	ug/kg	260 U	1,300 U	1,300 U	1,300 U	1,300 U	1,300 U
DI-N-BUTYL PHTHALATE	ug/kg	260 U	1,300 U	1,300 U	1,300 U	1,300 U	1,300 U
DI-N-OCTYLPHTHALATE	ug/kg	260 U	1,300 U	1,300 U	1,300 U	1,300 U	1,300 U
FLUORANTHENE	ug/kg	8.1	3.5 J	3.5 J	12	2.6 U	2.7 J
FLUORENE	ug/kg	2.6 U	2.6 U	2.6 U	3.2 J	2.6 U	2.6 U
HEXACHLOROBUTADIENE	ug/kg	66 U	330 U	330 U	320 U	320 U	330 U
HEXACHLOROCYCLOPENTADIENE	ug/kg	660 U	3,300 U	3,300 U	3,200 U	3,200 U	3,300 U
HEXACHLOROETHANE	ug/kg	130 U	660 U	660 U	650 U	650 U	650 U
INDENO(1,2,3-C,D)PYRENE	ug/kg	3.4 J	2.6 U	2.6 U	2.6 UJ	2.6 UJ	2.6 UJ
ISOPHORONE	ug/kg	66 U	330 U	330 U	320 U	320 U	330 U
NAPHTHALENE	ug/kg	2.6 U	2.6 U	2.6 U	2.6 U	2.6 U	2.6 U
NITROBENZENE	ug/kg	66 U	330 U	330 U	320 U	320 U	330 U
N-NITROSODI-N-PROPYLAMINE	ug/kg	66 U	330 U	330 U	320 U	320 U	330 U
N-NITROSODIPHENYLAMINE	ug/kg	66 U	330 U	330 U	320 U	320 U	330 U
PENTACHLOROPHENOL	ug/kg	130 U	660 U	660 U	650 U	650 U	650 U
PERYLENE	ug/kg	3 J	2.6 U	2.6 U	2.6 U	2.6 U	2.6 U
PHENANTHRENE	ug/kg	2.6 U	3.2 J	2.6 U	10	2.6 U	2.6 U
PHENOL	ug/kg	66 U	330 U	330 U	320 U	320 U	330 U
PYRENE	ug/kg	5.6 J	3.6 J	2.6 U	10	2.6 U	2.6 U
PYRIDINE	ug/kg	260 U	1,300 U	1,300 U	1,300 U	1,300 U	1,300 U
TOTAL HMW PAHs	ug/kg	37.4 J	7.1 J	3.5 J	48.9 J	2.6 U	2.7 J
TOTAL LMW PAHs	ug/kg	6.8 J	7.2 J	4.3 J	27.8 J	2.6 U	3.5 J

Table C-5
Striped Killifish (Whole Body) Analytical Results

Location ID: / Date Analyzed:	Units	NB03WSK122A 08/22/15	NB03WSK122B 09/12/15	NB03WSK123A 09/10/15	NB03WSK123B 09/10/15	NB03WSK124 09/12/15	NB03WSK127A 09/10/15
TOTAL PAHs	ug/kg	44.2 J	14.3 J	7.8 J	76.7 J	2.6 U	6.2 J
Physical Parameters							
MOISTURE (WATER) CONTENT	%	244	256	271	265	280	257
PERCENT MOISTURE	%	70.9	71.9	73	72.6	73.7	72

Table C-5
Striped Killifish (Whole Body) Analytical Results

Location ID: / Date Analyzed:	Units	NB03WSK127B 09/10/15	NB03WSK130 09/10/15	NB03WSK131A 09/10/15	NB03WSK131B 08/22/15	NB03WSK132A 09/10/15	NB03WSK132B 09/10/15	NB03WSK134 09/10/15
Dioxins/Furans								
1,2,3,4,6,7,8-HEPTACHLORODIBENZOFURAN	ng/kg	1.75 JB	1.83 JB	1.81 JBQ	1.67 JB	0.697 JB	3.5 JB	1.75 JB
1,2,3,4,6,7,8-HEPTACHLORODIBENZO-P-DIOXIN	ng/kg	0.949 JBQ	1.65 JB	1.31 JB	0.925 JB	1.36 JB	1.32 JBQ	1.64 JB
1,2,3,4,7,8,9-HEPTACHLORODIBENZOFURAN	ng/kg	0.163 U	0.135 U	0.124 U	0.0566 U	0.192 U	0.333 JBQ	0.109 U
1,2,3,4,7,8-HEXACHLORODIBENZOFURAN	ng/kg	0.261 J	0.479 JQ	0.268 JQ	0.331 JB	0.665 J	0.741 J	0.208 JQ
1,2,3,4,7,8-HEXACHLORODIBENZO-P-DIOXIN	ng/kg	0.119 JBQ	0.129 JB	0.14 JBQ	0.206 JQ	0.146 JBQ	0.224 JBQ	0.0715 JB
1,2,3,6,7,8-HEXACHLORODIBENZOFURAN	ng/kg	1.11 JB	0.674 JBQ	1.13 JB	0.832 JB	1.57 JB	1.32 JB	0.943 JBQ
1,2,3,6,7,8-HEXACHLORODIBENZO-P-DIOXIN	ng/kg	0.206 JBQ	0.236 JB	0.305 JBQ	0.241 JB	0.327 JB	0.29 JBQ	0.155 JBQ
1,2,3,7,8,9-HEXACHLORODIBENZOFURAN	ng/kg	0.0612 U	0.0623 U	0.0608 U	0.0765 JB	0.0941 JBQ	0.0937 JBQ	0.0674 JBQ
1,2,3,7,8,9-HEXACHLORODIBENZO-P-DIOXIN	ng/kg	0.126 JBQ	0.18 JBQ	0.294 JBQ	0.125 JBQ	0.389 JBQ	0.328 JBQ	0.103 JBQ
1,2,3,7,8-PENTACHLORODIBENZOFURAN	ng/kg	1.93 J	2.15 J	2.4 J	2.31 JB	4.98	4.67 J	2.54 J
1,2,3,7,8-PENTACHLORODIBENZO-P-DIOXIN	ng/kg	0.774 JBQ	0.204 JBQ	0.672 JBQ	0.419 JQ	0.648 JBQ	0.767 JBQ	0.251 JB
2,3,4,6,7,8-HEXACHLORODIBENZOFURAN	ng/kg	0.108 JB	0.143 JBQ	0.151 JB	0.112 JB	0.115 JBQ	0.0828 JBQ	0.104 JBQ
2,3,4,7,8-PENTACHLORODIBENZOFURAN	ng/kg	0.359 JBQ	1.52 JB	0.0466 U	1.39 JB	4.6 JB	2.98 JB	0.926 JB
2,3,7,8-TETRACHLORODIBENZOFURAN	ng/kg	0.824 J	0.635 JQ	0.94 BCJ	0.701 JB	0.907 JC	0.743 JQ	0.477 JQ
2,3,7,8-TETRACHLORODIBENZO-P-DIOXIN	ng/kg	14.2 B	12.7 B	20.3 B	16.7	38.8 B	35.8 B	3.62 QBJ
OCTACHLORODIBENZOFURAN	ng/kg	0.434 JBQ	1.25 JBQ	1.11 JBQ	0.697 JB	1.77 JBQ	1.1 JBQ	0.844 JB
OCTACHLORODIBENZO-P-DIOXIN	ng/kg	5.28 JBQ	13.1 B	8.57 JB	5.09 JB	7.73 JB	7.61 JB	12.5 B
PERCENT LIPIDS	%	4.2	2.9	3.6	0.35	4.4	3.2	3.6
Metals								
ALUMINUM	mg/kg	50.4	67.8	55.1	67.8	57.6	37.9	40
ANTIMONY	mg/kg	0.0647 U	0.0635 U	0.0647 U	0.066 U	0.0647 U	0.0635 U	0.066 U
ARSENIC	mg/kg	0.738	1.29	1.19	0.965	0.907	0.807	1.14
BARIUM	mg/kg	2.89	4.71	5.28	5	3.58	1.9	4.17
BERYLLIUM	mg/kg	0.0139 U	0.0137 U	0.0139 U	0.0142 U	0.0139 U	0.0137 U	0.0142 U
CADMIUM	mg/kg	0.0451 U	0.0442 U	0.0451 U	0.046 U	0.0451 U	0.0442 U	0.046 U
CALCIUM	mg/kg	16,600	17,200	17,200	15,300	34,300	13,900	17,200
CHROMIUM	mg/kg	0.306 B	0.51	0.443	0.407	1.24	0.704	0.418
COBALT	mg/kg	0.0575 B	0.0935 B	0.0676 B	0.112	0.102	0.0538 B	0.0576 B
COPPER	mg/kg	2.83	3.49	1.89	2.18	3.05	1.94	3.19
IRON	mg/kg	99.9	211	144	160	159	97.3	138
LEAD	mg/kg	0.49	1.06	0.509	0.485	0.881	0.29	1.01
MAGNESIUM	mg/kg	636	688	628	598	906	546	651
MANGANESE	mg/kg	9.87	4.76	4.3	4.33	7.3	3.13	3.62
MERCURY	ng/g	26.1	35.4	36.6	27.8	39.2	36.4	16.6
METHYL MERCURY	ng/g	34.2	31.5	58.5	12.2 J	46	39.2	11.3
NICKEL	mg/kg	0.184 U	0.454	0.921	0.745	0.423	0.181 U	0.646
POTASSIUM	mg/kg	3,680	4,000	3,440	2,990	3,390	3,380	3,540
SELENIUM	mg/kg	0.631	0.835	0.767	0.632	0.732	0.732	0.975
SILVER	mg/kg	0.0512 B	0.0702 B	0.0584 B	0.0609 B	0.0953 B	0.065 B	0.0308 B
SODIUM	mg/kg	1,820	2,100	1,830	1,570	1,980	1,650	1,960
THALLIUM	mg/kg	0.0294 U	0.0288 U	0.0294 U	0.03 U	0.0294 U	0.0288 U	0.03 U
TITANIUM	mg/kg	1.6 B	2.7	1.96	2.5	1.82 B	1.47 B	1.44 B
VANADIUM	mg/kg	0.296	0.42	0.252	0.205	0.601	0.255	0.248
ZINC	mg/kg	37.3	45.9	40.4	39	50.9	33.7	40.2

Table C-5
Striped Killifish (Whole Body) Analytical Results

Location ID: / Date Analyzed:	Units	NB03WSK127B 09/10/15	NB03WSK130 09/10/15	NB03WSK131A 09/10/15	NB03WSK131B 08/22/15	NB03WSK132A 09/10/15	NB03WSK132B 09/10/15	NB03WSK134 09/10/15
Butyltins								
DIBUTYLTIN	ug/kg	1.2 U	1.3 U	1.3 U	1.3 U	1.3 U	1.2 U	1.3 U
MONOBUTYLTIN	ug/kg	20 UCN	20 UCN	20 UCN	20 UCN	20 UCN	20 UCN	20 UCN
TETRA-N-BUTYLTIN	ug/kg	1.6 U	1.7 U	1.7 U	1.7 U	1.7 U	1.6 U	1.7 U
TRIBUTYLTIN	ug/kg	1.4 U	1.5 U	1.9	1.5 UJ	1.5 U	1.4 U	1.5 U
Aroclor PCBs								
AROCLOR 1016	ug/kg	36 U	36 U	71 U	35 U	35 U	36 U	36 U
AROCLOR 1221	ug/kg	45 U	46 U	90 U	45 U	45 U	46 U	46 U
AROCLOR 1232	ug/kg	79 U	80 U	160 U	78 U	78 U	79 U	79 U
AROCLOR 1242	ug/kg	33 U	33 U	65 U	32 U	32 U	33 U	33 U
AROCLOR 1248	ug/kg	390	33 U	760	32 U	510	490	360
AROCLOR 1254	ug/kg	510	590	780	690	600	640	530 JP
AROCLOR 1260	ug/kg	48 U	49 U	96 U	48 U	48 U	49 U	380
AROCLOR 1262	ug/kg	100 JP	140 J	65 U	32 U	150 J	140 J	33 U
AROCLOR 1268	ug/kg	33 U	33 U	65 U	32 U	32 U	33 U	33 U
TOTAL AROCLOR PCBs (SUM OF 7 AROCLORS)	ug/kg	900	590	1,540	690	1,110	1,130	1,270 J
TOTAL AROCLOR PCBs (SUM OF 9 AROCLORS)	ug/kg	1,000 J	730 J	1,540	690	1,260 J	1,270 J	1,270 J
Pesticides								
2,4'-DDD	pg/g	12,700	21,100 D	15,500	9,600 D	7,480	8,240 D	48,200 D
2,4'-DDE	pg/g	10,100 J	38,600 D	51,200 D	24,100 D	19,700 D	19,500 D	21,200 DJ
2,4'-DDT	pg/g	440	267	137	97.7 JD	108	148 JD	485 JD
4,4'-DDD	pg/g	78,200 D	138,000 D	105,000 D	57,400 D	46,600 D	58,100 D	255,000 D
4,4'-DDE	pg/g	104,000 BDJ	198,000 BD	251,000 BDJ	135,000 BD	156,000 BD	131,000 BD	180,000 BDJ
4,4'-DDT	pg/g	4,810 B	6,930 B	4,670 B	1,880 D	1,920 B	2,000 BD	4,410 B
ALDRIN	pg/g	9.16 U	43.6	23.1 J	18.5 JD	9.16 U	9.16 UD	10.8 J
ALPHA BHC	pg/g	6.4 U	183	87	47.2 JD	6.4 U	6.4 UD	6.4 U
ALPHA ENDOSULFAN	pg/g	57.4 U	57.4 U	57.4 U	57.4 UD	57.4 U	57.4 UD	57.4 U
BETA BHC	pg/g	64.4	885	261	78 JD	77.4	67.2 JD	52.7
BETA ENDOSULFAN	pg/g	58.3 U	58.3 U	58.3 U	58.3 UD	58.3 U	58.3 UD	58.3 U
CIS-CHLORDANE	pg/g	6,790	10,200	9,510	9,200 D	4,690	5,260 D	15,900
CIS-NONACHLOR	pg/g	7,050	4,040	5,080	4,030 D	6,990	7,530 D	3,150
DELTA BHC	pg/g	5.08 U	68.2	26.6 J	11.3 JD	R	5.08 UD	21.9 J
DIELDRIN	pg/g	8,930	6,640	7,270	5,120 D	10,400	8,480 D	5,510
ENDOSULFAN SULFATE	pg/g	63.3 U	63.3 U	63.3 U	63.3 UD	63.3 U	341 JD	63.3 U
ENDRIN	pg/g	77.3	13.9 U	13.9 U	13.9 UD	13.9 U	13.9 UD	13.9 U
ENDRIN ALDEHYDE	pg/g	131 U	131 U	131 U	131 UD	131 U	131 UD	131 U
ENDRIN KETONE	pg/g	76 U	76 U	76 U	76 UD	76 U	76 UD	76 U
GAMMA BHC (LINDANE)	pg/g	27 J	33	22.5 J	19.4 JD	31.7 J	7.69 UD	18 J
HEPTACHLOR	pg/g	32.5 U	32.5 U	6.13 J	32.5 UD	32.5 U	32.5 UD	89.2
HEPTACHLOR EPOXIDE	pg/g	1,360	563	694	644 D	1,120	1,030 D	2,500
HEXACHLOROBENZENE	pg/g	17 JB	24.1 JB	23 JB	203 BD	23.8 JB	23.8 JBD	20.2 JB
METHOXYCHLOR	pg/g	38.9 UJ	38.9 U	38.9 U	38.9 UDJ	38.9 UJ	38.9 UDJ	38.9 U
MIREX	pg/g	112	166	140	154 D	247	226 JD	88.1
OXYCHLORDANE	pg/g	2,830	979	1,140	1,130 D	2,590	1,830 D	1,440
TRANS-CHLORDANE	pg/g	4,300	2,820	3,550	2,960 D	4,130 D	4,420 D	5,780

Table C-5
Striped Killifish (Whole Body) Analytical Results

Location ID: / Date Analyzed:	Units	NB03WSK127B 09/10/15	NB03WSK130 09/10/15	NB03WSK131A 09/10/15	NB03WSK131B 08/22/15	NB03WSK132A 09/10/15	NB03WSK132B 09/10/15	NB03WSK134 09/10/15
TRANS-HEPTACHLOR EPOXIDE	pg/g	1,040	330	260	433 D	352	918 D	561
TRANS-NONACHLOR	pg/g	20,500	9,750	10,500	8,790 D	19,200 D	17,800 D	10,500
TOTAL ALPHA + GAMMA CHLORDANE	pg/g	11,100	13,000	13,100	12,200	8,820	9,680	21,700
TOTAL DDT (2,4)	pg/g	23,200 J	60,000	66,800	33,800 J	27,300	27,900 J	69,900 J
TOTAL DDT (4,4)	pg/g	187,000 J	343,000	361,000 J	194,000	205,000	191,000	439,000 J
TOTAL DDT (2,4 & 4,4)	pg/g	210,000 J	403,000	428,000 J	228,000 J	232,000	219,000 J	509,000 J
PCB Congeners								
PCB-1	ng/kg	28.9 B	3,290 BE	992 B	895	50.9 B	35.7 B	129 B
PCB-2	ng/kg	1.88 J	15.1	5.23 J	17.2	3.56	3.33	5.99
PCB-3	ng/kg	1.06 U	24.5 B	8.65 JB	8.93 J	1.1 U	1.09 U	10.6 B
PCB-4	ng/kg	812 E	14,000 E	7,220 E	3,480 E	1,100 E	731 E	834 E
PCB-5	ng/kg	2.95 J	17.6 J	8.55 J	10.4 J	5.41	5.02	15.2
PCB-6	ng/kg	211	2,670 E	1,010	680	117	121	208
PCB-7	ng/kg	12	80.1	30.9	30.7	18.5	18.2	43
PCB-8	ng/kg	420 E	6,000 E	2,760 E	1,630 BE	782 E	449 E	732 E
PCB-9	ng/kg	27.5	340	140	95.9	37	36.1	71.6
PCB-10	ng/kg	92	504	189	134	69	68.5	83.7
PCB-11	ng/kg	44.2 B	70.3 B	55.4 B	89.3 B	55.2 B	58.1 B	67.2 B
PCB-12/13	ng/kg	10.5	60.2	27.1	30.9	11.2	10.1	12.7
PCB-14	ng/kg	0.773 U	3.81 U	4 U	3.93 U	1.23 J	0.901 J	0.78 U
PCB-15	ng/kg	16	67	36.2	35.6	26.9	19.1	30.3
PCB-16	ng/kg	722 E	1,790 E	1,420	1,330 B	1,030 E	1,160 E	1,220 E
PCB-17	ng/kg	3,160 BE	14,000 BE	7,130 BE	5,780 BE	3,760 BE	3,570 BE	3,720 BE
PCB-18/30	ng/kg	4,780 BE	11,600 BE	8,280 BE	7,620 BE	5,990 BE	5,410 BE	5,680 BE
PCB-19	ng/kg	667 E	3,740 E	2,470 E	1,310	836 E	627 E	794 E
PCB-20/28	ng/kg	15,900 BE	29,900 BE	25,900 BE	32,600 BE	17,000 BE	20,400 BE	18,700 BE
PCB-21/33	ng/kg	483	1,350	1,140	1,360	767 E	742 E	935 E
PCB-22	ng/kg	837 E	1,530 E	1,410	1,740 E	1,050 E	904 E	1,260 E
PCB-23	ng/kg	4.13	13.7	11.6	12.6	7.18	7.25	8.73
PCB-24	ng/kg	41.6	79	61.6	77.6	68.3	48.8	86
PCB-25	ng/kg	440 E	1,440 E	907	922	465 E	399 E	526 E
PCB-26/29	ng/kg	1,290 E	4,100 E	2,540	2,440	1,290 E	1,070 E	1,360 E
PCB-27	ng/kg	704 E	4,460 E	2,380 E	1,480 E	696 E	700 E	840 E
PCB-31	ng/kg	6,780 E	17,000 E	16,000 E	13,200 BE	11,300 E	7,090 E	7,460 E
PCB-32	ng/kg	1,720 E	10,400 E	7,820 E	3,870 E	2,960 E	2,060 E	2,620 E
PCB-34	ng/kg	39.2	277	181	132	52.4	50.6	48.4
PCB-35	ng/kg	0.87 U	4.29 U	4.5 U	4.42 U	0.896 U	1.34 J	0.878 U
PCB-36	ng/kg	0.773 U	3.81 U	4 U	3.93 U	0.797 U	3.21	0.78 U
PCB-37	ng/kg	73.4	186	235	337	141	99.9	110
PCB-38	ng/kg	9.89	22.9	18.1	55.2	12.6	11.6	9.14
PCB-39	ng/kg	40.4	93	84	196	68.8	62.5	51.9
PCB-40/71	ng/kg	3,780 E	9,830 E	12,400 E	7,270 E	9,500 E	5,500 E	5,100 E
PCB-41	ng/kg	438	1,010	1,490	1,050	1,090 E	673 E	812 E
PCB-42	ng/kg	6,630 E	14,000 E	18,400 E	11,500 E	14,600 E	7,890 E	7,020 E
PCB-43	ng/kg	706 E	1,960	2,560	1,610	1,790 E	968 E	856 E

Table C-5
Striped Killifish (Whole Body) Analytical Results

Location ID: / Date Analyzed:	Units	NB03WSK127B 09/10/15	NB03WSK130 09/10/15	NB03WSK131A 09/10/15	NB03WSK131B 08/22/15	NB03WSK132A 09/10/15	NB03WSK132B 09/10/15	NB03WSK134 09/10/15
PCB-44/47/65	ng/kg	26,000 E	64,200 E	71,600 E	45,000 BE	54,200 E	31,400 E	29,900 E
PCB-45	ng/kg	1,260 E	2,170	2,840	1,980	2,350 E	1,510 E	1,440 E
PCB-46	ng/kg	417	923	1,020	676	820 E	494	596 E
PCB-48	ng/kg	2,640 E	6,490 E	9,100 E	5,830 E	7,340 E	4,050 E	3,520 E
PCB-49/69	ng/kg	22,500 E	56,500 E	66,700 E	44,200 E	47,100 E	27,700 E	26,400 E
PCB-50/53	ng/kg	2,520 E	8,160 E	7,820 E	4,320	5,340 E	2,920 E	3,890 E
PCB-51	ng/kg	1,430 E	7,520 E	5,240 E	2,640	4,100 E	2,050 E	3,790 E
PCB-52	ng/kg	34,200 BE	63,800 BE	85,500 BE	66,300 BE	54,400 BE	29,700 BE	38,000 BE
PCB-54	ng/kg	91.3	437	210	135	182	121	274
PCB-55	ng/kg	41.4	127	120	5.89 U	118	42.7	64.5
PCB-56	ng/kg	503	1,160	1,580	1,140	1,130 E	528	R
PCB-57	ng/kg	19.6	52	62.7	37.1	73.4	23.5	28
PCB-58	ng/kg	20.6	33	44.6	25.7	40.8	19.3	16.1
PCB-60	ng/kg	3,250 E	7,720 E	10,900 E	8,780 E	6,520 E	4,030 E	3,950 E
PCB-61/70/74/76	ng/kg	21,600 E	42,200 E	63,400 E	50,400 E	46,600 E	27,000 E	23,100 E
PCB-62/75	ng/kg	2,460 E	5,370	6,450	3,960	4,860 E	2,690 E	2,420 E
PCB-63	ng/kg	1,010 E	2,560	3,180 E	2,170	2,270 E	1,230 E	988 E
PCB-64	ng/kg	10,500 E	21,900 E	30,600 E	20,600 E	24,000 E	13,600 E	11,300 E
PCB-66	ng/kg	23,700 BE	50,100 BE	76,400 BE	64,100 BE	51,000 BE	33,700 BE	26,500 BE
PCB-67	ng/kg	85.4	201	201	166	198	102	R
PCB-68	ng/kg	315	712	700	483	624 E	349	328
PCB-72	ng/kg	388	802	864	583	784 E	401	376
PCB-73	ng/kg	67.1	414	190	119	136	79.6	89.5
PCB-77	ng/kg	R	437	485	447	342	R	R
PCB-78	ng/kg	1.55 U	7.62 U	7.99 U	7.86 U	1.59 U	1.58 U	1.56 U
PCB-79	ng/kg	213	314	451	389	337	183	232
PCB-80	ng/kg	1.06 U	5.24 U	5.49 U	5.4 U	1.1 U	1.09 U	1.07 U
PCB-81	ng/kg	31.5	58.6	84.6	80.3	49.2	30.2	37.5
PCB-82	ng/kg	3,100 E	5,620 E	8,690 E	5,700 E	5,720 E	3,240 E	3,360 E
PCB-83	ng/kg	1,730 E	2,640	4,050 E	2,890	2,830 E	1,750 E	1,590 E
PCB-84	ng/kg	3,780 E	5,700 E	8,190 E	5,260 E	6,160 E	3,580 E	4,300 E
PCB-85/116/117	ng/kg	7,230 E	13,800 E	20,900 E	13,500 E	13,900 E	7,540 E	7,570 E
PCB-86/87/97/109/119/125	ng/kg	19,600 E	32,400 E	48,800 E	31,400 E	36,000 E	20,500 E	R
PCB-88	ng/kg	6.87	25.9	51.8	19.2 J	40.4	23.5	15.1
PCB-89	ng/kg	208	568	789	542	561	312	346
PCB-90/101/113	ng/kg	42,400 BE	61,900 BE	97,500 BE	72,900 E	77,100 BE	47,500 BE	R
PCB-91	ng/kg	4,630 E	7,620 E	10,800 E	6,410 E	8,770 E	4,820 E	6,580 E
PCB-92	ng/kg	R	12,200 E	17,600 E	11,300 E	13,400 E	7,140 E	R
PCB-93/100	ng/kg	1,240 E	3,690	2,260	1,500	2,580 E	1,490 E	3,360 E
PCB-94	ng/kg	197	571	557	386	531	299	627 E
PCB-95	ng/kg	R	R	R	22,000 E	R	R	R
PCB-96	ng/kg	85.7	206	251	157	196	103	180
PCB-98/102	ng/kg	1,150	2,540	3,060	2,040	2,660 E	1,480 E	2,570 E
PCB-99	ng/kg	27,100 E	42,000 E	62,100 E	44,300 BE	48,300 E	29,900 E	38,100 E
PCB-103	ng/kg	701 E	1,390	1,280	803	1,410 E	747 E	1,550 E

Table C-5
Striped Killifish (Whole Body) Analytical Results

Location ID: / Date Analyzed:	Units	NB03WSK127B 09/10/15	NB03WSK130 09/10/15	NB03WSK131A 09/10/15	NB03WSK131B 08/22/15	NB03WSK132A 09/10/15	NB03WSK132B 09/10/15	NB03WSK134 09/10/15
PCB-104	ng/kg	63.9	365	111	104	178	125	299
PCB-105	ng/kg	10,800 E	19,600 E	23,200 E	21,400 E	17,400 E	10,900 E	11,500 E
PCB-106	ng/kg	1.64 U	8.1 U	8.49 U	8.35 U	1.69 U	1.68 U	1.66 U
PCB-107	ng/kg	2,660 E	4,080 E	6,230 E	4,090 E	4,990 E	2,800 E	3,010 E
PCB-108/124	ng/kg	474	595	931	710	832	429	534
PCB-110/115	ng/kg	43,700 E	62,000 E	97,100 E	73,800 E	74,200 E	44,000 E	52,800 E
PCB-111	ng/kg	39.5	66.9	83.7	50	83.4	47.4	69
PCB-112	ng/kg	70.6	242	289	112	225	85.5	129
PCB-114	ng/kg	747 E	1,470	1,850	1,520	1,120 E	789 E	801 E
PCB-118	ng/kg	38,600 E	58,100 E	68,600 E	69,300 BE	56,800 E	42,300 E	48,200 E
PCB-120	ng/kg	219	278	396	275	409	223	400
PCB-121	ng/kg	R	59.5	51	31.8	56.2	31.5	R
PCB-122	ng/kg	11.2	25.2	34.6	5.89 U	18.7	28.8	14.6
PCB-123	ng/kg	759 E	1,290	1,490	1,390	1,160 E	736 E	699 E
PCB-126	ng/kg	71.3	124	139	117	137	94.2	125
PCB-127	ng/kg	43.1	60.8	65.9	97.3	67.5	43.4	55.4
PCB-128/166	ng/kg	5,220 E	7,020 E	8,690 E	7,760 E	7,310 E	4,840 E	7,560 E
PCB-129/138/163	ng/kg	43,700 E	60,600 E	77,400 E	78,700 E	73,800 E	54,500 E	109,000 E
PCB-130	ng/kg	2,500 E	3,350 E	4,240 E	3,640 E	4,160 E	2,830 E	4,160 E
PCB-131	ng/kg	320	423	529	507	315	204	R
PCB-132	ng/kg	8,440 E	11,300 E	14,300 E	13,300 E	13,500 E	9,450 E	R
PCB-133	ng/kg	811 E	1,170	1,360	1,010	1,400 E	933 E	1,660 E
PCB-134	ng/kg	1,390 E	1,520	1,960	1,940	2,060 E	1,490 E	R
PCB-135/151	ng/kg	10,700 E	17,500 E	21,000 E	19,300 E	23,000 E	13,200 E	R
PCB-136	ng/kg	1,110 E	1,620	1,930	1,980	2,090 E	1,390 E	R
PCB-137	ng/kg	2,030 E	2,510	3,090 E	2,730	2,660 E	1,760 E	2,520 E
PCB-139/140	ng/kg	697	909	1,070	1,100	825	529	R
PCB-141	ng/kg	4,420 E	7,710 E	8,500 E	6,620 E	9,130 E	5,370 E	16,200 E
PCB-142	ng/kg	1.64 U	8.1 U	10.3 J	8.35 U	5.99	8.9	1.66 U
PCB-143	ng/kg	43.4	81.7	99.3	87	92.9	60.8	R
PCB-144	ng/kg	1,280 E	2,320	2,700	2,500	2,090 E	1,130 E	R
PCB-145	ng/kg	7.8	17.7 J	17.2 J	15.9 J	16.3	9.93	2.05 J
PCB-146	ng/kg	6,710 E	9,550 E	11,500 E	9,850 E	12,100 E	8,260 E	16,400 E
PCB-147/149	ng/kg	21,700 BE	27,300 BE	32,100 BE	32,500 E	35,400 BE	25,600 BE	R
PCB-148	ng/kg	146	227	208	185	257	156	R
PCB-150	ng/kg	236	204	200	185	273	166	479
PCB-152	ng/kg	21.5	69.6	45.7	46.8	54.1	36.7	166
PCB-153/168	ng/kg	43,500 BE	59,200 BE	75,200 BE	72,500 BE	78,200 BE	58,600 BE	142,000 BE
PCB-154	ng/kg	2,370 E	1,530	1,490	1,400	2,030 E	1,220 E	R
PCB-155	ng/kg	400	350	471	358	735 E	492	282
PCB-156/157	ng/kg	3,550 E	5,410	6,470 E	5,210	6,290 E	4,080 E	5,990 E
PCB-158	ng/kg	3,430 E	5,180 E	6,160 E	5,290 E	4,190 E	2,520 E	7,460 E
PCB-159	ng/kg	5.44	13.5 J	12.4 J	6.88 U	11	18.8	9.83
PCB-160	ng/kg	18.4 J	34.4 J	44.5 J	30.9 U	35.3	26.2	37.5
PCB-161	ng/kg	3.6 J	12.9 J	9.08 J	6.39 U	12.2	10.4	11.3

Table C-5
Striped Killifish (Whole Body) Analytical Results

Location ID: / Date Analyzed:	Units	NB03WSK127B 09/10/15	NB03WSK130 09/10/15	NB03WSK131A 09/10/15	NB03WSK131B 08/22/15	NB03WSK132A 09/10/15	NB03WSK132B 09/10/15	NB03WSK134 09/10/15
PCB-162	ng/kg	299	R	R	6.39 U	R	402	R
PCB-164	ng/kg	2,000 E	2,880 E	3,400 E	2,960 E	3,560 E	2,380 E	4,680 E
PCB-165	ng/kg	31.4	48	46.4	41.5	57.7	38.7	66
PCB-167	ng/kg	1,530 E	2,170	2,530	2,120	2,620 E	1,680 E	2,930 E
PCB-169	ng/kg	1.45 U	7.14 U	7.49 U	7.37 U	1.49 U	1.48 U	1.46 U
PCB-170	ng/kg	5,170 E	9,970 E	11,900 E	8,210 E	14,200 E	8,140 E	25,700 E
PCB-171/173	ng/kg	R	3,090	3,830	3,180	2,970 E	R	7,250 E
PCB-172	ng/kg	1,110 E	2,090	2,430	1,820	2,950 E	1,680 E	4,930 E
PCB-174	ng/kg	3,530 E	5,650 E	6,260 E	5,200 E	7,600 E	4,630 E	R
PCB-175	ng/kg	316	593	711	491	558	293	1,220 E
PCB-176	ng/kg	586 E	1,150	1,360	1,130	1,210 E	693 E	2,580 E
PCB-177	ng/kg	R	R	R	6,870 E	R	R	R
PCB-178	ng/kg	2,260 E	3,730 E	4,490 E	3,400 E	5,740 E	3,110 E	6,670 E
PCB-179	ng/kg	1,870 E	3,090 E	3,770 E	3,070 E	4,680 E	2,900 E	7,280 E
PCB-180/193	ng/kg	14,800 E	28,800 E	32,600 E	24,700 E	39,300 E	23,600 E	80,400 E
PCB-181	ng/kg	R	R	R	112	R	R	197
PCB-182	ng/kg	68.1	91.8	98.6	74.2	131	58.4	167
PCB-183/185	ng/kg	5,400 E	9,370 E	11,100 E	8,600 E	9,280 E	5,240 E	22,100 E
PCB-184	ng/kg	31.9	33.2	40.3	38	61.6	32.7	35.9
PCB-186	ng/kg	1.95 J	7.14 U	7.49 U	7.37 U	3.92 J	2.44 J	17.1
PCB-187	ng/kg	15,800 E	25,400 E	30,400 E	20,900 E	37,000 E	20,300 E	50,000 E
PCB-188	ng/kg	252	118	92	81	149	89	282
PCB-189	ng/kg	222	346	417	326	529	360	876 E
PCB-190	ng/kg	1,170 E	2,420	2,830	1,490	3,450 E	1,970 E	5,410 E
PCB-191	ng/kg	217	475	551	418	445	231	1,230 E
PCB-192	ng/kg	1.86 J	6.19 U	6.49 U	6.39 U	8.09	4.45 J	3.38 J
PCB-194	ng/kg	2,400 E	4,660 E	4,560 E	3,580	5,850 E	3,450 E	9,440 E
PCB-195	ng/kg	798	1,560	1,550	1,370	1,880 E	1,200 E	3,590 E
PCB-196	ng/kg	1,440 E	2,440	2,460	2,250	2,430 E	1,440 E	5,780 E
PCB-197/200	ng/kg	R	584	575	670	627	102	1,410
PCB-198/199	ng/kg	4,760 E	5,980	6,030	5,520	8,440 E	5,050 E	12,200 E
PCB-201	ng/kg	602	840	915	986	840	501	1,460 E
PCB-202	ng/kg	2,240 E	2,350	2,440	2,150	3,480 E	2,200 E	3,040 E
PCB-203	ng/kg	3,500 E	4,470 E	4,600 E	4,040	6,250 E	3,760 E	8,190 E
PCB-204	ng/kg	6.87	10 U	10.5 U	10.3 U	10.8	6.2	7.24
PCB-205	ng/kg	121	235	242	196	310	198	502
PCB-206	ng/kg	2,720 E	2,590	2,440	1,790	3,470 E	2,030 E	3,420 E
PCB-207	ng/kg	251	257	156	238	201	166	406
PCB-208	ng/kg	1,010 E	856	854	835	1,190 E	665	1,140 E
PCB-209	ng/kg	849	1,020	1,050	1,030	1,170 E	653	709
TOTAL PCB CONGENERS (209)	ng/kg	660,000 J	1,200,000 J	1,490,000 J	1,210,000 J	1,220,000 J	776,000 J	1,020,000 J
Semivolatiles								
1,2,4,5-TETRACHLOROBENZENE	ug/kg	320 U	330 U	330 U	65 U	330 U	330 U	330 U
1,2-DIPHENYLHYDRAZINE	ug/kg	320 U	330 U	330 U	65 U	330 U	330 U	330 U
1-METHYLNAPHTHALENE	ug/kg	2.6 U	2.6 U	2.7 U	2.6 U	2.7 J	2.6 U	13 U

Table C-5
Striped Killifish (Whole Body) Analytical Results

Location ID: / Date Analyzed:	Units	NB03WSK127B 09/10/15	NB03WSK130 09/10/15	NB03WSK131A 09/10/15	NB03WSK131B 08/22/15	NB03WSK132A 09/10/15	NB03WSK132B 09/10/15	NB03WSK134 09/10/15
2,3,4,6-TETRACHLOROPHENOL	ug/kg	1,300 U	1,300 U	1,300 U	260 U	1,300 U	1,300 U	1,300 U
2,4,5-TRICHLOROPHENOL	ug/kg	320 U	330 U	330 U	65 U	330 U	330 U	330 U
2,4,6-TRICHLOROPHENOL	ug/kg	320 U	330 U	330 U	65 U	330 U	330 U	330 U
2,4-DICHLOROPHENOL	ug/kg	320 U	330 U	330 U	65 U	330 U	330 U	330 U
2,4-DIMETHYLPHENOL	ug/kg	320 U	330 U	330 U	65 U	330 U	330 U	330 U
2,4-DINITROPHENOL	ug/kg	5,800 UJ	5,900 UJ	6,000 UJ	1,200 U	6,000 UJ	6,000 UJ	5,900 UJ
2,4-DINITROTOLUENE	ug/kg	1,300 U	1,300 U	1,300 U	260 U	1,300 U	1,300 U	1,300 U
2,6-DINITROTOLUENE	ug/kg	320 U	330 U	330 U	65 U	330 U	330 U	330 U
2-CHLORONAPHTHALENE	ug/kg	130 U	130 U	130 U	27 U	130 U	130 U	130 U
2-CHLOROPHENOL	ug/kg	320 U	330 U	330 U	65 U	330 U	330 U	330 U
2-METHYLNAPHTHALENE	ug/kg	7.8	4.9 J	3.9 J	2.6 U	3.7 J	2.6 U	13 U
2-METHYLPHENOL (O-CRESOL)	ug/kg	320 U	330 U	330 U	65 U	330 U	330 U	330 U
2-NITROANILINE	ug/kg	320 U	330 U	330 U	65 U	330 U	330 U	330 U
2-NITROPHENOL	ug/kg	320 U	330 U	330 U	65 U	330 U	330 U	330 U
3,3'-DICHLOROBENZIDINE	ug/kg	1,900 U	2,000 U	2,000 U	390 U	2,000 U	2,000 U	2,000 U
3-NITROANILINE	ug/kg	1,300 U	1,300 U	1,300 U	260 U	1,300 U	1,300 U	1,300 U
4,6-DINITRO-2-METHYLPHENOL	ug/kg	3,200 U	3,300 U	3,300 U	650 U	3,300 U	3,300 U	3,300 U
4-BROMOPHENYL PHENYL ETHER	ug/kg	320 U	330 U	330 U	65 U	330 U	330 U	330 U
4-CHLORO-3-METHYLPHENOL	ug/kg	320 U	330 U	330 U	65 U	330 U	330 U	330 U
4-CHLOROANILINE	ug/kg	650 U	660 U	670 U	130 U	660 U	670 U	650 U
4-CHLOROPHENYL PHENYL ETHER	ug/kg	320 U	330 U	330 U	65 U	330 U	330 U	330 U
4-METHYLPHENOL (P-CRESOL)	ug/kg	320 U	330 U	330 U	65 U	330 U	330 U	330 U
4-NITROANILINE	ug/kg	1,300 U	1,300 U	1,300 U	260 U	1,300 U	1,300 U	1,300 U
4-NITROPHENOL	ug/kg	3,200 U	3,300 U	3,300 U	650 U	3,300 U	3,300 U	3,300 U
ACENAPHTHENE	ug/kg	3.8 J	8.5	5.5 J	5.2 J	11	4.7 J	13 U
ACENAPHTHYLENE	ug/kg	2.6 U	2.6 U	2.7 U	2.6 U	2.9 J	2.6 U	13 U
ACETOPHENONE	ug/kg	320 U	330 U	330 U	65 U	330 U	330 U	330 U
ANTHRACENE	ug/kg	2.6 U	27	2.7 U	2.6 U	11	2.6 U	13 U
ATRAZINE	ug/kg	650 U	660 U	670 U	130 U	660 U	670 U	650 U
BENZALDEHYDE	ug/kg	1,300 U	1,300 U	1,300 U	930	1,300 U	1,300 U	1,300 U
BENZIDINE	ug/kg	14,000 U	14,000 U	14,000 U	2,700 U	14,000 U	14,000 U	14,000 U
BENZO(A)ANTHRACENE	ug/kg	2.6 U	10	2.7 U	2.6 U	5 J+	2.6 U	13 U
BENZO(A)PYRENE	ug/kg	2.6 UJ	7.1	2.7 U	2.6 U	2.6 U	2.6 U	13 U
BENZO(B)FLUORANTHENE	ug/kg	2.6 UJ	7.6	2.7 U	2.6 U	2.6 U	2.6 U	13 U
BENZO(G,H,I)PERYLENE	ug/kg	2.6 UJ	2.6 U	2.7 U	2.6 U	2.6 U	2.6 U	13 U
Benzo(j)+(k)Fluoranthene	ug/kg	2.7 J+	7.6	2.7 U	2.6 U	2.6 U	2.6 U	13 U
BENZO[E]PYRENE	ug/kg	2.6 U	5.7 J	2.7 U	2.6 U	2.6 U	2.6 U	13 U
BENZOIC ACID	ug/kg	3,200 U	3,300 U	3,300 U	650 U	3,300 U	3,300 U	3,300 U
BENZYL BUTYL PHTHALATE	ug/kg	1,300 U	1,300 U	1,300 U	260 U	1,300 U	1,300 U	1,300 U
BIPHENYL (DIPHENYL)	ug/kg	320 U	330 U	330 U	65 U	330 U	330 U	330 U
BIS(2-CHLOROETHOXY) METHANE	ug/kg	320 U	330 U	330 U	65 U	330 U	330 U	330 U
BIS(2-CHLOROETHYL) ETHER (2-CHLOROETHYL ETHER	ug/kg	320 U	330 U	330 U	65 U	330 U	330 U	330 U
BIS(2-CHLOROISOPROPYL) ETHER	ug/kg	320 U	330 U	330 U	65 U	330 U	330 U	330 U
BIS(2-ETHYLHEXYL) PHTHALATE	ug/kg	1,300 U	1,300 U	1,300 U	260 U	1,300 U	1,300 U	1,300 U
C1-CHRYSENES	ug/kg	2.6 U	2.6 U	2.7 U	2.6 U	2.6 U	2.6 U	13 U

Table C-5
Striped Killifish (Whole Body) Analytical Results

Location ID: / Date Analyzed:	Units	NB03WSK127B 09/10/15	NB03WSK130 09/10/15	NB03WSK131A 09/10/15	NB03WSK131B 08/22/15	NB03WSK132A 09/10/15	NB03WSK132B 09/10/15	NB03WSK134 09/10/15
C1-FLUORANTHENES/PYRENES	ug/kg	2.6 U	2.6 U	2.7 U	5.5 J	2.6 U	2.6 U	13 U
C1-FLUORENES	ug/kg	2.6 U	2.6 U	2.7 U	2.6 U	2.6 U	2.6 U	13 U
C1-NAPHTHALENES	ug/kg	12	2.6 U	2.7 U	4.7 J	8.2	2.6 U	13 U
C1-PHENANTHRENE/ANTHRACENE	ug/kg	2.6 U	2.6 U	2.7 U	3 J	2.6 U	2.6 U	13 U
C2-CHRYSENE	ug/kg	2.6 U	2.6 U	2.7 U	2.6 U	2.6 U	2.6 U	13 U
C2-FLUORANTHENES/PYRENE	ug/kg	2.6 U	2.6 U	2.7 U	2.6 U	2.6 U	2.6 U	13 U
C2-FLUORENES	ug/kg	2.6 U	2.6 U	2.7 U	2.6 U	2.6 U	2.6 U	13 U
C2-NAPHTHALENES	ug/kg	8.9	2.6 U	2.7 U	3.7 J	7.4	8.8	13 U
C2-PHENANTHRENE/ANTHRACENE	ug/kg	2.6 U	2.6 U	2.7 U	2.6 U	2.6 U	2.6 U	13 U
C3-CHRYSENE	ug/kg	2.6 U	2.6 U	2.7 U	2.6 U	2.6 U	2.6 U	13 U
C3-FLUORANTHENES/PYRENE	ug/kg	2.6 U	2.6 U	2.7 U	2.6 U	2.6 U	2.6 U	13 U
C3-FLUORENES	ug/kg	2.6 U	2.6 U	2.7 U	2.6 U	2.6 U	2.6 U	13 U
C3-NAPHTHALENES	ug/kg	2.6 U	2.6 U	2.7 U	2.6 U	2.6 U	2.6 U	13 U
C3-PHENANTHRENE/ANTHRACENE	ug/kg	2.6 U	2.6 U	2.7 U	2.6 U	2.6 U	2.6 U	13 U
C4-CHRYSENE	ug/kg	2.6 U	2.6 U	2.7 U	2.6 U	2.6 U	2.6 U	13 U
C4-NAPHTHALENES	ug/kg	2.6 U	2.6 U	2.7 U	2.6 U	2.6 U	2.6 U	13 U
C4-PHENANTHRENE/ANTHRACENE	ug/kg	2.6 U	2.6 U	2.7 U	2.6 U	2.6 U	2.6 U	13 U
CAPROLACTAM	ug/kg	650 U	660 U	670 U	130 U	660 U	670 U	650 U
CARBAZOLE	ug/kg	320 U	330 U	330 U	65 U	330 U	330 U	330 U
CHRYSENE	ug/kg	2.6 U	11	2.7 U	2.6 U	4.7 J+	2.6 U	13 U
DIBENZ(A,H)ANTHRACENE	ug/kg	2.6 UJ	2.6 U	2.7 U	2.6 U	2.6 U	2.6 U	13 U
DIBENZOFURAN	ug/kg	320 U	330 U	330 U	65 U	330 U	330 U	330 U
DIETHYL PHTHALATE	ug/kg	1,300 U	1,300 U	1,300 U	260 U	1,300 U	1,300 U	1,300 U
DIMETHYL PHTHALATE	ug/kg	1,300 U	1,300 U	1,300 U	260 U	1,300 U	1,300 U	1,300 U
DI-N-BUTYL PHTHALATE	ug/kg	1,300 U	1,300 U	1,300 U	260 U	1,300 U	1,300 U	1,300 U
DI-N-OCTYLPHTHALATE	ug/kg	1,300 U	1,300 U	1,300 U	260 U	1,300 U	1,300 U	1,300 U
FLUORANTHENE	ug/kg	2.8 J+	21	2.7 U	3.6 J	43 J+	2.6 U	13 U
FLUORENE	ug/kg	2.6 U	17	3.8 J	2.6 U	9.8	2.6 U	13 U
HEXACHLOROBUTADIENE	ug/kg	320 U	330 U	330 U	65 U	330 U	330 U	330 U
HEXACHLOROCYCLOPENTADIENE	ug/kg	3,200 U	3,300 U	3,300 U	650 U	3,300 U	3,300 U	3,300 U
HEXACHLOROETHANE	ug/kg	650 U	660 U	670 U	130 U	660 U	670 U	650 U
INDENO(1,2,3-C,D)PYRENE	ug/kg	2.6 UJ	2.6 U	2.7 U	27 J	2.6 U	2.6 U	13 U
ISOPHORONE	ug/kg	320 U	330 U	330 U	65 U	330 U	330 U	330 U
NAPHTHALENE	ug/kg	2.6 U	4.1 J	2.7 U	2.6 U	4.4 J	2.6 U	13 U
NITROBENZENE	ug/kg	320 U	330 U	330 U	65 U	330 U	330 U	330 U
N-NITROSODI-N-PROPYLAMINE	ug/kg	320 U	330 U	330 U	65 U	330 U	330 U	330 U
N-NITROSODIPHENYLAMINE	ug/kg	320 U	330 U	330 U	65 U	330 U	330 U	330 U
PENTACHLOROPHENOL	ug/kg	650 U	660 U	670 U	130 U	660 U	670 U	650 U
PERYLENE	ug/kg	2.6 U	3.1 J	2.7 U	2.6 U	2.6 U	2.6 U	13 U
PHENANTHRENE	ug/kg	2.7 J	23	4.8 J	3.5 J	31	2.6 U	13 U
PHENOL	ug/kg	320 U	330 U	330 U	65 U	330 U	330 U	330 U
PYRENE	ug/kg	2.6 U	23	2.7 U	2.6 U	16 J+	2.6 U	13 U
PYRIDINE	ug/kg	1,300 U	1,300 U	1,300 U	260 U	1,300 U	1,300 U	1,300 U
TOTAL HMW PAHs	ug/kg	5.5 J	87.3	2.7 U	30.6 J	68.7 J	2.6 U	13 U
TOTAL LMW PAHs	ug/kg	14.3 J	84.5 J	18 J	8.7 J	73.8 J	4.7 J	13 U

Table C-5
Striped Killifish (Whole Body) Analytical Results

Location ID: / Date Analyzed:	Units	NB03WSK127B 09/10/15	NB03WSK130 09/10/15	NB03WSK131A 09/10/15	NB03WSK131B 08/22/15	NB03WSK132A 09/10/15	NB03WSK132B 09/10/15	NB03WSK134 09/10/15
TOTAL PAHs	ug/kg	19.8 J	172 J	18 J	39.3 J	143 J	4.7 J	13 U
Physical Parameters								
MOISTURE (WATER) CONTENT	%	271	275	263	262	254	255	280
PERCENT MOISTURE	%	73	73.4	72.4	72.4	71.8	71.8	73.7

Table C-5
Striped Killifish (Whole Body) Analytical Results

Notes:

1. Totals were calculated using detected values only. If all analytes that make up a given total are non-detect, the total will be reported as the highest detection limit of the individual analytes and will be qualified with a "U" flag to indicate it is a non-detect.
2. Total PCB Congeners (209) = sum of 209 individual congener PCBs
3. Total Aroclor PCBs (Sum of 7 Aroclors) = sum of Aroclor-1016, Aroclor-1221, Aroclor-1232, Aroclor-1242, Aroclor-1248, Aroclor-1254, and Aroclor-1260
4. Total Aroclor PCBs (Sum of 9 Aroclors) = sum of Aroclor-1016, Aroclor-1221, Aroclor-1232, Aroclor-1242, Aroclor-1248, Aroclor-1254, Aroclor-1260, Aroclor-1262, and Aroclor-1268
5. Total Alpha + Gamma Chlordane = sum of alpha-Chlordane and gamma-Chlordane
6. Total DDT (2,4) = sum of 2,4'-DDD, 2,4'-DDE, and 2,4'-DDT
7. Total DDT (4,4) = sum of 4,4'-DDD, 4,4'-DDE, and 4,4'-DDT
8. Total DDT (2,4 & 4,4) = sum of 2,4'-DDD, 2,4'-DDE, 2,4'-DDT, 4,4'-DDD, 4,4'-DDE, and 4,4'-DDT
9. Total HMW PAHs = sum of fluoranthene, pyrene, benzo(a)anthracene, chrysene, benzo(b)fluoranthene, benzo(k)fluoranthene, benzo(a)pyrene, indeno(1,2,3-cd)pyrene, dibenzo(a,h)anthracene, and benzo(g,h,i)perylene.
10. Total LMW PAHs = sum of naphthalene, 2-methylnaphthalene, acenaphthylene, acenaphthene, fluorene, phenanthrene, and anthracene.
11. Total PAHs = sum of Total LMW PAHs and Total HMW PAHs.

DDD = dichlorodiphenyldichloroethane
DDE = dichlorodiphenyldichloroethylene
DDT = dichlorodiphenyltrichloroethane
HMW = high molecular weight
LMW = low molecular weight
PAH = polycyclic aromatic hydrocarbon
PCB = polychlorinated biphenyl

% = percent
mg/kg = milligrams per kilogram
ng/g = nanograms per gram
ng/kg = nanograms per kilogram
pg/g = picograms per gram
ug/kg = micrograms per kilogram

Table C-6
Summer Flounder (Whole Body) Analytical Results

Location ID: / Date Analyzed:	Units	NB03WSFC-COMP01 10/01/15	NB03WSFC-COMP02 10/01/15	NB03WSFN-COMP01 10/01/15	NB03WSFN-COMP02 10/01/15	NB03WSFS-COMP01 10/01/15
Dioxins/Furans						
1,2,3,4,6,7,8-HEPTACHLORODIBENZOFURAN	ng/kg	0.243 JBQ	0.364 JBQ	0.343 JB	1.22 JB [1.23 JB]	0.336 JBQ
1,2,3,4,6,7,8-HEPTACHLORODIBENZO-P-DIOXIN	ng/kg	0.282 JBQ	0.481 JB	0.692 JB	0.446 JB [0.56 JBQ]	0.298 JB
1,2,3,4,7,8,9-HEPTACHLORODIBENZOFURAN	ng/kg	0.038 U	0.0295 U	0.056 JBQ	0.0824 JBQ [0.103 JBQ]	0.0458 JBQ
1,2,3,4,7,8-HEXACHLORODIBENZOFURAN	ng/kg	0.0679 JB	0.415 JBQ	0.498 JBQ	0.889 JB [1.05 JB]	0.203 JB
1,2,3,4,7,8-HEXACHLORODIBENZO-P-DIOXIN	ng/kg	0.0259 JBQ	0.0322 JB	0.0383 JBQ	0.0719 JB [0.0657 JBQ]	0.0233 U
1,2,3,6,7,8-HEXACHLORODIBENZOFURAN	ng/kg	0.14 JBQ	0.285 JBQ	0.338 JBQ	0.668 JB [0.65 JB]	0.213 JB
1,2,3,6,7,8-HEXACHLORODIBENZO-P-DIOXIN	ng/kg	0.136 JBQ	0.331 JBQ	0.374 JB	0.284 JB [0.222 JBQ]	0.227 JB
1,2,3,7,8,9-HEXACHLORODIBENZOFURAN	ng/kg	0.0627 JB	0.0761 JBQ	0.0773 JB	0.0473 JBQ [0.0883 JB]	0.0676 JBQ
1,2,3,7,8,9-HEXACHLORODIBENZO-P-DIOXIN	ng/kg	0.0695 JB	0.119 JB	0.136 JB	0.134 JB [0.082 JBQ]	0.073 JBQ
1,2,3,7,8-PENTACHLORODIBENZOFURAN	ng/kg	0.407 JB	0.351 JB	0.363 JB	0.917 JB [0.848 JB]	0.29 JBQ
1,2,3,7,8-PENTACHLORODIBENZO-P-DIOXIN	ng/kg	0.0607 U	0.292 JBQ	0.32 JB	0.258 JB [0.257 JB]	0.0505 U
2,3,4,6,7,8-HEXACHLORODIBENZOFURAN	ng/kg	0.0594 JBQ	0.119 JB	0.146 JB	0.204 JB [0.219 JB]	0.114 JBQ
2,3,4,7,8-PENTACHLORODIBENZOFURAN	ng/kg	0.485 JBQ	0.887 JB	0.999 JBQ	1.48 JB [1.47 JB]	0.554 JB
2,3,7,8-TETRACHLORODIBENZOFURAN	ng/kg	0.105 JQ	0.113 JQ	0.128 JQ	0.168 J [0.138 JQ]	0.087 J
2,3,7,8-TETRACHLORODIBENZO-P-DIOXIN	ng/kg	1.58 B	11.1 B	4.58 B	16.2 B [16.6 B]	3.06 B
OCTACHLORODIBENZOFURAN	ng/kg	0.101 JBQ	0.0835 JB	0.118 JB	0.334 JB [0.486 JB]	0.0518 JBQ
OCTACHLORODIBENZO-P-DIOXIN	ng/kg	0.623 JB	0.876 JBQ	1.28 JB	1.16 JB [1.45 JB]	0.409 JBQ
PERCENT LIPIDS	%	0.58	1.2	0.4	1.1 [1.2]	0.39
Metals						
ALUMINUM	mg/kg	5.33 U	5.54 U	5.49 U	5.33 U [5.33 U]	5.49 U
ANTIMONY	mg/kg	0.0629 U	0.0653 U	0.0647 U	0.0629 U [0.0629 U]	0.0647 U
ARSENIC	mg/kg	1.19	1.4	0.87	0.582 [0.451]	2.12
BARIUM	mg/kg	0.533	0.352 B	0.407	0.296 B [0.175 U]	0.757
BERYLLIUM	mg/kg	0.0135 U	0.0141 U	0.0139 U	0.0135 U [0.0135 U]	0.0139 U
CADMIUM	mg/kg	0.0438 U	0.0455 U	0.0451 U	0.0438 U [0.0438 U]	0.0451 U
CALCIUM	mg/kg	6,610	9,850	9,540	3,320 [2,140]	28,500
CHROMIUM	mg/kg	0.0952 U	0.099 U	0.16 B	0.0952 U [0.0952 U]	0.098 U
COBALT	mg/kg	0.019 U	0.0198 U	0.0196 U	0.019 U [0.019 U]	0.0196 U
COPPER	mg/kg	0.804	0.689	0.909	0.47 J [0.0762 U]	0.0784 U
IRON	mg/kg	13.9 B	21.4	17.2 B	5.13 B [4.4 U]	12.2 B
LEAD	mg/kg	0.0455 B	0.0687 B	0.0567 B	0.0381 B [0.0248 U]	0.0541 B
MAGNESIUM	mg/kg	482	500	450	492 [379]	799
MANGANESE	mg/kg	1.07	1.5	1.41	1.25 [0.765]	3.1
MERCURY	ng/g	52.9	89.4	84.3	135 [127]	63.3
METHYL MERCURY	ng/g	39	106	99	129 [124]	100
NICKEL	mg/kg	0.179 U	0.186 U	0.212 B	0.598 [0.179 U]	0.184 U
POTASSIUM	mg/kg	5,350	4,500	3,490	5,680 [4,500]	5,730
SELENIUM	mg/kg	0.61	0.505	0.444	0.488 [0.449]	0.445
SILVER	mg/kg	0.019 U	0.0198 U	0.0196 U	0.019 U [0.019 U]	0.0196 U
SODIUM	mg/kg	1,710	1,530	1,530	1,860 [1,470]	1,730
THALLIUM	mg/kg	0.0286 U	0.0297 U	0.0294 U	0.0286 U [0.0286 U]	0.0294 U
TITANIUM	mg/kg	0.271 B	0.361 B	0.316 B	0.183 B [0.17 B]	0.176 B
VANADIUM	mg/kg	0.0286 U	0.0297 U	0.0294 U	0.0286 U [0.0286 U]	0.0294 U
ZINC	mg/kg	20.9	18	19.6	11.7 [9.47]	27.1

Table C-6
Summer Flounder (Whole Body) Analytical Results

Location ID: / Date Analyzed:	Units	NB03WSFC-COMP01 10/01/15	NB03WSFC-COMP02 10/01/15	NB03WSFN-COMP01 10/01/15	NB03WSFN-COMP02 10/01/15	NB03WSFS-COMP01 10/01/15
Butyltins						
DIBUTYLTIN	ug/kg	1.3 U	1.3 U	1.3 U	1.3 U [1.3 U]	1.2 U
MONOBUTYLTIN	ug/kg	21 UCNJ	20 UCNJ	21 UCNJ	20 UCNJ [21 UCNJ]	19 UCNJ
TETRA-N-BUTYLTIN	ug/kg	1.7 U	1.7 U	1.7 U	1.7 U [1.8 U]	1.6 U
TRIBUTYLTIN	ug/kg	2.4	2.5 P	1.5 U	2.1 [2.3]	1.4 U
Aroclor PCBs						
AROCLOR 1016	ug/kg	7.2 U	7.2 U	7.1 U	7.2 U [7.2 U]	7.2 U
AROCLOR 1221	ug/kg	9.1 U	9.2 U	9 U	9.1 U [9.1 U]	9.2 U
AROCLOR 1232	ug/kg	16 U	16 U	16 U	16 U [16 U]	16 U
AROCLOR 1242	ug/kg	6.6 U	6.6 U	6.5 U	6.6 U [6.6 U]	6.6 U
AROCLOR 1248	ug/kg	6.6 U	6.6 U	6.5 U	63 PJ [6.6 U]	6.6 U
AROCLOR 1254	ug/kg	34	6.6 U	23 J	6.6 U [6.6 U]	6.6 U
AROCLOR 1260	ug/kg	9.7 U	60 PJ	9.6 U	80 PJ [68 PJ]	25 PJ
AROCLOR 1262	ug/kg	6.6 U	6.6 U	6.5 U	6.6 U [6.6 U]	6.6 U
AROCLOR 1268	ug/kg	6.6 U	6.6 U	6.5 U	6.6 U [6.6 U]	6.6 U
TOTAL AROCLOR PCBs (SUM OF 7 AROCLORS)	ug/kg	34	60 J	23 J	143 J [68 J]	25 J
TOTAL AROCLOR PCBs (SUM OF 9 AROCLORS)	ug/kg	34	60 J	23 J	143 J [68 J]	25 J
Pesticides						
2,4'-DDD	pg/g	486 J	479 J	1,280 J	1,160 J [679 J]	258 J
2,4'-DDE	pg/g	933 J	1,030 J	2,280 J	2,450 J [1,090 J]	620 J
2,4'-DDT	pg/g	31.5 J	101 J	83 J	76.8 J [62.7 J]	30.7 J
4,4'-DDD	pg/g	3,680 J	6,530 J	8,880 J	7,220 J [5,800 J]	1,850 J
4,4'-DDE	pg/g	11,700 BJ	21,500 BJ	22,200 BJ	36,800 BDJ [20,800 BJ]	9,520 BJ
4,4'-DDT	pg/g	138 BJ	1,400 BJ	353 BJ	804 BJ [555 BJ]	140 BJ
ALDRIN	pg/g	4.13 J	9.16 UJ	9.16 UJ	9.16 UJ [7.01 J]	9.16 UJ
ALPHA BHC	pg/g	9.13 J	20.9 J	6.22 J	10.7 J [26.6 J]	6.97 J
ALPHA ENDOSULFAN	pg/g	57.4 UJ	57.4 UJ	57.4 UJ	57.4 UJ [R]	57.4 UJ
BETA BHC	pg/g	11.1 UJ	11.8 J	11.1 UJ	14.2 J [12.2 J]	5.75 J
BETA ENDOSULFAN	pg/g	58.3 UJ	58.3 UJ	58.3 UJ	58.3 UJ [R]	R
CIS-CHLORDANE	pg/g	1,250 J	2,210 J	1,420 J	1,300 J [981 J]	977 J
CIS-NONACHLOR	pg/g	674 J	1,350 J	893 J	1,870 J [1,300 J]	637 J
DELTA BHC	pg/g	5.08 UJ	5.08 UJ	5.08 UJ	5.08 UJ [5.08 UJ]	R
DIELDRIN	pg/g	700 BJ	761 BJ	752 BJ	1,330 BJ [1,020 BJ]	443 BJ
ENDOSULFAN SULFATE	pg/g	63.3 UJ	63.3 UJ	63.3 UJ	63.3 UJ [63.3 UJ]	R
ENDRIN	pg/g	13.9 UJ	13.9 UJ	13.9 UJ	13.9 UJ [13.9 UJ]	13.9 UJ
ENDRIN ALDEHYDE	pg/g	131 UJ	131 UJ	131 UJ	131 UJ [131 UJ]	131 UJ
ENDRIN KETONE	pg/g	76 UJ	76 UJ	44.6 J	76 UJ [76 UJ]	76 UJ
GAMMA BHC (LINDANE)	pg/g	6.42 J	11.1 J	16.2 J	5.93 J [11.4 J]	5.74 J
HEPTACHLOR	pg/g	32.5 UJ	32.5 UJ	32.5 UJ	32.5 UJ [4.46 J]	32.5 UJ
HEPTACHLOR EPOXIDE	pg/g	108 J	112 J	149 J	219 J [188 J]	116 J
HEXACHLOROBENZENE	pg/g	204 BJ	195 BJ	219 BJ	424 BJ [310 BJ]	188 BJ
METHOXYCHLOR	pg/g	38.9 UJ	38.9 UJ	38.9 UJ	38.9 UJ [17.3 J]	38.9 UJ
MIREX	pg/g	41.2 J	108 J	52.7 J	71.3 J [75 J]	85.2 J
OXYCHLORDANE	pg/g	505 J	339 J	427 J	1,090 J [611 J]	382 J
TRANS-CHLORDANE	pg/g	422 BJ	444 BJ	508 BJ	989 BJ [530 BJ]	229 BJ

Table C-6
Summer Flounder (Whole Body) Analytical Results

Location ID: / Date Analyzed:	Units	NB03WSFC-COMP01 10/01/15	NB03WSFC-COMP02 10/01/15	NB03WSFN-COMP01 10/01/15	NB03WSFN-COMP02 10/01/15	NB03WSFS-COMP01 10/01/15
TRANS-HEPTACHLOR EPOXIDE	pg/g	132 J	444 J	178 J	525 J [355 J]	240 J
TRANS-NONACHLOR	pg/g	1,550 BJ	3,000 BJ	2,110 BJ	4,850 BJ [3,630 BJ]	1,670 BJ
TOTAL ALPHA + GAMMA CHLORDANE	pg/g	1,670 J	2,650 J	1,930 J	2,290 J [1,510 J]	1,210 J
TOTAL DDT (2,4)	pg/g	1,450 J	1,610 J	3,640 J	3,690 J [1,830 J]	909 J
TOTAL DDT (4,4)	pg/g	15,500 J	29,400 J	31,400 J	44,800 J [27,200 J]	11,500 J
TOTAL DDT (2,4 & 4,4)	pg/g	17,000 J	31,000 J	35,100 J	48,500 J [29,000 J]	12,400 J
PCB Congeners						
PCB-1	ng/kg	27.6 BJ	18.7 BJ	112 BJ	15.1 BJ [14.4 BJ]	21.4 BJ
PCB-2	ng/kg	2.59 J	1.43 J	9.25 J	1.52 J [1.46 J]	1.57 J
PCB-3	ng/kg	1.09 UJ	1.05 UJ	31.5 BJ	1.08 UJ [1.1 UJ]	1.09 UJ
PCB-4	ng/kg	190 BJ	184 BJ	653 BJ	425 BEJ [445 BEJ]	249 BJ
PCB-5	ng/kg	0.793 UJ	1.22 J	5 UJ	3.79 J [3.81 J]	0.791 UJ
PCB-6	ng/kg	25.9 BJ	32 BJ	97.9 BJ	90 BJ [92.7 J]	51.9 BJ
PCB-7	ng/kg	3.35 J	4.41 J	5 UJ	9.5 J [9.74 J]	4.99 J
PCB-8	ng/kg	R	R	R	R [R]	R
PCB-9	ng/kg	5.89 J	7.89 J	4.38 UJ	21.4 J [22.9 J]	9.79 J
PCB-10	ng/kg	24 J	26 J	66.5 J	57 J [60.3 J]	31 J
PCB-11	ng/kg	48.4 BJ	3.24 U	110 BJ	3.33 U [3.41 U]	3.36 UJ
PCB-12/13	ng/kg	3.89 J	2.65 J	11.9 UJ	5.89 J [6.48 J]	1.88 UJ
PCB-14	ng/kg	0.793 UJ	0.763 UJ	5 UJ	0.784 UJ [0.803 UJ]	0.791 UJ
PCB-15	ng/kg	1.59 UJ	1.53 UJ	42.8 BJ	17.2 BJ [18.3 BJ]	1.58 UJ
PCB-16	ng/kg	39 BJ	42.6 BJ	80.5 BJ	208 BJ [231 BJ]	75 BJ
PCB-17	ng/kg	463 BEJ	733 BEJ	1,800 BJ	2,180 BEJ [2,320 BEJ]	734 BEJ
PCB-18/30	ng/kg	648 BEJ	1,100 BEJ	2,180 BJ	3,560 BEJ [3,750 BEJ]	1,450 BEJ
PCB-19	ng/kg	118 J	149 J	445 J	479 EJ [530 EJ]	207 J
PCB-20/28	ng/kg	2,220 BEJ	3,170 BEJ	7,780 BEJ	8,610 BEJ [10,200 BEJ]	3,940 BEJ
PCB-21/33	ng/kg	180 J	326 J	963 J	1,070 EJ [1,150 EJ]	396 J
PCB-22	ng/kg	499 BEJ	770 BEJ	1,760 BJ	1,880 BEJ [1,940 BEJ]	792 BEJ
PCB-23	ng/kg	0.951 J	1.39 J	4.6 J	4.04 J [4.49 J]	1.85 J
PCB-24	ng/kg	11.2 J	21.6 J	34.2 J	53 J [47.3 J]	19.1 J
PCB-25	ng/kg	139 J	211 J	367 J	477 EJ [537 EJ]	322 EJ
PCB-26/29	ng/kg	487 J	925 EJ	1,450 J	1,580 EJ [1,770 EJ]	884 EJ
PCB-27	ng/kg	62.6 J	79.9 J	152 J	344 EJ [378 EJ]	152 J
PCB-31	ng/kg	1,660 BEJ	2,470 BEJ	5,910 BEJ	6,450 BEJ [7,490 BEJ]	2,720 BEJ
PCB-32	ng/kg	478 BEJ	694 BEJ	1,850 BJ	1,890 BEJ [2,080 BEJ]	774 BEJ
PCB-34	ng/kg	14.7 J	22.8 J	63.4 J	50.7 J [55.2 J]	24 J
PCB-35	ng/kg	0.892 UJ	0.859 UJ	5.63 UJ	0.882 UJ [0.904 UJ]	0.889 UJ
PCB-36	ng/kg	0.793 UJ	0.763 UJ	5 UJ	0.784 UJ [0.803 UJ]	0.791 UJ
PCB-37	ng/kg	26.3 J	24.1 J	61.3 J	68.3 J [71.9 J]	30.5 J
PCB-38	ng/kg	3.62 J	3.74 J	10.3 J	10.5 J [11.1 J]	4.56 J
PCB-39	ng/kg	7.55 J	9.68 J	39.5 J	37.8 J [38.3 J]	14 J
PCB-40/71	ng/kg	1,370 EJ	1,720 EJ	4,280 J	4,780 EJ [5,230 EJ]	2,060 EJ
PCB-41	ng/kg	48.4 J	106 J	318 J	457 J [454 J]	134 J
PCB-42	ng/kg	473 J	829 EJ	2,000 J	3,330 EJ [3,610 EJ]	1,250 EJ
PCB-43	ng/kg	56.5 J	95.4 J	252 J	463 J [490 J]	181 J

Table C-6
Summer Flounder (Whole Body) Analytical Results

Location ID: / Date Analyzed:	Units	NB03WSFC-COMP01 10/01/15	NB03WSFC-COMP02 10/01/15	NB03WSFN-COMP01 10/01/15	NB03WSFN-COMP02 10/01/15	NB03WSFS-COMP01 10/01/15
PCB-44/47/65	ng/kg	5,250 EJ	5,460 EJ	12,200 EJ	15,800 EJ [17,900 EJ]	6,000 EJ
PCB-45	ng/kg	199 J	342 J	478 J	1,160 EJ [1,170 EJ]	391 J
PCB-46	ng/kg	5.45 J	6.73 J	10.2 J	27.9 J [30.1 J]	10.2 J
PCB-48	ng/kg	362 J	575 EJ	1,970 J	2,220 EJ [2,430 EJ]	868 EJ
PCB-49/69	ng/kg	6,790 EJ	8,200 EJ	18,400 EJ	18,000 EJ [20,600 EJ]	6,850 EJ
PCB-50/53	ng/kg	212 J	329 J	689 J	1,730 EJ [1,850 EJ]	643 J
PCB-51	ng/kg	235 J	342 J	767 J	1,610 EJ [1,840 EJ]	419 J
PCB-52	ng/kg	8,970 BEJ	12,300 BEJ	23,200 BEJ	25,100 BEJ [28,100 BEJ]	11,800 BEJ
PCB-54	ng/kg	24.5 J	32.9 J	78.7 J	145 J [160 J]	34.6 J
PCB-55	ng/kg	10.4 J	12.4 J	52.6 J	41.5 J [34.3 J]	20.6 J
PCB-56	ng/kg	437 J	628 EJ	1,430 J	1,790 EJ [2,020 EJ]	900 EJ
PCB-57	ng/kg	26.8 J	54.1 J	63.3 J	48.8 J [52.3 J]	44.2 J
PCB-58	ng/kg	9.18 J	16 J	36.9 J	56.1 J [62.5 J]	25.9 J
PCB-60	ng/kg	608 EJ	872 EJ	1,940 J	2,560 EJ [2,880 EJ]	1,240 EJ
PCB-61/70/74/76	ng/kg	6,010 EJ	7,760 EJ	20,800 EJ	24,100 EJ [30,800 EJ]	9,920 EJ
PCB-62/75	ng/kg	532 J	678 J	1,560 J	1,840 EJ [1,960 EJ]	734 J
PCB-63	ng/kg	500 J	651 EJ	1,230 J	1,190 EJ [1,300 EJ]	600 EJ
PCB-64	ng/kg	2,260 EJ	2,660 EJ	8,380 EJ	7,800 EJ [8,780 EJ]	2,920 EJ
PCB-66	ng/kg	4,330 BEJ	5,860 BEJ	20,100 BEJ	21,100 BEJ [27,100 BEJ]	8,130 BEJ
PCB-67	ng/kg	55.4 J	89.3 J	120 J	182 J [200 J]	82 J
PCB-68	ng/kg	185 J	227 J	310 J	315 J [357 J]	184 J
PCB-72	ng/kg	274 J	330 J	517 J	414 J [473 J]	256 J
PCB-73	ng/kg	16.1 J	25.9 J	44.5 J	73.1 J [62.8 J]	19.6 J
PCB-77	ng/kg	45.4 J	45.8 J	53.2 J	85.2 J [94.3 J]	80.2 J
PCB-78	ng/kg	1.59 UJ	1.53 UJ	10 UJ	1.57 UJ [7.28 J]	1.58 UJ
PCB-79	ng/kg	26.1 J	37.9 J	84.7 J	142 J [149 J]	42.2 J
PCB-80	ng/kg	1.09 UJ	1.05 UJ	6.88 UJ	1.08 UJ [1.1 UJ]	1.09 UJ
PCB-81	ng/kg	2.64 J	4.89 J	11.3 UJ	10.2 J [11.7 J]	6.58 J
PCB-82	ng/kg	79.5 J	104 J	241 J	680 EJ [770 EJ]	219 J
PCB-83	ng/kg	17.4 J	17.9 J	28 J	107 J [110 J]	28.3 J
PCB-84	ng/kg	88.3 J	124 J	158 J	585 J [648 EJ]	278 J
PCB-85/116/117	ng/kg	2,260 EJ	1,980 EJ	6,060 J	6,440 EJ [7,050 EJ]	2,580 EJ
PCB-86/87/97/109/119/125	ng/kg	3,320 J	3,770 EJ	10,700 J	12,900 EJ [14,500 EJ]	4,790 EJ
PCB-88	ng/kg	2.18 UJ	2.1 UJ	13.8 UJ	9.63 J [14.9 J]	4.31 J
PCB-89	ng/kg	11 J	19.5 J	61.8 J	105 J [119 J]	34.4 J
PCB-90/101/113	ng/kg	10,700 BEJ	9,520 BEJ	27,700 BEJ	29,600 BEJ [33,600 BEJ]	10,600 BEJ
PCB-91	ng/kg	1,610 EJ	1,650 EJ	3,360 J	3,690 EJ [4,020 EJ]	1,330 EJ
PCB-92	ng/kg	2,710 EJ	2,820 EJ	5,650 EJ	6,220 EJ [7,070 EJ]	2,920 EJ
PCB-93/100	ng/kg	556 J	396 J	738 J	1,410 EJ [1,540 EJ]	387 J
PCB-94	ng/kg	5.55 J	8.25 J	15.1 J	63.7 J [70.5 J]	20.2 J
PCB-95	ng/kg	3,330 EJ	3,650 EJ	9,720 EJ	11,400 EJ [13,500 EJ]	4,260 EJ
PCB-96	ng/kg	10.4 J	19.2 J	30.2 J	73 J [78.3 J]	24.2 J
PCB-98/102	ng/kg	165 J	264 J	532 J	735 J [781 J]	283 J
PCB-99	ng/kg	8,840 EJ	8,700 EJ	21,500 EJ	24,500 EJ [28,600 EJ]	11,000 EJ
PCB-103	ng/kg	295 J	239 J	482 J	613 EJ [602 J]	193 J

Table C-6
Summer Flounder (Whole Body) Analytical Results

Location ID: / Date Analyzed:	Units	NB03WSFC-COMP01 10/01/15	NB03WSFC-COMP02 10/01/15	NB03WSFN-COMP01 10/01/15	NB03WSFN-COMP02 10/01/15	NB03WSFS-COMP01 10/01/15
PCB-104	ng/kg	23.5 J	14.9 J	47.7 J	84.1 J [97.8 J]	16.7 J
PCB-105	ng/kg	2,190 EJ	2,470 EJ	7,660 EJ	8,500 EJ [10,000 EJ]	4,140 EJ
PCB-106	ng/kg	1.68 UJ	1.62 UJ	10.6 UJ	1.67 UJ [1.71 UJ]	1.68 UJ
PCB-107	ng/kg	1,250 EJ	1,370 EJ	2,750 J	2,800 EJ [3,120 EJ]	1,650 EJ
PCB-108/124	ng/kg	194 J	222 J	594 J	625 J [729 J]	302 J
PCB-110/115	ng/kg	7,980 EJ	7,640 EJ	24,800 EJ	23,800 EJ [27,500 EJ]	9,160 EJ
PCB-111	ng/kg	47.2 J	41.5 J	61.2 J	77.5 J [89.3 J]	33.3 J
PCB-112	ng/kg	47.5 J	38.8 J	56.1 J	76.7 J [72.9 J]	31.3 J
PCB-114	ng/kg	211 J	304 J	643 J	729 EJ [841 EJ]	463 J
PCB-118	ng/kg	10,300 EJ	13,900 EJ	30,300 EJ	35,000 EJ [46,800 EJ]	20,300 EJ
PCB-120	ng/kg	166 J	154 J	267 J	304 J [348 J]	143 J
PCB-121	ng/kg	22.2 J	17.8 J	27.9 J	42.8 J [47 J]	12.3 J
PCB-122	ng/kg	6.36 J	10.9 J	20.8 J	27.3 J [30.6 J]	15.6 J
PCB-123	ng/kg	167 J	203 J	485 J	583 J [572 J]	264 J
PCB-126	ng/kg	17.8 J	35.4 J	60.9 J	52.2 J [64.5 J]	29.1 J
PCB-127	ng/kg	15.9 J	14.2 J	32.8 J	37.5 J [41.6 J]	20.1 J
PCB-128/166	ng/kg	1,870 EJ	1,300 EJ	3,920 J	4,280 EJ [4,780 EJ]	1,540 EJ
PCB-129/138/163	ng/kg	17,700 EJ	13,400 EJ	35,200 EJ	43,900 EJ [51,600 EJ]	15,900 EJ
PCB-130	ng/kg	1,240 EJ	971 EJ	2,070 J	2,140 EJ [2,350 EJ]	1,050 EJ
PCB-131	ng/kg	15.8 J	29.6 J	61.1 J	93 J [99.2 J]	36.1 J
PCB-132	ng/kg	1,490 EJ	1,170 EJ	3,320 J	4,060 EJ [4,430 EJ]	1,250 EJ
PCB-133	ng/kg	864 EJ	594 EJ	1,200 J	1,310 EJ [1,500 EJ]	485 J
PCB-134	ng/kg	74.9 J	127 J	238 J	370 J [406 J]	157 J
PCB-135/151	ng/kg	4,500 EJ	3,800 EJ	7,500 EJ	10,000 EJ [11,000 EJ]	4,020 EJ
PCB-136	ng/kg	386 J	415 J	795 J	1,170 EJ [1,310 EJ]	390 J
PCB-137	ng/kg	768 EJ	640 EJ	1,480 J	1,850 EJ [2,090 EJ]	902 EJ
PCB-139/140	ng/kg	299 J	184 J	562 J	684 J [780 J]	220 J
PCB-141	ng/kg	1,690 EJ	1,320 EJ	4,480 EJ	4,950 EJ [5,400 EJ]	1,750 EJ
PCB-142	ng/kg	1.68 UJ	1.62 UJ	10.6 UJ	4.37 J [4.42 J]	1.68 UJ
PCB-143	ng/kg	11.2 J	6.2 J	35.1 J	32.8 J [47 J]	7.48 J
PCB-144	ng/kg	411 J	337 J	979 J	1,180 EJ [1,160 EJ]	380 J
PCB-145	ng/kg	1.59 UJ	1.53 UJ	10 UJ	5.28 J [6.08 J]	2.07 J
PCB-146	ng/kg	R	R	R	R [R]	R
PCB-147/149	ng/kg	8,990 BEJ	6,240 BEJ	16,800 BEJ	19,500 BEJ [22,500 BEJ]	5,880 BEJ
PCB-148	ng/kg	162 J	82.5 J	166 J	246 J [276 J]	63.8 J
PCB-150	ng/kg	65.5 J	42.8 J	94.4 J	127 J [140 J]	36.5 J
PCB-152	ng/kg	5.92 J	5.78 J	14.8 J	24.7 J [28.2 J]	7.21 J
PCB-153/168	ng/kg	19,200 BEJ	13,800 BEJ	36,600 BEJ	48,600 BEJ [58,000 BEJ]	16,800 BEJ
PCB-154	ng/kg	964 EJ	478 J	1,060 J	1,790 EJ [2,000 EJ]	498 J
PCB-155	ng/kg	85.2 J	45.1 J	275 J	378 J [410 J]	74.3 J
PCB-156/157	ng/kg	1,540 EJ	1,690 EJ	3,240 J	3,600 EJ [4,130 EJ]	2,270 EJ
PCB-158	ng/kg	891 EJ	730 EJ	2,700 J	2,930 EJ [3,270 EJ]	1,060 EJ
PCB-159	ng/kg	3.82 J	2.83 J	8.75 UJ	10.2 J [11.9 J]	3.27 J
PCB-160	ng/kg	7.03 J	6.01 UJ	39.4 UJ	21.3 J [32.9 J]	8.88 J
PCB-161	ng/kg	1.29 UJ	3.42 J	8.13 UJ	7 J [7 J]	2.67 J

Table C-6
Summer Flounder (Whole Body) Analytical Results

Location ID: / Date Analyzed:	Units	NB03WSFC-COMP01 10/01/15	NB03WSFC-COMP02 10/01/15	NB03WSFN-COMP01 10/01/15	NB03WSFN-COMP02 10/01/15	NB03WSFS-COMP01 10/01/15
PCB-162	ng/kg	180 J	142 J	313 J	327 J [368 J]	150 J
PCB-164	ng/kg	596 EJ	383 J	1,480 J	1,420 EJ [1,570 EJ]	453 J
PCB-165	ng/kg	71.3 J	44.2 J	54.8 J	90.1 J [102 J]	25.6 J
PCB-167	ng/kg	616 EJ	712 EJ	1,270 J	1,430 EJ [1,620 EJ]	794 EJ
PCB-169	ng/kg	1.49 UJ	1.61 J	9.38 UJ	2.86 J [2.17 J]	1.48 UJ
PCB-170	ng/kg	2,870 EJ	2,220 EJ	5,440 EJ	6,790 EJ [8,040 EJ]	2,380 EJ
PCB-171/173	ng/kg	R	R	R	R [R]	R
PCB-172	ng/kg	775 EJ	503 J	1,310 J	1,600 EJ [1,840 EJ]	500 J
PCB-174	ng/kg	R	R	R	R [R]	R
PCB-175	ng/kg	R	R	R	R [R]	R
PCB-176	ng/kg	186 J	106 J	383 J	484 J [565 J]	121 J
PCB-177	ng/kg	R	R	R	R [R]	R
PCB-178	ng/kg	R	R	R	R [R]	R
PCB-179	ng/kg	574 J	434 J	1,110 J	1,650 EJ [1,900 EJ]	429 J
PCB-180/193	ng/kg	9,410 EJ	6,600 EJ	16,500 EJ	22,200 EJ [26,200 EJ]	7,230 EJ
PCB-181	ng/kg	R	R	R	R [R]	R
PCB-182	ng/kg	R	R	R	R [R]	R
PCB-183/185	ng/kg	R	R	R	R [R]	R
PCB-184	ng/kg	20.2 J	9.4 J	28 J	47.9 J [55.6 J]	15.5 J
PCB-186	ng/kg	1.49 UJ	1.43 UJ	9.38 UJ	1.47 UJ [1.51 UJ]	1.48 UJ
PCB-187	ng/kg	R	R	R	R [R]	R
PCB-188	ng/kg	89.2 J	35.3 J	119 J	125 J [140 J]	35.3 J
PCB-189	ng/kg	133 J	99.9 J	218 J	291 J [337 J]	115 J
PCB-190	ng/kg	632 EJ	456 J	1,340 J	1,670 EJ [1,980 EJ]	515 J
PCB-191	ng/kg	125 J	106 J	264 J	329 J [381 J]	120 J
PCB-192	ng/kg	1.29 UJ	1.24 UJ	8.13 UJ	1.27 UJ [5.25 J]	1.28 UJ
PCB-194	ng/kg	1,760 EJ	924 EJ	2,770 J	3,200 EJ [3,500 EJ]	1,030 EJ
PCB-195	ng/kg	494 J	275 J	815 J	1,140 EJ [1,310 EJ]	270 J
PCB-196	ng/kg	1,070 EJ	571 J	1,520 J	2,050 EJ [2,370 EJ]	584 J
PCB-197/200	ng/kg	247 J	101 J	302 J	449 J [503 J]	109 J
PCB-198/199	ng/kg	3,700 EJ	1,800 EJ	4,370 J	5,470 EJ [6,290 EJ]	1,670 J
PCB-201	ng/kg	485 J	221 J	607 J	768 J [879 J]	238 J
PCB-202	ng/kg	1,850 EJ	964 EJ	2,290 J	2,380 EJ [2,620 EJ]	963 EJ
PCB-203	ng/kg	2,270 EJ	1,220 EJ	3,000 J	4,030 EJ [4,550 EJ]	1,260 EJ
PCB-204	ng/kg	5.8 J	2.05 J	13.1 UJ	9.38 J [10.9 J]	2.08 UJ
PCB-205	ng/kg	78 J	38.2 J	111 J	171 J [196 J]	43.2 J
PCB-206	ng/kg	1,670 EJ	751 J	1,800 J	2,440 EJ [2,740 EJ]	796 J
PCB-207	ng/kg	190 J	75.2 J	215 J	278 J [313 J]	80.8 J
PCB-208	ng/kg	832 J	391 J	855 J	1,020 EJ [1,150 EJ]	394 J
PCB-209	ng/kg	R	R	R	R [R]	R
TOTAL PCB CONGENERS (209)	ng/kg	198,000 J	188,000 J	473,000 J	553,000 J [646,000 J]	219,000 J
Semivolatiles						
1,2,4,5-TETRACHLOROBENZENE	ug/kg	330 U	330 U	330 U	330 U [330 U]	330 U
1,2-DIPHENYLHYDRAZINE	ug/kg	330 U	330 U	330 U	330 U [330 U]	330 U
1-METHYLNAPHTHALENE	ug/kg	13 U	13 U	13 U	13 U [2.7 U]	13 U

Table C-6
Summer Flounder (Whole Body) Analytical Results

Location ID: / Date Analyzed:	Units	NB03WSFC-COMP01 10/01/15	NB03WSFC-COMP02 10/01/15	NB03WSFN-COMP01 10/01/15	NB03WSFN-COMP02 10/01/15	NB03WSFS-COMP01 10/01/15
2,3,4,6-TETRACHLOROPHENOL	ug/kg	1,300 U	1,300 U	1,300 U	1,300 U [1,300 U]	1,300 U
2,4,5-TRICHLOROPHENOL	ug/kg	330 U	330 U	330 U	330 U [330 U]	330 U
2,4,6-TRICHLOROPHENOL	ug/kg	330 U	330 U	330 U	330 U [330 U]	330 U
2,4-DICHLOROPHENOL	ug/kg	330 U	330 U	330 U	330 U [330 U]	330 U
2,4-DIMETHYLPHENOL	ug/kg	330 U	330 U	330 U	330 U [330 U]	330 U
2,4-DINITROPHENOL	ug/kg	6,000 U	6,000 U	6,000 U	6,000 U [6,000 U]	5,900 U
2,4-DINITROTOLUENE	ug/kg	1,300 U	1,300 U	1,300 U	1,300 U [1,300 U]	1,300 U
2,6-DINITROTOLUENE	ug/kg	330 U	330 U	330 U	330 U [330 U]	330 U
2-CHLORONAPHTHALENE	ug/kg	130 UJ	130 UJ	130 UJ	130 UJ [130 UJ]	130 UJ
2-CHLOROPHENOL	ug/kg	330 U	330 U	330 U	330 U [330 U]	330 U
2-METHYLNAPHTHALENE	ug/kg	13 U	13 U	13 U	13 U [2.7 U]	13 U
2-METHYLPHENOL (O-CRESOL)	ug/kg	330 U	330 U	330 U	330 U [330 U]	330 U
2-NITROANILINE	ug/kg	330 U	330 U	330 U	330 U [330 U]	330 U
2-NITROPHENOL	ug/kg	330 U	330 U	330 U	330 U [330 U]	330 U
3,3'-DICHLOROBENZIDINE	ug/kg	2,000 U	2,000 U	2,000 U	2,000 U [2,000 U]	2,000 U
3-NITROANILINE	ug/kg	1,300 U	1,300 U	1,300 U	1,300 U [1,300 U]	1,300 U
4,6-DINITRO-2-METHYLPHENOL	ug/kg	3,300 U	3,300 U	3,300 U	3,300 U [3,300 U]	3,300 U
4-BROMOPHENYL PHENYL ETHER	ug/kg	330 U	330 U	330 U	330 U [330 U]	330 U
4-CHLORO-3-METHYLPHENOL	ug/kg	330 U	330 U	330 U	330 U [330 U]	330 U
4-CHLOROANILINE	ug/kg	670 U	670 U	670 U	670 U [670 U]	650 U
4-CHLOROPHENYL PHENYL ETHER	ug/kg	330 U	330 U	330 U	330 U [330 U]	330 U
4-METHYLPHENOL (P-CRESOL)	ug/kg	330 U	330 U	330 U	330 U [330 U]	330 U
4-NITROANILINE	ug/kg	1,300 U	1,300 U	1,300 U	1,300 U [1,300 U]	1,300 U
4-NITROPHENOL	ug/kg	3,300 U	3,300 U	3,300 U	3,300 U [3,300 U]	3,300 U
ACENAPHTHENE	ug/kg	13 U	13 U	13 U	13 U [5.7 J]	13 U
ACENAPHTHYLENE	ug/kg	13 U	13 U	13 U	13 U [2.7 U]	13 U
ACETOPHENONE	ug/kg	330 U	330 U	330 U	330 U [330 U]	330 U
ANTHRACENE	ug/kg	13 U	13 U	13 U	13 U [2.7 U]	13 U
ATRAZINE	ug/kg	670 U	670 U	670 U	670 U [670 U]	650 U
BENZALDEHYDE	ug/kg	1,300 U	1,300 U	1,300 U	1,300 U [1,300 U]	1,300 U
BENZIDINE	ug/kg	14,000 U	14,000 U	14,000 U	14,000 U [14,000 U]	14,000 U
BENZO(A)ANTHRACENE	ug/kg	13 U	13 U	13 U	13 U [2.7 U]	13 U
BENZO(A)PYRENE	ug/kg	13 U	13 U	13 UJ	13 U [2.7 U]	13 U
BENZO(B)FLUORANTHENE	ug/kg	13 U	13 U	13 UJ	13 U [2.7 U]	13 U
BENZO(G,H,I)PERYLENE	ug/kg	13 U	13 U	13 UJ	13 U [2.7 U]	13 U
Benzo(j)+(k)Fluoranthene	ug/kg	13 U	13 U	13 UJ	13 U [2.7 U]	13 U
BENZO[E]PYRENE	ug/kg	13 U	13 U	13 U	13 U [2.7 U]	13 U
BENZOIC ACID	ug/kg	3,300 U	3,300 U	3,300 U	3,300 U [3,300 U]	3,300 U
BENZYL BUTYL PHTHALATE	ug/kg	1,300 U	1,300 U	1,300 U	1,300 U [1,300 U]	1,300 U
BIPHENYL (DIPHENYL)	ug/kg	330 U	330 U	330 U	330 U [330 U]	330 U
BIS(2-CHLOROETHOXY) METHANE	ug/kg	330 U	330 U	330 U	330 U [330 U]	330 U
BIS(2-CHLOROETHYL) ETHER (2-CHLOROETHYL ETHER	ug/kg	330 U	330 U	330 U	330 U [330 U]	330 U
BIS(2-CHLOROISOPROPYL) ETHER	ug/kg	330 U	330 U	330 U	330 U [330 U]	330 U
BIS(2-ETHYLHEXYL) PHTHALATE	ug/kg	1,300 U	1,300 U	1,300 U	1,300 U [1,300 U]	1,300 U
C1-CHRYSENES	ug/kg	13 U	13 U	13 U	13 U [2.7 U]	13 U

Table C-6
Summer Flounder (Whole Body) Analytical Results

Location ID: / Date Analyzed:	Units	NB03WSFC-COMP01 10/01/15	NB03WSFC-COMP02 10/01/15	NB03WSFN-COMP01 10/01/15	NB03WSFN-COMP02 10/01/15	NB03WSFS-COMP01 10/01/15
C1-FLUORANTHENES/PYRENES	ug/kg	13 U	13 U	13 U	13 U [2.7 U]	13 U
C1-FLUORENES	ug/kg	13 U	13 U	13 U	13 U [2.7 U]	13 U
C1-NAPHTHALENES	ug/kg	13 U	13 U	13 U	13 U [2.7 U]	13 U
C1-PHENANTHRENE/ANTHRACENE	ug/kg	13 U	13 U	13 U	13 U [2.7 U]	13 U
C2-CHRYSENE	ug/kg	13 U	13 U	13 U	13 U [2.7 U]	13 U
C2-FLUORANTHENES/PYRENE	ug/kg	13 U	13 U	13 U	13 U [2.7 U]	13 U
C2-FLUORENES	ug/kg	13 U	13 U	13 U	13 U [2.7 U]	13 U
C2-NAPHTHALENES	ug/kg	13 U	13 U	13 U	13 U [2.7 U]	13 U
C2-PHENANTHRENE/ANTHRACENE	ug/kg	13 U	13 U	13 U	13 U [2.7 U]	13 U
C3-CHRYSENE	ug/kg	13 U	13 U	13 U	13 U [2.7 U]	13 U
C3-FLUORANTHENES/PYRENE	ug/kg	13 U	13 U	13 U	13 U [2.7 U]	13 U
C3-FLUORENES	ug/kg	13 U	13 U	13 U	13 U [2.7 U]	13 U
C3-NAPHTHALENES	ug/kg	13 U	13 U	13 U	13 U [2.7 U]	13 U
C3-PHENANTHRENE/ANTHRACENE	ug/kg	13 U	13 U	13 U	13 U [2.7 U]	13 U
C4-CHRYSENE	ug/kg	13 U	13 U	13 U	13 U [2.7 U]	13 U
C4-NAPHTHALENES	ug/kg	13 U	13 U	13 U	13 U [2.7 U]	13 U
C4-PHENANTHRENE/ANTHRACENE	ug/kg	13 U	13 U	13 U	13 U [2.7 U]	13 U
CAPROLACTAM	ug/kg	670 U	670 U	670 U	670 U [670 U]	650 U
CARBAZOLE	ug/kg	330 U	330 U	330 U	330 U [330 U]	330 U
CHRYSENE	ug/kg	13 U	13 U	13 U	13 U [2.7 U]	13 U
DIBENZ(A,H)ANTHRACENE	ug/kg	13 U	13 U	13 UJ	13 U [2.7 U]	13 U
DIBENZOFURAN	ug/kg	330 U	330 U	330 U	330 U [330 U]	330 U
DIETHYL PHTHALATE	ug/kg	1,300 U	1,300 U	1,300 U	1,300 U [1,300 U]	1,300 U
DIMETHYL PHTHALATE	ug/kg	1,300 U	1,300 U	1,300 U	1,300 U [1,300 U]	1,300 U
DI-N-BUTYL PHTHALATE	ug/kg	1,300 U	1,300 U	1,300 U	1,300 U [1,300 U]	1,300 U
DI-N-OCTYLPHTHALATE	ug/kg	1,300 U	1,300 U	1,300 U	1,300 U [1,300 U]	1,300 U
FLUORANTHENE	ug/kg	13 U	13 U	13 U	13 U [2.7 U]	13 U
FLUORENE	ug/kg	13 U	13 U	13 U	13 U [2.7 U]	13 U
HEXACHLOROBUTADIENE	ug/kg	330 U	330 U	330 U	330 U [330 U]	330 U
HEXACHLOROCYCLOPENTADIENE	ug/kg	3,300 U	3,300 U	3,300 U	3,300 U [3,300 U]	3,300 U
HEXACHLOROETHANE	ug/kg	670 U	670 U	670 U	670 U [670 U]	650 U
INDENO(1,2,3-C,D)PYRENE	ug/kg	13 U	13 U	13 UJ	13 U [2.7 U]	13 U
ISOPHORONE	ug/kg	330 U	330 U	330 U	330 U [330 U]	330 U
NAPHTHALENE	ug/kg	13 U	13 U	13 U	13 U [2.7 U]	13 U
NITROBENZENE	ug/kg	330 U	330 U	330 U	330 U [330 U]	330 U
N-NITROSODI-N-PROPYLAMINE	ug/kg	330 U	330 U	330 U	330 U [330 U]	330 U
N-NITROSODIPHENYLAMINE	ug/kg	330 U	330 U	330 U	330 U [330 U]	330 U
PENTACHLOROPHENOL	ug/kg	670 U	670 U	670 U	670 U [670 U]	650 U
PERYLENE	ug/kg	13 U	13 U	13 U	13 U [2.7 U]	13 U
PHENANTHRENE	ug/kg	13 U	13 U	13 U	13 U [2.7 U]	13 U
PHENOL	ug/kg	800	330 U	650 J	330 U [330 U]	500 J
PYRENE	ug/kg	13 U	13 U	13 U	13 U [2.7 U]	13 U
PYRIDINE	ug/kg	1,300 U	1,300 U	1,300 U	1,300 U [1,300 U]	1,300 U
TOTAL HMW PAHs	ug/kg	13 U	13 U	13 U	13 U [2.7 U]	13 U
TOTAL LMW PAHs	ug/kg	13 U	13 U	13 U	13 U [5.7 J]	13 U

Table C-6
Summer Flounder (Whole Body) Analytical Results

Location ID: Date Analyzed:	Units	NB03WSFC-COMP01 10/01/15	NB03WSFC-COMP02 10/01/15	NB03WSFN-COMP01 10/01/15	NB03WSFN-COMP02 10/01/15	NB03WSFS-COMP01 10/01/15
TOTAL PAHs	ug/kg	13 U	13 U	13 U	13 U [5.7 J]	13 U
Physical Parameters						
MOISTURE (WATER) CONTENT	%	349	342	333	340 [350]	362
PERCENT MOISTURE	%	77.7	77.4	76.9	77.3 [77.8]	78.4

Table C-6
Summer Flounder (Whole Body) Analytical Results

Location ID: / Date Analyzed:	Units	NB03WSFS-COMP02 12/09/15	NB03WSFS-COMP03 10/01/15	NB03WSFS-COMP04 12/09/15
Dioxins/Furans				
1,2,3,4,6,7,8-HEPTACHLORODIBENZOFURAN	ng/kg	0.325 JB	0.103 JBQ	0.35 JBQ [0.378 JBQ]
1,2,3,4,6,7,8-HEPTACHLORODIBENZO-P-DIOXIN	ng/kg	0.289 JBQ	0.186 JBQ	0.309 JBQ [0.337 JB]
1,2,3,4,7,8,9-HEPTACHLORODIBENZOFURAN	ng/kg	0.0796 JBQ	0.0341 U	0.094 JBQ [0.16 JBQ]
1,2,3,4,7,8-HEXACHLORODIBENZOFURAN	ng/kg	0.128 JQ	0.0944 JBQ	0.192 JQ [0.167 JB]
1,2,3,4,7,8-HEXACHLORODIBENZO-P-DIOXIN	ng/kg	0.0576 JBQ	0.0206 U	0.0714 JBQ [0.0899 JBQ]
1,2,3,6,7,8-HEXACHLORODIBENZOFURAN	ng/kg	0.242 JBQ	0.0705 JBQ	0.122 JBQ [0.33 JB]
1,2,3,6,7,8-HEXACHLORODIBENZO-P-DIOXIN	ng/kg	0.196 J	0.111 JQ	0.255 JQ [0.253 JB]
1,2,3,7,8,9-HEXACHLORODIBENZOFURAN	ng/kg	0.133 JB	0.0199 JB	0.0786 JBQ [0.136 JB]
1,2,3,7,8,9-HEXACHLORODIBENZO-P-DIOXIN	ng/kg	0.0548 JBQ	0.0396 JBQ	0.0635 JBQ [0.136 JQ]
1,2,3,7,8-PENTACHLORODIBENZOFURAN	ng/kg	0.404 JBQ	0.193 JB	0.452 JB [0.688 JB]
1,2,3,7,8-PENTACHLORODIBENZO-P-DIOXIN	ng/kg	0.0843 U	0.0667 JBQ	0.325 JBQ [0.129 U]
2,3,4,6,7,8-HEXACHLORODIBENZOFURAN	ng/kg	0.0582 JQ	0.0283 JBQ	0.0708 J [0.104 JB]
2,3,4,7,8-PENTACHLORODIBENZOFURAN	ng/kg	0.558 JB	0.286 JB	0.544 JBQ [1.08 JB]
2,3,7,8-TETRACHLORODIBENZOFURAN	ng/kg	0.124 JQ	0.151 JQ	0.195 JQ [0.236 J]
2,3,7,8-TETRACHLORODIBENZO-P-DIOXIN	ng/kg	2.97 Q	2.46	1.89 [1.62]
OCTACHLORODIBENZOFURAN	ng/kg	0.15 JBQ	0.117 JBQ	0.198 JBQ [0.171 JBQ]
OCTACHLORODIBENZO-P-DIOXIN	ng/kg	0.567 JBQ	0.309 JB	0.588 JB [0.588 JB]
PERCENT LIPIDS	%	0.67	1.4	1.5 [1.6]
Metals				
ALUMINUM	mg/kg	5.38 U	5.54 U	6.09 B [8.25 B]
ANTIMONY	mg/kg	0.0635 U	0.0653 U	0.0647 U [0.0653 U]
ARSENIC	mg/kg	1.79	1.87 J	2.33 [2.18]
BARIUM	mg/kg	0.469 J	0.2 B	0.266 B [0.356 B]
BERYLLIUM	mg/kg	0.0137 U	0.0141 U	0.0139 U [0.0141 U]
CADMIUM	mg/kg	0.0442 U	0.0455 U	0.0451 U [0.0593 B]
CALCIUM	mg/kg	11,700	4,120 J	7,340 [5,860]
CHROMIUM	mg/kg	0.115 B	0.242 B	0.129 B [0.155 B]
COBALT	mg/kg	0.0192 U	0.0198 U	0.0196 U [0.0198 U]
COPPER	mg/kg	0.704 J	0.71	0.805 [1.01]
IRON	mg/kg	9.46 B	10.4 B	14.2 B [18.5 B]
LEAD	mg/kg	0.025 U	0.0469 B	0.0255 U [0.0257 U]
MAGNESIUM	mg/kg	432	316	402 [377]
MANGANESE	mg/kg	1.48	0.794	1.09 [1.07]
MERCURY	ng/g	82	120	85 [80.6]
METHYL MERCURY	ng/g	80.1	121 JL	90.4 [88]
NICKEL	mg/kg	0.181 U	0.186 U	0.184 U [0.186 U]
POTASSIUM	mg/kg	4,190	4,030 J+	4,200 [4,230]
SELENIUM	mg/kg	0.41	0.405	0.389 B [0.415]
SILVER	mg/kg	0.0192 U	0.022 B	0.0196 U [0.0198 U]
SODIUM	mg/kg	1,210	960	1,000 [1,030]
THALLIUM	mg/kg	0.0288 U	0.0297 U	0.0294 U [0.0297 U]
TITANIUM	mg/kg	0.163 U	0.27 B	0.167 U [0.168 U]
VANADIUM	mg/kg	0.0288 U	0.0297 U	0.0294 U [0.0297 U]
ZINC	mg/kg	20.5 J	11.7 J	16.8 [16]

Table C-6
Summer Flounder (Whole Body) Analytical Results

Location ID: Date Analyzed:	Units	NB03WSFS-COMP02 12/09/15	NB03WSFS-COMP03 10/01/15	NB03WSFS-COMP04 12/09/15
Butyltins				
DIBUTYLTIN	ug/kg	1.3 U	1.3 U	1.3 U [1.2 U]
MONOBUTYLTIN	ug/kg	20 UCN	21 UCNJ	20 UCN [19 UCN]
TETRA-N-BUTYLTIN	ug/kg	1.7 U	1.7 U	1.6 U [1.5 U]
TRIBUTYLTIN	ug/kg	3.4	1.5 U	3 [3.4]
Aroclor PCBs				
AROCLOR 1016	ug/kg	7 U	7.2 U	7 U [7.2 U]
AROCLOR 1221	ug/kg	8.9 U	9.1 U	8.9 U [9.2 U]
AROCLOR 1232	ug/kg	15 U	16 U	15 U [16 U]
AROCLOR 1242	ug/kg	6.4 U	6.6 U	6.4 U [6.6 U]
AROCLOR 1248	ug/kg	60 PJ	6.6 U	52 [49]
AROCLOR 1254	ug/kg	96 PJ	90	88 PJN [79 PJ]
AROCLOR 1260	ug/kg	33	28 J	27 J [25 J]
AROCLOR 1262	ug/kg	6.4 U	6.6 U	6.4 U [6.6 U]
AROCLOR 1268	ug/kg	6.4 U	6.6 U	6.4 U [6.6 U]
TOTAL AROCLOR PCBs (SUM OF 7 AROCLORS)	ug/kg	189 J	118 J	167 J [153 J]
TOTAL AROCLOR PCBs (SUM OF 9 AROCLORS)	ug/kg	189 J	118 J	167 J [153 J]
Pesticides				
2,4'-DDD	pg/g	376 J	177 J	526 [576]
2,4'-DDE	pg/g	1,560 J	395 J	893 [967]
2,4'-DDT	pg/g	59.1	13.7 J	80.4 [84.7]
4,4'-DDD	pg/g	4,710 J	815 J	4,450 [4,920]
4,4'-DDE	pg/g	25,000 BDJ	3,250 BJ	15,400 B [17,400 B]
4,4'-DDT	pg/g	454 B	71.5 BJ	502 B [732 B]
ALDRIN	pg/g	4.63 J	9.16 UJ	3.78 J [9.16 U]
ALPHA BHC	pg/g	17.5 J	6.4 UJ	26.1 J [27 J]
ALPHA ENDOSULFAN	pg/g	57.4 UJ	57.4 UJ	57.4 U [57.4 U]
BETA BHC	pg/g	18.5 J	7.64 J	22.4 J [22.2 J]
BETA ENDOSULFAN	pg/g	58.3 U	58.3 UJ	58.3 U [58.3 U]
CIS-CHLORDANE	pg/g	2,320 J	217 J	1,500 [1,690]
CIS-NONACHLOR	pg/g	1,150 J	155 J	885 [948]
DELTA BHC	pg/g	5.08 U	5.08 UJ	5.08 U [5.08 U]
DIELDRIN	pg/g	648 J	253 BJ	1,050 [1,060]
ENDOSULFAN SULFATE	pg/g	63.3 U	63.3 UJ	63.3 U [63.3 U]
ENDRIN	pg/g	13.9 UJ	13.9 UJ	13.9 UJ [13.9 U]
ENDRIN ALDEHYDE	pg/g	131 U	131 UJ	131 U [131 U]
ENDRIN KETONE	pg/g	76 U	76 UJ	76 U [76 U]
GAMMA BHC (LINDANE)	pg/g	10.1 J	5.74 J	12.9 J [14.4 J]
HEPTACHLOR	pg/g	32.5 U	32.5 UJ	32.5 U [32.5 U]
HEPTACHLOR EPOXIDE	pg/g	166	80.4 J	294 [290]
HEXACHLOROBENZENE	pg/g	293 B	101 BJ	388 B [459 B]
METHOXYCHLOR	pg/g	38.9 U	38.9 UJ	38.9 U [38.9 U]
MIREX	pg/g	118	21.3 J	97 J [110 J]
OXYCHLORDANE	pg/g	685 J	133 J	754 [790]
TRANS-CHLORDANE	pg/g	425 B	82 BJ	301 B [334 B]

Table C-6
Summer Flounder (Whole Body) Analytical Results

Location ID: Date Analyzed:	Units	NB03WSFS-COMP02 12/09/15	NB03WSFS-COMP03 10/01/15	NB03WSFS-COMP04 12/09/15
TRANS-HEPTACHLOR EPOXIDE	pg/g	17 U	70.9 J	17 U [17 U]
TRANS-NONACHLOR	pg/g	3,380 J	376 BJ	2,380 [2,610]
TOTAL ALPHA + GAMMA CHLORDANE	pg/g	2,750 J	299 J	1,800 [2,020]
TOTAL DDT (2,4)	pg/g	2,000 J	586 J	1,500 [1,630]
TOTAL DDT (4,4)	pg/g	30,200 J	4,140 J	20,400 [23,100]
TOTAL DDT (2,4 & 4,4)	pg/g	32,200 J	4,720 J	21,900 [24,700]
PCB Congeners				
PCB-1	ng/kg	21.3 B	241 BJ	32.1 B [23.3]
PCB-2	ng/kg	0.697 U	15.9 J	0.696 U [1.76 J]
PCB-3	ng/kg	6.68	72.8 BJ	5.48 J [2.91 J]
PCB-4	ng/kg	187 J	1,330 BJ	383 E [320 E]
PCB-5	ng/kg	0.796 U	31.3 J	1.88 J [1.42 J]
PCB-6	ng/kg	21.1	176 BJ	42.9 [36.6]
PCB-7	ng/kg	0.796 U	39.2 J	6.07 [6.86]
PCB-8	ng/kg	84 B	778 BJ	165 B [139]
PCB-9	ng/kg	0.697 U	45.3 J	10 [8.65]
PCB-10	ng/kg	1.29 U	111 J	56.4 [55.7]
PCB-11	ng/kg	28.8	128 BJ	47.4 [41.6 B]
PCB-12/13	ng/kg	1.89 U	25.9 J	4.6 J [3.83 J]
PCB-14	ng/kg	0.796 U	6.06 UJ	0.795 U [0.774 U]
PCB-15	ng/kg	1.59 U	111 BJ	1.59 U [1.55 U]
PCB-16	ng/kg	40.8 B	253 BJ	60.6 B [58.3 B]
PCB-17	ng/kg	176 B	2,360 BEJ	477 BE [463 E]
PCB-18/30	ng/kg	284	4,280 BJ	725 E [708 BE]
PCB-19	ng/kg	87.5	904 J	220 [201]
PCB-20/28	ng/kg	1,160 BEJ	11,400 BEJ	1,970 BE [1,760 BE]
PCB-21/33	ng/kg	86.3	1,440 J	217 [199]
PCB-22	ng/kg	199 BJ	1,910 BJ	328 BE [306 BE]
PCB-23	ng/kg	0.697 U	5.74 J	1.09 J [1.02 J]
PCB-24	ng/kg	4.54	69.1 J	9.86 [9.93]
PCB-25	ng/kg	66.5	587 J	164 [149]
PCB-26/29	ng/kg	258	1,930 J	449 [425]
PCB-27	ng/kg	40.4	391 J	109 [107]
PCB-31	ng/kg	1,020 BEJ	7,670 BEJ	1,600 BE [1,480 BE]
PCB-32	ng/kg	212 BJ	2,370 BEJ	478 BE [441 E]
PCB-34	ng/kg	6.29	49.5 J	15 [14.3]
PCB-35	ng/kg	0.896 U	6.82 UJ	0.895 U [0.871 U]
PCB-36	ng/kg	0.796 U	6.06 UJ	0.795 U [0.774 U]
PCB-37	ng/kg	14.1	91.2 J	24 [24.6]
PCB-38	ng/kg	0.697 U	5.3 UJ	1.94 J [1.57 J]
PCB-39	ng/kg	3.67	36.3 J	5.87 [4.6]
PCB-40/71	ng/kg	607	4,210 J	988 [930]
PCB-41	ng/kg	20.1	416 J	43.7 [37.4]
PCB-42	ng/kg	168	2,730 J	294 [285]
PCB-43	ng/kg	25.1	419 J	56.5 [52.4]

Table C-6
Summer Flounder (Whole Body) Analytical Results

Location ID: Date Analyzed:	Units	NB03WSFS-COMP02 12/09/15	NB03WSFS-COMP03 10/01/15	NB03WSFS-COMP04 12/09/15
PCB-44/47/65	ng/kg	2,680 EJ	10,800 J	3,550 E [3,320 BE]
PCB-45	ng/kg	85.7	978 J	183 [167]
PCB-46	ng/kg	5.93	27.5 J	9.19 [7.52]
PCB-48	ng/kg	208	1,970 J	304 [280]
PCB-49/69	ng/kg	3,180 EJ	12,700 EJ	3,900 E [3,670 BE]
PCB-50/53	ng/kg	83.5	1,380 J	225 [217]
PCB-51	ng/kg	96.3	930 J	179 [180]
PCB-52	ng/kg	4,630 BEJ	23,800 BEJ	6,380 BE [6,020 BE]
PCB-54	ng/kg	10.6	156 J	21.3 [19.8]
PCB-55	ng/kg	1.19 U	59 J	11.1 [1.16 U]
PCB-56	ng/kg	183	2,420 J	392 [371]
PCB-57	ng/kg	21.4	68.9 J	1.09 U [20.4]
PCB-58	ng/kg	5	42.9 J	8.11 [6.39]
PCB-60	ng/kg	485	2,660 J	521 [519]
PCB-61/70/74/76	ng/kg	4,340 E	20,900 EJ	4,970 E [4,680 E]
PCB-62/75	ng/kg	266	1,430 J	368 [341]
PCB-63	ng/kg	293	1,090 J	374 [354]
PCB-64	ng/kg	1,220 EJ	6,110 EJ	1,360 E [1,290 BE]
PCB-66	ng/kg	3,170 BEJ	15,200 BEJ	3,300 BE [3,130 BE]
PCB-67	ng/kg	28.5	202 J	54 [47.4]
PCB-68	ng/kg	89.1	253 J	122 [116]
PCB-72	ng/kg	146	378 J	1.29 U [1.26 U]
PCB-73	ng/kg	8.31	52.2 J	12.9 [1.36 U]
PCB-77	ng/kg	24.4	230 J	69.1 [66.8]
PCB-78	ng/kg	1.59 U	12.1 UJ	1.59 U [1.55 U]
PCB-79	ng/kg	13.3 J	73.4 J	16.5 [14.8]
PCB-80	ng/kg	1.09 U	8.33 UJ	1.09 U [1.06 U]
PCB-81	ng/kg	1.79 U	21.3 J	4.07 J [3.06 J]
PCB-82	ng/kg	25.8	427 J	56.8 [51.5]
PCB-83	ng/kg	2.89 U	63.6 J	18.7 [2.81 U]
PCB-84	ng/kg	42.4	532 J	119 [111]
PCB-85/116/117	ng/kg	1,400	3,860 J	1,440 [1,430]
PCB-86/87/97/109/119/125	ng/kg	2,170	7,620 J	2,110 [2,150]
PCB-88	ng/kg	2.19 U	16.7 UJ	2.19 U [2.13 U]
PCB-89	ng/kg	6.29	85.5 J	8.16 [7.74]
PCB-90/101/113	ng/kg	5,800 EJ	16,400 BEJ	6,270 E [6,280 BE]
PCB-91	ng/kg	552	1,940 J	576 [558]
PCB-92	ng/kg	1,540 EJ	4,290 J	1,810 E [1,830 E]
PCB-93/100	ng/kg	201	501 J	210 [202]
PCB-94	ng/kg	1.29 U	38.3 J	6.09 [5.65]
PCB-95	ng/kg	1,310 EJ	9,650 EJ	2,180 E [2,150 E]
PCB-96	ng/kg	4.93 J	53 J	9.06 [8.72]
PCB-98/102	ng/kg	78	480 J	112 [109]
PCB-99	ng/kg	6,010 EJ	15,200 EJ	6,380 E [6,460 E]
PCB-103	ng/kg	117	290 J	133 [124]

Table C-6
Summer Flounder (Whole Body) Analytical Results

Location ID: / Date Analyzed:	Units	NB03WSFS-COMP02 12/09/15	NB03WSFS-COMP03 10/01/15	NB03WSFS-COMP04 12/09/15
PCB-104	ng/kg	6.25	42.1 J	6.21 [6.26]
PCB-105	ng/kg	1,790 EJ	5,680 EJ	2,030 E [1,970 E]
PCB-106	ng/kg	1.69 U	12.9 UJ	1.69 U [1.65 U]
PCB-107	ng/kg	786 EJ	2,220 J	1,050 E [1,140 E]
PCB-108/124	ng/kg	115	446 J	134 [135]
PCB-110/115	ng/kg	4,220 BEJ	13,400 EJ	4,070 BE [3,980 BE]
PCB-111	ng/kg	26.9	44.8 J	38.2 [38.9]
PCB-112	ng/kg	1.39 U	42.3 J	22.9 [1.36 U]
PCB-114	ng/kg	160	617 J	146 [143]
PCB-118	ng/kg	8,140 BEJ	24,600 EJ	9,020 BE [9,130 BE]
PCB-120	ng/kg	106	183 J	143 [151]
PCB-121	ng/kg	10.2	18.9 J	13.3 [13.9]
PCB-122	ng/kg	1.19 U	37.5 J	7.3 [7.27]
PCB-123	ng/kg	119	401 J	106 [1.65 U]
PCB-126	ng/kg	14.8	55 J	20.9 [18.4]
PCB-127	ng/kg	9.57	25.9 J	R [R]
PCB-128/166	ng/kg	992 J	1,950 J	1,140 [1,150]
PCB-129/138/163	ng/kg	10,100 EJ	20,600 EJ	12,000 E [12,000 E]
PCB-130	ng/kg	596 J	1,220 J	727 E [730 E]
PCB-131	ng/kg	9.68	59.4 J	11.3 [8.01]
PCB-132	ng/kg	505 J	1,690 J	R [633 E]
PCB-133	ng/kg	350 J	694 J	507 [515]
PCB-134	ng/kg	40.8	246 J	71.1 [58.1]
PCB-135/151	ng/kg	2,310 EJ	5,420 J	2,860 E [2,710 E]
PCB-136	ng/kg	157	617 J	180 [162]
PCB-137	ng/kg	396	949 J	392 [384]
PCB-139/140	ng/kg	127	276 J	136 [131]
PCB-141	ng/kg	901 EJ	2,370 J	923 E [934 E]
PCB-142	ng/kg	1.69 U	12.9 UJ	1.69 U [R]
PCB-143	ng/kg	3.28 U	25 UJ	3.28 U [3.19 U]
PCB-144	ng/kg	244	605 J	264 [243]
PCB-145	ng/kg	1.59 U	12.1 UJ	1.59 U [1.55 U]
PCB-146	ng/kg	2,470 EJ	4,620 EJ	3,460 E [3,340 E]
PCB-147/149	ng/kg	3,250 BEJ	7,950 BJ	4,010 BE [3,790 BE]
PCB-148	ng/kg	53.8	90.8 J	95.7 [87.5]
PCB-150	ng/kg	22.4	46.6 J	24.2 [22.1]
PCB-152	ng/kg	2.25 J	12 J	3.38 J [2.77 J]
PCB-153/168	ng/kg	11,200 EJ	22,000 BEJ	13,800 E [13,400 BE]
PCB-154	ng/kg	383	643 J	538 [501]
PCB-155	ng/kg	39.4	121 J	52 [51.9]
PCB-156/157	ng/kg	1,040 J	2,330 J	1,030 [1,080]
PCB-158	ng/kg	557 J	1,190 J	536 [566]
PCB-159	ng/kg	1.39 U	10.6 UJ	3.18 J [1.36 U]
PCB-160	ng/kg	6.27 U	47.7 UJ	6.26 U [6.1 U]
PCB-161	ng/kg	1.29 U	9.85 UJ	1.9 J [1.26 U]

Table C-6
Summer Flounder (Whole Body) Analytical Results

Location ID: / Date Analyzed:	Units	NB03WSFS-COMP02 12/09/15	NB03WSFS-COMP03 10/01/15	NB03WSFS-COMP04 12/09/15
PCB-162	ng/kg	95.5	174 J	116 [116]
PCB-164	ng/kg	196	532 J	250 [247]
PCB-165	ng/kg	28.5	36.1 J	47.2 [R]
PCB-167	ng/kg	416	894 J	429 [438]
PCB-169	ng/kg	1.49 U	11.4 UJ	2 J [1.45 U]
PCB-170	ng/kg	1,510 EJ	2,890 J	1,550 E [1,580 E]
PCB-171/173	ng/kg	R	815 J	R [R]
PCB-172	ng/kg	301	579 J	348 [355]
PCB-174	ng/kg	R	915 J	R [R]
PCB-175	ng/kg	R	168 J	R [R]
PCB-176	ng/kg	81.6	151 J	79.4 [80.4]
PCB-177	ng/kg	R	1,710 J	R [R]
PCB-178	ng/kg	795 EJ	1,250 J	1,070 E [1,110 E]
PCB-179	ng/kg	290	614 J	311 [306]
PCB-180/193	ng/kg	4,660 EJ	9,030 J	4,630 E [4,630 E]
PCB-181	ng/kg	R	26.8 J	R [R]
PCB-182	ng/kg	R	34.5 J	R [R]
PCB-183/185	ng/kg	R	2,600 J	R [R]
PCB-184	ng/kg	11.3	14.2 J	16.6 [16.1]
PCB-186	ng/kg	1.49 U	11.4 UJ	1.49 U [1.45 U]
PCB-187	ng/kg	R	7,750 EJ	R [R]
PCB-188	ng/kg	33.7	67 J	75.3 [76.3]
PCB-189	ng/kg	69.5	116 J	70.3 [72.4]
PCB-190	ng/kg	344 J	649 J	342 [342]
PCB-191	ng/kg	69.1	136 J	68.9 [69.6]
PCB-192	ng/kg	1.29 U	9.85 UJ	1.29 U [1.26 U]
PCB-194	ng/kg	718	1,190 J	559 [592]
PCB-195	ng/kg	207	326 J	192 [203]
PCB-196	ng/kg	396	649 J	434 [449]
PCB-197/200	ng/kg	88.3	120 J	103 [108]
PCB-198/199	ng/kg	1,100 J	1,710 J	1,260 [1,340]
PCB-201	ng/kg	195	258 J	257 [276]
PCB-202	ng/kg	823 J	1,210 J	990 E [1,040 E]
PCB-203	ng/kg	867 J	1,350 J	805 [813]
PCB-204	ng/kg	2.09 U	15.9 UJ	2.66 J [2.71 J]
PCB-205	ng/kg	33	44.5 J	29.4 [29.9]
PCB-206	ng/kg	627 J	740 J	624 [633]
PCB-207	ng/kg	70.7	82.4 J	88 [91.3]
PCB-208	ng/kg	318	391 J	392 [384]
PCB-209	ng/kg	329	380 J	350 [357]
TOTAL PCB CONGENERS (209)	ng/kg	111,000 J	375,000 J	132,000 J [130,000 J]
Semivolatiles				
1,2,4,5-TETRACHLOROBENZENE	ug/kg	330 U	330 U	330 U [330 U]
1,2-DIPHENYLHYDRAZINE	ug/kg	330 U	330 U	330 U [330 U]
1-METHYLNAPHTHALENE	ug/kg	5.3 U	13 U	5.2 U [5.3 U]

Table C-6
Summer Flounder (Whole Body) Analytical Results

Location ID: / Date Analyzed:	Units	NB03WSFS-COMP02 12/09/15	NB03WSFS-COMP03 10/01/15	NB03WSFS-COMP04 12/09/15
2,3,4,6-TETRACHLOROPHENOL	ug/kg	1,300 U	1,300 U	1,300 U [1,300 U]
2,4,5-TRICHLOROPHENOL	ug/kg	330 U	330 U	330 U [330 U]
2,4,6-TRICHLOROPHENOL	ug/kg	330 U	330 U	330 U [330 U]
2,4-DICHLOROPHENOL	ug/kg	330 U	330 U	330 U [330 U]
2,4-DIMETHYLPHENOL	ug/kg	330 U	330 U	330 U [330 U]
2,4-DINITROPHENOL	ug/kg	5,900 U	6,000 U	6,000 U [5,900 U]
2,4-DINITROTOLUENE	ug/kg	1,300 U	1,300 U	1,300 U [1,300 U]
2,6-DINITROTOLUENE	ug/kg	330 U	330 U	330 U [330 U]
2-CHLORONAPHTHALENE	ug/kg	130 U	130 UJ	130 U [130 U]
2-CHLOROPHENOL	ug/kg	330 U	330 U	330 U [330 U]
2-METHYLNAPHTHALENE	ug/kg	5.3 U	13 U	5.2 U [5.3 U]
2-METHYLPHENOL (O-CRESOL)	ug/kg	330 U	330 U	330 U [330 U]
2-NITROANILINE	ug/kg	330 U	330 U	330 U [330 U]
2-NITROPHENOL	ug/kg	330 U	330 U	330 U [330 U]
3,3'-DICHLOROBENZIDINE	ug/kg	2,000 U	2,000 U	2,000 U [2,000 U]
3-NITROANILINE	ug/kg	1,300 U	1,300 U	1,300 U [1,300 U]
4,6-DINITRO-2-METHYLPHENOL	ug/kg	3,300 U	3,300 U	3,300 U [3,300 U]
4-BROMOPHENYL PHENYL ETHER	ug/kg	330 U	330 U	330 U [330 U]
4-CHLORO-3-METHYLPHENOL	ug/kg	330 U	330 U	330 U [330 U]
4-CHLOROANILINE	ug/kg	660 U	670 U	660 U [650 U]
4-CHLOROPHENYL PHENYL ETHER	ug/kg	330 U	330 U	330 U [330 U]
4-METHYLPHENOL (P-CRESOL)	ug/kg	330 U	330 U	330 U [330 U]
4-NITROANILINE	ug/kg	1,300 U	1,300 U	1,300 U [1,300 U]
4-NITROPHENOL	ug/kg	3,300 U	3,300 U	3,300 U [3,300 U]
ACENAPHTHENE	ug/kg	5.3 U	13 U	5.2 U [5.3 U]
ACENAPHTHYLENE	ug/kg	5.3 U	13 U	5.2 U [5.3 U]
ACETOPHENONE	ug/kg	330 U	330 U	330 U [330 U]
ANTHRACENE	ug/kg	5.3 U	13 U	5.2 U [5.3 U]
ATRAZINE	ug/kg	660 U	670 U	660 U [650 U]
BENZALDEHYDE	ug/kg	1,300 U	1,300 U	1,300 U [1,300 U]
BENZIDINE	ug/kg	14,000 U	14,000 U	14,000 U [14,000 U]
BENZO(A)ANTHRACENE	ug/kg	5.3 U	13 U	5.2 U [5.3 U]
BENZO(A)PYRENE	ug/kg	5.3 U	13 U	5.2 U [5.3 U]
BENZO(B)FLUORANTHENE	ug/kg	5.3 U	13 U	5.2 U [5.3 U]
BENZO(G,H,I)PERYLENE	ug/kg	5.3 U	13 U	5.2 U [5.3 U]
Benzo(j)+(k)Fluoranthene	ug/kg	5.3 U	13 U	5.2 U [5.3 U]
BENZO[E]PYRENE	ug/kg	5.3 U	13 U	5.2 U [5.3 U]
BENZOIC ACID	ug/kg	3,300 U	3,300 U	3,300 U [3,300 U]
BENZYL BUTYL PHTHALATE	ug/kg	1,300 U	1,300 U	1,300 U [1,300 U]
BIPHENYL (DIPHENYL)	ug/kg	330 U	330 U	330 U [330 U]
BIS(2-CHLOROETHOXY) METHANE	ug/kg	330 U	330 U	330 U [330 U]
BIS(2-CHLOROETHYL) ETHER (2-CHLOROETHYL ETHER	ug/kg	330 U	330 U	330 U [330 U]
BIS(2-CHLOROISOPROPYL) ETHER	ug/kg	330 U	330 U	330 U [330 U]
BIS(2-ETHYLHEXYL) PHTHALATE	ug/kg	1,300 U	1,300 U	1,300 U [1,300 U]
C1-CHRYSENES	ug/kg	5.3 U	13 U	5.2 U [5.3 U]

Table C-6
Summer Flounder (Whole Body) Analytical Results

Location ID: / Date Analyzed:	Units	NB03WSFS-COMP02 12/09/15	NB03WSFS-COMP03 10/01/15	NB03WSFS-COMP04 12/09/15
C1-FLUORANTHENES/PYRENES	ug/kg	5.3 U	13 U	5.2 U [5.3 U]
C1-FLUORENES	ug/kg	5.3 U	13 U	5.2 U [5.3 U]
C1-NAPHTHALENES	ug/kg	5.3 U	13 U	5.2 U [5.3 U]
C1-PHENANTHRENE/ANTHRACENE	ug/kg	5.3 U	13 U	5.2 U [5.3 U]
C2-CHRYSENE	ug/kg	5.3 U	13 U	5.2 U [5.3 U]
C2-FLUORANTHENES/PYRENE	ug/kg	5.3 U	13 U	5.2 U [5.3 U]
C2-FLUORENES	ug/kg	5.3 U	13 U	5.2 U [5.3 U]
C2-NAPHTHALENES	ug/kg	5.3 U	13 U	5.2 U [5.3 U]
C2-PHENANTHRENE/ANTHRACENE	ug/kg	5.3 U	13 U	5.2 U [5.3 U]
C3-CHRYSENE	ug/kg	5.3 U	13 U	5.2 U [5.3 U]
C3-FLUORANTHENES/PYRENE	ug/kg	5.3 U	13 U	5.2 U [5.3 U]
C3-FLUORENES	ug/kg	5.3 U	13 U	5.2 U [5.3 U]
C3-NAPHTHALENES	ug/kg	5.3 U	13 U	5.2 U [5.3 U]
C3-PHENANTHRENE/ANTHRACENE	ug/kg	5.3 U	13 U	5.2 U [5.3 U]
C4-CHRYSENE	ug/kg	5.3 U	13 U	5.2 U [5.3 U]
C4-NAPHTHALENES	ug/kg	5.3 U	13 U	5.2 U [5.3 U]
C4-PHENANTHRENE/ANTHRACENE	ug/kg	5.3 U	13 U	5.2 U [5.3 U]
CAPROLACTAM	ug/kg	660 U	670 U	660 U [650 U]
CARBAZOLE	ug/kg	330 U	330 U	330 U [330 U]
CHRYSENE	ug/kg	5.3 U	13 U	5.2 U [5.3 U]
DIBENZ(A,H)ANTHRACENE	ug/kg	5.3 U	13 U	5.2 U [5.3 U]
DIBENZOFURAN	ug/kg	330 U	330 U	330 U [330 U]
DIETHYL PHTHALATE	ug/kg	1,300 U	1,300 U	1,300 U [1,300 U]
DIMETHYL PHTHALATE	ug/kg	1,300 U	1,300 U	1,300 U [1,300 U]
DI-N-BUTYL PHTHALATE	ug/kg	1,300 U	1,300 U	1,300 U [1,300 U]
DI-N-OCTYLPHTHALATE	ug/kg	1,300 U	1,300 U	1,300 U [1,300 U]
FLUORANTHENE	ug/kg	5.3 U	13 U	5.2 U [5.3 U]
FLUORENE	ug/kg	5.3 U	13 U	5.2 U [5.3 U]
HEXACHLOROBUTADIENE	ug/kg	330 U	330 U	330 U [330 U]
HEXACHLOROCYCLOPENTADIENE	ug/kg	3,300 U	3,300 U	3,300 U [3,300 U]
HEXACHLOROETHANE	ug/kg	660 U	670 U	660 U [650 U]
INDENO(1,2,3-C,D)PYRENE	ug/kg	5.3 U	13 U	5.2 U [5.3 U]
ISOPHORONE	ug/kg	330 U	330 U	330 U [330 U]
NAPHTHALENE	ug/kg	5.3 U	13 U	5.2 U [5.3 U]
NITROBENZENE	ug/kg	330 U	330 U	330 U [330 U]
N-NITROSODI-N-PROPYLAMINE	ug/kg	330 U	330 U	330 U [330 U]
N-NITROSODIPHENYLAMINE	ug/kg	330 U	330 U	330 U [330 U]
PENTACHLOROPHENOL	ug/kg	660 U	670 U	660 U [650 U]
PERYLENE	ug/kg	5.3 U	13 U	5.2 U [5.3 U]
PHENANTHRENE	ug/kg	5.3 U	13 U	5.2 U [5.3 U]
PHENOL	ug/kg	330 U	330 U	330 U [330 U]
PYRENE	ug/kg	5.3 U	13 U	5.2 U [5.3 U]
PYRIDINE	ug/kg	1,300 U	1,300 U	1,300 U [1,300 U]
TOTAL HMW PAHs	ug/kg	5.3 U	13 U	5.2 U [5.3 U]
TOTAL LMW PAHs	ug/kg	5.3 U	13 U	5.2 U [5.3 U]

Table C-6
Summer Flounder (Whole Body) Analytical Results

Location ID: Date Analyzed:	Units	NB03WSFS-COMP02 12/09/15	NB03WSFS-COMP03 10/01/15	NB03WSFS-COMP04 12/09/15
TOTAL PAHs	ug/kg	5.3 U	13 U	5.2 U [5.3 U]
Physical Parameters				
MOISTURE (WATER) CONTENT	%	349	393	307 [307]
PERCENT MOISTURE	%	77.7	79.7	75.4 [75.4]

Table C-6
Summer Flounder (Whole Body) Analytical Results

Notes:

1. Totals were calculated using detected values only. If all analytes that make up a given total are non-detect, the total will be reported as the highest detection limit of the individual analytes and will be qualified with a "U" flag to indicate it is a non-detect.
2. Total PCB Congeners (209) = sum of 209 individual congener PCBs
3. Total Aroclor PCBs (Sum of 7 Aroclors) = sum of Aroclor-1016, Aroclor-1221, Aroclor-1232, Aroclor-1242, Aroclor-1248, Aroclor-1254, and Aroclor-1260
4. Total Aroclor PCBs (Sum of 9 Aroclors) = sum of Aroclor-1016, Aroclor-1221, Aroclor-1232, Aroclor-1242, Aroclor-1248, Aroclor-1254, Aroclor-1260, Aroclor-1262, and Aroclor-1268
5. Total Alpha + Gamma Chlordane = sum of alpha-Chlordane and gamma-Chlordane
6. Total DDT (2,4) = sum of 2,4'-DDD, 2,4'-DDE, and 2,4'-DDT
7. Total DDT (4,4) = sum of 4,4'-DDD, 4,4'-DDE, and 4,4'-DDT
8. Total DDT (2,4 & 4,4) = sum of 2,4'-DDD, 2,4'-DDE, 2,4'-DDT, 4,4'-DDD, 4,4'-DDE, and 4,4'-DDT
9. Total HMW PAHs = sum of fluoranthene, pyrene, benzo(a)anthracene, chrysene, benzo(b)fluoranthene, benzo(k)fluoranthene, benzo(a)pyrene, indeno(1,2,3-cd)pyrene, dibenzo(a,h)anthracene, and benzo(g,h,i)perylene.
10. Total LMW PAHs = sum of naphthalene, 2-methylnaphthalene, acenaphthylene, acenaphthene, fluorene, phenanthrene, and anthracene.
11. Total PAHs = sum of Total LMW PAHs and Total HMW PAHs.

DDD = dichlorodiphenyldichloroethane
DDE = dichlorodiphenyldichloroethylene
DDT = dichlorodiphenyltrichloroethane
HMW = high molecular weight
LMW = low molecular weight
PAH = polycyclic aromatic hydrocarbon
PCB = polychlorinated biphenyl

% = percent
mg/kg = milligrams per kilogram
ng/g = nanograms per gram
ng/kg = nanograms per kilogram
pg/g = picograms per gram
ug/kg = micrograms per kilogram

Table C-7
White Perch (Whole Body) Analytical Results

Location ID: / Date Analyzed:	Units	NB03WWPC-COMP01 10/12/15	NB03WWPC-COMP02 10/12/15	NB03WWPC-COMP03 10/12/15	NB03WWPC-COMP04 10/12/15	NB03WWPC-COMP05 12/08/15
Dioxins/Furans						
1,2,3,4,6,7,8-HEPTACHLORODIBENZOFURAN	ng/kg	2.15 JB	3.7 JB	3.37 JB	5.53 B	26.9 B
1,2,3,4,6,7,8-HEPTACHLORODIBENZO-P-DIOXIN	ng/kg	0.383 JB	0.419 JB	0.476 JBQ	0.491 JB	0.837 JB
1,2,3,4,7,8,9-HEPTACHLORODIBENZOFURAN	ng/kg	0.0778 JBQ	0.0826 U	0.077 JBQ	0.0879 U	0.224 JBQ
1,2,3,4,7,8-HEXACHLORODIBENZOFURAN	ng/kg	0.99 JB	1.87 JB	1.38 JB	1.87 JB	7.24 C
1,2,3,4,7,8-HEXACHLORODIBENZO-P-DIOXIN	ng/kg	0.2 JBQ	0.213 JB	0.181 JBQ	0.269 JBQ	0.443 JB
1,2,3,6,7,8-HEXACHLORODIBENZOFURAN	ng/kg	3.16 JB	2.38 JB	1.84 JB	3.07 JB	16.1 BC
1,2,3,6,7,8-HEXACHLORODIBENZO-P-DIOXIN	ng/kg	0.348 J	0.656 JQ	0.559 J	0.635 JQ	1.22 JQ
1,2,3,7,8,9-HEXACHLORODIBENZOFURAN	ng/kg	0.076 JB	0.0964 JB	0.104 JBQ	0.0522 U	0.115 JB
1,2,3,7,8,9-HEXACHLORODIBENZO-P-DIOXIN	ng/kg	0.0615 JQ	0.132 JQ	0.0814 JQ	0.128 JQ	0.313 JB
1,2,3,7,8-PENTACHLORODIBENZOFURAN	ng/kg	2.77 JB	3.16 JB	2.75 JB	2.54 JB	2.09 BCJ
1,2,3,7,8-PENTACHLORODIBENZO-P-DIOXIN	ng/kg	0.602 JBQ	1.12 JBQ	0.718 JBQ	0.91 JBQ	2.25 JBQ
2,3,4,6,7,8-HEXACHLORODIBENZOFURAN	ng/kg	0.167 JBQ	0.257 JB	0.307 JBQ	0.218 JB	0.519 J
2,3,4,7,8-PENTACHLORODIBENZOFURAN	ng/kg	3.84 JB	6.49 BC	5.9 BC	7.99 BC	9.67 BC
2,3,7,8-TETRACHLORODIBENZOFURAN	ng/kg	3.91 C	6.32 C	5.07 C	4.68 BC	10.1 C
2,3,7,8-TETRACHLORODIBENZO-P-DIOXIN	ng/kg	15.7	16.6	17.5	52.3	58.2
OCTACHLORODIBENZOFURAN	ng/kg	0.17 JBQ	0.407 JB	0.33 JB	0.256 JBQ	0.534 JB
OCTACHLORODIBENZO-P-DIOXIN	ng/kg	1.63 JB	1.57 JB	1.22 JBQ	1.12 JBQ	1.89 JB
PERCENT LIPIDS	%	0.77	1.7	1	1.2	2.5
Metals						
ALUMINUM	mg/kg	19.7 B	15 B	17.9 B	16.7 B	40.1
ANTIMONY	mg/kg	0.0653 U	0.0647 U	0.0629 U	0.066 U	0.0629 U
ARSENIC	mg/kg	0.568	0.365 B	0.35 B	0.38 B	0.439
BARIUM	mg/kg	3.07	1.6	1.68	1.08	1.47
BERYLLIUM	mg/kg	0.0141 U	0.0139 U	0.0135 U	0.0142 U	0.0135 U
CADMIUM	mg/kg	0.0455 U	0.0451 U	0.0438 U	0.046 U	0.0438 U
CALCIUM	mg/kg	19,100	18,100	16,300	17,100	21,100
CHROMIUM	mg/kg	0.191 B	0.165 B	0.151 B	0.1 U	0.476
COBALT	mg/kg	0.0311 B	0.0249 B	0.023 B	0.0205 B	0.023 B
COPPER	mg/kg	2.71	3.16	4.24	5	6.5
IRON	mg/kg	49.8	41.6	41	28.8	40.4
LEAD	mg/kg	0.27	0.262	0.205	0.23	0.0248 U
MAGNESIUM	mg/kg	750	580	550	557	624
MANGANESE	mg/kg	6.98	4.94	5.12	3.11	6.59
MERCURY	ng/g	66.8	63.9	119	113	165
METHYL MERCURY	ng/g	93.3	83.4	161	174	115
NICKEL	mg/kg	0.186 U	0.184 U	0.179 U	0.188 U	0.179 U
POTASSIUM	mg/kg	4,340	3,340	3,240	3,030	3,200
SELENIUM	mg/kg	0.917	0.77	0.754	0.865	0.8
SILVER	mg/kg	0.0798 B	0.0898 B	0.101	0.0997 B	0.149
SODIUM	mg/kg	2,230	1,810	1,790	1,770	1,580
THALLIUM	mg/kg	0.0297 U	0.0294 U	0.0286 U	0.03 U	0.0286 U
TITANIUM	mg/kg	0.168 U	0.167 U	0.162 U	0.17 U	0.162 U
VANADIUM	mg/kg	0.0297 U	0.0294 U	0.0286 U	0.03 U	0.0286 U
ZINC	mg/kg	41.8	33.5	28.8	26.8	26.9

Table C-7
White Perch (Whole Body) Analytical Results

Location ID: / Date Analyzed:	Units	NB03WWPC-COMP01 10/12/15	NB03WWPC-COMP02 10/12/15	NB03WWPC-COMP03 10/12/15	NB03WWPC-COMP04 10/12/15	NB03WWPC-COMP05 12/08/15
Butyltins						
DIBUTYLTIN	ug/kg	1.3 U	1.3 U	1.3 U	1.3 U	1.3 U
MONOBUTYLTIN	ug/kg	20 UCN	21 UCN	20 UCN	20 UCN	20 UCN
TETRA-N-BUTYLTIN	ug/kg	1.7 U	1.7 U	1.7 U	1.7 U	1.6 U
TRIBUTYLTIN	ug/kg	4.1	8.6	4.1	4.3	2.3
Aroclor PCBs						
AROCLOR 1016	ug/kg	35 U	35 U	36 U	36 U	35 U
AROCLOR 1221	ug/kg	45 U	45 U	46 U	46 U	45 U
AROCLOR 1232	ug/kg	78 U	78 U	80 U	80 U	78 U
AROCLOR 1242	ug/kg	32 U	32 U	33 U	33 U	32 U
AROCLOR 1248	ug/kg	240	450	860	830	710
AROCLOR 1254	ug/kg	340 PJ	460	780	790	600
AROCLOR 1260	ug/kg	110 J	160 J	250	260	160 J
AROCLOR 1262	ug/kg	32 U	32 U	33 U	33 U	32 U
AROCLOR 1268	ug/kg	32 U	32 U	33 U	33 U	32 U
TOTAL AROCLOR PCBs (SUM OF 7 AROCLORS)	ug/kg	690 J	1,070 J	1,890	1,880	1,470 J
TOTAL AROCLOR PCBs (SUM OF 9 AROCLORS)	ug/kg	690 J	1,070 J	1,890	1,880	1,470 J
Pesticides						
2,4'-DDD	pg/g	18,000 J	49,000 DJ	24,800 DJ	14,800 J	9,130
2,4'-DDE	pg/g	6,160 J	10,100 J	8,560 J	10,900 J	4,820
2,4'-DDT	pg/g	1,780 BJ	7,180 BJ	1,100 BJ	717 BJ	585
4,4'-DDD	pg/g	63,400 BDJ	123,000 BDJ	74,500 BDJ	48,900 BDJ	53,000 DJ
4,4'-DDE	pg/g	99,900 BDJ	90,200 BDJ	80,600 BDJ	86,900 BDJ	93,700 BD
4,4'-DDT	pg/g	8,310 BJ	21,200 BJ	5,300 BJ	4,120 BJ	3,600 B
ALDRIN	pg/g	35.2 J	43.9 J	46.4 J	72 J	108
ALPHA BHC	pg/g	19.7 BJ	29.8 BJ	27.5 BJ	45.6 BJ	83.2
ALPHA ENDOSULFAN	pg/g	57.4 UJ	57.4 UJ	57.4 UJ	57.4 UJ	57.4 U
BETA BHC	pg/g	19.3 BJ	21.2 BJ	19.3 BJ	26.6 BJ	50.6
BETA ENDOSULFAN	pg/g	58.3 UJ	58.3 UJ	58.3 UJ	58.3 UJ	58.3 U
CIS-CHLORDANE	pg/g	11,000 BJ	13,900 BJ	17,700 BJ	38,000 BDJ	70,600 D
CIS-NONACHLOR	pg/g	9,250 J	8,730 J	9,450 J	11,200 J	15,000
DELTA BHC	pg/g	5.08 UJ	5.08 UJ	5.08 UJ	5.08 UJ	6.67 J
DIELDRIN	pg/g	5,590 BJ	7,970 BJ	7,450 BJ	10,600 BJ	8,510
ENDOSULFAN SULFATE	pg/g	63.3 UJ	63.3 UJ	63.3 UJ	63.3 UJ	102 J
ENDRIN	pg/g	31.5 J	13.9 UJ	48.2 J	13.9 UJ	109
ENDRIN ALDEHYDE	pg/g	131 UJ	131 UJ	131 UJ	131 UJ	131 U
ENDRIN KETONE	pg/g	76 UJ	76 UJ	76 UJ	76 UJ	76 U
GAMMA BHC (LINDANE)	pg/g	19.7 J	23.9 J	21.9 J	31.1 J	45.9
HEPTACHLOR	pg/g	18.5 J	16.8 J	17.3 J	17.9 J	40.8 J
HEPTACHLOR EPOXIDE	pg/g	1,010 J	1,490 J	1,330 J	2,280 J	7,900
HEXACHLOROBENZENE	pg/g	1,070 BJ	1,430 BJ	1,340 BJ	2,290 BJ	2,110 B
METHOXYCHLOR	pg/g	38.9 UJ	38.9 UJ	38.9 UJ	38.9 UJ	38.9 UJ
MIREX	pg/g	239 J	235 J	252 J	225 J	239
OXYCHLORDANE	pg/g	3,020 J	2,530 J	2,320 J	3,140 J	6,980
TRANS-CHLORDANE	pg/g	4,950 J	5,030 J	5,890 J	9,730 J	16,300 B

Table C-7
White Perch (Whole Body) Analytical Results

Location ID: / Date Analyzed:	Units	NB03WWPC-COMP01 10/12/15	NB03WWPC-COMP02 10/12/15	NB03WWPC-COMP03 10/12/15	NB03WWPC-COMP04 10/12/15	NB03WWPC-COMP05 12/08/15
TRANS-HEPTACHLOR EPOXIDE	pg/g	17 UJ	17 UJ	17 UJ	17 UJ	17 U
TRANS-NONACHLOR	pg/g	22,200 DJ	21,000 J	20,200 DJ	27,100 DJ	43,700 DJ
TOTAL ALPHA + GAMMA CHLORDANE	pg/g	16,000 J	18,900 J	23,600 J	47,700 J	86,900
TOTAL DDT (2,4)	pg/g	25,900 J	66,300 J	34,500 J	26,400 J	14,500
TOTAL DDT (4,4)	pg/g	172,000 J	234,000 J	160,000 J	140,000 J	150,000 J
TOTAL DDT (2,4 & 4,4)	pg/g	198,000 J	301,000 J	195,000 J	166,000 J	165,000 J
PCB Congeners						
PCB-1	ng/kg	40.2 BJ	60.9 BJ	49.2 BJ	69 BJ	218 B
PCB-2	ng/kg	0.687 UJ	4.09 BJ	3.39 UJ	4 JB	10.4 B
PCB-3	ng/kg	1.08 UJ	1.08 UJ	5.33 UJ	5.31 UJ	17.7
PCB-4	ng/kg	447 BEJ	840 BEJ	729 BJ	1,070 BJ	2,460 E
PCB-5	ng/kg	3.48 J	6.28 J	6.74 J	8.28 J	17
PCB-6	ng/kg	116 BJ	204 BJ	368 BJ	236 BJ	708 E
PCB-7	ng/kg	9.78 J	18.1 J	22.1 J	23.3 J	57.6
PCB-8	ng/kg	309 BEJ	546 BEJ	540 BJ	598 BJ	1,710 BE
PCB-9	ng/kg	17.8 J	32.8 J	41.9 J	43.7 J	109
PCB-10	ng/kg	53.4 J	100 J	86 J	133 J	240
PCB-11	ng/kg	113 BJ	134 BJ	50.3 BJ	81.3 BJ	294 E
PCB-12/13	ng/kg	15 J	19.5 J	15.2 J	18.7 J	44.3
PCB-14	ng/kg	0.785 UJ	0.789 UJ	3.88 UJ	3.86 UJ	0.773 U
PCB-15	ng/kg	68.2 BJ	1.58 UJ	7.76 UJ	7.72 UJ	1.55 U
PCB-16	ng/kg	926 EJ	1,780 EJ	2,640 EJ	3,360 EJ	5,290 BE
PCB-17	ng/kg	1,960 BEJ	3,570 BEJ	6,480 BEJ	6,580 BEJ	9,460 BE
PCB-18/30	ng/kg	2,760 BEJ	5,460 BEJ	10,100 BEJ	10,500 BEJ	15,400 E
PCB-19	ng/kg	459 EJ	831 EJ	1,050 J	1,050 J	1,930 E
PCB-20/28	ng/kg	10,400 BEJ	18,200 BEJ	23,100 BEJ	24,700 BEJ	60,600 BE
PCB-21/33	ng/kg	1,320 EJ	2,200 EJ	2,730 J	3,780 EJ	7,840 E
PCB-22	ng/kg	1,940 BEJ	2,920 BEJ	4,270 BEJ	5,080 BEJ	9,360 BE
PCB-23	ng/kg	4.86 J	7.08 J	9.19 J	13 J	21
PCB-24	ng/kg	0.981 UJ	0.986 UJ	84.3 J	170 J	0.966 U
PCB-25	ng/kg	1,180 EJ	2,070 EJ	5,400 EJ	3,280 EJ	6,910 E
PCB-26/29	ng/kg	1,830 EJ	3,140 EJ	7,030 EJ	5,280 EJ	9,070 E
PCB-27	ng/kg	544 EJ	928 EJ	1,240 J	1,350 J	1,930 E
PCB-31	ng/kg	5,650 BEJ	10,700 BEJ	14,400 BEJ	13,800 BEJ	36,600 BE
PCB-32	ng/kg	1,670 BEJ	3,070 BEJ	5,570 BEJ	5,190 BEJ	8,130 BE
PCB-34	ng/kg	77.6 J	123 J	207 J	184 J	428 E
PCB-35	ng/kg	0.883 UJ	0.888 UJ	4.36 UJ	4.34 UJ	0.87 U
PCB-36	ng/kg	0.785 UJ	0.789 UJ	3.88 UJ	3.86 UJ	0.773 U
PCB-37	ng/kg	237 J	351 EJ	255 J	267 J	1,020 E
PCB-38	ng/kg	12.2 J	15.4 J	16.9 J	24.1 J	32.3
PCB-39	ng/kg	49.8 J	65.5 J	75.2 J	116 J	186
PCB-40/71	ng/kg	7,780 EJ	13,100 EJ	22,200 EJ	24,100 EJ	30,200 E
PCB-41	ng/kg	539 J	764 EJ	1,260 J	1,680 J	1,590 E
PCB-42	ng/kg	5,520 EJ	8,540 EJ	15,400 EJ	17,100 EJ	20,800 E
PCB-43	ng/kg	717 EJ	1,150 EJ	2,020 J	2,430 J	3,020 E

Table C-7
White Perch (Whole Body) Analytical Results

Location ID: Date Analyzed:	Units	NB03WWPC-COMP01 10/12/15	NB03WWPC-COMP02 10/12/15	NB03WWPC-COMP03 10/12/15	NB03WWPC-COMP04 10/12/15	NB03WWPC-COMP05 12/08/15
PCB-44/47/65	ng/kg	23,400 BEJ	37,300 BEJ	76,500 BEJ	64,800 BEJ	85,000 E
PCB-45	ng/kg	1,420 EJ	2,250 EJ	3,080 EJ	4,250 EJ	6,500 E
PCB-46	ng/kg	552 J	942 EJ	1,750 J	1,780 J	2,470 E
PCB-48	ng/kg	2,350 EJ	3,860 EJ	5,760 EJ	8,170 EJ	9,230 E
PCB-49/69	ng/kg	18,400 BEJ	32,000 BEJ	52,500 BEJ	50,500 BEJ	63,700 E
PCB-50/53	ng/kg	2,570 EJ	4,380 EJ	10,100 EJ	8,290 EJ	10,200 E
PCB-51	ng/kg	2,050 EJ	2,760 EJ	12,100 EJ	7,190 EJ	7,740 E
PCB-52	ng/kg	25,000 BEJ	44,700 BEJ	60,400 BEJ	69,300 BEJ	88,000 BE
PCB-54	ng/kg	86 J	116 J	663 J	299 J	444
PCB-55	ng/kg	133 J	1.18 UJ	229 J	328 J	491
PCB-56	ng/kg	5,870 EJ	10,300 EJ	11,600 EJ	14,800 EJ	25,000 E
PCB-57	ng/kg	98.9 J	1.08 UJ	247 J	297 J	308
PCB-58	ng/kg	113 J	144 J	250 J	282 J	389
PCB-60	ng/kg	2,500 EJ	4,120 EJ	4,240 EJ	6,290 EJ	8,410 E
PCB-61/70/74/76	ng/kg	34,300 BEJ	64,100 BEJ	61,700 BEJ	77,900 BEJ	142,000 E
PCB-62/75	ng/kg	1,770 EJ	2,670 EJ	4,360 J	5,310 J	6,640 E
PCB-63	ng/kg	997 EJ	1,500 EJ	2,110 J	2,650 J	3,190 E
PCB-64	ng/kg	8,070 BEJ	14,100 BEJ	20,100 BEJ	24,100 BEJ	32,100 E
PCB-66	ng/kg	22,500 BEJ	40,000 BEJ	40,600 BEJ	52,400 BEJ	86,700 BE
PCB-67	ng/kg	552 J	769 EJ	1,110 J	1,400 J	2,140 E
PCB-68	ng/kg	326 J	1.38 UJ	849 J	754 J	1,060 E
PCB-72	ng/kg	406 J	1.28 UJ	837 J	917 J	1,340 E
PCB-73	ng/kg	96.7 J	102 J	326 J	173 J	255
PCB-77	ng/kg	946 EJ	1,430 EJ	1,870 J	2,160 J	3,880 E
PCB-78	ng/kg	1.57 UJ	1.58 UJ	7.76 UJ	7.72 UJ	1.55 U
PCB-79	ng/kg	170 J	250 J	265 J	387 J	527
PCB-80	ng/kg	1.08 UJ	3.86 J	5.33 UJ	5.31 UJ	10.1
PCB-81	ng/kg	43.1 J	1.78 UJ	68 J	82.4 J	144
PCB-82	ng/kg	1,970 EJ	3,010 EJ	4,090 EJ	5,290 EJ	5,680 E
PCB-83	ng/kg	1,090 EJ	1,980 EJ	2,030 J	3,120 EJ	3,210 E
PCB-84	ng/kg	3,840 BEJ	6,020 BEJ	7,880 BEJ	10,900 BEJ	12,100 E
PCB-85/116/117	ng/kg	5,480 EJ	7,930 EJ	10,900 EJ	13,900 EJ	14,000 E
PCB-86/87/97/109/119/125	ng/kg	14,100 EJ	21,200 EJ	26,700 EJ	37,000 EJ	39,000 E
PCB-88	ng/kg	2.16 UJ	2.17 UJ	10.7 UJ	10.6 UJ	2.13 U
PCB-89	ng/kg	220 J	346 J	555 J	724 J	620 E
PCB-90/101/113	ng/kg	27,900 BEJ	42,400 BEJ	46,000 BEJ	65,100 BEJ	69,600 E
PCB-91	ng/kg	4,140 EJ	6,130 EJ	8,660 EJ	11,500 EJ	11,200 E
PCB-92	ng/kg	5,120 BEJ	7,050 BEJ	9,200 BEJ	12,500 BEJ	13,400 E
PCB-93/100	ng/kg	1,140 J	1,270 EJ	4,070 J	3,250 J	3,740 E
PCB-94	ng/kg	276 J	367 J	798 J	838 J	912 E
PCB-95	ng/kg	15,200 BEJ	25,600 BEJ	26,300 BEJ	36,300 BEJ	55,100 E
PCB-96	ng/kg	150 J	220 J	425 J	492 J	598 E
PCB-98/102	ng/kg	1,230 EJ	1,700 EJ	3,260 J	3,690 J	3,540 E
PCB-99	ng/kg	19,000 BEJ	28,200 BEJ	34,000 BEJ	45,700 BEJ	49,100 E
PCB-103	ng/kg	490 J	595 EJ	1,450 J	1,460 J	1,380 E

Table C-7
White Perch (Whole Body) Analytical Results

Location ID: Date Analyzed:	Units	NB03WWPC-COMP01 10/12/15	NB03WWPC-COMP02 10/12/15	NB03WWPC-COMP03 10/12/15	NB03WWPC-COMP04 10/12/15	NB03WWPC-COMP05 12/08/15
PCB-104	ng/kg	81.2 J	84.3 J	443 J	252 J	297
PCB-105	ng/kg	7,450 EJ	11,200 EJ	11,300 EJ	15,200 EJ	R
PCB-106	ng/kg	1.67 UJ	1.68 UJ	8.24 UJ	8.2 UJ	1.64 U
PCB-107	ng/kg	2,110 EJ	3,070 EJ	3,230 EJ	4,130 EJ	5,830 E
PCB-108/124	ng/kg	825 J	1,250 EJ	1,270 J	1,630 J	2,440 E
PCB-110/115	ng/kg	27,400 BEJ	42,600 BEJ	43,600 BEJ	65,300 BEJ	R
PCB-111	ng/kg	36.2 J	51.9 J	70.5 J	80.2 J	90.8
PCB-112	ng/kg	1.37 UJ	1.38 UJ	179 J	290 J	1.35 U
PCB-114	ng/kg	567 J	816 EJ	820 J	1,170 J	1,560 E
PCB-118	ng/kg	28,600 BEJ	45,900 BEJ	39,100 BEJ	50,900 BEJ	85,600 BE
PCB-120	ng/kg	167 J	241 J	302 J	403 J	449
PCB-121	ng/kg	23.3 J	30.5 J	57.8 J	59.2 J	71.1
PCB-122	ng/kg	226 J	348 J	355 J	474 J	726 E
PCB-123	ng/kg	556 J	737 EJ	815 J	1,070 J	1,720 E
PCB-126	ng/kg	67.8 J	93.3 J	R	R	R
PCB-127	ng/kg	44.5 J	66.9 J	39.1 J	50.4 J	111
PCB-128/166	ng/kg	3,450 EJ	4,700 EJ	5,100 J	6,960 EJ	8,040 E
PCB-129/138/163	ng/kg	34,600 BEJ	47,800 BEJ	44,100 BEJ	64,800 BEJ	76,800 E
PCB-130	ng/kg	1,520 EJ	2,100 EJ	2,260 J	3,070 EJ	3,570 E
PCB-131	ng/kg	208 J	286 J	282 J	455 J	496
PCB-132	ng/kg	5,360 BEJ	7,470 BEJ	7,960 BEJ	11,900 BEJ	14,500 E
PCB-133	ng/kg	647 EJ	835 EJ	980 J	1,280 J	1,810 E
PCB-134	ng/kg	936 EJ	1,470 EJ	1,330 J	2,090 J	2,910 E
PCB-135/151	ng/kg	8,210 BEJ	10,300 BEJ	12,600 BEJ	21,000 BEJ	23,000 E
PCB-136	ng/kg	1,850 EJ	2,580 EJ	3,110 EJ	4,760 EJ	5,780 E
PCB-137	ng/kg	1,300 EJ	1,620 EJ	1,820 J	2,710 J	3,300 E
PCB-139/140	ng/kg	481 J	643 J	764 J	1,060 J	1,300 E
PCB-141	ng/kg	3,990 BEJ	4,900 BEJ	5,700 BEJ	8,780 BEJ	11,400 E
PCB-142	ng/kg	4.1 J	1.68 UJ	8.24 UJ	11.2 J	11.9
PCB-143	ng/kg	64.1 J	3.25 UJ	154 J	165 J	164
PCB-144	ng/kg	929 EJ	1,080 EJ	1,520 J	2,470 J	2,610 E
PCB-145	ng/kg	8.6 J	10.3 J	15.5 J	25 J	14.3
PCB-146	ng/kg	5,290 BEJ	6,890 BEJ	7,850 BEJ	11,800 BEJ	R
PCB-147/149	ng/kg	17,700 BEJ	24,700 BEJ	24,600 BEJ	39,200 BEJ	45,700 BE
PCB-148	ng/kg	103 J	118 J	196 J	272 J	344
PCB-150	ng/kg	86 J	109 J	168 J	266 J	303
PCB-152	ng/kg	34.1 J	36.3 J	90.2 J	103 J	133
PCB-153/168	ng/kg	33,600 BEJ	47,100 BEJ	45,000 BEJ	68,200 BEJ	74,600 E
PCB-154	ng/kg	725 EJ	893 EJ	1,300 J	2,070 J	2,430 E
PCB-155	ng/kg	206 J	223 J	254 J	571 J	860 E
PCB-156/157	ng/kg	2,710 EJ	3,750 EJ	3,560 J	5,230 J	7,130 E
PCB-158	ng/kg	2,420 EJ	3,120 EJ	3,470 EJ	5,130 EJ	5,910 E
PCB-159	ng/kg	1.37 UJ	1.38 UJ	6.79 UJ	6.76 UJ	1.35 U
PCB-160	ng/kg	6.18 UJ	6.21 UJ	30.6 UJ	30.4 UJ	6.09 U
PCB-161	ng/kg	1.28 UJ	1.28 UJ	6.3 UJ	6.27 UJ	R

Table C-7
White Perch (Whole Body) Analytical Results

Location ID: Date Analyzed:	Units	NB03WWPC-COMP01 10/12/15	NB03WWPC-COMP02 10/12/15	NB03WWPC-COMP03 10/12/15	NB03WWPC-COMP04 10/12/15	NB03WWPC-COMP05 12/08/15
PCB-162	ng/kg	275 J	362 J	380 J	433 J	730 E
PCB-164	ng/kg	1,380 EJ	1,790 EJ	1,820 J	3,000 EJ	3,800 E
PCB-165	ng/kg	24.7 J	30.2 J	39.5 J	52.8 J	R
PCB-167	ng/kg	1,050 EJ	1,460 EJ	1,480 J	2,080 J	2,560 E
PCB-169	ng/kg	1.47 UJ	1.48 UJ	7.27 UJ	7.24 UJ	1.45 U
PCB-170	ng/kg	5,460 EJ	7,140 EJ	8,280 EJ	12,500 EJ	14,100 E
PCB-171/173	ng/kg	1,590 EJ	2,120 EJ	2,390 J	3,520 J	R
PCB-172	ng/kg	1,100 EJ	1,410 EJ	1,640 J	2,480 J	2,850 E
PCB-174	ng/kg	3,190 EJ	3,990 EJ	4,520 EJ	7,080 EJ	R
PCB-175	ng/kg	275 J	373 J	436 J	639 J	R
PCB-176	ng/kg	432 J	593 EJ	664 J	1,030 J	1,330 E
PCB-177	ng/kg	2,550 EJ	3,770 EJ	4,070 EJ	5,370 EJ	R
PCB-178	ng/kg	1,650 EJ	2,260 EJ	2,440 J	3,620 EJ	R
PCB-179	ng/kg	1,650 EJ	2,270 EJ	2,410 J	3,860 EJ	5,410 E
PCB-180/193	ng/kg	16,000 BEJ	21,300 BEJ	22,200 BEJ	35,300 BEJ	42,100 E
PCB-181	ng/kg	59.9 J	79 J	97.9 J	137 J	R
PCB-182	ng/kg	46.4 J	56 J	81.5 J	114 J	R
PCB-183/185	ng/kg	4,780 EJ	6,200 EJ	7,180 EJ	10,800 EJ	R
PCB-184	ng/kg	31.7 J	40.8 J	46.4 J	72.8 J	106
PCB-186	ng/kg	1.47 UJ	2.21 J	7.27 UJ	7.24 UJ	4.1 J
PCB-187	ng/kg	12,000 BEJ	15,600 BEJ	16,900 BEJ	26,400 BEJ	R
PCB-188	ng/kg	46.2 J	59.3 J	76.4 J	110 J	148
PCB-189	ng/kg	220 J	309 J	316 J	460 J	577
PCB-190	ng/kg	1,220 EJ	1,560 EJ	1,760 J	2,850 J	3,360 E
PCB-191	ng/kg	234 J	301 J	350 J	562 J	632 E
PCB-192	ng/kg	3.35 J	4.11 J	6.3 UJ	9.21 J	7.56
PCB-194	ng/kg	2,640 EJ	3,380 EJ	3,890 J	6,150 EJ	5,530 E
PCB-195	ng/kg	912 EJ	1,200 EJ	1,340 J	2,020 J	2,430 E
PCB-196	ng/kg	1,440 EJ	1,950 EJ	2,170 J	3,280 J	3,980 E
PCB-197/200	ng/kg	256 J	345 J	389 J	247 J	792
PCB-198/199	ng/kg	3,610 EJ	4,930 EJ	5,630 J	7,940 J	9,480 E
PCB-201	ng/kg	400 J	565 J	607 J	868 J	1,100 E
PCB-202	ng/kg	1,170 EJ	1,590 EJ	1,700 J	2,540 J	2,990 E
PCB-203	ng/kg	2,570 EJ	3,320 EJ	3,740 J	5,890 EJ	7,120 E
PCB-204	ng/kg	4.86 J	7.14 J	10.2 UJ	12.5 J	12.3
PCB-205	ng/kg	117 J	167 J	178 J	287 J	312
PCB-206	ng/kg	1,560 EJ	2,110 EJ	2,530 J	3,650 J	4,280 E
PCB-207	ng/kg	156 J	215 J	255 J	376 J	467
PCB-208	ng/kg	490 J	680 J	900 J	1,090 J	1,400 E
PCB-209	ng/kg	632 J	897 EJ	1,030 J	1,500 J	1,830 E
TOTAL PCB CONGENERS (209)	ng/kg	569,000 J	876,000 J	1,070,000 J	1,350,000 J	1,620,000 J
Semivolatiles						
1,2,4,5-TETRACHLOROBENZENE	ug/kg	330 U	330 U	330 U	330 U	330 U
1,2-DIPHENYLHYDRAZINE	ug/kg	330 U	330 U	330 U	330 U	330 U
1-METHYLNAPHTHALENE	ug/kg	13 U	13 U	13 U	13 U	5.3 U

Table C-7
White Perch (Whole Body) Analytical Results

Location ID: / Date Analyzed:	Units	NB03WWPC-COMP01 10/12/15	NB03WWPC-COMP02 10/12/15	NB03WWPC-COMP03 10/12/15	NB03WWPC-COMP04 10/12/15	NB03WWPC-COMP05 12/08/15
2,3,4,6-TETRACHLOROPHENOL	ug/kg	1,300 U	1,300 U	1,300 U	1,300 U	1,300 U
2,4,5-TRICHLOROPHENOL	ug/kg	330 U	330 U	330 U	330 U	330 U
2,4,6-TRICHLOROPHENOL	ug/kg	330 U	330 U	330 U	330 U	330 U
2,4-DICHLOROPHENOL	ug/kg	330 U	330 U	330 U	330 U	330 U
2,4-DIMETHYLPHENOL	ug/kg	330 U	330 U	330 U	330 U	330 U
2,4-DINITROPHENOL	ug/kg	5,900 U	5,900 U	6,000 U	5,900 U	5,900 U
2,4-DINITROTOLUENE	ug/kg	1,300 U	1,300 U	1,300 U	1,300 U	1,300 U
2,6-DINITROTOLUENE	ug/kg	330 U	330 U	330 U	330 U	330 U
2-CHLORONAPHTHALENE	ug/kg	130 U	130 U	130 U	130 U	130 U
2-CHLOROPHENOL	ug/kg	330 U	330 U	330 U	330 U	330 U
2-METHYLNAPHTHALENE	ug/kg	13 U	13 U	13 U	13 U	5.3 U
2-METHYLPHENOL (O-CRESOL)	ug/kg	330 U	330 U	330 U	330 U	330 U
2-NITROANILINE	ug/kg	330 U	330 U	330 U	330 U	330 U
2-NITROPHENOL	ug/kg	330 U	330 U	330 U	330 U	330 U
3,3'-DICHLOROBENZIDINE	ug/kg	2,000 U	2,000 U	2,000 U	2,000 U	2,000 U
3-NITROANILINE	ug/kg	1,300 U	1,300 U	1,300 U	1,300 U	1,300 U
4,6-DINITRO-2-METHYLPHENOL	ug/kg	3,300 U	3,300 U	3,300 U	3,300 U	3,300 U
4-BROMOPHENYL PHENYL ETHER	ug/kg	330 U	330 U	330 U	330 U	330 U
4-CHLORO-3-METHYLPHENOL	ug/kg	330 U	330 U	330 U	330 U	330 U
4-CHLOROANILINE	ug/kg	660 U	660 U	670 U	660 U	660 U
4-CHLOROPHENYL PHENYL ETHER	ug/kg	330 U	330 U	330 U	330 U	330 U
4-METHYLPHENOL (P-CRESOL)	ug/kg	330 U	330 U	330 U	330 U	330 U
4-NITROANILINE	ug/kg	1,300 U	1,300 U	1,300 U	1,300 U	1,300 U
4-NITROPHENOL	ug/kg	3,300 U	3,300 U	3,300 U	3,300 U	3,300 U
ACENAPHTHENE	ug/kg	13 U	13 U	13 U	13 U	7.8 J
ACENAPHTHYLENE	ug/kg	13 U	13 U	13 U	13 U	5.3 U
ACETOPHENONE	ug/kg	330 U	330 U	330 U	330 U	330 U
ANTHRACENE	ug/kg	13 U	13 U	13 U	13 U	5.3 U
ATRAZINE	ug/kg	660 U	660 U	670 U	660 U	660 U
BENZALDEHYDE	ug/kg	1,300 U	1,300 U	1,300 U	1,300 U	1,300 U
BENZIDINE	ug/kg	14,000 U	14,000 U	14,000 U	14,000 U	14,000 U
BENZO(A)ANTHRACENE	ug/kg	13 U	13 U	13 U	13 U	5.3 U
BENZO(A)PYRENE	ug/kg	13 U	13 U	13 U	13 U	5.3 U
BENZO(B)FLUORANTHENE	ug/kg	13 U	13 U	13 U	13 U	5.3 U
BENZO(G,H,I)PERYLENE	ug/kg	13 U	13 U	13 U	13 U	5.3 U
Benzo(j)+(k)Fluoranthene	ug/kg	13 U	13 U	13 U	13 U	5.3 U
BENZO[E]PYRENE	ug/kg	13 U	13 U	13 U	13 U	5.3 U
BENZOIC ACID	ug/kg	3,300 U	3,300 U	3,300 U	3,300 U	3,300 U
BENZYL BUTYL PHTHALATE	ug/kg	1,300 U	1,300 U	1,300 U	1,300 U	1,300 U
BIPHENYL (DIPHENYL)	ug/kg	330 U	330 U	330 U	330 U	330 U
BIS(2-CHLOROETHOXY) METHANE	ug/kg	330 U	330 U	330 U	330 U	330 U
BIS(2-CHLOROETHYL) ETHER (2-CHLOROETHYL ETHER	ug/kg	330 U	330 U	330 U	330 U	330 U
BIS(2-CHLOROISOPROPYL) ETHER	ug/kg	330 U	330 U	330 U	330 U	330 U
BIS(2-ETHYLHEXYL) PHTHALATE	ug/kg	1,300 U	1,300 U	1,300 U	1,300 U	1,300 U
C1-CHRYSENES	ug/kg	13 U	13 U	13 U	13 U	5.3 U

Table C-7
White Perch (Whole Body) Analytical Results

Location ID: / Date Analyzed:	Units	NB03WWPC-COMP01 10/12/15	NB03WWPC-COMP02 10/12/15	NB03WWPC-COMP03 10/12/15	NB03WWPC-COMP04 10/12/15	NB03WWPC-COMP05 12/08/15
C1-FLUORANTHENES/PYRENES	ug/kg	13 U	13 U	13 U	13 U	5.3 U
C1-FLUORENES	ug/kg	13 U	13 U	13 U	13 U	5.3 U
C1-NAPHTHALENES	ug/kg	13 U	13 U	13 U	13 U	7.1 J
C1-PHENANTHRENE/ANTHRACENE	ug/kg	13 U	13 U	13 U	13 U	5.3 U
C2-CHRYSENE	ug/kg	13 U	13 U	13 U	13 U	5.3 U
C2-FLUORANTHENES/PYRENE	ug/kg	13 U	13 U	13 U	13 U	5.3 U
C2-FLUORENES	ug/kg	13 U	13 U	13 U	13 U	5.3 U
C2-NAPHTHALENES	ug/kg	13 U	13 U	13 U	13 U	14
C2-PHENANTHRENE/ANTHRACENE	ug/kg	13 U	13 U	13 U	13 U	5.3 U
C3-CHRYSENE	ug/kg	13 U	13 U	13 U	13 U	5.3 U
C3-FLUORANTHENES/PYRENE	ug/kg	13 U	13 U	13 U	13 U	5.3 U
C3-FLUORENES	ug/kg	13 U	13 U	13 U	13 U	5.3 U
C3-NAPHTHALENES	ug/kg	13 U	13 U	13 U	13 U	11 J
C3-PHENANTHRENE/ANTHRACENE	ug/kg	13 U	13 U	13 U	13 U	5.3 U
C4-CHRYSENE	ug/kg	13 U	13 U	13 U	13 U	5.3 U
C4-NAPHTHALENES	ug/kg	13 U	13 U	13 U	13 U	5.3 U
C4-PHENANTHRENE/ANTHRACENE	ug/kg	13 U	13 U	13 U	13 U	5.3 U
CAPROLACTAM	ug/kg	660 U	660 U	670 U	660 U	660 U
CARBAZOLE	ug/kg	330 U	330 U	330 U	330 U	330 U
CHRYSENE	ug/kg	13 U	13 U	13 U	13 U	5.3 U
DIBENZ(A,H)ANTHRACENE	ug/kg	13 U	13 U	13 U	13 U	5.3 U
DIBENZOFURAN	ug/kg	330 U	330 U	330 U	330 U	330 U
DIETHYL PHTHALATE	ug/kg	1,300 U	1,300 U	1,300 U	1,300 U	1,300 U
DIMETHYL PHTHALATE	ug/kg	1,300 U	1,300 U	1,300 U	1,300 U	1,300 U
DI-N-BUTYL PHTHALATE	ug/kg	1,300 U	1,300 U	1,300 U	1,300 U	1,300 U
DI-N-OCTYLPHTHALATE	ug/kg	1,300 U	1,300 U	1,300 U	1,300 U	1,300 U
FLUORANTHENE	ug/kg	13 U	13 U	13 U	13 U	5.3 U
FLUORENE	ug/kg	13 U	13 U	13 U	13 U	6.6 J
HEXACHLOROBUTADIENE	ug/kg	330 U	330 U	330 U	330 U	330 U
HEXACHLOROCYCLOPENTADIENE	ug/kg	3,300 U	3,300 U	3,300 U	3,300 U	3,300 U
HEXACHLOROETHANE	ug/kg	660 U	660 U	670 U	660 U	660 U
INDENO(1,2,3-C,D)PYRENE	ug/kg	13 U	13 U	13 U	13 U	5.3 U
ISOPHORONE	ug/kg	330 U	330 U	330 U	330 U	330 U
NAPHTHALENE	ug/kg	13 U	13 U	13 U	13 U	5.3 U
NITROBENZENE	ug/kg	330 U	330 U	330 U	330 U	330 U
N-NITROSODI-N-PROPYLAMINE	ug/kg	330 U	330 U	330 U	330 U	330 U
N-NITROSODIPHENYLAMINE	ug/kg	330 U	330 U	330 U	330 U	330 U
PENTACHLOROPHENOL	ug/kg	660 U	660 U	670 U	660 U	660 U
PERYLENE	ug/kg	13 U	13 U	13 U	13 U	5.3 U
PHENANTHRENE	ug/kg	13 U	13 U	13 U	13 U	11 J
PHENOL	ug/kg	330 U	330 U	330 U	330 U	330 U
PYRENE	ug/kg	13 U	13 U	13 U	13 U	5.3 U
PYRIDINE	ug/kg	1,300 U	1,300 U	1,300 U	1,300 U	1,300 U
TOTAL HMW PAHs	ug/kg	13 U	13 U	13 U	13 U	5.3 U
TOTAL LMW PAHs	ug/kg	13 U	13 U	13 U	13 U	25.4 J

Table C-7
White Perch (Whole Body) Analytical Results

Location ID: Date Analyzed:	Units	NB03WWPC-COMP01 10/12/15	NB03WWPC-COMP02 10/12/15	NB03WWPC-COMP03 10/12/15	NB03WWPC-COMP04 10/12/15	NB03WWPC-COMP05 12/08/15
TOTAL PAHs	ug/kg	13 U	13 U	13 U	13 U	25.4 J
Physical Parameters						
MOISTURE (WATER) CONTENT	%	328	337	339	312	301
PERCENT MOISTURE	%	76.6	77.1	77.2	75.8	75.1

Table C-7
White Perch (Whole Body) Analytical Results

Location ID: / Date Analyzed:	Units	NB03WWPC-COMP06 12/08/15	NB03WWPC-COMP07 12/09/15	NB03WWPC-COMP08 12/09/15	NB03WWPC-COMP09 10/01/15	NB03WWPN-COMP01 10/08/15
Dioxins/Furans						
1,2,3,4,6,7,8-HEPTACHLORODIBENZOFURAN	ng/kg	4.06 JB	4.04 JB	15.3 B	3.92 JB	4.58 JB
1,2,3,4,6,7,8-HEPTACHLORODIBENZO-P-DIOXIN	ng/kg	0.471 JBQ	0.597 JB	1.03 JBQ	0.949 JB	0.56 JBQ
1,2,3,4,7,8,9-HEPTACHLORODIBENZOFURAN	ng/kg	0.0947 JBQ	0.144 JBQ	0.124 JBQ	0.0736 JBQ	0.0971 U
1,2,3,4,7,8-HEXACHLORODIBENZOFURAN	ng/kg	3.05 J	3.02 J	5.81 C	3.9 JB	1.62 J
1,2,3,4,7,8-HEXACHLORODIBENZO-P-DIOXIN	ng/kg	0.248 JBQ	0.525 JBQ	0.349 JBQ	0.536 JB	0.193 JBQ
1,2,3,6,7,8-HEXACHLORODIBENZOFURAN	ng/kg	7.9 BCQ	2.52 JB	15.1 BC	3.14 JB	2.09 JB
1,2,3,6,7,8-HEXACHLORODIBENZO-P-DIOXIN	ng/kg	0.586 JQ	0.942 J	1.43 JQ	1.53 JBQ	0.696 JBQ
1,2,3,7,8,9-HEXACHLORODIBENZOFURAN	ng/kg	0.139 JB	0.131 JBQ	0.0842 JB	0.131 JBQ	0.139 JBQ
1,2,3,7,8,9-HEXACHLORODIBENZO-P-DIOXIN	ng/kg	0.114 JBQ	0.199 JBQ	0.328 JB	0.3 JBQ	0.184 JQ
1,2,3,7,8-PENTACHLORODIBENZOFURAN	ng/kg	0.915 BCJ	1.02 BCJ	1.36 BCJ	5.96 B	3.15 JB
1,2,3,7,8-PENTACHLORODIBENZO-P-DIOXIN	ng/kg	0.177 U	0.143 U	2.36 JB	1.94 JB	0.991 JBQ
2,3,4,6,7,8-HEXACHLORODIBENZOFURAN	ng/kg	0.454 JQ	0.498 J	0.438 J	0.587 JB	0.237 JBQ
2,3,4,7,8-PENTACHLORODIBENZOFURAN	ng/kg	9.03 BC	9.4 BC	8.14 BC	11.4 BC	3.95 JC
2,3,7,8-TETRACHLORODIBENZOFURAN	ng/kg	5.14 C	7.58 C	6.81 C	8.76 C	5.37 C
2,3,7,8-TETRACHLORODIBENZO-P-DIOXIN	ng/kg	26.8	57.6	75.5	68.7 B	58.7 B
OCTACHLORODIBENZOFURAN	ng/kg	0.87 JB	0.713 JB	0.818 JB	0.564 JB	0.476 JB
OCTACHLORODIBENZO-P-DIOXIN	ng/kg	1.18 JB	1.12 JB	2.48 JBQ	1.71 JB	1.29 JB
PERCENT LIPIDS	%	0.78	1.6	2.2	3	1.4
Metals						
ALUMINUM	mg/kg	22.7	11 B	18 B	5.54 U	5.75 B
ANTIMONY	mg/kg	0.0641 U	0.0635 U	0.0653 U	0.0653 U	0.0635 U
ARSENIC	mg/kg	0.391	0.602	0.53	0.562	0.433
BARIUM	mg/kg	1.22	1.21	2.01	1.32	2.57
BERYLLIUM	mg/kg	0.0138 U	0.0137 U	0.0141 U	0.0141 U	0.0137 U
CADMIUM	mg/kg	0.0447 U	0.0442 U	0.0455 U	0.0455 U	0.0442 U
CALCIUM	mg/kg	14,800	21,100	27,200	20,700	22,900
CHROMIUM	mg/kg	0.887	0.297 B	0.267 B	0.099 U	0.334 B
COBALT	mg/kg	0.021 B	0.0222 B	0.0198 U	0.0198 U	0.0192 U
COPPER	mg/kg	7.09	11.4	7.98	23	2.51
IRON	mg/kg	49.2	26.8	43.2	33.4	35.1
LEAD	mg/kg	0.197	0.235	0.208	0.223	0.268
MAGNESIUM	mg/kg	517	643	716	636	669
MANGANESE	mg/kg	3.5	2.56	3.49	3.35	3.91
MERCURY	ng/g	179	136	142	107	76.3
METHYL MERCURY	ng/g	168	115	145	216	102
NICKEL	mg/kg	0.512	0.181 U	0.685	0.186 U	0.181 U
POTASSIUM	mg/kg	2,950	3,470	3,050	3,890	3,390
SELENIUM	mg/kg	0.83	0.898	0.943	1.59	0.825
SILVER	mg/kg	0.176	0.215	0.159	0.466	0.0591 B
SODIUM	mg/kg	1,490	1,550	1,600	2,180	2,050
THALLIUM	mg/kg	0.0291 U	0.0288 U	0.0297 U	0.0297 U	0.0288 U
TITANIUM	mg/kg	1.03 B	0.163 U	0.168 U	0.349 B	0.163 U
VANADIUM	mg/kg	0.0291 U	0.0288 U	0.0297 U	0.0297 U	0.182
ZINC	mg/kg	25.3	28.9	30.7	27.8	39.5

Table C-7
White Perch (Whole Body) Analytical Results

Location ID: / Date Analyzed:	Units	NB03WWPC-COMP06 12/08/15	NB03WWPC-COMP07 12/09/15	NB03WWPC-COMP08 12/09/15	NB03WWPC-COMP09 10/01/15	NB03WWPN-COMP01 10/08/15
Butyltins						
DIBUTYLTIN	ug/kg	1.2 U	1.3 U	1.3 U	1.2 UJ	R
MONOBUTYLTIN	ug/kg	20 UCN	20 UCN	20 UCN	19 UCNJ	R
TETRA-N-BUTYLTIN	ug/kg	1.6 U	1.7 U	1.6 U	1.6 UJ	R
TRIBUTYLTIN	ug/kg	4.9	3.7	3.3	1.4 UJ	R
Aroclor PCBs						
AROCLOR 1016	ug/kg	36 U	36 U	35 U	36 U	NA
AROCLOR 1221	ug/kg	46 U	46 U	45 U	46 U	NA
AROCLOR 1232	ug/kg	80 U	80 U	77 U	80 U	NA
AROCLOR 1242	ug/kg	33 U	33 U	32 U	33 U	NA
AROCLOR 1248	ug/kg	760	710	840	550	NA
AROCLOR 1254	ug/kg	690	680	750	33 U	NA
AROCLOR 1260	ug/kg	170 J	210	220	320	NA
AROCLOR 1262	ug/kg	33 U	33 U	32 U	33 U	NA
AROCLOR 1268	ug/kg	33 U	33 U	32 U	33 U	NA
TOTAL AROCLOR PCBs (SUM OF 7 AROCLORS)	ug/kg	1,620 J	1,600	1,810	870	NA
TOTAL AROCLOR PCBs (SUM OF 9 AROCLORS)	ug/kg	1,620 J	1,600	1,810	870	NA
Pesticides						
2,4'-DDD	pg/g	5,880	9,460	85,200 DJ	49,800 DJ	13,500 J
2,4'-DDE	pg/g	4,570	5,690	9,860	16,400 J	7,980 J
2,4'-DDT	pg/g	240	354	8,450	2,900 J	892 J
4,4'-DDD	pg/g	19,800	47,400 DJ	207,000 DJ	144,000 BDJ	57,000 JD
4,4'-DDE	pg/g	70,600 BD	94,700 BD	134,000 BD	275,000 BDJ	103,000 JBD
4,4'-DDT	pg/g	1,620 B	2,330 B	20,900 B	11,200 BJ	4,620 JB
ALDRIN	pg/g	33.3 J	49.3	82.3	135 J	52.5 J
ALPHA BHC	pg/g	R	34.6 J	63.5	107 J	25.6 J
ALPHA ENDOSULFAN	pg/g	57.4 U	57.4 U	57.4 U	57.4 UJ	57.4 UJ
BETA BHC	pg/g	16.1 J	21.5 J	37.9 J	68.1 J	27 J
BETA ENDOSULFAN	pg/g	58.3 U	58.3 U	58.3 U	58.3 UJ	58.3 UJ
CIS-CHLORDANE	pg/g	22,600	30,900 D	48,800 D	62,000 DJ	23,800 JD
CIS-NONACHLOR	pg/g	8,490	9,110	12,300	19,200 DJ	9,660 J
DELTA BHC	pg/g	5.08 U	5.08 U	5.08 U	5.08 UJ	5.08 UJ
DIELDRIN	pg/g	7,810	9,820	6,400	21,500 BDJ	7,390 J
ENDOSULFAN SULFATE	pg/g	63.3 U	63.3 U	63.3 U	124 J	63.3 UJ
ENDRIN	pg/g	26.9 J	13.9 U	65.1	72.9 J	35.8 J
ENDRIN ALDEHYDE	pg/g	131 U	131 U	131 U	131 UJ	131 UJ
ENDRIN KETONE	pg/g	76 U	76 U	76 U	76 UJ	76 UJ
GAMMA BHC (LINDANE)	pg/g	17.7 J	20.5 J	29.8 J	48.1 J	30.4 J
HEPTACHLOR	pg/g	10.4 J	15.6 J	32.5 UJ	37.8 J	34.4 J
HEPTACHLOR EPOXIDE	pg/g	1,690	2,010	4,030	4,950 J	1,460 J
HEXACHLOROBENZENE	pg/g	1,130 B	1,870 B	2,740 B	4,640 B	1,540 JB
METHOXYCHLOR	pg/g	38.9 UJ	38.9 UJ	38.9 UJ	R	38.9 UJ
MIREX	pg/g	133	161	318	545 J	269 J
OXYCHLORDANE	pg/g	2,290	3,460	5,190	9,120 J	2,390 J
TRANS-CHLORDANE	pg/g	5,470 B	8,060 B	12,600 BD	18,200 J	6,870 J

Table C-7
White Perch (Whole Body) Analytical Results

Location ID: / Date Analyzed:	Units	NB03WWPC-COMP06 12/08/15	NB03WWPC-COMP07 12/09/15	NB03WWPC-COMP08 12/09/15	NB03WWPC-COMP09 10/01/15	NB03WWPN-COMP01 10/08/15
TRANS-HEPTACHLOR EPOXIDE	pg/g	17 U	17 U	17 U	4,620 J	17 UJ
TRANS-NONACHLOR	pg/g	21,000	20,600 DJ	34,000 D	44,700 DJ	25,100 JD
TOTAL ALPHA + GAMMA CHLORDANE	pg/g	28,100	39,000	61,400	80,200 J	30,700 J
TOTAL DDT (2,4)	pg/g	10,700	15,500	104,000 J	69,100 J	22,400 J
TOTAL DDT (4,4)	pg/g	92,000	144,000 J	362,000 J	430,000 J	165,000 J
TOTAL DDT (2,4 & 4,4)	pg/g	103,000	160,000 J	465,000 J	499,000 J	187,000 J
PCB Congeners						
PCB-1	ng/kg	77 B	99.8 B	131 B	95.8 BJ	66.7 JB
PCB-2	ng/kg	4.35 B	5.25 B	6.15 B	5.26 J	4.35 J
PCB-3	ng/kg	8.89	11.4	11.1	5.49 UJ	1.07 UJ
PCB-4	ng/kg	886 E	1,270 E	1,640 E	1,570 BEJ	643 BEJ
PCB-5	ng/kg	7.12	9.76	10.4	14.4 J	5.72 J
PCB-6	ng/kg	227	345 E	446 E	R	218 J
PCB-7	ng/kg	18	30.7	40.6	R	18.4 J
PCB-8	ng/kg	551 BE	977 BE	1,220 BE	976 BJ	509 BEJ
PCB-9	ng/kg	36.6	60.8	80.2	R	32.2 J
PCB-10	ng/kg	97.4	143	174	162 J	58.6 J
PCB-11	ng/kg	95.1	87.5	105	93.5 BJ	128 BJ
PCB-12/13	ng/kg	17.8	18.1	24	21.9 J	27.2 J
PCB-14	ng/kg	0.768 U	0.774 U	0.787 U	4 UJ	0.781 UJ
PCB-15	ng/kg	1.54 U	1.55 U	1.57 U	32.8 BJ	99.1 BJ
PCB-16	ng/kg	1,940 BE	3,480 BE	4,120 BE	3,960 BEJ	1,570 EJ
PCB-17	ng/kg	4,170 BE	6,100 BE	7,080 BE	7,170 BEJ	3,330 EJ
PCB-18/30	ng/kg	6,380 E	9,660 E	11,900 E	12,400 BEJ	4,870 BEJ
PCB-19	ng/kg	721 E	1,030 E	1,380 E	1,290 J	680 EJ
PCB-20/28	ng/kg	23,400 BE	30,400 BE	31,500 BE	24,800 BEJ	22,500 BEJ
PCB-21/33	ng/kg	2,750 E	4,920 E	5,100 E	4,020 EJ	3,130 EJ
PCB-22	ng/kg	3,900 BE	5,750 BE	5,680 BE	4,430 BEJ	4,100 BEJ
PCB-23	ng/kg	8.05	13.8	14.7	12.5 J	9.04 J
PCB-24	ng/kg	0.961 U	0.968 U	0.983 U	99.2 J	45 J
PCB-25	ng/kg	3,760 E	3,460 E	3,560 E	3,500 EJ	2,090 EJ
PCB-26/29	ng/kg	5,380 E	5,250 E	6,000 E	4,950 EJ	3,210 EJ
PCB-27	ng/kg	809 E	1,190 E	1,700 E	1,490 J	R
PCB-31	ng/kg	13,900 BE	17,500 BE	18,000 BE	14,400 BEJ	12,200 BEJ
PCB-32	ng/kg	3,560 BE	4,970 BE	6,010 BE	5,500 BEJ	3,000 BEJ
PCB-34	ng/kg	233	228	232	232 J	134 J
PCB-35	ng/kg	0.865 U	0.871 U	0.885 U	4.5 UJ	0.879 UJ
PCB-36	ng/kg	0.768 U	0.774 U	0.787 U	4 UJ	0.781 UJ
PCB-37	ng/kg	314 E	278	424 E	584 J	352 EJ
PCB-38	ng/kg	20.8	21.7	18.9	22.5 J	22.1 J
PCB-39	ng/kg	113	107	103	111 J	91 J
PCB-40/71	ng/kg	20,100 E	19,300 E	20,000 E	26,300 EJ	16,000 EJ
PCB-41	ng/kg	859 E	1,310 E	1,260 E	1,620 J	1,350 EJ
PCB-42	ng/kg	15,100 E	14,100 E	13,800 E	19,000 EJ	10,800 EJ
PCB-43	ng/kg	2,040 E	1,730 E	1,910 E	2,610 J	1,410 EJ

Table C-7
White Perch (Whole Body) Analytical Results

Location ID: Date Analyzed:	Units	NB03WWPC-COMP06 12/08/15	NB03WWPC-COMP07 12/09/15	NB03WWPC-COMP08 12/09/15	NB03WWPC-COMP09 10/01/15	NB03WWPN-COMP01 10/08/15
PCB-44/47/65	ng/kg	53,800 E	53,700 E	56,500 E	74,800 EJ	47,900 EJ
PCB-45	ng/kg	3,130 E	3,680 E	4,390 E	4,890 EJ	2,380 EJ
PCB-46	ng/kg	1,260 E	1,550 E	1,820 E	2,060 J	1,090 EJ
PCB-48	ng/kg	6,110 E	6,730 E	6,970 E	9,650 EJ	5,060 EJ
PCB-49/69	ng/kg	45,900 E	40,200 E	43,900 E	58,800 EJ	36,500 EJ
PCB-50/53	ng/kg	5,650 E	6,890 E	8,380 E	9,480 EJ	4,900 EJ
PCB-51	ng/kg	3,650 E	6,230 E	6,730 E	7,610 EJ	4,970 EJ
PCB-52	ng/kg	60,000 BE	55,200 BE	59,500 BE	82,500 BEJ	50,100 BEJ
PCB-54	ng/kg	112	305	419	364 J	219 J
PCB-55	ng/kg	276	326	227	315 J	253 J
PCB-56	ng/kg	15,100 E	13,900 E	13,800 E	15,000 EJ	13,200 EJ
PCB-57	ng/kg	306	198	249	267 J	193 J
PCB-58	ng/kg	327	251	270	285 J	177 J
PCB-60	ng/kg	5,350 E	5,550 E	5,850 E	5,340 EJ	5,030 EJ
PCB-61/70/74/76	ng/kg	80,300 E	71,000 E	73,100 E	80,900 EJ	74,100 EJ
PCB-62/75	ng/kg	4,380 E	4,330 E	4,580 E	6,240 J	3,340 EJ
PCB-63	ng/kg	2,590 E	2,210 E	2,300 E	2,570 J	1,690 EJ
PCB-64	ng/kg	21,500 E	19,700 E	20,000 E	27,600 EJ	16,600 EJ
PCB-66	ng/kg	57,700 BE	46,100 BE	48,000 BE	51,100 BEJ	46,400 BEJ
PCB-67	ng/kg	1,340 E	1,290 E	1,230 E	1,600 J	1,030 EJ
PCB-68	ng/kg	758 E	696 E	718 E	947 J	548 J
PCB-72	ng/kg	1,030 E	886 E	896 E	1,270 J	655 EJ
PCB-73	ng/kg	131	227	187	6.99 UJ	146 J
PCB-77	ng/kg	2,090 E	2,280 E	2,100 E	2,080 J	1,790 EJ
PCB-78	ng/kg	1.54 U	1.55 U	1.57 U	7.99 UJ	1.56 UJ
PCB-79	ng/kg	377	333	331	379 J	291 J
PCB-80	ng/kg	4.35 J	5.55	1.08 U	5.49 UJ	1.07 UJ
PCB-81	ng/kg	81.9	97.8	86.4	76.2 J	80.3 J
PCB-82	ng/kg	4,230 E	3,690 E	3,700 E	7,280 EJ	3,290 EJ
PCB-83	ng/kg	2,830 E	2,370 E	2,270 E	5,130 EJ	1,890 EJ
PCB-84	ng/kg	8,830 E	8,170 E	8,200 E	16,900 EJ	6,850 EJ
PCB-85/116/117	ng/kg	10,900 E	9,770 E	10,200 E	20,600 EJ	8,360 EJ
PCB-86/87/97/109/119/125	ng/kg	28,300 E	26,300 E	26,900 E	59,000 EJ	24,100 EJ
PCB-88	ng/kg	2.11 U	2.13 U	2.16 U	11 UJ	2.15 UJ
PCB-89	ng/kg	549	464	477	993 J	413 J
PCB-90/101/113	ng/kg	48,500 E	46,500 E	48,500 E	111,000 BEJ	48,800 BEJ
PCB-91	ng/kg	9,270 E	8,360 E	8,280 E	17,300 EJ	6,860 EJ
PCB-92	ng/kg	9,300 E	9,240 E	9,670 E	21,200 EJ	8,050 EJ
PCB-93/100	ng/kg	1,700 E	2,660 E	2,740 E	5,120 J	2,500 EJ
PCB-94	ng/kg	529	621 E	670 E	1,230 J	566 J
PCB-95	ng/kg	34,900 E	32,800 E	34,100 E	46,400 EJ	28,400 EJ
PCB-96	ng/kg	379	383	410	687 J	289 J
PCB-98/102	ng/kg	2,740 E	2,600 E	2,710 E	5,390 J	2,210 EJ
PCB-99	ng/kg	34,800 E	33,000 E	34,900 E	74,900 EJ	31,800 EJ
PCB-103	ng/kg	868 E	1,100 E	1,130 E	2,210 J	937 EJ

Table C-7
White Perch (Whole Body) Analytical Results

Location ID: Date Analyzed:	Units	NB03WWPC-COMP06 12/08/15	NB03WWPC-COMP07 12/09/15	NB03WWPC-COMP08 12/09/15	NB03WWPC-COMP09 10/01/15	NB03WWPN-COMP01 10/08/15
PCB-104	ng/kg	96.6	220	236	283 J	215 J
PCB-105	ng/kg	R	R	R	16,700 EJ	12,200 EJ
PCB-106	ng/kg	1.63 U	1.65 U	1.67 U	26.5 J	1.66 UJ
PCB-107	ng/kg	4,240 E	3,920 E	3,910 E	5,060 EJ	3,330 EJ
PCB-108/124	ng/kg	1,670 E	1,520 E	1,540 E	2,250 J	1,450 EJ
PCB-110/115	ng/kg	R	R	R	R	48,300 BEJ
PCB-111	ng/kg	54.3	66.6	72.5	152 J	54 J
PCB-112	ng/kg	1.34 U	1.36 U	1.38 U	205 J	168 J
PCB-114	ng/kg	1,070 E	1,040 E	1,030 E	1,240 J	907 EJ
PCB-118	ng/kg	52,800 BE	47,700 BE	48,300 BE	57,700 EJ	50,200 BEJ
PCB-120	ng/kg	289	316	335	731 J	243 J
PCB-121	ng/kg	33.1	48.9	51.8	108 J	51.6 J
PCB-122	ng/kg	528	447	438	458 J	408 J
PCB-123	ng/kg	1,220 E	1,020 E	1,110 E	1,140 J	695 EJ
PCB-126	ng/kg	R	R	R	113 J	R
PCB-127	ng/kg	64.6	86	40.8	87.6 J	75.1 J
PCB-128/166	ng/kg	4,920 E	5,300 E	5,580 E	11,700 EJ	4,660 EJ
PCB-129/138/163	ng/kg	43,600 E	47,000 E	49,400 E	114,000 EJ	50,700 EJ
PCB-130	ng/kg	2,180 E	2,360 E	2,460 E	5,710 EJ	2,110 EJ
PCB-131	ng/kg	331	358	342	917 J	363 J
PCB-132	ng/kg	8,780 E	9,050 E	9,380 E	22,100 EJ	8,880 EJ
PCB-133	ng/kg	1,010 E	1,240 E	1,260 E	1,860 J	985 EJ
PCB-134	ng/kg	1,630 E	1,790 E	1,960 E	4,250 EJ	1,610 EJ
PCB-135/151	ng/kg	13,600 E	15,700 E	16,000 E	35,300 EJ	12,800 EJ
PCB-136	ng/kg	3,630 E	3,830 E	4,000 E	8,640 EJ	3,140 EJ
PCB-137	ng/kg	2,020 E	2,090 E	2,120 E	5,090 EJ	1,810 EJ
PCB-139/140	ng/kg	785	842	852	2,190 J	793 J
PCB-141	ng/kg	6,270 E	7,260 E	7,220 E	11,700 EJ	6,060 EJ
PCB-142	ng/kg	11.2	1.65 U	7.45	23.9 J	7.75 J
PCB-143	ng/kg	101	3.19 U	3.24 U	225 J	98.9 J
PCB-144	ng/kg	1,590 E	1,760 E	1,780 E	4,170 EJ	1,430 EJ
PCB-145	ng/kg	16	11.6	16.3	34.4 J	12.3 J
PCB-146	ng/kg	R	R	R	R	7,890 EJ
PCB-147/149	ng/kg	27,400 BE	30,000 BE	30,000 BE	81,500 BEJ	31,200 BEJ
PCB-148	ng/kg	176	244	240	498 J	194 J
PCB-150	ng/kg	187	227	216	454 J	178 J
PCB-152	ng/kg	59.9	83.9	89.8	169 J	77.9 J
PCB-153/168	ng/kg	41,400 E	48,100 E	49,500 E	131,000 BEJ	51,400 BEJ
PCB-154	ng/kg	1,370 E	1,760 E	1,750 E	3,540 EJ	1,360 EJ
PCB-155	ng/kg	372	567	553	774 J	623 EJ
PCB-156/157	ng/kg	4,080 E	4,690 E	4,890 E	6,720 EJ	3,810 EJ
PCB-158	ng/kg	3,420 E	3,800 E	3,930 E	9,180 EJ	3,440 EJ
PCB-159	ng/kg	1.34 U	1.36 U	1.38 U	6.99 UJ	1.37 UJ
PCB-160	ng/kg	6.05 U	6.1 U	6.19 U	31.5 UJ	6.15 UJ
PCB-161	ng/kg	R	R	R	26.6 J	1.27 UJ

Table C-7
White Perch (Whole Body) Analytical Results

Location ID: / Date Analyzed:	Units	NB03WWPC-COMP06 12/08/15	NB03WWPC-COMP07 12/09/15	NB03WWPC-COMP08 12/09/15	NB03WWPC-COMP09 10/01/15	NB03WWPN-COMP01 10/08/15
PCB-162	ng/kg	364	385	403	313 J	351 J
PCB-164	ng/kg	2,150 E	2,410 E	2,430 E	6,180 EJ	2,200 EJ
PCB-165	ng/kg	R	R	R	R	37.6 J
PCB-167	ng/kg	1,490 E	1,720 E	1,730 E	2,450 J	1,420 EJ
PCB-169	ng/kg	1.44 U	1.45 U	1.47 U	7.49 UJ	3.09 J
PCB-170	ng/kg	7,340 E	9,720 E	9,410 E	19,100 EJ	7,520 EJ
PCB-171/173	ng/kg	R	R	R	R	2,340 EJ
PCB-172	ng/kg	1,500 E	1,990 E	1,890 E	4,210 EJ	1,530 EJ
PCB-174	ng/kg	R	R	R	12,700 EJ	5,320 EJ
PCB-175	ng/kg	R	R	R	1,190 J	404 J
PCB-176	ng/kg	739 E	883 E	902 E	2,010 J	737 EJ
PCB-177	ng/kg	R	R	R	R	3,710 EJ
PCB-178	ng/kg	R	R	R	7,040 EJ	2,460 EJ
PCB-179	ng/kg	2,890 E	3,440 E	3,470 E	7,540 EJ	2,950 EJ
PCB-180/193	ng/kg	20,000 E	27,700 E	25,400 E	54,000 EJ	23,300 EJ
PCB-181	ng/kg	R	R	R	R	94.8 J
PCB-182	ng/kg	R	R	R	249 J	77.5 J
PCB-183/185	ng/kg	R	R	R	19,100 EJ	7,130 EJ
PCB-184	ng/kg	74.7	75.4	63.7	169 J	57.6 J
PCB-186	ng/kg	1.44 U	1.45 U	1.47 U	7.49 UJ	2.27 J
PCB-187	ng/kg	R	R	R	53,500 EJ	18,500 EJ
PCB-188	ng/kg	84.2	110	103	178 J	87.9 J
PCB-189	ng/kg	305	396	388	606 J	300 J
PCB-190	ng/kg	1,660 E	2,350 E	2,250 E	3,830 EJ	1,790 EJ
PCB-191	ng/kg	300	430	402	843 J	334 J
PCB-192	ng/kg	6.72	10	7.92	6.49 UJ	1.27 UJ
PCB-194	ng/kg	3,120 E	4,800 E	3,940 E	7,990 EJ	3,400 EJ
PCB-195	ng/kg	1,200 E	1,650 E	1,560 E	2,490 J	1,340 EJ
PCB-196	ng/kg	1,930 E	2,570 E	2,360 E	4,390 J	2,040 EJ
PCB-197/200	ng/kg	410	503	507	832 J	432 J
PCB-198/199	ng/kg	5,170 E	6,630 E	6,270 E	12,200 EJ	5,130 EJ
PCB-201	ng/kg	639	784	766	1,280 J	632 BJ
PCB-202	ng/kg	1,750 E	2,190 E	2,120 E	3,990 J	1,760 EJ
PCB-203	ng/kg	3,710 E	4,950 E	4,440 E	8,450 EJ	3,810 EJ
PCB-204	ng/kg	9.71	11.7	10.2	16 J	8.38 J
PCB-205	ng/kg	162	230	219	373 J	171 J
PCB-206	ng/kg	2,410 E	3,020 E	2,820 E	5,750 EJ	2,130 EJ
PCB-207	ng/kg	270	331	299	565 J	227 J
PCB-208	ng/kg	844	1,010 E	1,010 E	2,070 J	682 J
PCB-209	ng/kg	1,090 E	1,340 E	1,350 E	1,990 J	846 BJ
TOTAL PCB CONGENERS (209)	ng/kg	976,000 J	992,000	1,030,000	1,780,000 J	1,010,000 J
Semivolatiles						
1,2,4,5-TETRACHLOROBENZENE	ug/kg	330 U	330 U	330 U	330 U	320 U
1,2-DIPHENYLHYDRAZINE	ug/kg	330 U	330 U	330 U	330 U	320 U
1-METHYLNAPHTHALENE	ug/kg	5.3 U	5.2 U	5.3 U	13 U	13 U

Table C-7
White Perch (Whole Body) Analytical Results

Location ID: / Date Analyzed:	Units	NB03WWPC-COMP06 12/08/15	NB03WWPC-COMP07 12/09/15	NB03WWPC-COMP08 12/09/15	NB03WWPC-COMP09 10/01/15	NB03WWPN-COMP01 10/08/15
2,3,4,6-TETRACHLOROPHENOL	ug/kg	1,300 U	1,300 U	1,300 U	1,300 U	1,300 U
2,4,5-TRICHLOROPHENOL	ug/kg	330 U	330 U	330 U	330 U	320 U
2,4,6-TRICHLOROPHENOL	ug/kg	330 U	330 U	330 U	330 U	320 U
2,4-DICHLOROPHENOL	ug/kg	330 U	330 U	330 U	330 U	320 U
2,4-DIMETHYLPHENOL	ug/kg	330 U	330 U	330 U	330 U	320 U
2,4-DINITROPHENOL	ug/kg	5,900 U	5,900 U	5,900 U	6,000 U	5,800 U
2,4-DINITROTOLUENE	ug/kg	1,300 U	1,300 U	1,300 U	1,300 U	1,300 U
2,6-DINITROTOLUENE	ug/kg	330 U	330 U	330 U	330 U	320 U
2-CHLORONAPHTHALENE	ug/kg	130 U	130 U	130 U	130 UJ	130 U
2-CHLOROPHENOL	ug/kg	330 U	330 U	330 U	330 U	320 U
2-METHYLNAPHTHALENE	ug/kg	5.3 U	5.2 U	5.9 J	13 U	13 U
2-METHYLPHENOL (O-CRESOL)	ug/kg	330 U	330 U	330 U	330 U	320 U
2-NITROANILINE	ug/kg	330 U	330 U	330 U	330 U	320 U
2-NITROPHENOL	ug/kg	330 U	330 U	330 U	330 U	320 U
3,3'-DICHLOROBENZIDINE	ug/kg	2,000 U	2,000 U	2,000 U	2,000 U	1,900 U
3-NITROANILINE	ug/kg	1,300 U	1,300 U	1,300 U	1,300 U	1,300 U
4,6-DINITRO-2-METHYLPHENOL	ug/kg	3,300 U	3,300 U	3,300 U	3,300 U	3,200 U
4-BROMOPHENYL PHENYL ETHER	ug/kg	330 U	330 U	330 U	330 U	320 U
4-CHLORO-3-METHYLPHENOL	ug/kg	330 U	330 U	330 U	330 U	320 U
4-CHLOROANILINE	ug/kg	660 U	660 U	650 U	660 U	650 U
4-CHLOROPHENYL PHENYL ETHER	ug/kg	330 U	330 U	330 U	330 U	320 U
4-METHYLPHENOL (P-CRESOL)	ug/kg	330 U	330 U	330 U	330 U	320 U
4-NITROANILINE	ug/kg	1,300 U	1,300 U	1,300 U	1,300 U	1,300 U
4-NITROPHENOL	ug/kg	3,300 U	3,300 U	3,300 U	3,300 U	3,200 U
ACENAPHTHENE	ug/kg	5.3 U	5.2 U	6.2 J	13 U	13 U
ACENAPHTHYLENE	ug/kg	5.3 U	5.2 U	5.3 U	13 U	13 U
ACETOPHENONE	ug/kg	330 U	330 U	330 U	330 U	320 U
ANTHRACENE	ug/kg	5.3 U	5.2 U	5.3 U	13 U	13 U
ATRAZINE	ug/kg	660 U	660 U	650 U	660 U	650 U
BENZALDEHYDE	ug/kg	1,300 U	1,300 U	1,300 U	1,300 U	1,300 U
BENZIDINE	ug/kg	14,000 U	14,000 U	14,000 U	14,000 U	14,000 U
BENZO(A)ANTHRACENE	ug/kg	5.3 U	5.2 U	5.3 U	13 U	13 U
BENZO(A)PYRENE	ug/kg	5.3 U	5.2 U	5.3 U	13 U	13 U
BENZO(B)FLUORANTHENE	ug/kg	5.3 U	5.2 U	5.3 U	13 U	13 U
BENZO(G,H,I)PERYLENE	ug/kg	5.3 U	5.2 U	5.3 U	13 U	13 U
Benzo(j)+(k)Fluoranthene	ug/kg	5.3 U	5.2 U	5.3 U	13 U	13 U
BENZO[E]PYRENE	ug/kg	5.3 U	5.2 U	5.3 U	13 U	13 U
BENZOIC ACID	ug/kg	3,300 U	3,300 U	3,300 U	3,300 U	3,200 U
BENZYL BUTYL PHTHALATE	ug/kg	1,300 U	1,300 U	1,300 U	1,300 U	1,300 U
BIPHENYL (DIPHENYL)	ug/kg	330 U	330 U	330 U	330 U	320 U
BIS(2-CHLOROETHOXY) METHANE	ug/kg	330 U	330 U	330 U	330 U	320 U
BIS(2-CHLOROETHYL) ETHER (2-CHLOROETHYL ETHER	ug/kg	330 U	330 U	330 U	330 U	320 U
BIS(2-CHLOROISOPROPYL) ETHER	ug/kg	330 U	330 U	330 U	330 U	320 U
BIS(2-ETHYLHEXYL) PHTHALATE	ug/kg	1,300 U	1,300 U	1,300 U	1,300 U	1,300 U
C1-CHRYSENES	ug/kg	5.3 U	5.2 U	5.3 U	13 U	13 U

Table C-7
White Perch (Whole Body) Analytical Results

Location ID: / Date Analyzed:	Units	NB03WWPC-COMP06 12/08/15	NB03WWPC-COMP07 12/09/15	NB03WWPC-COMP08 12/09/15	NB03WWPC-COMP09 10/01/15	NB03WWPN-COMP01 10/08/15
C1-FLUORANTHENES/PYRENES	ug/kg	5.3 U	5.2 U	5.3 U	13 U	13 U
C1-FLUORENES	ug/kg	5.3 U	5.2 U	5.3 U	13 U	13 U
C1-NAPHTHALENES	ug/kg	5.3 U	5.2 U	6.8 J	13 U	13 U
C1-PHENANTHRENE/ANTHRACENE	ug/kg	5.3 U	5.2 U	5.3 U	13 U	13 U
C2-CHRYSENE	ug/kg	5.3 U	5.2 U	5.3 U	13 U	13 U
C2-FLUORANTHENES/PYRENE	ug/kg	5.3 U	5.2 U	5.3 U	13 U	13 U
C2-FLUORENES	ug/kg	5.3 U	5.2 U	5.3 U	13 U	13 U
C2-NAPHTHALENES	ug/kg	8.5 J	8.3 J	11 J	13 U	13 U
C2-PHENANTHRENE/ANTHRACENE	ug/kg	5.3 U	5.2 U	5.3 U	13 U	13 U
C3-CHRYSENE	ug/kg	5.3 U	5.2 U	5.3 U	13 U	13 U
C3-FLUORANTHENES/PYRENE	ug/kg	5.3 U	5.2 U	5.3 U	13 U	13 U
C3-FLUORENES	ug/kg	5.3 U	5.2 U	5.3 U	13 U	13 U
C3-NAPHTHALENES	ug/kg	6.9 J	5.5 J	7.8 J	13 U	13 U
C3-PHENANTHRENE/ANTHRACENE	ug/kg	5.3 U	5.2 U	5.3 U	13 U	13 U
C4-CHRYSENE	ug/kg	5.3 U	5.2 U	5.3 U	13 U	13 U
C4-NAPHTHALENES	ug/kg	5.3 U	5.2 U	5.3 U	13 U	13 U
C4-PHENANTHRENE/ANTHRACENE	ug/kg	5.3 U	5.2 U	5.3 U	13 U	13 U
CAPROLACTAM	ug/kg	660 U	660 U	650 U	660 U	650 U
CARBAZOLE	ug/kg	330 U	330 U	330 U	330 U	320 U
CHRYSENE	ug/kg	5.3 U	5.2 U	5.3 U	13 U	13 U
DIBENZ(A,H)ANTHRACENE	ug/kg	5.3 U	5.2 U	5.3 U	13 U	13 U
DIBENZOFURAN	ug/kg	330 U	330 U	330 U	330 U	320 U
DIETHYL PHTHALATE	ug/kg	1,300 U	1,300 U	1,300 U	1,300 U	1,300 U
DIMETHYL PHTHALATE	ug/kg	1,300 U	1,300 U	1,300 U	1,300 U	1,300 U
DI-N-BUTYL PHTHALATE	ug/kg	1,300 U	1,300 U	1,300 U	1,300 U	1,300 U
DI-N-OCTYLPHTHALATE	ug/kg	1,300 U	1,300 U	1,300 U	1,300 U	1,300 U
FLUORANTHENE	ug/kg	5.3 U	5.2 U	5.3 U	13 U	13 J
FLUORENE	ug/kg	5.3 U	5.2 U	5.3 U	13 U	13 U
HEXACHLOROBUTADIENE	ug/kg	330 U	330 U	330 U	330 U	320 U
HEXACHLOROCYCLOPENTADIENE	ug/kg	3,300 U	3,300 U	3,300 U	3,300 U	3,200 U
HEXACHLOROETHANE	ug/kg	660 U	660 U	650 U	660 U	650 U
INDENO(1,2,3-C,D)PYRENE	ug/kg	5.3 U	5.2 U	5.3 U	13 U	13 U
ISOPHORONE	ug/kg	330 U	330 U	330 U	330 U	320 U
NAPHTHALENE	ug/kg	5.3 U	5.2 U	5.3 U	13 U	95
NITROBENZENE	ug/kg	330 U	330 U	330 U	330 U	320 U
N-NITROSODI-N-PROPYLAMINE	ug/kg	330 U	330 U	330 U	330 U	320 U
N-NITROSODIPHENYLAMINE	ug/kg	330 U	330 U	330 U	330 U	320 U
PENTACHLOROPHENOL	ug/kg	660 U	660 U	650 U	660 U	650 U
PERYLENE	ug/kg	5.3 U	5.2 U	5.3 U	13 U	13 U
PHENANTHRENE	ug/kg	6.1 J	5.2 U	6.5 J	13 U	17 J
PHENOL	ug/kg	330 U	330 U	330 U	330 U	320 U
PYRENE	ug/kg	5.3 U	5.2 U	5.3 U	13 U	13 U
PYRIDINE	ug/kg	1,300 U	1,300 U	1,300 U	1,300 U	1,300 U
TOTAL HMW PAHs	ug/kg	5.3 U	5.2 U	5.3 U	13 U	13 J
TOTAL LMW PAHs	ug/kg	6.1 J	5.2 U	18.6 J	13 U	112 J

Table C-7
White Perch (Whole Body) Analytical Results

Location ID: / Date Analyzed:	Units	NB03WWPC-COMP06 12/08/15	NB03WWPC-COMP07 12/09/15	NB03WWPC-COMP08 12/09/15	NB03WWPC-COMP09 10/01/15	NB03WWPN-COMP01 10/08/15
TOTAL PAHs	ug/kg	6.1 J	5.2 U	18.6 J	13 U	125 J
Physical Parameters						
MOISTURE (WATER) CONTENT	%	240	324	237	308	342
PERCENT MOISTURE	%	70.6	76.4	70.3	75.5	77.4

Table C-7
White Perch (Whole Body) Analytical Results

Location ID: / Date Analyzed:	Units	NB03WWPN-COMP02 10/08/15	NB03WWPN-COMP03 10/08/15	NB03WWPN-COMP04 10/08/15	NB03WWPN-COMP05 10/08/15	NB03WWPN-COMP06 10/08/15
Dioxins/Furans						
1,2,3,4,6,7,8-HEPTACHLORODIBENZOFURAN	ng/kg	4.01 JB	5.93 B	6.65 B	3.89 JB	5.42 B
1,2,3,4,6,7,8-HEPTACHLORODIBENZO-P-DIOXIN	ng/kg	0.53 JB	0.401 JB	0.825 JB	0.677 JB	0.623 JB
1,2,3,4,7,8,9-HEPTACHLORODIBENZOFURAN	ng/kg	0.116 JBQ	0.123 JBQ	0.112 U	0.108 U	0.116 JBQ
1,2,3,4,7,8-HEXACHLORODIBENZOFURAN	ng/kg	1.02 J	2.22 J	2.22 J	1.76 J	2.09 J
1,2,3,4,7,8-HEXACHLORODIBENZO-P-DIOXIN	ng/kg	0.307 JBQ	0.349 JBQ	0.463 JBQ	0.443 JBQ	0.27 JB
1,2,3,6,7,8-HEXACHLORODIBENZOFURAN	ng/kg	1.5 JB	2.59 JB	3.25 JB	2.1 JB	2.54 JB
1,2,3,6,7,8-HEXACHLORODIBENZO-P-DIOXIN	ng/kg	0.752 JBQ	0.897 JBQ	1.03 JBQ	1.27 JB	0.902 JBQ
1,2,3,7,8,9-HEXACHLORODIBENZOFURAN	ng/kg	0.0996 JBQ	0.0834 JB	0.0638 JBQ	0.0566 U	0.0903 JBQ
1,2,3,7,8,9-HEXACHLORODIBENZO-P-DIOXIN	ng/kg	0.0776 J	0.104 JQ	0.205 JQ	0.216 JQ	0.143 J
1,2,3,7,8-PENTACHLORODIBENZOFURAN	ng/kg	3.5 JB	4.31 JB	4.8 JB	4.18 JB	1.02 JCQ
1,2,3,7,8-PENTACHLORODIBENZO-P-DIOXIN	ng/kg	1.17 JBQ	1.12 JB	1.42 JBQ	1.85 JBQ	1.29 JBQ
2,3,4,6,7,8-HEXACHLORODIBENZOFURAN	ng/kg	0.215 JB	0.237 JBQ	0.282 JB	0.297 JB	0.265 JB
2,3,4,7,8-PENTACHLORODIBENZOFURAN	ng/kg	4.22 JB	5.24 C	5.11 C	5.3 CQ	6.63 C
2,3,7,8-TETRACHLORODIBENZOFURAN	ng/kg	5.78 C	6.11 C	8 C	7.95 C	4.08 C
2,3,7,8-TETRACHLORODIBENZO-P-DIOXIN	ng/kg	19.3 B	48.7 B	83 B	86.3 B	57.6 B
OCTACHLORODIBENZOFURAN	ng/kg	0.203 JBQ	0.219 JB	0.166 JB	0.228 JBQ	0.201 JBQ
OCTACHLORODIBENZO-P-DIOXIN	ng/kg	1.64 JB	1.03 JB	1.63 JB	1.61 JB	1.27 JB
PERCENT LIPIDS	%	1.6	1.9	2.7	1.8	2
Metals						
ALUMINUM	mg/kg	6.27 B	6.75 B	5.44 U	6.08 B	8.56 B
ANTIMONY	mg/kg	0.0653 U	0.0647 U	0.0641 U	0.066 U	0.0653 U
ARSENIC	mg/kg	0.422	0.354 B	0.388 B	0.407	0.453
BARIUM	mg/kg	2.15	0.883	1.55	1.66	1.38
BERYLLIUM	mg/kg	0.0141 U	0.0139 U	0.0138 U	0.0142 U	0.0141 U
CADMIUM	mg/kg	0.0455 U	0.0451 U	0.0447 U	0.046 U	0.0455 U
CALCIUM	mg/kg	18,700	16,000	17,300	17,700	21,100
CHROMIUM	mg/kg	0.364 B	0.098 U	0.145 B	0.662	0.099 U
COBALT	mg/kg	0.0198 U	0.0196 U	0.0194 U	0.02 U	0.0212 B
COPPER	mg/kg	2.26	3.96	6.58	8.89	9.09
IRON	mg/kg	30.4	25.5	24.1	37	37.6
LEAD	mg/kg	0.159 B	0.188 B	0.178 B	0.183 B	0.256
MAGNESIUM	mg/kg	521	439	503	563	664
MANGANESE	mg/kg	4.22	3.12	2.99	3.22	3.61
MERCURY	ng/g	70.1	94.4	94.9	101	107
METHYL MERCURY	ng/g	93.2	188	140	160	145
NICKEL	mg/kg	0.186 U	0.184 U	0.183 U	0.188 U	0.186 U
POTASSIUM	mg/kg	2,930	2,670	2,560	3,200	3,760
SELENIUM	mg/kg	0.774	0.813	0.893	0.875	0.902
SILVER	mg/kg	0.0695 B	0.122	0.113	0.157	0.179
SODIUM	mg/kg	1,680	1,570	1,570	1,880	2,250
THALLIUM	mg/kg	0.0297 U	0.0294 U	0.0291 U	0.03 U	0.0297 U
TITANIUM	mg/kg	0.168 U	0.167 U	0.165 U	0.267 B	0.219 B
VANADIUM	mg/kg	0.215	0.162	0.0941 B	0.092 B	0.114
ZINC	mg/kg	30.5	26.2	23.8	27.8	29.6

Table C-7
White Perch (Whole Body) Analytical Results

Location ID: / Date Analyzed:	Units	NB03WWPN-COMP02 10/08/15	NB03WWPN-COMP03 10/08/15	NB03WWPN-COMP04 10/08/15	NB03WWPN-COMP05 10/08/15	NB03WWPN-COMP06 10/08/15
Butyltins						
DIBUTYLTIN	ug/kg	R	R	R	R	R
MONOBUTYLTIN	ug/kg	R	R	R	R	R
TETRA-N-BUTYLTIN	ug/kg	R	R	R	R	R
TRIBUTYLTIN	ug/kg	R	R	R	R	R
Aroclor PCBs						
AROCLOR 1016	ug/kg	7.1 U	36 U	36 U	36 U	35 U
AROCLOR 1221	ug/kg	9 U	46 U	46 U	45 U	45 U
AROCLOR 1232	ug/kg	16 U	80 U	80 U	79 U	78 U
AROCLOR 1242	ug/kg	6.5 U	33 U	33 U	33 U	32 U
AROCLOR 1248	ug/kg	330	910	780	870	630
AROCLOR 1254	ug/kg	420	830	830	930	950
AROCLOR 1260	ug/kg	220 PJ	350 PJ	240	260	300 PJ
AROCLOR 1262	ug/kg	6.5 U	33 U	33 U	33 U	32 U
AROCLOR 1268	ug/kg	6.5 U	33 U	33 U	33 U	32 U
TOTAL AROCLOR PCBs (SUM OF 7 AROCLORS)	ug/kg	970 J	2,090 J	1,850	2,060	1,880 J
TOTAL AROCLOR PCBs (SUM OF 9 AROCLORS)	ug/kg	970 J	2,090 J	1,850	2,060	1,880 J
Pesticides						
2,4'-DDD	pg/g	100,000 JD	17,900 JD	40,100 JD	75,400 JD	36,100 JD
2,4'-DDE	pg/g	12,200 J	11,800 J	9,260 J	13,600 JD	9,940 J
2,4'-DDT	pg/g	22,100 JD	437 J	1,960 J	10,700 J	992 J
4,4'-DDD	pg/g	259,000 JD	56,800 JD	111,000 JD	180,000 JD	124,000 JD
4,4'-DDE	pg/g	151,000 JBD	115,000 JBD	144,000 JBD	157,000 JBD	152,000 JBD
4,4'-DDT	pg/g	59,900 JBD	2,550 JB	8,550 JB	34,100 JBD	5,650 JB
ALDRIN	pg/g	51.2 J	46.5 J	124 J	96.8 J	99.2 J
ALPHA BHC	pg/g	26.4 J	30.7 J	108 J	48.4 J	6.4 UJ
ALPHA ENDOSULFAN	pg/g	57.4 UJ	57.4 UJ	R	57.4 UJ	57.4 UJ
BETA BHC	pg/g	21.3 J	11.1 UJ	63.1 J	34.4 J	11.1 UJ
BETA ENDOSULFAN	pg/g	58.3 UJ	58.3 UJ	58.3 UJ	58.3 UJ	58.3 UJ
CIS-CHLORDANE	pg/g	25,400 JD	34,000 JD	41,500 JD	54,200 JD	56,900 JD
CIS-NONACHLOR	pg/g	10,200 J	10,700 J	16,400 J	15,900 J	15,500 J
DELTA BHC	pg/g	5.08 UJ	5.08 UJ	5.08 UJ	5.08 UJ	5.08 UJ
DIELDRIN	pg/g	9,020 J	10,200 J	16,700 J	14,900 JD	17,400 J
ENDOSULFAN SULFATE	pg/g	63.3 UJ	63.3 UJD	102 J	63.3 UJ	63.3 UJ
ENDRIN	pg/g	13.9 UJ	13.9 UJ	61 J	13.9 UJ	57.1 J
ENDRIN ALDEHYDE	pg/g	131 UJ	131 UJ	131 UJ	131 UJ	131 UJ
ENDRIN KETONE	pg/g	76 UJ	163 J	76 UJ	76 UJ	76 UJ
GAMMA BHC (LINDANE)	pg/g	31.5 J	36.3 J	42.7 J	46.2 J	46.9 J
HEPTACHLOR	pg/g	32.8 J	23.8 J	24.2 J	22.4 J	22.6 J
HEPTACHLOR EPOXIDE	pg/g	1,720 J	1,940 J	3,440 J	3,780 J	2,610 J
HEXACHLOROBENZENE	pg/g	1,380 JB	2,010 JB	2,620 JB	2,980 JB	2,360 JB
METHOXYCHLOR	pg/g	38.9 UJ	38.9 UJ	38.9 UJ	38.9 UJ	38.9 UJ
MIREX	pg/g	364 J	214 J	337 J	527 J	280 J
OXYCHLORDANE	pg/g	3,410 J	3,060 J	4,460 J	6,580 J	4,440 J
TRANS-CHLORDANE	pg/g	6,110 J	6,610 J	12,900 J	12,400 J	10,500 J

Table C-7
White Perch (Whole Body) Analytical Results

Location ID: / Date Analyzed:	Units	NB03WWPN-COMP02 10/08/15	NB03WWPN-COMP03 10/08/15	NB03WWPN-COMP04 10/08/15	NB03WWPN-COMP05 10/08/15	NB03WWPN-COMP06 10/08/15
TRANS-HEPTACHLOR EPOXIDE	pg/g	17 UJ	17 UJ	17 UJ	17 UJ	17 UJ
TRANS-NONACHLOR	pg/g	31,000 JD	30,900 JD	48,500 JD	38,600 JD	47,900 JD
TOTAL ALPHA + GAMMA CHLORDANE	pg/g	31,500 J	40,600 J	54,400 J	66,600 J	67,400 J
TOTAL DDT (2,4)	pg/g	134,000 J	30,100 J	51,300 J	99,700 J	47,000 J
TOTAL DDT (4,4)	pg/g	470,000 J	174,000 J	264,000 J	371,000 J	282,000 J
TOTAL DDT (2,4 & 4,4)	pg/g	604,000 J	204,000 J	315,000 J	471,000 J	329,000 J
PCB Congeners						
PCB-1	ng/kg	61.1 J	74 J	131 J	99.8 J	104 JB
PCB-2	ng/kg	3.53 J	3.89 J	7.64 J	5.91 J	4.45 J
PCB-3	ng/kg	7.67 J	R	R	R	1.08 UJ
PCB-4	ng/kg	774 EJ	994 J	1,990 EJ	1,450 J	1,190 BEJ
PCB-5	ng/kg	4.85 J	8.64 J	15.8 J	14.7 J	12 J
PCB-6	ng/kg	209 J	464 J	591 J	539 J	422 EJ
PCB-7	ng/kg	19.3 BJ	32 BJ	52.3 BJ	42.7 BJ	32.8 J
PCB-8	ng/kg	535 BEJ	888 BJ	1,400 BJ	1,180 BJ	964 BEJ
PCB-9	ng/kg	33.4 J	64.2 J	105 J	86.9 J	68.1 J
PCB-10	ng/kg	88.4 J	100 J	180 J	144 J	146 J
PCB-11	ng/kg	269 BJ	140 BJ	237 BJ	218 BJ	58.8 BJ
PCB-12/13	ng/kg	25.5 J	34.4 J	44 J	42.4 J	23.4 J
PCB-14	ng/kg	0.793 UJ	3.84 UJ	3.87 UJ	3.96 UJ	0.784 UJ
PCB-15	ng/kg	41.8 BJ	33.4 BJ	42.9 BJ	34.4 BJ	1.57 UJ
PCB-16	ng/kg	R	R	R	R	3,850 EJ
PCB-17	ng/kg	3,050 EJ	7,560 EJ	8,420 EJ	8,290 EJ	7,530 EJ
PCB-18/30	ng/kg	4,580 EJ	11,700 EJ	13,400 EJ	13,400 EJ	12,100 BEJ
PCB-19	ng/kg	830 EJ	1,100 J	1,720 EJ	1,580 EJ	1,210 EJ
PCB-20/28	ng/kg	21,500 BEJ	49,700 BEJ	49,100 BEJ	51,300 BEJ	39,700 BEJ
PCB-21/33	ng/kg	2,900 EJ	5,920 EJ	7,670 EJ	7,750 EJ	5,180 EJ
PCB-22	ng/kg	3,840 EJ	9,270 EJ	9,380 EJ	9,820 EJ	7,070 BEJ
PCB-23	ng/kg	12.1 J	20.8 J	25 J	28.7 J	18.7 J
PCB-24	ng/kg	0.991 UJ	128 J	161 J	155 J	109 J
PCB-25	ng/kg	1,920 EJ	10,000 EJ	5,820 EJ	6,250 EJ	4,090 EJ
PCB-26/29	ng/kg	3,400 EJ	14,600 EJ	8,660 EJ	10,700 EJ	7,440 EJ
PCB-27	ng/kg	897 EJ	1,400 J	1,690 EJ	1,810 EJ	R
PCB-31	ng/kg	10,600 EJ	27,500 EJ	25,400 EJ	25,500 EJ	16,700 BEJ
PCB-32	ng/kg	2,960 EJ	7,010 EJ	7,370 EJ	7,680 EJ	6,280 BEJ
PCB-34	ng/kg	123 J	439 J	382 J	374 J	305 EJ
PCB-35	ng/kg	0.892 UJ	4.31 UJ	4.36 UJ	4.46 UJ	0.881 UJ
PCB-36	ng/kg	0.793 UJ	3.84 UJ	3.87 UJ	3.96 UJ	0.784 UJ
PCB-37	ng/kg	369 EJ	572 J	739 J	651 J	268 J
PCB-38	ng/kg	9.72 J	55.7 J	50.5 J	52.3 J	41.5 J
PCB-39	ng/kg	82.6 J	219 J	211 J	196 J	169 J
PCB-40/71	ng/kg	12,900 EJ	32,100 EJ	27,600 EJ	28,100 EJ	27,500 EJ
PCB-41	ng/kg	4.16 UJ	R	R	R	1,960 EJ
PCB-42	ng/kg	8,750 EJ	R	R	R	19,700 EJ
PCB-43	ng/kg	1,110 EJ	2,850 J	2,610 J	2,840 J	2,760 EJ

Table C-7
White Perch (Whole Body) Analytical Results

Location ID: / Date Analyzed:	Units	NB03WWPN-COMP02 10/08/15	NB03WWPN-COMP03 10/08/15	NB03WWPN-COMP04 10/08/15	NB03WWPN-COMP05 10/08/15	NB03WWPN-COMP06 10/08/15
PCB-44/47/65	ng/kg	39,700 EJ	85,700 EJ	79,300 EJ	81,500 EJ	75,100 EJ
PCB-45	ng/kg	1,880 EJ	5,690 EJ	6,310 EJ	6,500 EJ	5,220 EJ
PCB-46	ng/kg	936 EJ	2,420 J	2,250 J	2,420 J	2,200 EJ
PCB-48	ng/kg	3,730 EJ	9,730 EJ	9,780 EJ	9,740 EJ	8,700 EJ
PCB-49/69	ng/kg	33,500 EJ	72,900 EJ	60,100 EJ	62,500 EJ	58,900 EJ
PCB-50/53	ng/kg	4,220 EJ	10,100 EJ	9,740 EJ	10,700 EJ	9,180 EJ
PCB-51	ng/kg	3,090 EJ	6,370 EJ	7,970 EJ	8,350 EJ	7,050 EJ
PCB-52	ng/kg	46,000 BEJ	98,000 BEJ	83,200 BEJ	88,700 BEJ	94,800 BEJ
PCB-54	ng/kg	150 J	269 J	505 J	472 J	254 J
PCB-55	ng/kg	1.19 UJ	R	R	R	324 J
PCB-56	ng/kg	10,800 EJ	R	R	R	16,300 EJ
PCB-57	ng/kg	146 J	R	R	R	375 J
PCB-58	ng/kg	149 J	R	R	R	299 J
PCB-60	ng/kg	5,290 EJ	8,950 EJ	7,100 EJ	8,490 EJ	8,400 EJ
PCB-61/70/74/76	ng/kg	73,400 EJ	129,000 EJ	112,000 EJ	112,000 EJ	97,800 EJ
PCB-62/75	ng/kg	2,540 EJ	6,440 J	5,920 J	6,240 J	5,870 EJ
PCB-63	ng/kg	1,860 EJ	R	R	R	3,260 EJ
PCB-64	ng/kg	13,700 EJ	31,200 EJ	27,900 EJ	28,400 EJ	29,500 EJ
PCB-66	ng/kg	45,900 BEJ	R	R	R	68,800 BEJ
PCB-67	ng/kg	775 EJ	2,210 J	2,070 J	1,980 J	1,570 EJ
PCB-68	ng/kg	488 J	R	R	R	879 EJ
PCB-72	ng/kg	617 EJ	R	R	R	1,080 EJ
PCB-73	ng/kg	1.39 UJ	291 J	289 J	343 J	182 J
PCB-77	ng/kg	1,540 EJ	3,290 EJ	3,160 EJ	3,540 EJ	2,280 EJ
PCB-78	ng/kg	1.59 UJ	7.67 UJ	7.74 UJ	7.93 UJ	1.57 UJ
PCB-79	ng/kg	228 J	578 J	565 J	563 J	652 EJ
PCB-80	ng/kg	1.09 UJ	5.27 UJ	5.32 UJ	9.09 J	1.08 UJ
PCB-81	ng/kg	70.3 J	167 J	118 J	154 J	134 J
PCB-82	ng/kg	3,270 EJ	R	R	R	8,520 EJ
PCB-83	ng/kg	1,690 EJ	R	R	R	5,190 EJ
PCB-84	ng/kg	5,680 EJ	12,200 EJ	11,000 EJ	11,600 EJ	18,400 EJ
PCB-85/116/117	ng/kg	8,000 EJ	15,200 EJ	12,300 EJ	13,500 EJ	21,200 EJ
PCB-86/87/97/109/119/125	ng/kg	21,000 EJ	37,600 EJ	34,400 EJ	36,300 EJ	60,800 EJ
PCB-88	ng/kg	2.18 UJ	10.5 UJ	10.6 UJ	10.9 UJ	2.15 UJ
PCB-89	ng/kg	346 J	858 J	663 J	737 J	945 EJ
PCB-90/101/113	ng/kg	44,200 EJ	R	R	R	104,000 BEJ
PCB-91	ng/kg	5,510 EJ	12,000 EJ	10,600 EJ	11,200 EJ	16,900 EJ
PCB-92	ng/kg	7,540 EJ	R	R	R	20,000 EJ
PCB-93/100	ng/kg	1,230 EJ	2,580 J	3,570 J	3,850 J	3,440 EJ
PCB-94	ng/kg	378 J	758 J	844 J	955 J	904 EJ
PCB-95	ng/kg	25,500 EJ	40,700 EJ	40,600 EJ	45,300 EJ	66,800 EJ
PCB-96	ng/kg	204 J	525 J	479 J	535 J	644 EJ
PCB-98/102	ng/kg	1,640 EJ	3,650 J	3,370 J	3,580 J	4,380 EJ
PCB-99	ng/kg	29,200 EJ	R	R	R	66,000 EJ
PCB-103	ng/kg	572 J	1,290 J	1,410 J	1,470 J	1,470 EJ

Table C-7
White Perch (Whole Body) Analytical Results

Location ID: / Date Analyzed:	Units	NB03WWPN-COMP02 10/08/15	NB03WWPN-COMP03 10/08/15	NB03WWPN-COMP04 10/08/15	NB03WWPN-COMP05 10/08/15	NB03WWPN-COMP06 10/08/15
PCB-104	ng/kg	95.3 J	179 J	309 J	370 J	224 J
PCB-105	ng/kg	14,200 EJ	20,700 EJ	18,700 EJ	20,700 EJ	29,100 EJ
PCB-106	ng/kg	1.68 UJ	8.15 UJ	8.23 UJ	8.42 UJ	1.67 UJ
PCB-107	ng/kg	4,590 EJ	6,500 EJ	5,620 EJ	6,160 EJ	7,100 EJ
PCB-108/124	ng/kg	1,480 EJ	2,500 J	2,250 J	2,520 J	3,330 EJ
PCB-110/115	ng/kg	41,400 EJ	64,100 EJ	66,700 EJ	68,300 EJ	122,000 BEJ
PCB-111	ng/kg	41 J	72.3 J	67.1 J	77.6 J	83 J
PCB-112	ng/kg	1.39 UJ	R	R	R	320 J
PCB-114	ng/kg	942 EJ	1,540 J	1,400 J	1,560 J	2,130 EJ
PCB-118	ng/kg	51,800 EJ	68,500 EJ	60,600 EJ	65,900 EJ	106,000 BEJ
PCB-120	ng/kg	217 J	369 J	365 J	360 J	446 J
PCB-121	ng/kg	28 J	42.4 J	60.2 J	70.2 J	66.6 J
PCB-122	ng/kg	302 J	778 J	5.81 UJ	723 J	723 EJ
PCB-123	ng/kg	1.68 UJ	1,510 J	1,290 J	1,370 J	1,870 EJ
PCB-126	ng/kg	1.59 UJ	R	R	R	R
PCB-127	ng/kg	68.5 J	98.8 J	124 J	118 J	R
PCB-128/166	ng/kg	5,920 EJ	7,660 EJ	7,500 EJ	7,660 EJ	12,800 EJ
PCB-129/138/163	ng/kg	60,100 EJ	68,800 EJ	69,700 EJ	71,100 EJ	104,000 EJ
PCB-130	ng/kg	2,620 EJ	R	R	R	5,340 EJ
PCB-131	ng/kg	319 J	R	R	R	768 EJ
PCB-132	ng/kg	8,730 EJ	R	R	R	20,400 EJ
PCB-133	ng/kg	917 EJ	1,360 J	1,360 J	1,380 J	1,760 EJ
PCB-134	ng/kg	1,520 EJ	R	R	R	3,290 EJ
PCB-135/151	ng/kg	10,200 EJ	17,100 EJ	18,400 EJ	19,600 EJ	29,300 EJ
PCB-136	ng/kg	2,540 EJ	4,620 EJ	4,600 EJ	5,200 EJ	7,500 EJ
PCB-137	ng/kg	1,810 EJ	R	R	R	5,640 EJ
PCB-139/140	ng/kg	775 J	R	R	R	1,850 EJ
PCB-141	ng/kg	5,710 EJ	7,840 EJ	8,910 EJ	9,500 EJ	13,900 EJ
PCB-142	ng/kg	1.68 UJ	R	R	R	13.2 J
PCB-143	ng/kg	3.27 UJ	R	R	R	206 J
PCB-144	ng/kg	1,240 EJ	R	R	R	3,760 EJ
PCB-145	ng/kg	9.47 J	7.67 UJ	17.6 J	19.9 J	37.5 J
PCB-146	ng/kg	8,630 EJ	R	R	R	15,000 EJ
PCB-147/149	ng/kg	28,100 EJ	R	R	R	51,700 BEJ
PCB-148	ng/kg	R	R	R	R	301 J
PCB-150	ng/kg	94.8 J	229 J	233 J	248 J	297 J
PCB-152	ng/kg	41.9 J	86.9 J	105 J	118 J	129 J
PCB-153/168	ng/kg	55,800 BEJ	R	R	R	89,500 BEJ
PCB-154	ng/kg	791 EJ	R	R	R	2,340 EJ
PCB-155	ng/kg	179 J	544 J	713 J	787 J	559 J
PCB-156/157	ng/kg	4,320 EJ	5,720 J	6,130 EJ	6,650 EJ	11,300 EJ
PCB-158	ng/kg	3,850 EJ	R	R	R	8,720 EJ
PCB-159	ng/kg	1.39 UJ	6.71 UJ	6.78 UJ	6.94 UJ	1.37 UJ
PCB-160	ng/kg	6.24 UJ	R	R	R	6.17 UJ
PCB-161	ng/kg	1.29 UJ	R	R	R	1.27 UJ

Table C-7
White Perch (Whole Body) Analytical Results

Location ID: / Date Analyzed:	Units	NB03WWPN-COMP02 10/08/15	NB03WWPN-COMP03 10/08/15	NB03WWPN-COMP04 10/08/15	NB03WWPN-COMP05 10/08/15	NB03WWPN-COMP06 10/08/15
PCB-162	ng/kg	377 J	501 J	466 J	513 J	883 EJ
PCB-164	ng/kg	2,060 EJ	R	R	R	4,910 EJ
PCB-165	ng/kg	30.4 J	R	R	R	49 J
PCB-167	ng/kg	1,700 EJ	R	R	R	4,300 EJ
PCB-169	ng/kg	1.49 UJ	7.19 UJ	7.26 UJ	7.43 UJ	7.9 J
PCB-170	ng/kg	8,430 EJ	11,900 EJ	11,900 EJ	11,800 EJ	14,100 EJ
PCB-171/173	ng/kg	2,840 EJ	R	R	R	3,830 EJ
PCB-172	ng/kg	1,880 EJ	R	R	R	2,610 EJ
PCB-174	ng/kg	5,560 EJ	R	R	R	8,690 EJ
PCB-175	ng/kg	449 J	R	R	R	688 EJ
PCB-176	ng/kg	736 EJ	R	R	R	1,190 EJ
PCB-177	ng/kg	5,010 EJ	R	R	R	5,700 EJ
PCB-178	ng/kg	R	R	R	R	3,810 EJ
PCB-179	ng/kg	2,820 EJ	4,500 EJ	4,380 EJ	4,990 EJ	4,460 EJ
PCB-180/193	ng/kg	24,600 EJ	32,900 EJ	35,000 EJ	33,900 EJ	38,000 EJ
PCB-181	ng/kg	95.6 J	R	R	R	196 J
PCB-182	ng/kg	R	R	R	R	132 J
PCB-183/185	ng/kg	7,730 EJ	R	R	R	11,300 EJ
PCB-184	ng/kg	41 J	74.4 J	85.9 J	73.8 J	76.6 J
PCB-186	ng/kg	1.49 UJ	R	R	R	4.76 J
PCB-187	ng/kg	19,300 EJ	R	R	R	26,600 EJ
PCB-188	ng/kg	60.3 J	96.9 J	113 J	108 J	102 J
PCB-189	ng/kg	324 J	490 J	481 J	505 J	655 EJ
PCB-190	ng/kg	1,760 EJ	2,520 J	2,710 J	2,710 J	3,160 EJ
PCB-191	ng/kg	361 J	R	R	R	614 EJ
PCB-192	ng/kg	1.29 UJ	R	R	R	8.97 J
PCB-194	ng/kg	3,710 EJ	5,920 EJ	5,770 EJ	5,870 EJ	6,000 EJ
PCB-195	ng/kg	1,400 EJ	2,250 J	2,000 J	2,130 J	2,020 EJ
PCB-196	ng/kg	2,090 EJ	3,310 J	3,120 J	3,200 J	3,660 EJ
PCB-197/200	ng/kg	421 J	665 J	619 J	689 J	634 J
PCB-198/199	ng/kg	5,370 EJ	R	R	R	9,120 EJ
PCB-201	ng/kg	711 J	1,100 J	903 J	1,040 J	947 BEJ
PCB-202	ng/kg	1,750 EJ	2,660 J	2,310 J	2,550 J	2,550 EJ
PCB-203	ng/kg	3,400 EJ	R	R	R	6,730 EJ
PCB-204	ng/kg	7.48 J	12.6 J	12.1 J	11.9 J	2.06 UJ
PCB-205	ng/kg	187 J	298 J	265 J	279 J	321 J
PCB-206	ng/kg	2,660 EJ	4,010 J	3,670 J	3,480 J	3,830 EJ
PCB-207	ng/kg	289 J	416 J	383 J	421 J	354 J
PCB-208	ng/kg	885 J	1,300 J	1,160 J	1,070 J	1,010 EJ
PCB-209	ng/kg	1,070 EJ	1,610 J	1,390 J	1,510 J	1,430 BEJ
TOTAL PCB CONGENERS (209)	ng/kg	958,000 J	1,140,000 J	1,060,000 J	1,110,000 J	1,900,000 J
Semivolatiles						
1,2,4,5-TETRACHLOROBENZENE	ug/kg	330 U	320 U	330 U	330 U	330 UJ
1,2-DIPHENYLHYDRAZINE	ug/kg	330 U	320 U	330 U	330 U	330 UJ
1-METHYLNAPHTHALENE	ug/kg	13 U	13 U	13 U	13 U	13 U

Table C-7
White Perch (Whole Body) Analytical Results

Location ID: / Date Analyzed:	Units	NB03WWPN-COMP02 10/08/15	NB03WWPN-COMP03 10/08/15	NB03WWPN-COMP04 10/08/15	NB03WWPN-COMP05 10/08/15	NB03WWPN-COMP06 10/08/15
2,3,4,6-TETRACHLOROPHENOL	ug/kg	1,300 U	1,300 U	1,300 U	1,300 U	1,300 UJ
2,4,5-TRICHLOROPHENOL	ug/kg	330 U	320 U	330 U	330 U	330 UJ
2,4,6-TRICHLOROPHENOL	ug/kg	330 U	320 U	330 U	330 U	330 UJ
2,4-DICHLOROPHENOL	ug/kg	330 U	320 U	330 U	330 U	330 UJ
2,4-DIMETHYLPHENOL	ug/kg	330 U	320 U	330 U	330 U	330 UJ
2,4-DINITROPHENOL	ug/kg	6,000 U	5,800 U	6,000 U	5,900 U	6,000 UJ
2,4-DINITROTOLUENE	ug/kg	1,300 U	1,300 U	1,300 U	1,300 U	1,300 UJ
2,6-DINITROTOLUENE	ug/kg	330 U	320 U	390 J	330 U	330 UJ
2-CHLORONAPHTHALENE	ug/kg	130 U	130 U	130 U	130 U	130 UJ
2-CHLOROPHENOL	ug/kg	330 U	320 U	330 U	330 U	330 UJ
2-METHYLNAPHTHALENE	ug/kg	13 U	13 U	13 U	13 U	13 U
2-METHYLPHENOL (O-CRESOL)	ug/kg	330 U	320 U	330 U	330 U	330 UJ
2-NITROANILINE	ug/kg	330 U	320 U	330 U	330 U	330 UJ
2-NITROPHENOL	ug/kg	330 U	320 U	330 U	330 U	330 UJ
3,3'-DICHLOROBENZIDINE	ug/kg	2,000 U	1,900 U	2,000 U	2,000 U	2,000 UJ
3-NITROANILINE	ug/kg	1,300 U	1,300 U	1,300 U	1,300 U	1,300 UJ
4,6-DINITRO-2-METHYLPHENOL	ug/kg	3,300 U	3,200 U	3,300 U	3,300 U	3,300 UJ
4-BROMOPHENYL PHENYL ETHER	ug/kg	330 U	320 U	330 U	330 U	330 UJ
4-CHLORO-3-METHYLPHENOL	ug/kg	330 U	320 U	330 U	330 U	330 UJ
4-CHLOROANILINE	ug/kg	660 U	650 U	670 U	650 U	660 UJ
4-CHLOROPHENYL PHENYL ETHER	ug/kg	330 U	320 U	330 U	330 U	330 UJ
4-METHYLPHENOL (P-CRESOL)	ug/kg	330 U	320 U	330 U	330 U	330 UJ
4-NITROANILINE	ug/kg	1,300 U	1,300 U	1,300 U	1,300 U	1,300 UJ
4-NITROPHENOL	ug/kg	3,300 U	3,200 U	3,300 U	3,300 U	3,300 UJ
ACENAPHTHENE	ug/kg	13 U	13 U	14 J	13 U	13 U
ACENAPHTHYLENE	ug/kg	13 U	13 U	13 U	13 U	13 U
ACETOPHENONE	ug/kg	330 U	320 U	330 U	330 U	330 UJ
ANTHRACENE	ug/kg	13 U	13 U	13 U	13 U	13 U
ATRAZINE	ug/kg	660 U	650 U	1,100 J	650 U	660 UJ
BENZALDEHYDE	ug/kg	1,300 U	1,300 U	1,300 U	1,300 U	1,300 UJ
BENZIDINE	ug/kg	14,000 U	14,000 U	14,000 U	14,000 U	14,000 UJ
BENZO(A)ANTHRACENE	ug/kg	13 U	13 U	13 U	13 U	13 U
BENZO(A)PYRENE	ug/kg	13 U	13 U	13 U	13 U	13 U
BENZO(B)FLUORANTHENE	ug/kg	13 U	13 U	13 U	13 U	13 U
BENZO(G,H,I)PERYLENE	ug/kg	13 U	13 U	13 U	13 U	13 U
Benzo(j)+(k)Fluoranthene	ug/kg	13 U	13 U	13 U	13 U	13 U
BENZO[E]PYRENE	ug/kg	13 U	13 U	13 U	13 U	13 U
BENZOIC ACID	ug/kg	3,300 U	3,200 U	3,300 U	3,300 U	3,300 UJ
BENZYL BUTYL PHTHALATE	ug/kg	1,300 U	1,300 U	1,600 J	1,300 U	1,300 UJ
BIPHENYL (DIPHENYL)	ug/kg	330 U	320 U	330 U	330 U	330 UJ
BIS(2-CHLOROETHOXY) METHANE	ug/kg	330 U	320 U	330 U	330 U	330 UJ
BIS(2-CHLOROETHYL) ETHER (2-CHLOROETHYL ETHER	ug/kg	330 U	320 U	330 U	330 U	330 UJ
BIS(2-CHLOROISOPROPYL) ETHER	ug/kg	330 U	320 U	330 U	330 U	330 UJ
BIS(2-ETHYLHEXYL) PHTHALATE	ug/kg	1,300 U	1,300 U	1,300 U	1,300 U	1,300 UJ
C1-CHRYSENES	ug/kg	13 U	13 U	13 U	13 U	13 U

Table C-7
White Perch (Whole Body) Analytical Results

Location ID: / Date Analyzed:	Units	NB03WWPN-COMP02 10/08/15	NB03WWPN-COMP03 10/08/15	NB03WWPN-COMP04 10/08/15	NB03WWPN-COMP05 10/08/15	NB03WWPN-COMP06 10/08/15
C1-FLUORANTHENES/PYRENES	ug/kg	13 U	13 U	13 U	13 U	13 U
C1-FLUORENES	ug/kg	13 U	13 U	13 U	13 U	13 U
C1-NAPHTHALENES	ug/kg	13 U	13 U	13 U	13 U	13 U
C1-PHENANTHRENE/ANTHRACENE	ug/kg	13 U	13 U	13 U	13 U	13 U
C2-CHRYSENE	ug/kg	13 U	13 U	13 U	13 U	13 U
C2-FLUORANTHENES/PYRENE	ug/kg	13 U	13 U	13 U	13 U	13 U
C2-FLUORENES	ug/kg	13 U	13 U	13 U	13 U	13 U
C2-NAPHTHALENES	ug/kg	13 U	13 U	22 J	16 J	13 U
C2-PHENANTHRENE/ANTHRACENE	ug/kg	13 U	13 U	13 U	13 U	13 U
C3-CHRYSENE	ug/kg	13 U	13 U	13 U	13 U	13 U
C3-FLUORANTHENES/PYRENE	ug/kg	13 U	13 U	13 U	13 U	13 U
C3-FLUORENES	ug/kg	13 U	13 U	13 U	13 U	13 U
C3-NAPHTHALENES	ug/kg	13 U	13 U	13 U	13 U	13 U
C3-PHENANTHRENE/ANTHRACENE	ug/kg	13 U	13 U	13 U	13 U	13 U
C4-CHRYSENE	ug/kg	13 U	13 U	13 U	13 U	13 U
C4-NAPHTHALENES	ug/kg	13 U	13 U	13 U	13 U	13 U
C4-PHENANTHRENE/ANTHRACENE	ug/kg	13 U	13 U	13 U	13 U	13 U
CAPROLACTAM	ug/kg	660 U	650 U	670 U	650 U	660 UJ
CARBAZOLE	ug/kg	330 U	320 U	330 U	330 U	330 UJ
CHRYSENE	ug/kg	13 U	13 U	13 U	13 U	13 U
DIBENZ(A,H)ANTHRACENE	ug/kg	13 U	13 U	13 U	13 U	13 U
DIBENZOFURAN	ug/kg	330 U	320 U	330 U	330 U	330 UJ
DIETHYL PHTHALATE	ug/kg	1,300 U	1,300 U	1,300 U	1,300 U	1,300 UJ
DIMETHYL PHTHALATE	ug/kg	1,300 U	1,300 U	1,300 U	1,300 U	1,300 UJ
DI-N-BUTYL PHTHALATE	ug/kg	1,300 U	1,300 U	1,600 J	1,300 U	1,300 UJ
DI-N-OCTYLPHTHALATE	ug/kg	1,300 U	1,300 U	1,300 U	1,300 U	1,300 UJ
FLUORANTHENE	ug/kg	13 U	13 U	15 J	13 U	13 U
FLUORENE	ug/kg	13 U	13 U	13 U	13 U	13 U
HEXACHLOROBUTADIENE	ug/kg	330 U	320 U	330 U	330 U	330 UJ
HEXACHLOROCYCLOPENTADIENE	ug/kg	3,300 U	3,200 U	3,300 U	3,300 U	3,300 UJ
HEXACHLOROETHANE	ug/kg	660 U	650 U	670 U	650 U	660 UJ
INDENO(1,2,3-C,D)PYRENE	ug/kg	13 U	13 U	13 U	13 U	13 U
ISOPHORONE	ug/kg	330 U	320 U	330 U	330 U	330 UJ
NAPHTHALENE	ug/kg	94	94	120	97	95
NITROBENZENE	ug/kg	330 U	320 U	330 U	330 U	330 UJ
N-NITROSODI-N-PROPYLAMINE	ug/kg	330 U	320 U	330 U	330 U	330 UJ
N-NITROSODIPHENYLAMINE	ug/kg	330 U	320 U	330 U	330 U	330 UJ
PENTACHLOROPHENOL	ug/kg	660 U	650 U	670 U	650 U	660 UJ
PERYLENE	ug/kg	13 U	13 U	13 U	13 U	13 U
PHENANTHRENE	ug/kg	17 J	16 J	23 J	18 J	14 J
PHENOL	ug/kg	330 U	320 U	330 U	330 U	330 UJ
PYRENE	ug/kg	13 U	13 U	13 U	13 U	13 U
PYRIDINE	ug/kg	1,300 U	1,300 U	1,300 U	1,300 U	1,300 UJ
TOTAL HMW PAHs	ug/kg	13 U	13 U	15 J	13 U	13 U
TOTAL LMW PAHs	ug/kg	111 J	110 J	157 J	115 J	109 J

Table C-7
White Perch (Whole Body) Analytical Results

Location ID: / Date Analyzed:	Units	NB03WWPN-COMP02 10/08/15	NB03WWPN-COMP03 10/08/15	NB03WWPN-COMP04 10/08/15	NB03WWPN-COMP05 10/08/15	NB03WWPN-COMP06 10/08/15
TOTAL PAHs	ug/kg	111 J	110 J	172 J	115 J	109 J
Physical Parameters						
MOISTURE (WATER) CONTENT	%	315	327	281	300	317
PERCENT MOISTURE	%	75.9	76.6	73.8	75	76

Table C-7
White Perch (Whole Body) Analytical Results

Location ID: Date Analyzed:	Units	NB03WWPN-COMP07 12/09/15	NB03WWPN-COMP08 12/07/15	NB03WWPN-COMP09 12/15/15	NB03WWPS-COMP01 10/12/15
Dioxins/Furans					
1,2,3,4,6,7,8-HEPTACHLORODIBENZOFURAN	ng/kg	3.68 JB	13.8 B	17.1 B	3.99 JB [4.51 JB]
1,2,3,4,6,7,8-HEPTACHLORODIBENZO-P-DIOXIN	ng/kg	0.994 JBQ	1.45 JB	2.01 JBQ	1.67 JB [1.05 JB]
1,2,3,4,7,8,9-HEPTACHLORODIBENZOFURAN	ng/kg	0.114 JBQ	0.173 JB	0.193 JBQ	0.103 U [0.0873 U]
1,2,3,4,7,8-HEXACHLORODIBENZOFURAN	ng/kg	3.52 J	5.58 BC	12.2 BC	1.04 JB [0.659 JB]
1,2,3,4,7,8-HEXACHLORODIBENZO-P-DIOXIN	ng/kg	0.85 JBQ	0.74 JBQ	2.01 JB	0.889 JBQ [0.46 JB]
1,2,3,6,7,8-HEXACHLORODIBENZOFURAN	ng/kg	3.92 JBCQ	4.86 JBCQ	4.18 JBCQ	3.03 JB [3.03 JB]
1,2,3,6,7,8-HEXACHLORODIBENZO-P-DIOXIN	ng/kg	1.65 JQ	1.86 JBQ	3.05 J	2.75 JQ [1.68 JQ]
1,2,3,7,8,9-HEXACHLORODIBENZOFURAN	ng/kg	0.0788 JB	0.211 JB	0.19 JBQ	0.0717 JBQ [0.0962 JBQ]
1,2,3,7,8,9-HEXACHLORODIBENZO-P-DIOXIN	ng/kg	0.228 JB	0.442 JBQ	0.816 JQ	0.617 J [0.403 J]
1,2,3,7,8-PENTACHLORODIBENZOFURAN	ng/kg	1.28 JBCQ	2.95 JC	4.68 JC	2.18 BCJ [4.16 JB]
1,2,3,7,8-PENTACHLORODIBENZO-P-DIOXIN	ng/kg	1.76 JBQ	0.159 U	0.182 U	4.69 JBQ [3.12 JB]
2,3,4,6,7,8-HEXACHLORODIBENZOFURAN	ng/kg	0.524 J	0.815 JB	1.27 JB	0.427 JBQ [0.242 JB]
2,3,4,7,8-PENTACHLORODIBENZOFURAN	ng/kg	8.96 BC	14.9 BC	21.8 BC	6.45 BCJ [3.05 JB]
2,3,7,8-TETRACHLORODIBENZOFURAN	ng/kg	7.86 C	13 C	18 C	13.2 CJ [6.31 CJ]
2,3,7,8-TETRACHLORODIBENZO-P-DIOXIN	ng/kg	203	38.2	171 J	8.04 J [4.33 J]
OCTACHLORODIBENZOFURAN	ng/kg	0.312 JBQ	0.594 JB	0.437 JB	0.129 JBQ [0.143 JBQ]
OCTACHLORODIBENZO-P-DIOXIN	ng/kg	1.39 JBQ	2.15 JB	2.3 JB	5.01 JB [2.96 JB]
PERCENT LIPIDS	%	3.8	4.5	6.8	4.5 [2.6]
Metals					
ALUMINUM	mg/kg	11.7 B	5.49 U	9.38 BJ	5.44 U [5.54 U]
ANTIMONY	mg/kg	0.0647 U	0.0653 U	0.0635 U	0.0641 U [0.0653 U]
ARSENIC	mg/kg	0.451	0.318 B	0.472 J	0.765 [0.545]
BARIUM	mg/kg	1.45	0.728	1.04 J	2.73 J [1.27 J]
BERYLLIUM	mg/kg	0.0139 U	0.0141 U	0.0137 U	0.0138 U [0.0141 U]
CADMIUM	mg/kg	0.0451 U	0.0455 U	0.0442 U	0.0447 U [0.0455 U]
CALCIUM	mg/kg	26,600	11,600	20,100 J	13,100 [10,900]
CHROMIUM	mg/kg	0.215 B	2.13 J	0.128 JB	0.897 [0.634]
COBALT	mg/kg	0.0196 U	0.0198 U	0.0192 U	0.0343 B [0.0222 B]
COPPER	mg/kg	9.27	19.6	39.5 J	34.4 [21.9]
IRON	mg/kg	19.4 B	29.1 J	15.3 JB	35.8 [25.5]
LEAD	mg/kg	0.285	0.0257 U	0.269 J	0.107 B [0.0772 B]
MAGNESIUM	mg/kg	679	410	520 J	629 [414]
MANGANESE	mg/kg	3.44	2.08	2.35 J	3.18 J [1.52 J]
MERCURY	ng/g	114	281	186	113 [102]
METHYL MERCURY	ng/g	123	327	312	97.4 [89.6]
NICKEL	mg/kg	0.184 U	0.186 U	0.181 U	0.183 U [0.186 U]
POTASSIUM	mg/kg	2,990	2,600	2,840 J	4,270 [3,060]
SELENIUM	mg/kg	1.35	1.17	1.78 J	2.06 [1.61]
SILVER	mg/kg	0.14	0.419	0.61 J	0.789 [0.535]
SODIUM	mg/kg	1,620	1,490	1,690 J	2,320 [1,720]
THALLIUM	mg/kg	0.0294 U	0.0297 U	0.0288 U	0.0291 U [0.0297 U]
TITANIUM	mg/kg	0.167 U	0.454 B	0.163 U	0.165 U [0.168 U]
VANADIUM	mg/kg	0.0294 U	0.078 B	0.0623 B	0.0291 U [0.0297 U]
ZINC	mg/kg	31	17.7	22.9 J	28.1 [20.1]

Table C-7
White Perch (Whole Body) Analytical Results

Location ID: Date Analyzed:	Units	NB03WWPN-COMP07 12/09/15	NB03WWPN-COMP08 12/07/15	NB03WWPN-COMP09 12/15/15	NB03WWPS-COMP01 10/12/15
Butyltins					
DIBUTYLTIN	ug/kg	1.2 U	1.3 U	1.3 U	1.3 U [1.3 U]
MONOBUTYLTIN	ug/kg	19 UCN	20 UCN	20 UCN	20 UCN [21 UCN]
TETRA-N-BUTYLTIN	ug/kg	1.6 U	1.7 U	1.7 U	1.7 U [1.7 U]
TRIBUTYLTIN	ug/kg	3.7	6.2	2.3	1.7 [1.9]
Aroclor PCBs					
AROCLOR 1016	ug/kg	35 U	36 U	71 U	35 U [35 U]
AROCLOR 1221	ug/kg	45 U	46 U	91 U	45 U [45 U]
AROCLOR 1232	ug/kg	78 U	79 U	160 U	78 U [78 U]
AROCLOR 1242	ug/kg	32 U	33 U	65 U	32 U [32 U]
AROCLOR 1248	ug/kg	910	1,700	2,100	510 [590]
AROCLOR 1254	ug/kg	920	1,400	2,200	850 PJ [980]
AROCLOR 1260	ug/kg	380	380	NA	290 [290]
AROCLOR 1262	ug/kg	32 U	33 U	65 U	32 U [32 U]
AROCLOR 1268	ug/kg	32 U	33 U	65 U	32 U [32 U]
TOTAL AROCLOR PCBs (SUM OF 7 AROCLORS)	ug/kg	2,210	3,480	4,300	1,650 J [1,860]
TOTAL AROCLOR PCBs (SUM OF 9 AROCLORS)	ug/kg	2,210	3,480	4,300	1,650 J [1,860]
Pesticides					
2,4'-DDD	pg/g	41,400 DJ	50,300 DJ	27,300 BD	198,000 DJ [229,000 DJ]
2,4'-DDE	pg/g	15,900 J	20,800	13,400 B	19,800 DJ [20,900 DJ]
2,4'-DDT	pg/g	1,490	1,360	859	35,000 BDJ [43,000 BDJ]
4,4'-DDD	pg/g	136,000 DJ	155,000 DJ	102,000 BD	459,000 BDJ [524,000 BDJ]
4,4'-DDE	pg/g	225,000 BD	271,000 BD	225,000 BD	214,000 BDJ [237,000 BDJ]
4,4'-DDT	pg/g	8,400 B	6,220	6,540 B	98,300 BDJ [120,000 BDJ]
ALDRIN	pg/g	120	189	183	77.4 J [73.3 J]
ALPHA BHC	pg/g	164	264	439	196 BJ [188 BJ]
ALPHA ENDOSULFAN	pg/g	57.4 UJ	57.4 U	57.4 U	57.4 UJ [57.4 UJ]
BETA BHC	pg/g	84	126	184	104 BJ [98 BJ]
BETA ENDOSULFAN	pg/g	58.3 U	58.3 U	58.3 U	58.3 UJ [58.3 UJ]
CIS-CHLORDANE	pg/g	93,300 D	85,900 D	73,500 D	42,300 BDJ [42,800 BDJ]
CIS-NONACHLOR	pg/g	20,300	27,300 D	28,700 D	16,900 J [17,300 J]
DELTA BHC	pg/g	7.51 J	5.08 U	5.08 U	5.08 UJ [5.08 UJ]
DIELDRIN	pg/g	22,500 D	9,530 J	10,700	24,500 BDJ [23,700 BDJ]
ENDOSULFAN SULFATE	pg/g	63.3 U	53.1 J	63.3 U	63.3 UDJ [63.3 UJ]
ENDRIN	pg/g	13.9 U	13.9 U	109	270 J [215 J]
ENDRIN ALDEHYDE	pg/g	131 U	131 U	131 U	131 UJ [131 UJ]
ENDRIN KETONE	pg/g	76 U	719	76 U	76 UJ [76 UJ]
GAMMA BHC (LINDANE)	pg/g	52.2	74.1	91.2	68.7 J [62 J]
HEPTACHLOR	pg/g	32.5 UJ	46.1 J	37.4 J	32.5 UJ [20.1 J]
HEPTACHLOR EPOXIDE	pg/g	6,080	4,710	8,750	4,970 J [4,800 J]
HEXACHLOROBENZENE	pg/g	4,950 B	2,920 B	6,210 B	1,260 BJ [1,240 BJ]
METHOXYCHLOR	pg/g	38.9 UJ	38.9 UJ	38.9 UJ	38.9 UJ [38.9 UJ]
MIREX	pg/g	437	593 J	692	1,460 J [1,500 J]
OXYCHLORDANE	pg/g	7,010	7,010	12,300	7,930 J [7,910 J]
TRANS-CHLORDANE	pg/g	20,600 B	19,000	22,900	7,350 J [7,520 J]

Table C-7
White Perch (Whole Body) Analytical Results

Location ID: / Date Analyzed:	Units	NB03WWPN-COMP07 12/09/15	NB03WWPN-COMP08 12/07/15	NB03WWPN-COMP09 12/15/15	NB03WWPS-COMP01 10/12/15
TRANS-HEPTACHLOR EPOXIDE	pg/g	17 U	17 U	17 U	17 UJ [17 UJ]
TRANS-NONACHLOR	pg/g	60,600 D	65,800 D	66,100 D	44,300 DJ [45,500 DJ]
TOTAL ALPHA + GAMMA CHLORDANE	pg/g	114,000	105,000	96,400	49,700 J [50,300 J]
TOTAL DDT (2,4)	pg/g	58,800 J	72,500 J	41,600	253,000 J [293,000 J]
TOTAL DDT (4,4)	pg/g	369,000 J	432,000 J	334,000	771,000 J [881,000 J]
TOTAL DDT (2,4 & 4,4)	pg/g	428,000 J	505,000 J	375,000	1,020,000 J [1,170,000 J]
PCB Congeners					
PCB-1	ng/kg	182 B	169	191 B	176 BJ [145 BJ]
PCB-2	ng/kg	5.96 B	11	9.58 J	7.91 BJ [7.09 JB]
PCB-3	ng/kg	11.1	19.7 JB	5.47 U	1.05 UJ [5.42 UJ]
PCB-4	ng/kg	2,550 E	2,850 E	3,510 EJ	2,030 BEJ [1,420 BJ]
PCB-5	ng/kg	20	34.2	23.3 J	9.19 J [8.5 J]
PCB-6	ng/kg	802 E	2,740 E	1,040 J	429 BEJ [306 BJ]
PCB-7	ng/kg	60.3	143	99.5	34.4 J [24.8 J]
PCB-8	ng/kg	2,030 BE	3,390 BE	2,480 BEJ	873 BEJ [647 BJ]
PCB-9	ng/kg	150	253	201	58.5 J [40.3 J]
PCB-10	ng/kg	238	265	357 J	215 J [173 J]
PCB-11	ng/kg	105	239 B	302 J	212 BJ [145 BJ]
PCB-12/13	ng/kg	26.6	92.3	82.3	37.9 J [27.9 J]
PCB-14	ng/kg	0.779 U	3.82 U	3.98 U	0.765 UJ [3.94 UJ]
PCB-15	ng/kg	1.56 U	120 B	223 BJ	61.9 BJ [42.1 BJ]
PCB-16	ng/kg	7,220 BE	8,420 E	9,640 EJ	2,380 EJ [1,670 EJ]
PCB-17	ng/kg	11,000 BE	16,600 E	15,500 EJ	4,870 BEJ [3,670 BEJ]
PCB-18/30	ng/kg	18,800 E	29,700 BE	26,500 EJ	8,800 BEJ [6,690 BEJ]
PCB-19	ng/kg	2,360 E	2,610 E	3,280 EJ	1,260 EJ [923 J]
PCB-20/28	ng/kg	48,100 BE	81,900 E	71,000 BEJ	22,700 BEJ [12,800 BEJ]
PCB-21/33	ng/kg	8,340 E	9,820 E	9,890 EJ	3,140 EJ [2,500 J]
PCB-22	ng/kg	9,900 BE	13,500 E	12,000 BEJ	3,300 BEJ [2,550 BEJ]
PCB-23	ng/kg	26.5	27.7	26.3	13.9 J [12 J]
PCB-24	ng/kg	0.974 U	4.78 U	4.97 U	0.956 UJ [58.9 J]
PCB-25	ng/kg	3,780 E	17,500 E	9,030 EJ	2,700 EJ [1,930 EJ]
PCB-26/29	ng/kg	7,410 E	23,400 E	12,900 EJ	5,480 EJ [4,030 EJ]
PCB-27	ng/kg	2,290 E	2,950 E	3,200 EJ	1,990 EJ [1,530 EJ]
PCB-31	ng/kg	25,300 BE	54,100 E	39,600 BEJ	14,800 BEJ [9,100 BEJ]
PCB-32	ng/kg	9,040 BE	12,700 E	11,400 BEJ	3,850 BEJ [2,710 BEJ]
PCB-34	ng/kg	273	806	539 J	155 J [123 J]
PCB-35	ng/kg	0.876 U	4.3 U	4.47 U	0.86 UJ [4.43 UJ]
PCB-36	ng/kg	0.779 U	3.82 U	3.98 U	0.765 UJ [3.94 UJ]
PCB-37	ng/kg	368 E	1,970 E	2,490 EJ	706 EJ [456 J]
PCB-38	ng/kg	26.1	42.3	51.6	21.5 J [17.5 J]
PCB-39	ng/kg	155	372	351 J	116 J [74.7 J]
PCB-40/71	ng/kg	27,300 E	57,200 E	49,300 EJ	16,400 EJ [12,600 EJ]
PCB-41	ng/kg	2,410 E	3,120 E	2,430 J	1,180 EJ [1,030 J]
PCB-42	ng/kg	18,100 E	42,800 E	36,500 EJ	10,800 EJ [8,710 EJ]
PCB-43	ng/kg	3,000 E	5,780 E	5,030 EJ	1,460 EJ [1,320 J]

Table C-7
White Perch (Whole Body) Analytical Results

Location ID: Date Analyzed:	Units	NB03WWPN-COMP07 12/09/15	NB03WWPN-COMP08 12/07/15	NB03WWPN-COMP09 12/15/15	NB03WWPS-COMP01 10/12/15
PCB-44/47/65	ng/kg	79,200 E	148,000 E	142,000 EJ	53,200 BEJ [37,200 BEJ]
PCB-45	ng/kg	5,650 E	9,790 E	9,730 EJ	2,520 EJ [2,240 J]
PCB-46	ng/kg	2,460 E	4,500 E	4,000 EJ	1,370 EJ [1,080 J]
PCB-48	ng/kg	10,300 E	17,500 E	17,000 EJ	5,830 EJ [4,380 EJ]
PCB-49/69	ng/kg	54,300 E	127,000 E	106,000 EJ	49,300 BEJ [33,200 BEJ]
PCB-50/53	ng/kg	10,900 E	18,600 E	16,900 EJ	7,440 EJ [5,990 EJ]
PCB-51	ng/kg	11,800 E	10,400 E	13,600 EJ	4,810 EJ [3,670 EJ]
PCB-52	ng/kg	73,500 BE	173,000 BE	144,000 EJ	73,300 BEJ [46,800 BEJ]
PCB-54	ng/kg	748 E	402	866 J	208 J [144 J]
PCB-55	ng/kg	391	1,380	5.96 U	1.15 UJ [159 J]
PCB-56	ng/kg	18,600 E	41,600 E	34,000 EJ	13,200 EJ [10,200 EJ]
PCB-57	ng/kg	247	811	618 J	1.05 UJ [202 J]
PCB-58	ng/kg	225	821	621	209 J [170 J]
PCB-60	ng/kg	9,020 E	15,500 E	13,300 EJ	5,840 EJ [4,910 EJ]
PCB-61/70/74/76	ng/kg	105,000 E	229,000 E	192,000 EJ	90,400 BEJ [54,300 BEJ]
PCB-62/75	ng/kg	6,030 E	11,700 E	11,400 EJ	3,760 EJ [2,940 J]
PCB-63	ng/kg	2,940 E	7,800 E	6,020 EJ	2,370 EJ [1,870 J]
PCB-64	ng/kg	27,700 E	57,500 E	51,400 BEJ	17,800 BEJ [13,000 BEJ]
PCB-66	ng/kg	69,300 BE	147,000 E	123,000 BEJ	58,600 BEJ [35,600 BEJ]
PCB-67	ng/kg	1,790 E	4,140 E	3,590 EJ	959 EJ [727 J]
PCB-68	ng/kg	851 E	2,050	1,820 J	765 EJ [685 J]
PCB-72	ng/kg	892 E	2,900 E	2,400 J	1.24 UJ [844 J]
PCB-73	ng/kg	359	6.69 U	6.96 U	271 J [211 J]
PCB-77	ng/kg	2,670 E	6,860 E	7,220 EJ	2,160 EJ [1,570 J]
PCB-78	ng/kg	1.56 U	7.65 U	7.95 U	1.53 UJ [7.88 UJ]
PCB-79	ng/kg	412	1,050	947 J	449 J [365 J]
PCB-80	ng/kg	4.66 J	5.26 U	12 J	5.63 J [5.42 UJ]
PCB-81	ng/kg	146	267	260	100 J [70.4 J]
PCB-82	ng/kg	5,360 E	11,400 E	11,400 EJ	4,550 EJ [4,070 EJ]
PCB-83	ng/kg	2,940 E	6,060 E	5,760 EJ	2,900 EJ [2,450 J]
PCB-84	ng/kg	10,500 E	23,100 E	25,400 EJ	8,440 BEJ [7,970 BEJ]
PCB-85/116/117	ng/kg	12,900 E	29,500 E	31,500 EJ	14,500 EJ [11,800 EJ]
PCB-86/87/97/109/119/125	ng/kg	37,100 E	76,800 E	84,100 EJ	37,700 EJ [30,600 EJ]
PCB-88	ng/kg	2.14 U	10.5 U	10.9 U	2.1 UJ [10.8 UJ]
PCB-89	ng/kg	636 E	1,630	1,430 J	562 J [499 J]
PCB-90/101/113	ng/kg	67,700 E	131,000 BE	155,000 BEJ	84,800 BEJ [56,500 BEJ]
PCB-91	ng/kg	10,400 E	23,800 E	26,100 EJ	9,160 EJ [8,390 EJ]
PCB-92	ng/kg	12,700 E	26,400 E	31,200 EJ	14,800 BEJ [11,900 BEJ]
PCB-93/100	ng/kg	5,510 E	4,080	9,390 EJ	2,090 EJ [1,750 J]
PCB-94	ng/kg	1,220 E	1,390	2,090 J	586 EJ [530 J]
PCB-95	ng/kg	48,200 E	86,100 E	79,500 EJ	46,600 BEJ [28,800 BEJ]
PCB-96	ng/kg	618 E	1,070	1,290 J	300 J [278 J]
PCB-98/102	ng/kg	4,070 E	7,370 E	8,640 EJ	2,690 EJ [2,450 J]
PCB-99	ng/kg	44,000 E	95,400 E	118,000 EJ	56,100 BEJ [39,100 BEJ]
PCB-103	ng/kg	1,870 E	2,150	3,760 EJ	1,020 EJ [977 J]

Table C-7
White Perch (Whole Body) Analytical Results

Location ID: Date Analyzed:	Units	NB03WWPN-COMP07 12/09/15	NB03WWPN-COMP08 12/07/15	NB03WWPN-COMP09 12/15/15	NB03WWPS-COMP01 10/12/15
PCB-104	ng/kg	576	206	673 J	112 J [80.7 J]
PCB-105	ng/kg	R	39,100 E	41,100 EJ	21,500 EJ [16,300 EJ]
PCB-106	ng/kg	1.66 U	8.13 U	8.45 U	1.63 UJ [8.37 UJ]
PCB-107	ng/kg	5,190 E	11,900 E	12,700 EJ	6,640 EJ [4,790 EJ]
PCB-108/124	ng/kg	2,320 E	4,820	4,940 J	2,390 EJ [1,860 J]
PCB-110/115	ng/kg	R	137,000 E	150,000 BEJ	75,600 BEJ [53,500 BEJ]
PCB-111	ng/kg	82.4	149	215	122 J [91.3 J]
PCB-112	ng/kg	1.36 U	402	6.96 U	1.34 UJ [160 J]
PCB-114	ng/kg	1,570 E	3,270 E	3,280 EJ	1,660 EJ [1,290 J]
PCB-118	ng/kg	74,200 BE	141,000 E	160,000 BEJ	102,000 BEJ [55,200 BEJ]
PCB-120	ng/kg	368	794	1,150 J	540 J [406 J]
PCB-121	ng/kg	88.4	82.9	173	65.4 J [55.5 J]
PCB-122	ng/kg	610 E	1,380	1,180 J	605 EJ [469 J]
PCB-123	ng/kg	1,510 E	3,070 E	2,610 J	1,620 EJ [1,030 J]
PCB-126	ng/kg	R	316	R	R [146 J]
PCB-127	ng/kg	107	163	253 J	124 J [92 J]
PCB-128/166	ng/kg	7,990 E	12,700 E	17,700 EJ	9,410 EJ [7,380 EJ]
PCB-129/138/163	ng/kg	83,900 E	114,000 E	186,000 EJ	103,000 BEJ [71,200 BEJ]
PCB-130	ng/kg	3,550 E	5,720 E	8,280 EJ	3,870 EJ [3,250 EJ]
PCB-131	ng/kg	606 E	929	1,290 J	538 J [478 J]
PCB-132	ng/kg	15,500 E	21,300 E	33,100 EJ	12,800 BEJ [12,000 BEJ]
PCB-133	ng/kg	1,920 E	2,770	4,120 EJ	1,990 EJ [1,510 J]
PCB-134	ng/kg	3,010 E	3,770 E	6,570 EJ	2,530 EJ [2,280 J]
PCB-135/151	ng/kg	27,200 E	33,400 E	64,700 EJ	21,900 BEJ [22,200 BEJ]
PCB-136	ng/kg	6,350 E	8,320 E	15,300 EJ	4,620 EJ [4,850 EJ]
PCB-137	ng/kg	3,480 E	5,180 E	7,660 EJ	3,940 EJ [3,300 EJ]
PCB-139/140	ng/kg	1,350 E	2,060	3,100 J	1,360 EJ [1,170 J]
PCB-141	ng/kg	14,200 E	17,000 E	26,000 BEJ	10,800 BEJ [9,130 BEJ]
PCB-142	ng/kg	11.4	8.13 U	8.45 U	9.79 J [8.37 UJ]
PCB-143	ng/kg	3.21 U	455	16.4 U	175 J [218 J]
PCB-144	ng/kg	3,300 E	4,030 E	7,300 EJ	2,420 EJ [2,590 J]
PCB-145	ng/kg	19.4	44.6	7.95 U	20.5 J [21.5 J]
PCB-146	ng/kg	R	20,800 E	36,700 EJ	17,100 BEJ [13,200 BEJ]
PCB-147/149	ng/kg	54,100 BE	65,100 BE	113,000 BEJ	48,900 BEJ [37,500 BEJ]
PCB-148	ng/kg	455	414	1,060 J	259 J [240 J]
PCB-150	ng/kg	409	395	936 J	166 J [157 J]
PCB-152	ng/kg	235	146	401 J	54.4 J [61 J]
PCB-153/168	ng/kg	86,500 E	112,000 BE	203,000 BEJ	108,000 BEJ [73,400 BEJ]
PCB-154	ng/kg	2,980 E	3,110 E	7,540 EJ	1,680 EJ [1,650 J]
PCB-155	ng/kg	1,190 E	738	2,040 J	161 J [115 J]
PCB-156/157	ng/kg	7,500 E	12,400 E	17,400 EJ	8,950 EJ [6,930 EJ]
PCB-158	ng/kg	6,590 E	9,380 E	14,400 EJ	5,830 EJ [5,090 EJ]
PCB-159	ng/kg	1.36 U	6.69 U	6.96 U	1.34 UJ [6.9 UJ]
PCB-160	ng/kg	6.13 U	30.1 U	31.3 U	6.02 UJ [31 UJ]
PCB-161	ng/kg	R	6.21 U	6.46 U	1.24 UJ [6.4 UJ]

Table C-7
White Perch (Whole Body) Analytical Results

Location ID: Date Analyzed:	Units	NB03WWPN-COMP07 12/09/15	NB03WWPN-COMP08 12/07/15	NB03WWPN-COMP09 12/15/15	NB03WWPS-COMP01 10/12/15
PCB-162	ng/kg	648 E	1,110	1,320 J	663 EJ [555 J]
PCB-164	ng/kg	4,140 E	5,980 E	9,280 EJ	3,620 EJ [3,280 EJ]
PCB-165	ng/kg	R	84.7	141	78.3 J [58.9 J]
PCB-167	ng/kg	2,800 E	4,850 E	6,630 EJ	3,310 EJ [2,570 J]
PCB-169	ng/kg	1.46 U	14.1 J	7.46 U	1.43 UJ [7.39 UJ]
PCB-170	ng/kg	19,900 E	21,300 E	44,900 EJ	15,400 EJ [12,700 EJ]
PCB-171/173	ng/kg	R	5,930 E	R	3,930 EJ [3,630 J]
PCB-172	ng/kg	3,830 E	4,570 E	9,410 EJ	3,220 EJ [2,750 J]
PCB-174	ng/kg	R	13,700 E	30,500 EJ	8,050 EJ [7,660 EJ]
PCB-175	ng/kg	R	1,110	R	755 EJ [R]
PCB-176	ng/kg	1,810 E	1,810	4,310 EJ	1,120 EJ [1,170 J]
PCB-177	ng/kg	R	8,910 E	19,600 EJ	6,070 EJ [5,420 EJ]
PCB-178	ng/kg	R	6,240 E	14,000 EJ	4,980 EJ [4,420 EJ]
PCB-179	ng/kg	6,740 E	7,010 E	16,900 EJ	4,450 EJ [4,480 EJ]
PCB-180/193	ng/kg	58,500 E	59,600 E	131,000 EJ	50,300 BEJ [37,600 BEJ]
PCB-181	ng/kg	R	258	R	176 J [153 J]
PCB-182	ng/kg	R	196	427 J	144 J [146 J]
PCB-183/185	ng/kg	R	18,700 E	R	13,100 EJ [11,400 EJ]
PCB-184	ng/kg	91.7	165	306	55.4 J [54 J]
PCB-186	ng/kg	3.6 J	8.21 J	14.4 J	3.33 J [7.39 UJ]
PCB-187	ng/kg	R	45,500 E	101,000 EJ	37,900 BEJ [31,700 BEJ]
PCB-188	ng/kg	174	204	443	116 J [86.4 J]
PCB-189	ng/kg	817 E	997	1,860 J	695 EJ [570 J]
PCB-190	ng/kg	4,780 E	4,880 E	11,000 EJ	3,450 EJ [2,690 J]
PCB-191	ng/kg	925 E	907	1,990 J	568 J [495 J]
PCB-192	ng/kg	6.88	18.8 J	36	1.24 UJ [6.4 UJ]
PCB-194	ng/kg	9,700 E	12,200 E	23,600 EJ	6,900 EJ [4,760 EJ]
PCB-195	ng/kg	4,080 E	3,850	8,540 EJ	2,400 EJ [1,730 J]
PCB-196	ng/kg	5,830 E	6,100 E	13,200 EJ	3,370 EJ [2,930 J]
PCB-197/200	ng/kg	1,090	1,220	2,530 J	643 J [608 J]
PCB-198/199	ng/kg	13,200 E	17,500 E	33,000 EJ	10,400 EJ [8,640 J]
PCB-201	ng/kg	1,480 E	1,910	3,690 J	1,190 EJ [1,100 J]
PCB-202	ng/kg	3,560 E	5,500 E	8,780 EJ	3,510 EJ [2,780 J]
PCB-203	ng/kg	9,780 E	12,300 E	23,300 EJ	6,840 EJ [5,910 EJ]
PCB-204	ng/kg	13.7	30.8	36.4	12.2 J [11.7 J]
PCB-205	ng/kg	584	570	1,220 J	359 J [263 J]
PCB-206	ng/kg	5,140 E	9,170 E	13,300 EJ	5,700 EJ [4,380 J]
PCB-207	ng/kg	504	926	1,350 J	495 J [379 J]
PCB-208	ng/kg	1,380 E	3,020	4,540 EJ	1,920 EJ [1,490 J]
PCB-209	ng/kg	1,790 E	4,580 E	5,640 EJ	2,930 EJ [2,180 J]
TOTAL PCB CONGENERS (209)	ng/kg	1,550,000 J	3,060,000 J	3,530,000 J	1,580,000 J [1,130,000 J]
Semivolatiles					
1,2,4,5-TETRACHLOROBENZENE	ug/kg	330 U	330 U	320 U	330 U [330 U]
1,2-DIPHENYLHYDRAZINE	ug/kg	330 U	330 U	320 U	330 U [330 U]
1-METHYLNAPHTHALENE	ug/kg	9 J	10 J	48 J	13 U [13 U]

Table C-7
White Perch (Whole Body) Analytical Results

Location ID: / Date Analyzed:	Units	NB03WWPN-COMP07 12/09/15	NB03WWPN-COMP08 12/07/15	NB03WWPN-COMP09 12/15/15	NB03WWPS-COMP01 10/12/15
2,3,4,6-TETRACHLOROPHENOL	ug/kg	1,300 U	1,300 U	1,300 U	1,300 U [1,300 U]
2,4,5-TRICHLOROPHENOL	ug/kg	330 U	330 U	320 U	330 U [330 U]
2,4,6-TRICHLOROPHENOL	ug/kg	330 U	330 U	320 U	330 U [330 U]
2,4-DICHLOROPHENOL	ug/kg	330 U	330 U	320 U	330 U [330 U]
2,4-DIMETHYLPHENOL	ug/kg	330 U	330 U	320 U	330 U [330 U]
2,4-DINITROPHENOL	ug/kg	6,000 U	6,000 U	5,800 U	6,000 U [6,000 U]
2,4-DINITROTOLUENE	ug/kg	1,300 U	1,300 U	1,300 U	1,300 U [1,300 U]
2,6-DINITROTOLUENE	ug/kg	330 U	330 U	320 U	330 U [330 U]
2-CHLORONAPHTHALENE	ug/kg	130 U	130 U	130 U	130 U [130 U]
2-CHLOROPHENOL	ug/kg	330 U	330 U	320 U	330 U [330 U]
2-METHYLNAPHTHALENE	ug/kg	11 J	12 J	87 J	13 J [13 U]
2-METHYLPHENOL (O-CRESOL)	ug/kg	330 U	330 U	320 U	330 U [330 U]
2-NITROANILINE	ug/kg	330 U	330 U	320 U	330 U [330 U]
2-NITROPHENOL	ug/kg	330 U	330 U	320 U	330 U [330 U]
3,3'-DICHLOROBENZIDINE	ug/kg	2,000 U	2,000 U	1,900 U	2,000 U [2,000 U]
3-NITROANILINE	ug/kg	1,300 U	1,300 U	1,300 U	1,300 U [1,300 U]
4,6-DINITRO-2-METHYLPHENOL	ug/kg	3,300 U	3,300 U	3,200 U	3,300 U [3,300 U]
4-BROMOPHENYL PHENYL ETHER	ug/kg	330 U	330 U	320 U	330 U [330 U]
4-CHLORO-3-METHYLPHENOL	ug/kg	330 U	330 U	320 U	330 U [330 U]
4-CHLOROANILINE	ug/kg	670 U	660 U	650 U	670 U [660 U]
4-CHLOROPHENYL PHENYL ETHER	ug/kg	330 U	330 U	320 U	330 U [330 U]
4-METHYLPHENOL (P-CRESOL)	ug/kg	330 U	330 U	320 U	330 U [330 U]
4-NITROANILINE	ug/kg	1,300 U	1,300 U	1,300 U	1,300 U [1,300 U]
4-NITROPHENOL	ug/kg	3,300 U	3,300 U	3,200 U	3,300 U [3,300 U]
ACENAPHTHENE	ug/kg	14	18	52 J	16 J [13 U]
ACENAPHTHYLENE	ug/kg	5.2 U	5.3 U	19	13 U [13 U]
ACETOPHENONE	ug/kg	330 U	330 U	320 U	330 U [330 U]
ANTHRACENE	ug/kg	5.2 U	5.3 U	14 J	13 U [13 U]
ATRAZINE	ug/kg	670 U	660 U	650 U	670 U [660 U]
BENZALDEHYDE	ug/kg	1,300 U	1,300 U	1,300 U	1,300 U [1,300 U]
BENZIDINE	ug/kg	14,000 U	14,000 U	14,000 U	14,000 U [14,000 U]
BENZO(A)ANTHRACENE	ug/kg	5.2 U	5.3 U	5.3 U	13 U [13 U]
BENZO(A)PYRENE	ug/kg	5.2 U	5.3 U	5.3 U	13 U [13 U]
BENZO(B)FLUORANTHENE	ug/kg	5.2 U	5.3 U	5.3 U	13 U [13 U]
BENZO(G,H,I)PERYLENE	ug/kg	5.2 U	5.3 U	5.3 U	13 U [13 U]
Benzo(j)+(k)Fluoranthene	ug/kg	5.2 U	5.3 U	5.3 U	13 U [13 U]
BENZO[E]PYRENE	ug/kg	5.2 U	5.3 U	5.3 U	13 U [13 U]
BENZOIC ACID	ug/kg	3,300 U	3,300 U	3,200 U	3,300 U [3,300 U]
BENZYL BUTYL PHTHALATE	ug/kg	1,300 U	1,300 U	1,300 U	1,300 U [1,300 U]
BIPHENYL (DIPHENYL)	ug/kg	330 U	330 U	320 U	330 U [330 U]
BIS(2-CHLOROETHOXY) METHANE	ug/kg	330 U	330 U	320 U	330 U [330 U]
BIS(2-CHLOROETHYL) ETHER (2-CHLOROETHYL ETHER	ug/kg	330 U	330 U	320 U	330 U [330 U]
BIS(2-CHLOROISOPROPYL) ETHER	ug/kg	330 U	330 U	320 U	330 U [330 U]
BIS(2-ETHYLHEXYL) PHTHALATE	ug/kg	1,300 U	1,300 U	1,300 U	1,300 U [1,300 U]
C1-CHRYSENES	ug/kg	5.2 U	5.3 U	5.3 U	13 U [13 U]

Table C-7
White Perch (Whole Body) Analytical Results

Location ID: Date Analyzed:	Units	NB03WWPN-COMP07 12/09/15	NB03WWPN-COMP08 12/07/15	NB03WWPN-COMP09 12/15/15	NB03WWPS-COMP01 10/12/15
C1-FLUORANTHENES/PYRENES	ug/kg	5.2 U	5.3 U	5.3 U	13 U [13 U]
C1-FLUORENES	ug/kg	5.2 U	5.3 U	5.3 U	13 U [13 U]
C1-NAPHTHALENES	ug/kg	14	16	90	17 J [13 U]
C1-PHENANTHRENE/ANTHRACENE	ug/kg	5.2 U	5.3 U	5.3 U	13 U [13 U]
C2-CHRYSENE	ug/kg	5.2 U	5.3 U	5.3 U	13 U [13 U]
C2-FLUORANTHENES/PYRENE	ug/kg	5.2 U	5.3 U	5.3 U	13 U [13 U]
C2-FLUORENES	ug/kg	5.2 U	5.3 U	5.3 U	13 U [13 U]
C2-NAPHTHALENES	ug/kg	21	27	62	27 J [17 J]
C2-PHENANTHRENE/ANTHRACENE	ug/kg	5.2 U	5.3 U	5.3 U	13 U [13 U]
C3-CHRYSENE	ug/kg	5.2 U	5.3 U	5.3 U	13 U [13 U]
C3-FLUORANTHENES/PYRENE	ug/kg	5.2 U	5.3 U	5.3 U	13 U [13 U]
C3-FLUORENES	ug/kg	5.2 U	5.3 U	5.3 U	13 U [13 U]
C3-NAPHTHALENES	ug/kg	13	21	40	21 J [15 J]
C3-PHENANTHRENE/ANTHRACENE	ug/kg	5.2 U	5.3 U	5.3 U	13 U [13 U]
C4-CHRYSENE	ug/kg	5.2 U	5.3 U	5.3 U	13 U [13 U]
C4-NAPHTHALENES	ug/kg	5.2 U	5.3 U	5.3 U	13 U [13 U]
C4-PHENANTHRENE/ANTHRACENE	ug/kg	5.2 U	5.3 U	5.3 U	13 U [13 U]
CAPROLACTAM	ug/kg	670 U	660 U	650 U	670 U [660 U]
CARBAZOLE	ug/kg	330 U	330 U	320 U	330 U [330 U]
CHRYSENE	ug/kg	5.2 U	5.3 U	5.3 U	13 U [13 U]
DIBENZ(A,H)ANTHRACENE	ug/kg	5.2 U	5.3 U	5.3 U	13 U [13 U]
DIBENZOFURAN	ug/kg	330 U	330 U	320 U	330 U [330 U]
DIETHYL PHTHALATE	ug/kg	1,300 U	1,300 U	1,300 U	1,300 U [1,300 U]
DIMETHYL PHTHALATE	ug/kg	1,300 U	1,300 U	1,300 U	1,300 U [1,300 U]
DI-N-BUTYL PHTHALATE	ug/kg	1,300 U	1,300 U	1,300 U	1,300 U [1,300 U]
DI-N-OCTYLPHTHALATE	ug/kg	1,300 U	1,300 U	1,300 U	1,300 U [1,300 U]
FLUORANTHENE	ug/kg	5.2 U	8.8 J	19	13 U [13 U]
FLUORENE	ug/kg	8.7 J	13 J	38 J	13 U [13 U]
HEXACHLOROBUTADIENE	ug/kg	330 U	330 U	320 U	330 U [330 U]
HEXACHLOROCYCLOPENTADIENE	ug/kg	3,300 U	3,300 U	3,200 U	3,300 U [3,300 U]
HEXACHLOROETHANE	ug/kg	670 U	660 U	650 U	670 U [660 U]
INDENO(1,2,3-C,D)PYRENE	ug/kg	5.2 U	5.3 U	5.3 U	13 U [13 U]
ISOPHORONE	ug/kg	330 U	330 U	320 U	330 U [330 U]
NAPHTHALENE	ug/kg	5.8 J	7.3 J	340	13 U [13 U]
NITROBENZENE	ug/kg	330 U	330 U	320 U	330 U [330 U]
N-NITROSODI-N-PROPYLAMINE	ug/kg	330 U	330 U	320 U	330 U [330 U]
N-NITROSODIPHENYLAMINE	ug/kg	330 U	330 U	320 U	330 U [330 U]
PENTACHLOROPHENOL	ug/kg	670 U	660 U	650 U	670 U [660 U]
PERYLENE	ug/kg	5.2 U	5.3 U	5.3 U	13 U [13 U]
PHENANTHRENE	ug/kg	11 J	21	62 J	18 J [13 U]
PHENOL	ug/kg	330 U	330 U	320 U	330 U [330 U]
PYRENE	ug/kg	5.2 U	5.3 U	13 J	13 U [13 U]
PYRIDINE	ug/kg	1,300 U	1,300 U	1,300 U	1,300 U [1,300 U]
TOTAL HMW PAHs	ug/kg	5.2 U	8.8 J	32 J	13 U [13 U]
TOTAL LMW PAHs	ug/kg	50.5 J	71.3 J	612 J	47 J [13 U]

Table C-7
White Perch (Whole Body) Analytical Results

Location ID: Date Analyzed:	Units	NB03WWPN-COMP07 12/09/15	NB03WWPN-COMP08 12/07/15	NB03WWPN-COMP09 12/15/15	NB03WWPS-COMP01 10/12/15
TOTAL PAHs	ug/kg	50.5 J	80.1 J	644 J	47 J [13 U]
Physical Parameters					
MOISTURE (WATER) CONTENT	%	270	232	234	279 [285]
PERCENT MOISTURE	%	73	69.9	70.1	73.6 [74.1]

Table C-7
White Perch (Whole Body) Analytical Results

Location ID: / Date Analyzed:	Units	NB03WWPS-COMP02 10/12/15	NB03WWPS-COMP03 10/12/15	NB03WWPS-COMP04 10/12/15	NB03WWPS-COMP05 10/12/15	NB03WWPS-COMP06 10/12/15
Dioxins/Furans						
1,2,3,4,6,7,8-HEPTACHLORODIBENZOFURAN	ng/kg	3.35 JB	9.69 B	4.1 JB	8.3 B	2.97 JB
1,2,3,4,6,7,8-HEPTACHLORODIBENZO-P-DIOXIN	ng/kg	0.971 JB	1.02 JB	1.27 JB	1.35 JB	0.714 JBQ
1,2,3,4,7,8,9-HEPTACHLORODIBENZOFURAN	ng/kg	0.102 U	0.106 U	0.11 U	0.113 U	0.0872 JBQ
1,2,3,4,7,8-HEXACHLORODIBENZOFURAN	ng/kg	0.676 JB	3.32 JB	0.814 JB	1.35 JB	1.14 JB
1,2,3,4,7,8-HEXACHLORODIBENZO-P-DIOXIN	ng/kg	0.565 JBQ	0.611 JBQ	0.631 JBQ	0.73 JBQ	0.263 JBQ
1,2,3,6,7,8-HEXACHLORODIBENZOFURAN	ng/kg	2.5 JB	2.67 JCQ	2.87 JB	1.53 JCQ	4.28 JB
1,2,3,6,7,8-HEXACHLORODIBENZO-P-DIOXIN	ng/kg	1.37 JQ	1.85 JQ	1.95 JQ	2.77 JQ	1.09 JQ
1,2,3,7,8,9-HEXACHLORODIBENZOFURAN	ng/kg	0.0925 JBQ	0.0917 JBQ	0.0704 JB	0.0989 JBQ	0.0794 JB
1,2,3,7,8,9-HEXACHLORODIBENZO-P-DIOXIN	ng/kg	0.321 J	0.393 J	0.395 J	0.546 J	0.225 J
1,2,3,7,8-PENTACHLORODIBENZOFURAN	ng/kg	0.531 JBCQ	1.8 BCJ	0.583 JBCQ	1.58 JBCQ	3.16 JB
1,2,3,7,8-PENTACHLORODIBENZO-P-DIOXIN	ng/kg	0.12 U	2.59 JBQ	2.75 JBQ	5 B	1.63 JB
2,3,4,6,7,8-HEXACHLORODIBENZOFURAN	ng/kg	0.303 JBQ	0.439 JB	0.36 JB	0.467 JB	0.245 JB
2,3,4,7,8-PENTACHLORODIBENZOFURAN	ng/kg	4.39 JB	10.4 BC	5.34 BC	6.3 BC	5.53 BC
2,3,7,8-TETRACHLORODIBENZOFURAN	ng/kg	8.46 C	10.2 BC	11.2 C	10.8 C	8.78 BC
2,3,7,8-TETRACHLORODIBENZO-P-DIOXIN	ng/kg	3.66	60.8	5.2	21.5	16
OCTACHLORODIBENZOFURAN	ng/kg	0.114 JBQ	0.202 JBQ	0.125 JBQ	0.201 JBQ	0.153 JB
OCTACHLORODIBENZO-P-DIOXIN	ng/kg	3.71 JB	2.19 JB	3.89 JB	3.72 JB	1.95 JB
PERCENT LIPIDS	%	3.5	3.6	3.2	3.6	3.2
Metals						
ALUMINUM	mg/kg	5.44 U	5.44 U	5.54 U	7.49 B	5.38 U
ANTIMONY	mg/kg	0.0641 U	0.0641 U	0.0653 U	0.0635 U	0.0635 U
ARSENIC	mg/kg	0.473	0.546	0.607	0.41 J	0.885
BARIUM	mg/kg	1.05	1.61	0.563	1.22 J+	1.79
BERYLLIUM	mg/kg	0.0138 U	0.0138 U	0.0141 U	0.0137 U	0.0137 U
CADMIUM	mg/kg	0.0447 U	0.0447 U	0.0455 U	0.0442 U	0.0442 U
CALCIUM	mg/kg	12,400	9,600	5,490	11,300 J	22,900
CHROMIUM	mg/kg	0.0971 U	0.101 B	0.099 U	0.158 B	0.0962 U
COBALT	mg/kg	0.0232 B	0.0194 U	0.0253 B	0.0214 B	0.0192 U
COPPER	mg/kg	18.2	20.2	50	23 J	14.1
IRON	mg/kg	22.7	19.6	23.8	16.5 B	19.6
LEAD	mg/kg	0.0996 B	0.148 B	0.0713 B	0.114 B	0.15 B
MAGNESIUM	mg/kg	506	437	373	404 J+	719
MANGANESE	mg/kg	1.98	1.35	0.899	1.66 J	3.62
MERCURY	ng/g	98.2	139	125	112	129
METHYL MERCURY	ng/g	85.9	106	152	105 J	130
NICKEL	mg/kg	0.183 U	0.183 U	0.186 U	0.181 U	0.181 U
POTASSIUM	mg/kg	3,460	3,250	3,480	2,710 J+	3,570
SELENIUM	mg/kg	1.63	1.54	2.04	1.48 J+	1.07
SILVER	mg/kg	0.299	0.416	0.889	0.373 J	0.216
SODIUM	mg/kg	1,870	1,630	1,830	1,460 J+	1,980
THALLIUM	mg/kg	0.0291 U	0.0291 U	0.0297 U	0.0288 U	0.0288 U
TITANIUM	mg/kg	0.165 U	0.165 U	0.168 U	0.163 U	0.163 U
VANADIUM	mg/kg	0.0291 U	0.0291 U	0.0297 U	0.0288 U	0.0288 U
ZINC	mg/kg	19.7	19	17.7	16.6 J+	25

Table C-7
White Perch (Whole Body) Analytical Results

Location ID: / Date Analyzed:	Units	NB03WWPS-COMP02 10/12/15	NB03WWPS-COMP03 10/12/15	NB03WWPS-COMP04 10/12/15	NB03WWPS-COMP05 10/12/15	NB03WWPS-COMP06 10/12/15
Butyltins						
DIBUTYLTIN	ug/kg	1.3 U	1.3 U	1.3 U	1.3 U	1.3 U
MONOBUTYLTIN	ug/kg	20 UCN	20 UCN	20 UCN	20 UCN	20 UCN
TETRA-N-BUTYLTIN	ug/kg	1.7 U	1.7 U	1.6 U	1.7 U	1.6 U
TRIBUTYLTIN	ug/kg	2	2.1	1.5 U	1.5 U	1.5 U
Aroclor PCBs						
AROCLOR 1016	ug/kg	36 U	36 U	35 U	36 U	7.2 U
AROCLOR 1221	ug/kg	46 U	45 U	45 U	46 U	9.2 U
AROCLOR 1232	ug/kg	80 U	79 U	78 U	79 U	16 U
AROCLOR 1242	ug/kg	33 U	33 U	32 U	33 U	6.6 U
AROCLOR 1248	ug/kg	500	800	630	730	400
AROCLOR 1254	ug/kg	620	900 PJ	1,000	780 PJ	400
AROCLOR 1260	ug/kg	230	390	370 PJ	360	180 PJ
AROCLOR 1262	ug/kg	33 U	33 U	32 U	33 U	6.6 U
AROCLOR 1268	ug/kg	33 U	33 U	32 U	33 U	6.6 U
TOTAL AROCLOR PCBs (SUM OF 7 AROCLORS)	ug/kg	1,350	2,090 J	2,000 J	1,870 J	980 J
TOTAL AROCLOR PCBs (SUM OF 9 AROCLORS)	ug/kg	1,350	2,090 J	2,000 J	1,870 J	980 J
Pesticides						
2,4'-DDD	pg/g	42,600 DJ	109,000 DJ	148,000 DJ	96,400 DJ	77,300 DJ
2,4'-DDE	pg/g	10,200 J	20,900 J	14,500 J	14,200 J	13,500 J
2,4'-DDT	pg/g	4,290 BJ	17,400 BJ	20,600 BJ	16,600 BJ	9,520 BJ
4,4'-DDD	pg/g	102,000 BDJ	279,000 BDJ	335,000 BDJ	234,000 BDJ	193,000 BDJ
4,4'-DDE	pg/g	90,400 BDJ	215,000 BDJ	195,000 BDJ	164,000 BDJ	170,000 BDJ
4,4'-DDT	pg/g	20,300 BJ	54,400 BDJ	72,700 BDJ	58,000 BDJ	31,100 BDJ
ALDRIN	pg/g	53 J	9.16 UJ	76.9 J	67.1 J	60 J
ALPHA BHC	pg/g	154 BJ	197 BJ	272 BJ	73.6 BJ	177 BJ
ALPHA ENDOSULFAN	pg/g	57.4 UJ	57.4 UJ	57.4 UJ	57.4 UJ	57.4 UJ
BETA BHC	pg/g	70.7 BJ	11.1 UJ	100 BJ	66.2 BJ	96.5 BJ
BETA ENDOSULFAN	pg/g	58.3 UJ	58.3 UJ	58.3 UJ	58.3 UJ	58.3 UJ
CIS-CHLORDANE	pg/g	18,300 BJ	65,700 BDJ	38,300 BDJ	46,800 BDJ	30,400 BDJ
CIS-NONACHLOR	pg/g	10,700 J	19,800 J	16,200 J	15,600 J	13,100 J
DELTA BHC	pg/g	5.08 UJ	5.08 UJ	5.08 UJ	5.08 UJ	5.08 UJ
DIELDRIN	pg/g	13,400 BJ	28,200 BDJ	19,700 BJ	20,100 BJ	17,600 BJ
ENDOSULFAN SULFATE	pg/g	63.3 UJ	63.3 UJ	163 J	177 J	63.3 UJ
ENDRIN	pg/g	13.9 UJ	13.9 UJ	127 J	86.2 J	104 J
ENDRIN ALDEHYDE	pg/g	131 UJ	131 UJ	131 UJ	131 UJ	131 UJ
ENDRIN KETONE	pg/g	76 UJ	76 UJ	76 UJ	76 UJ	76 UJ
GAMMA BHC (LINDANE)	pg/g	40.4 J	7.69 UJ	61.4 J	50.1 J	60.5 J
HEPTACHLOR	pg/g	23.5 J	32.5 UJ	20.7 J	20 J	32.5 UJ
HEPTACHLOR EPOXIDE	pg/g	2,430 J	5,470 J	4,420 J	3,980 J	3,270 J
HEXACHLOROBENZENE	pg/g	900 BJ	4,030 BJ	1,190 BJ	1,950 BJ	1,330 BJ
METHOXYCHLOR	pg/g	38.9 UJ	38.9 UJ	38.9 UJ	38.9 UJ	38.9 UJ
MIREX	pg/g	722 J	964 J	1,370 J	1,120 J	913 J
OXYCHLORDANE	pg/g	4,650 J	6,920 J	7,560 J	6,980 J	7,500 J
TRANS-CHLORDANE	pg/g	5,920 J	12,800 J	8,810 J	8,520 J	6,650 J

Table C-7
White Perch (Whole Body) Analytical Results

Location ID: / Date Analyzed:	Units	NB03WWPS-COMP02 10/12/15	NB03WWPS-COMP03 10/12/15	NB03WWPS-COMP04 10/12/15	NB03WWPS-COMP05 10/12/15	NB03WWPS-COMP06 10/12/15
TRANS-HEPTACHLOR EPOXIDE	pg/g	17 UJ	17 UJ	17 UJ	17 UJ	17 UJ
TRANS-NONACHLOR	pg/g	31,200 DJ	58,700 DJ	40,400 DJ	45,800 DJ	30,800 DJ
TOTAL ALPHA + GAMMA CHLORDANE	pg/g	24,200 J	78,500 J	47,100 J	55,300 J	37,100 J
TOTAL DDT (2,4)	pg/g	57,100 J	147,000 J	183,000 J	127,000 J	100,000 J
TOTAL DDT (4,4)	pg/g	213,000 J	548,000 J	603,000 J	456,000 J	394,000 J
TOTAL DDT (2,4 & 4,4)	pg/g	270,000 J	696,000 J	786,000 J	583,000 J	494,000 J
PCB Congeners						
PCB-1	ng/kg	246 BJ	721 BJ	129 BJ	322 BJ	239 BJ
PCB-2	ng/kg	0.681 UJ	8.68 JB	6.53 BJ	8.38 JB	5.92 BJ
PCB-3	ng/kg	1.07 UJ	5.3 UJ	1.09 UJ	5.35 UJ	1.06 UJ
PCB-4	ng/kg	3,120 BEJ	8,050 BEJ	1,510 BEJ	3,880 BEJ	2,700 BEJ
PCB-5	ng/kg	7.2 J	26.4 J	6.09 J	14.6 J	5.07 J
PCB-6	ng/kg	409 BEJ	912 BJ	280 BJ	533 BJ	264 BJ
PCB-7	ng/kg	27.9 J	77.6 J	24.9 J	44.3 J	20.2 J
PCB-8	ng/kg	962 BEJ	2,560 BEJ	617 BEJ	1,330 BJ	709 BEJ
PCB-9	ng/kg	58.2 J	155 J	39.5 J	81.1 J	41.8 J
PCB-10	ng/kg	327 EJ	1,180 J	176 J	561 J	381 EJ
PCB-11	ng/kg	176 BJ	145 BJ	212 BJ	190 BJ	170 BJ
PCB-12/13	ng/kg	28.8 J	58.5 J	34.8 J	42.5 J	28 J
PCB-14	ng/kg	0.778 UJ	3.85 UJ	0.832 J	3.89 UJ	0.772 UJ
PCB-15	ng/kg	1.56 UJ	88.3 BJ	128 BJ	60.7 BJ	106 BJ
PCB-16	ng/kg	2,000 EJ	9,780 EJ	1,910 EJ	5,370 EJ	1,600 EJ
PCB-17	ng/kg	4,160 BEJ	16,600 BEJ	3,890 BEJ	10,700 BEJ	3,360 BEJ
PCB-18/30	ng/kg	7,160 BEJ	28,800 BEJ	6,630 BEJ	19,000 BEJ	5,240 BEJ
PCB-19	ng/kg	1,530 EJ	4,820 EJ	988 EJ	2,580 EJ	1,470 EJ
PCB-20/28	ng/kg	14,000 BEJ	38,800 BEJ	17,200 BEJ	29,300 BEJ	13,900 BEJ
PCB-21/33	ng/kg	1,820 EJ	7,940 EJ	2,240 EJ	5,380 EJ	1,600 EJ
PCB-22	ng/kg	2,260 BEJ	7,950 BEJ	2,520 BEJ	5,520 BEJ	1,950 BEJ
PCB-23	ng/kg	8.74 J	21.7 J	11.2 J	24 J	8.41 J
PCB-24	ng/kg	0.973 UJ	380 J	0.991 UJ	228 J	0.965 UJ
PCB-25	ng/kg	1,510 EJ	4,220 EJ	2,190 EJ	3,940 EJ	1,440 EJ
PCB-26/29	ng/kg	2,900 EJ	6,860 EJ	4,220 EJ	7,880 EJ	2,720 EJ
PCB-27	ng/kg	1,400 EJ	4,360 EJ	1,530 EJ	3,850 EJ	1,260 EJ
PCB-31	ng/kg	8,130 BEJ	27,300 BEJ	11,200 BEJ	20,600 BEJ	8,530 BEJ
PCB-32	ng/kg	3,300 BEJ	10,800 BEJ	2,990 BEJ	7,700 BEJ	2,680 BEJ
PCB-34	ng/kg	90.8 J	262 J	115 J	246 J	88.5 J
PCB-35	ng/kg	0.875 UJ	4.34 UJ	0.892 UJ	4.38 UJ	0.869 UJ
PCB-36	ng/kg	0.778 UJ	3.85 UJ	0.793 UJ	3.89 UJ	0.772 UJ
PCB-37	ng/kg	349 EJ	1,650 EJ	656 EJ	835 J	533 EJ
PCB-38	ng/kg	16.2 J	27.5 J	17.2 J	29.7 J	11.6 J
PCB-39	ng/kg	68.1 J	159 J	95.1 J	153 J	58 J
PCB-40/71	ng/kg	8,640 EJ	32,600 EJ	12,500 EJ	30,400 EJ	8,710 EJ
PCB-41	ng/kg	685 EJ	3,010 EJ	859 EJ	2,500 J	573 J
PCB-42	ng/kg	5,970 EJ	20,800 EJ	8,270 EJ	19,900 EJ	5,780 EJ
PCB-43	ng/kg	837 EJ	3,280 EJ	1,230 EJ	2,950 EJ	789 EJ

Table C-7
White Perch (Whole Body) Analytical Results

Location ID: / Date Analyzed:	Units	NB03WWPS-COMP02 10/12/15	NB03WWPS-COMP03 10/12/15	NB03WWPS-COMP04 10/12/15	NB03WWPS-COMP05 10/12/15	NB03WWPS-COMP06 10/12/15
PCB-44/47/65	ng/kg	26,800 BEJ	97,900 BEJ	41,500 BEJ	89,700 BEJ	26,500 BEJ
PCB-45	ng/kg	1,700 EJ	7,290 EJ	2,120 EJ	5,930 EJ	1,640 EJ
PCB-46	ng/kg	758 EJ	3,240 EJ	1,080 EJ	2,770 J	771 EJ
PCB-48	ng/kg	3,000 EJ	12,200 EJ	4,620 EJ	11,500 EJ	2,850 EJ
PCB-49/69	ng/kg	23,400 BEJ	73,400 BEJ	38,600 BEJ	78,200 BEJ	22,900 BEJ
PCB-50/53	ng/kg	4,310 EJ	14,900 EJ	5,830 EJ	14,800 EJ	3,630 EJ
PCB-51	ng/kg	2,410 EJ	14,600 EJ	3,590 EJ	11,300 EJ	2,240 EJ
PCB-52	ng/kg	34,100 BEJ	102,000 BEJ	55,000 BEJ	108,000 BEJ	33,800 BEJ
PCB-54	ng/kg	164 J	965 J	173 J	535 J	123 J
PCB-55	ng/kg	1.17 UJ	351 J	1.19 UJ	361 J	95.6 J
PCB-56	ng/kg	5,500 EJ	18,500 EJ	10,300 EJ	19,300 EJ	6,320 EJ
PCB-57	ng/kg	1.07 UJ	300 J	1.09 UJ	427 J	140 J
PCB-58	ng/kg	90.4 J	211 J	882 EJ	268 J	109 J
PCB-60	ng/kg	2,390 EJ	7,920 EJ	4,110 EJ	8,260 EJ	2,620 EJ
PCB-61/70/74/76	ng/kg	31,300 BEJ	93,800 BEJ	68,700 BEJ	105,000 BEJ	39,500 BEJ
PCB-62/75	ng/kg	2,150 EJ	7,570 J	2,890 EJ	7,000 J	2,050 EJ
PCB-63	ng/kg	960 EJ	2,780 J	1,660 EJ	3,220 EJ	1,070 EJ
PCB-64	ng/kg	9,250 BEJ	33,300 BEJ	14,000 BEJ	31,000 BEJ	8,970 BEJ
PCB-66	ng/kg	21,600 BEJ	58,400 BEJ	44,900 BEJ	64,300 BEJ	27,400 BEJ
PCB-67	ng/kg	482 J	1,660 J	773 EJ	1,610 J	487 J
PCB-68	ng/kg	25.4 J	982 J	24.2 J	1,160 J	377 J
PCB-72	ng/kg	1.26 UJ	1,060 J	1.29 UJ	1,350 J	487 J
PCB-73	ng/kg	139 J	523 J	142 J	514 J	1.35 UJ
PCB-77	ng/kg	926 EJ	3,640 EJ	1,650 EJ	3,210 EJ	1,140 EJ
PCB-78	ng/kg	1.56 UJ	7.71 UJ	1.59 UJ	7.78 UJ	1.54 UJ
PCB-79	ng/kg	182 J	563 J	347 J	653 J	191 J
PCB-80	ng/kg	2.46 J	5.3 UJ	1.09 UJ	5.35 UJ	2.92 J
PCB-81	ng/kg	38.8 J	150 J	71.8 J	133 J	43.3 J
PCB-82	ng/kg	2,230 EJ	7,010 EJ	3,560 EJ	8,590 EJ	2,040 EJ
PCB-83	ng/kg	1,490 EJ	4,160 EJ	2,280 EJ	5,330 EJ	1,380 EJ
PCB-84	ng/kg	4,360 BEJ	15,100 BEJ	6,630 BEJ	17,700 BEJ	4,310 BEJ
PCB-85/116/117	ng/kg	6,470 EJ	19,000 EJ	11,000 EJ	23,400 EJ	6,520 EJ
PCB-86/87/97/109/119/125	ng/kg	17,000 EJ	52,200 EJ	29,800 EJ	66,200 EJ	16,400 EJ
PCB-88	ng/kg	2.14 UJ	10.6 UJ	2.18 UJ	10.7 UJ	2.12 UJ
PCB-89	ng/kg	239 J	907 J	433 J	1,180 J	255 J
PCB-90/101/113	ng/kg	35,900 BEJ	104,000 BEJ	65,000 BEJ	126,000 BEJ	34,400 BEJ
PCB-91	ng/kg	5,560 EJ	16,300 EJ	7,250 EJ	18,500 EJ	4,580 EJ
PCB-92	ng/kg	6,600 BEJ	19,500 BEJ	11,000 BEJ	24,200 BEJ	6,260 BEJ
PCB-93/100	ng/kg	1,510 EJ	7,610 EJ	1,530 EJ	6,130 EJ	1,020 J
PCB-94	ng/kg	302 J	1,650 J	435 J	1,540 J	287 J
PCB-95	ng/kg	24,800 BEJ	53,900 BEJ	36,800 BEJ	60,500 BEJ	18,700 BEJ
PCB-96	ng/kg	197 J	775 J	239 J	780 J	167 J
PCB-98/102	ng/kg	1,550 EJ	5,750 J	2,060 EJ	6,160 EJ	1,260 EJ
PCB-99	ng/kg	26,100 BEJ	69,400 BEJ	44,300 BEJ	84,000 BEJ	25,500 BEJ
PCB-103	ng/kg	836 EJ	2,630 J	736 EJ	2,700 J	549 J

Table C-7
White Perch (Whole Body) Analytical Results

Location ID: / Date Analyzed:	Units	NB03WWPS-COMP02 10/12/15	NB03WWPS-COMP03 10/12/15	NB03WWPS-COMP04 10/12/15	NB03WWPS-COMP05 10/12/15	NB03WWPS-COMP06 10/12/15
PCB-104	ng/kg	94.7 J	600 J	84.7 J	389 J	58.3 J
PCB-105	ng/kg	8,360 EJ	25,000 EJ	16,600 EJ	23,900 EJ	9,120 EJ
PCB-106	ng/kg	1.65 UJ	8.19 UJ	1.68 UJ	8.27 UJ	1.64 UJ
PCB-107	ng/kg	2,530 EJ	7,000 EJ	4,810 EJ	7,220 EJ	2,420 EJ
PCB-108/124	ng/kg	1,010 J	2,910 J	1,730 EJ	3,000 J	865 J
PCB-110/115	ng/kg	34,800 BEJ	96,600 BEJ	59,300 BEJ	117,000 BEJ	33,100 BEJ
PCB-111	ng/kg	53.4 J	143 J	92.4 J	187 J	54.8 J
PCB-112	ng/kg	1.36 UJ	280 J	1.39 UJ	502 J	1.35 UJ
PCB-114	ng/kg	629 EJ	2,040 J	1,180 EJ	1,970 J	636 EJ
PCB-118	ng/kg	33,800 BEJ	90,500 BEJ	75,600 BEJ	92,100 BEJ	38,700 BEJ
PCB-120	ng/kg	252 J	635 J	413 J	806 J	233 J
PCB-121	ng/kg	41 J	129 J	47.5 J	138 J	29.7 J
PCB-122	ng/kg	247 J	779 J	439 J	742 J	213 J
PCB-123	ng/kg	639 EJ	1,540 J	1,240 EJ	1,740 J	661 EJ
PCB-126	ng/kg	R	R	R	R	R
PCB-127	ng/kg	36.4 J	158 J	118 J	168 J	38 J
PCB-128/166	ng/kg	4,280 EJ	11,200 EJ	7,590 EJ	14,200 EJ	4,000 EJ
PCB-129/138/163	ng/kg	48,300 BEJ	129,000 BEJ	89,900 BEJ	146,000 BEJ	43,300 BEJ
PCB-130	ng/kg	1,890 EJ	4,950 EJ	3,050 EJ	6,330 EJ	1,820 EJ
PCB-131	ng/kg	268 J	805 J	421 J	994 J	205 J
PCB-132	ng/kg	6,980 BEJ	19,700 BEJ	10,200 BEJ	25,100 BEJ	5,490 BEJ
PCB-133	ng/kg	994 EJ	2,650 J	1,550 EJ	2,750 J	861 EJ
PCB-134	ng/kg	1,400 EJ	3,600 EJ	2,140 EJ	4,820 EJ	1,170 EJ
PCB-135/151	ng/kg	12,500 BEJ	39,100 BEJ	16,400 BEJ	43,400 BEJ	9,080 BEJ
PCB-136	ng/kg	2,840 EJ	8,370 EJ	3,490 EJ	10,300 EJ	2,010 EJ
PCB-137	ng/kg	1,840 EJ	5,230 EJ	3,040 EJ	6,180 EJ	1,630 EJ
PCB-139/140	ng/kg	701 J	1,990 J	1,020 J	2,330 J	559 J
PCB-141	ng/kg	5,140 BEJ	19,200 BEJ	8,350 BEJ	16,600 BEJ	4,050 BEJ
PCB-142	ng/kg	1.65 UJ	8.19 UJ	1.68 UJ	22.7 J	3.96 J
PCB-143	ng/kg	48.1 J	262 J	3.27 UJ	347 J	3.19 UJ
PCB-144	ng/kg	1,350 EJ	4,560 EJ	1,780 EJ	5,170 EJ	997 EJ
PCB-145	ng/kg	8.26 J	29.9 J	15.1 J	47.1 J	8.51 J
PCB-146	ng/kg	7,860 BEJ	22,700 BEJ	13,100 BEJ	25,500 BEJ	7,130 BEJ
PCB-147/149	ng/kg	28,800 BEJ	74,100 BEJ	38,600 BEJ	82,200 BEJ	19,900 BEJ
PCB-148	ng/kg	195 J	646 J	198 J	599 J	122 J
PCB-150	ng/kg	221 J	560 J	128 J	473 J	87.4 J
PCB-152	ng/kg	40.4 J	282 J	44.5 J	214 J	27.1 J
PCB-153/168	ng/kg	54,300 BEJ	143,000 BEJ	91,100 BEJ	150,000 BEJ	45,700 BEJ
PCB-154	ng/kg	1,810 EJ	4,050 EJ	1,290 EJ	3,950 EJ	796 EJ
PCB-155	ng/kg	116 J	1,030 J	134 J	712 J	132 J
PCB-156/157	ng/kg	3,460 EJ	11,400 EJ	6,710 EJ	10,300 EJ	3,450 EJ
PCB-158	ng/kg	3,110 EJ	9,960 EJ	4,800 EJ	10,400 EJ	2,650 EJ
PCB-159	ng/kg	1.36 UJ	6.74 UJ	1.39 UJ	6.81 UJ	1.35 UJ
PCB-160	ng/kg	6.13 UJ	30.3 UJ	6.24 UJ	30.6 UJ	6.08 UJ
PCB-161	ng/kg	1.26 UJ	6.26 UJ	1.29 UJ	6.32 UJ	1.25 UJ

Table C-7
White Perch (Whole Body) Analytical Results

Location ID: / Date Analyzed:	Units	NB03WWPS-COMP02 10/12/15	NB03WWPS-COMP03 10/12/15	NB03WWPS-COMP04 10/12/15	NB03WWPS-COMP05 10/12/15	NB03WWPS-COMP06 10/12/15
PCB-162	ng/kg	331 J	908 J	R	882 J	298 J
PCB-164	ng/kg	2,020 EJ	6,100 EJ	2,920 EJ	6,440 EJ	1,500 EJ
PCB-165	ng/kg	51.1 J	101 J	59.3 J	123 J	36.5 J
PCB-167	ng/kg	1,410 EJ	4,050 EJ	2,630 EJ	3,990 EJ	1,340 EJ
PCB-169	ng/kg	1.46 UJ	7.23 UJ	1.49 UJ	10.8 J	1.45 UJ
PCB-170	ng/kg	7,600 EJ	34,700 EJ	13,900 EJ	23,500 EJ	6,370 EJ
PCB-171/173	ng/kg	2,200 EJ	9,160 EJ	R	6,400 EJ	1,790 EJ
PCB-172	ng/kg	1,670 EJ	6,770 EJ	2,790 EJ	4,940 EJ	1,340 EJ
PCB-174	ng/kg	4,630 EJ	18,100 EJ	R	14,700 EJ	3,320 EJ
PCB-175	ng/kg	384 J	1,610 J	605 EJ	1,230 J	330 J
PCB-176	ng/kg	701 EJ	2,260 J	955 EJ	2,200 J	507 J
PCB-177	ng/kg	3,720 EJ	10,000 EJ	R	9,770 EJ	2,990 EJ
PCB-178	ng/kg	2,790 EJ	8,630 EJ	4,030 EJ	7,790 EJ	2,210 EJ
PCB-179	ng/kg	2,940 EJ	8,980 EJ	3,730 EJ	8,670 EJ	1,910 EJ
PCB-180/193	ng/kg	25,000 BEJ	108,000 BEJ	45,900 BEJ	70,800 BEJ	20,800 BEJ
PCB-181	ng/kg	98.4 J	350 J	R	282 J	74.3 J
PCB-182	ng/kg	76.3 J	259 J	R	252 J	67.7 J
PCB-183/185	ng/kg	6,980 EJ	27,900 EJ	R	20,800 EJ	5,690 EJ
PCB-184	ng/kg	34.5 J	125 J	50.8 J	117 J	32.8 J
PCB-186	ng/kg	1.46 UJ	7.23 UJ	1.49 UJ	7.3 UJ	2.08 J
PCB-187	ng/kg	19,400 BEJ	63,900 BEJ	31,500 BEJ	54,000 BEJ	15,900 BEJ
PCB-188	ng/kg	110 J	259 J	107 J	213 J	61.2 J
PCB-189	ng/kg	316 J	1,510 J	565 J	933 J	269 J
PCB-190	ng/kg	1,970 EJ	8,690 EJ	3,180 EJ	5,750 EJ	1,470 EJ
PCB-191	ng/kg	319 J	1,640 J	497 J	955 J	271 J
PCB-192	ng/kg	2.02 J	10.4 J	2.49 J	6.32 UJ	2.55 J
PCB-194	ng/kg	3,710 EJ	29,500 EJ	6,480 EJ	12,200 EJ	3,090 EJ
PCB-195	ng/kg	1,340 EJ	10,200 EJ	2,150 EJ	3,870 J	1,040 EJ
PCB-196	ng/kg	1,810 EJ	15,200 EJ	2,910 EJ	5,890 EJ	1,700 EJ
PCB-197/200	ng/kg	388 J	1,950 J	554 J	1,130 J	301 J
PCB-198/199	ng/kg	5,440 EJ	31,500 EJ	9,370 EJ	16,400 EJ	4,610 EJ
PCB-201	ng/kg	639 J	3,140 J	984 EJ	1,820 J	541 J
PCB-202	ng/kg	1,930 EJ	5,780 EJ	3,130 EJ	4,980 EJ	1,740 EJ
PCB-203	ng/kg	3,860 EJ	24,300 EJ	5,930 EJ	11,500 EJ	3,170 EJ
PCB-204	ng/kg	5.38 J	27.3 J	10.8 J	20.7 J	7 J
PCB-205	ng/kg	199 J	1,110 J	341 J	618 J	145 J
PCB-206	ng/kg	3,030 EJ	9,370 EJ	5,610 EJ	9,310 EJ	2,270 EJ
PCB-207	ng/kg	262 J	929 J	458 J	730 J	238 J
PCB-208	ng/kg	1,030 EJ	2,540 J	1,880 EJ	2,900 J	817 J
PCB-209	ng/kg	1,460 EJ	3,270 J	2,830 EJ	4,390 EJ	1,130 EJ
TOTAL PCB CONGENERS (209)	ng/kg	760,000 J	2,390,000 J	1,230,000 J	2,350,000 J	707,000 J
Semivolatiles						
1,2,4,5-TETRACHLOROBENZENE	ug/kg	320 U	330 U	320 U	330 U	330 U
1,2-DIPHENYLHYDRAZINE	ug/kg	320 U	330 U	320 U	330 U	330 U
1-METHYLNAPHTHALENE	ug/kg	13 U	13 U	13 U	13 U	13 U

Table C-7
White Perch (Whole Body) Analytical Results

Location ID: / Date Analyzed:	Units	NB03WWPS-COMP02 10/12/15	NB03WWPS-COMP03 10/12/15	NB03WWPS-COMP04 10/12/15	NB03WWPS-COMP05 10/12/15	NB03WWPS-COMP06 10/12/15
2,3,4,6-TETRACHLOROPHENOL	ug/kg	1,300 U	1,300 U	1,300 U	1,300 U	1,300 U
2,4,5-TRICHLOROPHENOL	ug/kg	320 U	330 U	320 U	330 U	330 U
2,4,6-TRICHLOROPHENOL	ug/kg	320 U	330 U	320 U	330 U	330 U
2,4-DICHLOROPHENOL	ug/kg	320 U	330 U	320 U	330 U	330 U
2,4-DIMETHYLPHENOL	ug/kg	320 U	330 U	320 U	330 U	330 U
2,4-DINITROPHENOL	ug/kg	5,800 U	5,900 U	5,800 U	5,900 U	6,000 U
2,4-DINITROTOLUENE	ug/kg	1,300 U	1,300 U	1,300 U	1,300 U	1,300 U
2,6-DINITROTOLUENE	ug/kg	320 U	330 U	320 U	330 U	330 U
2-CHLORONAPHTHALENE	ug/kg	130 U	130 U	130 U	130 U	130 U
2-CHLOROPHENOL	ug/kg	320 U	330 U	320 U	330 U	330 U
2-METHYLNAPHTHALENE	ug/kg	13 U	13 U	13 U	13 U	13 U
2-METHYLPHENOL (O-CRESOL)	ug/kg	320 U	330 U	320 U	330 U	330 U
2-NITROANILINE	ug/kg	320 U	330 U	320 U	330 U	330 U
2-NITROPHENOL	ug/kg	320 U	330 U	320 U	330 U	330 U
3,3'-DICHLOROBENZIDINE	ug/kg	1,900 U	2,000 U	1,900 U	2,000 U	2,000 U
3-NITROANILINE	ug/kg	1,300 U	1,300 U	1,300 U	1,300 U	1,300 U
4,6-DINITRO-2-METHYLPHENOL	ug/kg	3,200 U	3,300 U	3,200 U	3,300 U	3,300 U
4-BROMOPHENYL PHENYL ETHER	ug/kg	320 U	330 U	320 U	330 U	330 U
4-CHLORO-3-METHYLPHENOL	ug/kg	320 U	330 U	320 U	330 U	330 U
4-CHLOROANILINE	ug/kg	650 U	660 U	650 U	660 U	660 U
4-CHLOROPHENYL PHENYL ETHER	ug/kg	320 U	330 U	320 U	330 U	330 U
4-METHYLPHENOL (P-CRESOL)	ug/kg	320 U	330 U	320 U	330 U	330 U
4-NITROANILINE	ug/kg	1,300 U	1,300 U	1,300 U	1,300 U	1,300 U
4-NITROPHENOL	ug/kg	3,200 U	3,300 U	3,200 U	3,300 U	3,300 U
ACENAPHTHENE	ug/kg	14 J	18 J	23 J	16 J	13 U
ACENAPHTHYLENE	ug/kg	13 U	13 U	13 U	13 U	13 U
ACETOPHENONE	ug/kg	320 U	330 U	320 U	330 U	330 U
ANTHRACENE	ug/kg	13 U	13 U	13 U	13 U	13 U
ATRAZINE	ug/kg	650 U	660 U	650 U	660 U	660 U
BENZALDEHYDE	ug/kg	1,300 U	1,300 U	1,300 U	1,300 U	1,300 U
BENZIDINE	ug/kg	14,000 U	14,000 U	14,000 U	14,000 U	14,000 U
BENZO(A)ANTHRACENE	ug/kg	13 U	13 U	13 U	13 U	13 U
BENZO(A)PYRENE	ug/kg	13 U	13 U	13 U	13 U	13 U
BENZO(B)FLUORANTHENE	ug/kg	13 U	13 U	13 U	13 U	13 U
BENZO(G,H,I)PERYLENE	ug/kg	13 U	13 U	13 U	13 U	13 U
Benzo(j)+(k)Fluoranthene	ug/kg	13 U	13 U	13 U	13 U	13 U
BENZO[E]PYRENE	ug/kg	13 U	13 U	13 U	13 U	13 U
BENZOIC ACID	ug/kg	3,200 U	3,300 U	3,200 U	3,300 U	3,300 U
BENZYL BUTYL PHTHALATE	ug/kg	1,300 U	1,300 U	1,300 U	1,300 U	1,300 U
BIPHENYL (DIPHENYL)	ug/kg	320 U	330 U	320 U	330 U	330 U
BIS(2-CHLOROETHOXY) METHANE	ug/kg	320 U	330 U	320 U	330 U	330 U
BIS(2-CHLOROETHYL) ETHER (2-CHLOROETHYL ETHER	ug/kg	320 U	330 U	320 U	330 U	330 U
BIS(2-CHLOROISOPROPYL) ETHER	ug/kg	320 U	330 U	320 U	330 U	330 U
BIS(2-ETHYLHEXYL) PHTHALATE	ug/kg	1,300 U	1,300 U	1,300 U	1,300 U	1,300 U
C1-CHRYSENES	ug/kg	13 U	13 U	13 U	13 U	13 U

Table C-7
White Perch (Whole Body) Analytical Results

Location ID: / Date Analyzed:	Units	NB03WWPS-COMP02 10/12/15	NB03WWPS-COMP03 10/12/15	NB03WWPS-COMP04 10/12/15	NB03WWPS-COMP05 10/12/15	NB03WWPS-COMP06 10/12/15
C1-FLUORANTHENES/PYRENES	ug/kg	13 U	13 U	13 U	13 U	13 U
C1-FLUORENES	ug/kg	13 U	13 U	13 U	13 U	13 U
C1-NAPHTHALENES	ug/kg	13 U	14 J	16 J	13 U	13 U
C1-PHENANTHRENE/ANTHRACENE	ug/kg	13 U	13 U	13 U	13 U	13 U
C2-CHRYSENE	ug/kg	13 U	13 U	13 U	13 U	13 U
C2-FLUORANTHENES/PYRENE	ug/kg	13 U	13 U	13 U	13 U	13 U
C2-FLUORENES	ug/kg	13 U	13 U	13 U	13 U	13 U
C2-NAPHTHALENES	ug/kg	22 J	26 J	33	26 J	14 J
C2-PHENANTHRENE/ANTHRACENE	ug/kg	13 U	13 U	13 U	13 U	13 U
C3-CHRYSENE	ug/kg	13 U	13 U	13 U	13 U	13 U
C3-FLUORANTHENES/PYRENE	ug/kg	13 U	13 U	13 U	13 U	13 U
C3-FLUORENES	ug/kg	13 U	13 U	13 U	13 U	13 U
C3-NAPHTHALENES	ug/kg	21 J	23 J	30 J	20 J	15 J
C3-PHENANTHRENE/ANTHRACENE	ug/kg	13 U	13 U	13 U	13 U	13 U
C4-CHRYSENE	ug/kg	13 U	13 U	13 U	13 U	13 U
C4-NAPHTHALENES	ug/kg	13 U	13 U	13 U	13 U	13 U
C4-PHENANTHRENE/ANTHRACENE	ug/kg	13 U	13 U	13 U	13 U	13 U
CAPROLACTAM	ug/kg	650 U	660 U	650 U	660 U	660 U
CARBAZOLE	ug/kg	320 U	330 U	320 U	330 U	330 U
CHRYSENE	ug/kg	13 U	13 U	13 U	13 U	13 U
DIBENZ(A,H)ANTHRACENE	ug/kg	13 U	13 U	13 U	13 U	13 U
DIBENZOFURAN	ug/kg	320 U	330 U	320 U	330 U	330 U
DIETHYL PHTHALATE	ug/kg	1,300 U	1,300 U	1,300 U	1,300 U	1,300 U
DIMETHYL PHTHALATE	ug/kg	1,300 U	1,300 U	1,300 U	1,300 U	1,300 U
DI-N-BUTYL PHTHALATE	ug/kg	1,300 U	1,300 U	1,300 U	1,300 U	1,300 U
DI-N-OCTYLPHTHALATE	ug/kg	1,300 U	1,300 U	1,300 U	1,300 U	1,300 U
FLUORANTHENE	ug/kg	13 U	13 U	13 J	13 U	13 U
FLUORENE	ug/kg	13 U	15 J	18 J	13 U	13 U
HEXACHLOROBUTADIENE	ug/kg	320 U	330 U	320 U	330 U	330 U
HEXACHLOROCYCLOPENTADIENE	ug/kg	3,200 U	3,300 U	3,200 U	3,300 U	3,300 U
HEXACHLOROETHANE	ug/kg	650 U	660 U	650 U	660 U	660 U
INDENO(1,2,3-C,D)PYRENE	ug/kg	13 U	13 U	13 U	13 U	13 U
ISOPHORONE	ug/kg	320 U	330 U	320 U	330 U	330 U
NAPHTHALENE	ug/kg	13 U	13 U	13 U	13 U	13 U
NITROBENZENE	ug/kg	320 U	330 U	320 U	330 U	330 U
N-NITROSODI-N-PROPYLAMINE	ug/kg	320 U	330 U	320 U	330 U	330 U
N-NITROSODIPHENYLAMINE	ug/kg	320 U	330 U	320 U	330 U	330 U
PENTACHLOROPHENOL	ug/kg	650 U	660 U	650 U	660 U	660 U
PERYLENE	ug/kg	13 U	13 U	13 U	13 U	13 U
PHENANTHRENE	ug/kg	18 J	22 J	33	21 J	15 J
PHENOL	ug/kg	320 U	330 U	320 U	330 U	330 U
PYRENE	ug/kg	13 U	13 U	13 U	13 U	13 U
PYRIDINE	ug/kg	1,300 U	1,300 U	1,300 U	1,300 U	1,300 U
TOTAL HMW PAHs	ug/kg	13 U	13 U	13 J	13 U	13 U
TOTAL LMW PAHs	ug/kg	32 J	55 J	74 J	37 J	15 J

Table C-7
White Perch (Whole Body) Analytical Results

Location ID: / Date Analyzed:	Units	NB03WWPS-COMP02 10/12/15	NB03WWPS-COMP03 10/12/15	NB03WWPS-COMP04 10/12/15	NB03WWPS-COMP05 10/12/15	NB03WWPS-COMP06 10/12/15
TOTAL PAHs	ug/kg	32 J	55 J	87 J	37 J	15 J
Physical Parameters						
MOISTURE (WATER) CONTENT	%	313	311	301	301	315
PERCENT MOISTURE	%	75.8	75.7	75	75.1	75.9

Table C-7
White Perch (Whole Body) Analytical Results

Location ID: Date Analyzed:	Units	NB03WWPS-COMP07 10/12/15	NB03WWPS-COMP08 10/12/15	NB03WWPS-COMP09 10/01/15
Dioxins/Furans				
1,2,3,4,6,7,8-HEPTACHLORODIBENZOFURAN	ng/kg	2.56 JB	2.15 JB [13.6 B]	5.04 B
1,2,3,4,6,7,8-HEPTACHLORODIBENZO-P-DIOXIN	ng/kg	0.928 JB	1.45 JB [1.39 JB]	0.542 JBQ
1,2,3,4,7,8,9-HEPTACHLORODIBENZOFURAN	ng/kg	0.115 U	0.177 JBQ [0.211 JBQ]	0.125 JBQ
1,2,3,4,7,8-HEXACHLORODIBENZOFURAN	ng/kg	0.802 JB	1.26 JB [6.61 BC]	4.14 JB
1,2,3,4,7,8-HEXACHLORODIBENZO-P-DIOXIN	ng/kg	0.445 JBQ	0.667 JB [0.783 JBQ]	0.35 JBQ
1,2,3,6,7,8-HEXACHLORODIBENZOFURAN	ng/kg	3.41 JB	1.58 JC [4.23 BCJ]	3.05 JB
1,2,3,6,7,8-HEXACHLORODIBENZO-P-DIOXIN	ng/kg	1.53 JQ	2.38 J [1.86 JBQ]	0.935 JBQ
1,2,3,7,8,9-HEXACHLORODIBENZOFURAN	ng/kg	0.0728 JBQ	0.132 JB [0.197 JB]	0.143 JBQ
1,2,3,7,8,9-HEXACHLORODIBENZO-P-DIOXIN	ng/kg	0.268 J	0.396 J [0.373 JBQ]	0.217 JBQ
1,2,3,7,8-PENTACHLORODIBENZOFURAN	ng/kg	1.38 BCJ	2 BCJ [3.16 JC]	4.28 JB
1,2,3,7,8-PENTACHLORODIBENZO-P-DIOXIN	ng/kg	1.47 JBQ	2.78 JBQ [0.21 U]	0.0962 U
2,3,4,6,7,8-HEXACHLORODIBENZOFURAN	ng/kg	0.355 JB	0.482 JB [0.809 JB]	0.425 JB
2,3,4,7,8-PENTACHLORODIBENZOFURAN	ng/kg	4.9 BC	4.95 BC [15.4 BC]	9.9 BC
2,3,7,8-TETRACHLORODIBENZOFURAN	ng/kg	9.98 BC	10.4 BC [14.5 C]	4.48 C
2,3,7,8-TETRACHLORODIBENZO-P-DIOXIN	ng/kg	4.06	4.76 [40.4]	30.7 B
OCTACHLORODIBENZOFURAN	ng/kg	0.0583 JBQ	0.161 JBQ [0.666 JB]	0.727 JB
OCTACHLORODIBENZO-P-DIOXIN	ng/kg	3.05 JB	3.95 JB [2.15 JB]	0.821 JB
PERCENT LIPIDS	%	3	3.9 [4.6]	2.3
Metals				
ALUMINUM	mg/kg	5.44 U	5.49 U [5.44 U]	5.33 U
ANTIMONY	mg/kg	0.0641 U	0.0647 U [0.0653 U]	0.0629 U
ARSENIC	mg/kg	0.56	0.712 [0.333 B]	0.732
BARIUM	mg/kg	1.4	0.622 [0.182 U]	0.582
BERYLLIUM	mg/kg	0.0138 U	0.0139 U [0.0141 U]	0.0135 U
CADMIUM	mg/kg	0.0447 U	0.0451 U [0.0455 U]	0.0438 U
CALCIUM	mg/kg	15,200	6,660 [10,700]	15,300
CHROMIUM	mg/kg	0.0971 U	0.119 B [0.099 U]	0.0997 B
COBALT	mg/kg	0.0194 U	0.0238 B [0.0198 U]	0.019 U
COPPER	mg/kg	20.5	36.9 [21.8]	35.7
IRON	mg/kg	19.4 B	21.4 [15.4 BJ]	19.9
LEAD	mg/kg	0.137 B	0.0609 B [0.0257 U]	0.181 B
MAGNESIUM	mg/kg	522	425 [453]	522
MANGANESE	mg/kg	2.28	1.41 [2.13]	1.66
MERCURY	ng/g	117	113 [270]	287
METHYL MERCURY	ng/g	102	117 J [349]	239
NICKEL	mg/kg	0.183 U	0.184 U [0.186 U]	0.179 U
POTASSIUM	mg/kg	3,040	3,570 [2,640]	3,180
SELENIUM	mg/kg	1.47	1.74 [1.16]	1.44
SILVER	mg/kg	0.303	0.525 [0.435]	0.665
SODIUM	mg/kg	1,710	1,660 [1,530]	1,760
THALLIUM	mg/kg	0.0291 U	0.0294 U [0.0297 U]	0.0286 U
TITANIUM	mg/kg	0.165 U	0.167 U [0.45 B]	0.24 B
VANADIUM	mg/kg	0.0291 U	0.0294 U [0.07 B]	0.0286 U
ZINC	mg/kg	21.2	17 [22.3]	24.9

Table C-7
White Perch (Whole Body) Analytical Results

Location ID: / Date Analyzed:	Units	NB03WWPS-COMP07 10/12/15	NB03WWPS-COMP08 10/12/15	NB03WWPS-COMP09 10/01/15
Butyltins				
DIBUTYLTIN	ug/kg	1.2 U	1.3 U [1.3 U]	1.3 UJ
MONOBUTYLTIN	ug/kg	20 UCN	20 UCN [21 UCN]	20 UCNJ
TETRA-N-BUTYLTIN	ug/kg	1.6 U	1.7 U [1.8 U]	1.7 UJ
TRIBUTYLTIN	ug/kg	1.4 U	1.5 U [5.7]	1.8 J
Aroclor PCBs				
AROCLOR 1016	ug/kg	35 U	36 U [72 U]	36 U
AROCLOR 1221	ug/kg	45 U	46 U [92 U]	46 U
AROCLOR 1232	ug/kg	78 U	79 U [160 U]	80 U
AROCLOR 1242	ug/kg	32 U	33 U [66 U]	33 U
AROCLOR 1248	ug/kg	520	700 [2,200]	280
AROCLOR 1254	ug/kg	630	870 [1,800]	33 U
AROCLOR 1260	ug/kg	260 PJ	310 PJ [480]	190 PJ
AROCLOR 1262	ug/kg	32 U	33 U [66 U]	33 U
AROCLOR 1268	ug/kg	32 U	33 U [66 U]	33 U
TOTAL AROCLOR PCBs (SUM OF 7 AROCLORS)	ug/kg	1,410 J	1,880 J [4,480]	470 J
TOTAL AROCLOR PCBs (SUM OF 9 AROCLORS)	ug/kg	1,410 J	1,880 J [4,480]	470 J
Pesticides				
2,4'-DDD	pg/g	88,400 DJ	183,000 DJ [48,300 DJ]	18,800 J
2,4'-DDE	pg/g	13,600 J	18,800 J [20,800]	8,580 J
2,4'-DDT	pg/g	6,710 BJ	15,500 BJ [1,340]	1,300 J
4,4'-DDD	pg/g	233,000 BDJ	424,000 BDJ [141,000 DJ]	66,500 DJ
4,4'-DDE	pg/g	197,000 BDJ	232,000 BDJ [219,000 BD]	103,000 BDJ
4,4'-DDT	pg/g	29,300 BDJ	60,000 BDJ [5,620]	9,130 BJ
ALDRIN	pg/g	53.2 J	85.3 J [180]	29.1 J
ALPHA BHC	pg/g	253 BJ	411 BJ [197]	117 J
ALPHA ENDOSULFAN	pg/g	57.4 UJ	57.4 UDJ [57.4 U]	57.4 UJ
BETA BHC	pg/g	93.9 BJ	142 BJ [108]	46.6 J
BETA ENDOSULFAN	pg/g	58.3 UJ	58.3 UJ [58.3 U]	58.3 UJ
CIS-CHLORDANE	pg/g	35,000 BDJ	53,700 BDJ [81,600 D]	7,100 J
CIS-NONACHLOR	pg/g	13,900 J	16,300 J [18,700]	8,230 J
DELTA BHC	pg/g	5.08 UJ	16.7 J [5.08 U]	5.08 UJ
DIELDRIN	pg/g	17,300 BJ	28,300 BDJ [20,100 J]	8,270 BDJ
ENDOSULFAN SULFATE	pg/g	156 J	224 J [63.3 U]	63.3 UJ
ENDRIN	pg/g	82 J	200 J [71.6]	13.9 UJ
ENDRIN ALDEHYDE	pg/g	131 UJ	131 UJ [R]	131 UJ
ENDRIN KETONE	pg/g	76 UJ	76 UJ [76 U]	76 UJ
GAMMA BHC (LINDANE)	pg/g	50.9 J	81.1 J [62]	34 J
HEPTACHLOR	pg/g	32.5 UJ	32.5 UJ [41.8 J]	19.2 J
HEPTACHLOR EPOXIDE	pg/g	3,590 J	6,490 J [3,720]	1,720 J
HEXACHLOROBENZENE	pg/g	1,050 BJ	1,540 BJ [2,200 B]	2,020 BJ
METHOXYCHLOR	pg/g	38.9 UJ	38.9 UJ [38.9 UJ]	38.9 UJ
MIREX	pg/g	1,060 J	1,720 J [295 J]	244 J
OXYCHLORDANE	pg/g	7,500 J	11,000 J [5,250]	4,760 J
TRANS-CHLORDANE	pg/g	7,900 J	10,400 J [15,600]	3,180 BJ

Table C-7
White Perch (Whole Body) Analytical Results

Location ID: / Date Analyzed:	Units	NB03WWPS-COMP07 10/12/15	NB03WWPS-COMP08 10/12/15	NB03WWPS-COMP09 10/01/15
TRANS-HEPTACHLOR EPOXIDE	pg/g	17 UJ	17 UJ [2,640]	1,200 J
TRANS-NONACHLOR	pg/g	40,100 DJ	57,100 DJ [54,900 D]	19,400 BJ
TOTAL ALPHA + GAMMA CHLORDANE	pg/g	42,900 J	64,100 J [97,200]	10,300 J
TOTAL DDT (2,4)	pg/g	109,000 J	217,000 J [70,400 J]	28,700 J
TOTAL DDT (4,4)	pg/g	459,000 J	716,000 J [366,000 J]	179,000 J
TOTAL DDT (2,4 & 4,4)	pg/g	568,000 J	933,000 J [436,000 J]	207,000 J
PCB Congeners				
PCB-1	ng/kg	111 BJ	156 BJ [177]	126 BJ
PCB-2	ng/kg	6.51 BJ	8.45 BJ [12]	2.79 J
PCB-3	ng/kg	1.09 UJ	1.06 UJ [20.3 JB]	1.09 U
PCB-4	ng/kg	1,280 BEJ	1,770 BEJ [2,940 E]	1,430 BEJ
PCB-5	ng/kg	4.3 J	9.09 J [28.9]	6.61 J
PCB-6	ng/kg	173 BJ	479 BEJ [2,530 E]	206 BJ
PCB-7	ng/kg	17.6 J	36.1 J [139]	15.6 J
PCB-8	ng/kg	441 BEJ	716 BEJ [3,160 BE]	R
PCB-9	ng/kg	29.5 J	60.4 J [232]	37.1 J
PCB-10	ng/kg	146 J	217 J [240]	168 J
PCB-11	ng/kg	173 BJ	192 BJ [289 B]	58.1 BJ
PCB-12/13	ng/kg	23.4 J	33.8 J [94.2]	11.9 J
PCB-14	ng/kg	0.791 UJ	0.774 UJ [3.93 U]	0.793 UJ
PCB-15	ng/kg	97.9 BJ	139 BJ [185 B]	1.59 UJ
PCB-16	ng/kg	1,390 EJ	2,570 EJ [7,910 E]	1,670 BEJ
PCB-17	ng/kg	2,880 BEJ	5,560 BEJ [15,500 E]	3,330 BEJ
PCB-18/30	ng/kg	4,530 BEJ	10,500 BEJ [27,500 BE]	5,130 BEJ
PCB-19	ng/kg	739 EJ	1,400 EJ [2,450 E]	921 EJ
PCB-20/28	ng/kg	12,400 BEJ	19,000 BEJ [80,800 E]	21,100 BEJ
PCB-21/33	ng/kg	1,590 EJ	2,430 EJ [9,930 E]	1,650 EJ
PCB-22	ng/kg	1,950 BEJ	2,760 BEJ [13,500 E]	2,640 BEJ
PCB-23	ng/kg	7.39 J	12.4 J [25.6]	6.71 J
PCB-24	ng/kg	45.5 J	107 J [4.91 U]	52.4 J
PCB-25	ng/kg	1,250 EJ	2,180 EJ [16,700 E]	1,460 EJ
PCB-26/29	ng/kg	2,190 EJ	4,450 EJ [22,400 E]	2,830 EJ
PCB-27	ng/kg	930 EJ	2,220 EJ [2,770 E]	887 EJ
PCB-31	ng/kg	7,540 BEJ	12,600 BEJ [52,100 E]	8,400 BEJ
PCB-32	ng/kg	2,120 BEJ	3,810 BEJ [11,600 E]	2,900 BEJ
PCB-34	ng/kg	83.6 J	130 J [766]	112 J
PCB-35	ng/kg	0.89 UJ	0.87 UJ [4.42 U]	0.892 UJ
PCB-36	ng/kg	0.791 UJ	0.774 UJ [3.93 U]	0.793 UJ
PCB-37	ng/kg	553 EJ	797 EJ [1,990 E]	105 J
PCB-38	ng/kg	11.8 J	16.5 J [48.2]	13.7 J
PCB-39	ng/kg	61.4 J	96.3 J [365]	65.8 J
PCB-40/71	ng/kg	7,830 EJ	13,400 EJ [52,400 E]	10,300 EJ
PCB-41	ng/kg	616 EJ	896 EJ [3,070 E]	609 EJ
PCB-42	ng/kg	5,450 EJ	8,620 EJ [40,000 E]	7,520 EJ
PCB-43	ng/kg	728 EJ	1,350 EJ [5,000 E]	818 EJ

Table C-7
White Perch (Whole Body) Analytical Results

Location ID: / Date Analyzed:	Units	NB03WWPS-COMP07 10/12/15	NB03WWPS-COMP08 10/12/15	NB03WWPS-COMP09 10/01/15
PCB-44/47/65	ng/kg	24,900 BEJ	46,100 BEJ [138,000 E]	31,200 EJ
PCB-45	ng/kg	1,510 EJ	2,410 EJ [9,240 E]	1,960 EJ
PCB-46	ng/kg	658 EJ	1,380 EJ [4,290 E]	790 EJ
PCB-48	ng/kg	2,890 EJ	4,850 EJ [16,300 E]	3,330 EJ
PCB-49/69	ng/kg	21,200 BEJ	42,300 BEJ [116,000 E]	25,900 EJ
PCB-50/53	ng/kg	3,060 EJ	6,940 EJ [17,300 E]	3,400 EJ
PCB-51	ng/kg	1,790 EJ	4,140 EJ [9,620 E]	2,110 EJ
PCB-52	ng/kg	31,000 BEJ	62,800 BEJ [158,000 BE]	35,200 BEJ
PCB-54	ng/kg	90.9 J	249 J [378]	101 J
PCB-55	ng/kg	106 J	219 J [5.89 U]	84.5 J
PCB-56	ng/kg	6,320 EJ	11,100 EJ [39,200 E]	7,130 EJ
PCB-57	ng/kg	96.7 J	130 J [802]	106 J
PCB-58	ng/kg	79.2 J	112 J [830]	154 J
PCB-60	ng/kg	2,600 EJ	4,810 EJ [14,500 E]	3,320 EJ
PCB-61/70/74/76	ng/kg	39,300 BEJ	70,900 BEJ [212,000 E]	47,600 EJ
PCB-62/75	ng/kg	1,940 EJ	3,270 EJ [11,100 E]	2,560 EJ
PCB-63	ng/kg	1,070 EJ	1,800 EJ [7,130 E]	1,430 EJ
PCB-64	ng/kg	8,970 BEJ	16,600 BEJ [53,300 E]	11,800 EJ
PCB-66	ng/kg	27,400 BEJ	45,900 BEJ [136,000 E]	38,600 BEJ
PCB-67	ng/kg	489 J	756 EJ [3,930 E]	637 EJ
PCB-68	ng/kg	312 J	474 J [1,910]	408 J
PCB-72	ng/kg	336 J	418 J [2,670]	541 J
PCB-73	ng/kg	102 J	216 J [6.88 U]	108 J
PCB-77	ng/kg	1,190 EJ	1,740 EJ [6,230 E]	1,160 EJ
PCB-78	ng/kg	1.58 UJ	1.55 UJ [7.86 U]	1.59 UJ
PCB-79	ng/kg	229 J	293 J [973]	198 J
PCB-80	ng/kg	2.91 J	4.54 J [5.4 U]	3.31 J
PCB-81	ng/kg	48.3 J	71.4 J [196]	55.1 J
PCB-82	ng/kg	2,230 EJ	3,620 EJ [10,500 E]	2,010 EJ
PCB-83	ng/kg	1,480 EJ	2,170 EJ [5,260 E]	1,220 EJ
PCB-84	ng/kg	4,100 BEJ	6,960 BEJ [22,100 E]	4,470 EJ
PCB-85/116/117	ng/kg	7,470 EJ	11,100 EJ [27,100 E]	6,380 EJ
PCB-86/87/97/109/119/125	ng/kg	17,800 EJ	27,600 EJ [71,800 E]	16,000 EJ
PCB-88	ng/kg	2.18 UJ	2.13 UJ [10.8 U]	2.18 UJ
PCB-89	ng/kg	269 J	446 J [1,530]	235 J
PCB-90/101/113	ng/kg	38,200 BEJ	62,100 BEJ [119,000 BE]	32,700 BEJ
PCB-91	ng/kg	4,540 EJ	7,520 EJ [22,300 E]	4,940 EJ
PCB-92	ng/kg	6,950 BEJ	10,500 BEJ [24,100 E]	5,940 EJ
PCB-93/100	ng/kg	868 J	1,540 EJ [3,570]	1,210 EJ
PCB-94	ng/kg	243 J	435 J [1,290]	261 J
PCB-95	ng/kg	20,500 BEJ	36,100 BEJ [89,300 E]	20,800 EJ
PCB-96	ng/kg	150 J	295 J [1,010]	179 J
PCB-98/102	ng/kg	1,200 EJ	1,860 EJ [7,050 E]	1,340 EJ
PCB-99	ng/kg	26,800 BEJ	42,600 BEJ [88,900 E]	26,200 EJ
PCB-103	ng/kg	437 J	600 EJ [2,020]	540 J

Table C-7
White Perch (Whole Body) Analytical Results

Location ID: / Date Analyzed:	Units	NB03WWPS-COMP07 10/12/15	NB03WWPS-COMP08 10/12/15	NB03WWPS-COMP09 10/01/15
PCB-104	ng/kg	42.2 J	81.4 J [192]	79.2 J
PCB-105	ng/kg	11,200 EJ	15,200 EJ [37,700 E]	10,100 EJ
PCB-106	ng/kg	1.68 UJ	1.64 UJ [8.35 U]	10.5 J
PCB-107	ng/kg	3,110 EJ	4,630 EJ [11,500 E]	2,930 EJ
PCB-108/124	ng/kg	1,180 J	1,690 EJ [4,690]	944 J
PCB-110/115	ng/kg	35,800 BEJ	62,700 BEJ [126,000 E]	30,900 EJ
PCB-111	ng/kg	57.1 J	85.2 J [135]	56.8 J
PCB-112	ng/kg	72.6 J	115 J [6.88 U]	44.6 J
PCB-114	ng/kg	809 EJ	1,070 EJ [3,310 E]	732 EJ
PCB-118	ng/kg	51,200 BEJ	72,900 BEJ [136,000 E]	44,300 EJ
PCB-120	ng/kg	257 J	386 J [743]	264 J
PCB-121	ng/kg	28 J	48.1 J [84.4]	31.9 J
PCB-122	ng/kg	290 J	391 J [1,330]	243 J
PCB-123	ng/kg	736 EJ	1,030 EJ [2,670]	792 EJ
PCB-126	ng/kg	78.6 J	109 J [367]	99.2 J
PCB-127	ng/kg	73.6 J	107 J [164]	29.2 J
PCB-128/166	ng/kg	4,800 EJ	7,020 EJ [12,400 E]	3,640 EJ
PCB-129/138/163	ng/kg	53,100 BEJ	83,100 BEJ [107,000 E]	40,600 EJ
PCB-130	ng/kg	2,200 EJ	3,160 EJ [5,450 E]	1,760 EJ
PCB-131	ng/kg	239 J	360 J [880]	191 J
PCB-132	ng/kg	6,370 BEJ	10,200 BEJ [20,400 E]	5,120 EJ
PCB-133	ng/kg	991 EJ	1,410 EJ [2,590]	946 EJ
PCB-134	ng/kg	1,230 EJ	1,870 EJ [3,870 E]	985 EJ
PCB-135/151	ng/kg	11,900 BEJ	16,800 BEJ [31,700 E]	9,080 EJ
PCB-136	ng/kg	2,400 EJ	3,780 EJ [8,060 E]	2,140 EJ
PCB-137	ng/kg	1,950 EJ	2,780 EJ [4,900 E]	1,540 EJ
PCB-139/140	ng/kg	636 J	943 J [1,940]	585 J
PCB-141	ng/kg	5,280 BEJ	7,490 BEJ [16,300 E]	4,100 EJ
PCB-142	ng/kg	4.75 J	6.88 J [8.35 U]	5.56 J
PCB-143	ng/kg	77.8 J	101 J [411]	46.5 J
PCB-144	ng/kg	1,380 EJ	1,970 EJ [3,840 E]	1,030 EJ
PCB-145	ng/kg	10.5 J	16.8 J [40.7]	7.83 J
PCB-146	ng/kg	7,970 BEJ	12,100 BEJ [19,800 E]	R
PCB-147/149	ng/kg	22,900 BEJ	34,700 BEJ [62,500 BE]	19,400 BEJ
PCB-148	ng/kg	141 J	205 J [402]	159 J
PCB-150	ng/kg	87.7 J	138 J [381]	134 J
PCB-152	ng/kg	29.1 J	46 J [137]	29.9 J
PCB-153/168	ng/kg	51,600 BEJ	83,300 BEJ [107,000 BE]	45,200 BEJ
PCB-154	ng/kg	945 EJ	1,340 EJ [3,020 E]	1,230 EJ
PCB-155	ng/kg	88.9 J	119 J [701]	331 J
PCB-156/157	ng/kg	4,250 EJ	6,600 EJ [11,900 E]	3,560 EJ
PCB-158	ng/kg	3,150 EJ	4,460 EJ [8,830 E]	2,740 EJ
PCB-159	ng/kg	1.38 UJ	1.35 UJ [6.88 U]	8.53 J
PCB-160	ng/kg	6.23 UJ	6.09 UJ [30.9 U]	24.7 J
PCB-161	ng/kg	1.29 UJ	1.26 UJ [6.39 U]	7.21 J

Table C-7
White Perch (Whole Body) Analytical Results

Location ID: / Date Analyzed:	Units	NB03WWPS-COMP07 10/12/15	NB03WWPS-COMP08 10/12/15	NB03WWPS-COMP09 10/01/15
PCB-162	ng/kg	356 J	543 J [1,070]	309 J
PCB-164	ng/kg	1,840 EJ	2,810 EJ [5,530 E]	1,480 EJ
PCB-165	ng/kg	38.8 J	57 J [81.1]	37 J
PCB-167	ng/kg	1,550 EJ	2,350 EJ [4,480 E]	1,430 EJ
PCB-169	ng/kg	3.45 J	7.67 J [7.37 U]	5.13 J
PCB-170	ng/kg	7,930 EJ	11,900 EJ [21,200 E]	7,010 EJ
PCB-171/173	ng/kg	2,020 EJ	2,890 EJ [5,880]	R
PCB-172	ng/kg	1,620 EJ	2,490 EJ [4,480 E]	1,520 EJ
PCB-174	ng/kg	4,350 EJ	6,800 EJ [13,400 E]	R
PCB-175	ng/kg	387 J	596 EJ [1,080]	R
PCB-176	ng/kg	638 EJ	1,040 EJ [1,800]	482 J
PCB-177	ng/kg	3,760 EJ	5,860 EJ [8,850 E]	R
PCB-178	ng/kg	2,610 EJ	4,020 EJ [6,090 E]	R
PCB-179	ng/kg	2,330 EJ	3,800 EJ [6,850 E]	1,940 EJ
PCB-180/193	ng/kg	25,000 BEJ	39,600 BEJ [58,700 E]	22,200 EJ
PCB-181	ng/kg	88.3 J	128 J [258]	R
PCB-182	ng/kg	76.4 J	116 J [183]	R
PCB-183/185	ng/kg	6,290 EJ	9,450 EJ [18,400 E]	R
PCB-184	ng/kg	32.6 J	47.3 J [164]	51 J
PCB-186	ng/kg	1.69 J	2.58 J [7.37 U]	1.54 J
PCB-187	ng/kg	20,200 BEJ	30,800 BEJ [44,000 E]	R
PCB-188	ng/kg	65.3 J	103 J [215]	103 J
PCB-189	ng/kg	363 J	556 J [947]	311 J
PCB-190	ng/kg	1,880 EJ	2,810 EJ [4,840 E]	1,670 EJ
PCB-191	ng/kg	303 J	428 J [890]	303 J
PCB-192	ng/kg	1.29 UJ	1.26 UJ [17.7 J]	8.16 J
PCB-194	ng/kg	3,600 EJ	5,490 EJ [11,600 E]	3,800 EJ
PCB-195	ng/kg	1,220 EJ	1,830 EJ [3,800]	1,370 EJ
PCB-196	ng/kg	2,010 EJ	2,770 EJ [5,940 E]	2,160 EJ
PCB-197/200	ng/kg	408 J	602 J [1,170]	341 J
PCB-198/199	ng/kg	6,200 EJ	9,160 EJ [17,000 E]	5,830 EJ
PCB-201	ng/kg	693 J	1,050 EJ [1,870]	678 J
PCB-202	ng/kg	2,090 EJ	3,180 EJ [5,500 E]	2,150 EJ
PCB-203	ng/kg	4,060 EJ	5,620 EJ [12,100 E]	4,000 EJ
PCB-204	ng/kg	6.88 J	9.68 J [27.9]	10.9 J
PCB-205	ng/kg	190 J	289 J [554]	201 J
PCB-206	ng/kg	3,040 EJ	4,860 EJ [8,640 E]	3,160 EJ
PCB-207	ng/kg	283 J	424 J [927]	334 J
PCB-208	ng/kg	1,160 EJ	1,870 EJ [3,130]	1,020 EJ
PCB-209	ng/kg	1,510 EJ	2,550 EJ [4,180]	R
TOTAL PCB CONGENERS (209)	ng/kg	767,000 J	1,260,000 J [2,880,000 J]	719,000 J
Semivolatiles				
1,2,4,5-TETRACHLOROBENZENE	ug/kg	330 U	330 U [330 U]	330 U
1,2-DIPHENYLHYDRAZINE	ug/kg	330 U	330 U [330 U]	330 U
1-METHYLNAPHTHALENE	ug/kg	13 U	17 J [8.2 J]	13 U

Table C-7
White Perch (Whole Body) Analytical Results

Location ID: / Date Analyzed:	Units	NB03WWPS-COMP07 10/12/15	NB03WWPS-COMP08 10/12/15	NB03WWPS-COMP09 10/01/15
2,3,4,6-TETRACHLOROPHENOL	ug/kg	1,300 U	1,300 U [1,300 U]	1,300 U
2,4,5-TRICHLOROPHENOL	ug/kg	330 U	330 U [330 U]	330 U
2,4,6-TRICHLOROPHENOL	ug/kg	330 U	330 U [330 U]	330 U
2,4-DICHLOROPHENOL	ug/kg	330 U	330 U [330 U]	330 U
2,4-DIMETHYLPHENOL	ug/kg	330 U	330 U [330 U]	330 U
2,4-DINITROPHENOL	ug/kg	6,000 U	6,000 U [5,900 U]	5,900 U
2,4-DINITROTOLUENE	ug/kg	1,300 U	1,300 U [1,300 U]	1,300 U
2,6-DINITROTOLUENE	ug/kg	330 U	330 U [330 U]	330 U
2-CHLORONAPHTHALENE	ug/kg	130 U	130 U [130 U]	130 UJ
2-CHLOROPHENOL	ug/kg	330 U	330 U [330 U]	330 U
2-METHYLNAPHTHALENE	ug/kg	13 U	18 J [10 J]	13 U
2-METHYLPHENOL (O-CRESOL)	ug/kg	330 U	330 U [330 U]	330 U
2-NITROANILINE	ug/kg	330 U	330 U [330 U]	330 U
2-NITROPHENOL	ug/kg	330 U	330 U [330 U]	330 U
3,3'-DICHLOROBENZIDINE	ug/kg	2,000 U	2,000 U [2,000 U]	2,000 U
3-NITROANILINE	ug/kg	1,300 U	1,300 U [1,300 U]	1,300 U
4,6-DINITRO-2-METHYLPHENOL	ug/kg	3,300 U	3,300 U [3,300 U]	3,300 U
4-BROMOPHENYL PHENYL ETHER	ug/kg	330 U	330 U [330 U]	330 U
4-CHLORO-3-METHYLPHENOL	ug/kg	330 U	330 U [330 U]	330 U
4-CHLOROANILINE	ug/kg	660 U	660 U [660 U]	650 U
4-CHLOROPHENYL PHENYL ETHER	ug/kg	330 U	330 U [330 U]	330 U
4-METHYLPHENOL (P-CRESOL)	ug/kg	330 U	330 U [330 U]	330 U
4-NITROANILINE	ug/kg	1,300 U	1,300 U [1,300 U]	1,300 U
4-NITROPHENOL	ug/kg	3,300 U	3,300 U [3,300 U]	3,300 U
ACENAPHTHENE	ug/kg	23 J	33 [16]	13 U
ACENAPHTHYLENE	ug/kg	13 U	13 U [5.2 U]	13 U
ACETOPHENONE	ug/kg	330 U	330 U [330 U]	330 U
ANTHRACENE	ug/kg	13 U	13 U [5.2 U]	13 U
ATRAZINE	ug/kg	660 U	660 U [660 U]	650 U
BENZALDEHYDE	ug/kg	1,300 U	1,300 U [1,300 U]	1,300 U
BENZIDINE	ug/kg	14,000 U	14,000 U [14,000 U]	14,000 U
BENZO(A)ANTHRACENE	ug/kg	13 U	13 U [5.2 U]	13 U
BENZO(A)PYRENE	ug/kg	13 U	13 U [5.2 U]	13 U
BENZO(B)FLUORANTHENE	ug/kg	13 U	13 UJ [5.2 U]	13 U
BENZO(G,H,I)PERYLENE	ug/kg	13 U	13 UJ [5.2 U]	13 U
Benzo(j)+(k)Fluoranthene	ug/kg	13 U	13 UJ [5.2 U]	13 U
BENZO[E]PYRENE	ug/kg	13 U	13 U [5.2 U]	13 U
BENZOIC ACID	ug/kg	3,300 U	3,300 U [3,300 U]	3,300 U
BENZYL BUTYL PHTHALATE	ug/kg	1,300 U	1,300 U [1,300 U]	1,300 U
BIPHENYL (DIPHENYL)	ug/kg	330 U	330 U [330 U]	330 U
BIS(2-CHLOROETHOXY) METHANE	ug/kg	330 U	330 U [330 U]	330 U
BIS(2-CHLOROETHYL) ETHER (2-CHLOROETHYL ETHER	ug/kg	330 U	330 U [330 U]	330 U
BIS(2-CHLOROISOPROPYL) ETHER	ug/kg	330 U	330 U [330 U]	330 U
BIS(2-ETHYLHEXYL) PHTHALATE	ug/kg	1,300 U	1,300 U [1,300 U]	1,300 U
C1-CHRYSENES	ug/kg	13 U	13 U [5.2 U]	13 U

Table C-7
White Perch (Whole Body) Analytical Results

Location ID: / Date Analyzed:	Units	NB03WWPS-COMP07 10/12/15	NB03WWPS-COMP08 10/12/15	NB03WWPS-COMP09 10/01/15
C1-FLUORANTHENES/PYRENES	ug/kg	13 U	13 U [5.2 U]	13 U
C1-FLUORENES	ug/kg	13 U	13 U [5.2 U]	13 U
C1-NAPHTHALENES	ug/kg	15 J	24 J [14]	13 U
C1-PHENANTHRENE/ANTHRACENE	ug/kg	13 U	13 U [5.2 U]	13 U
C2-CHRYSENE	ug/kg	13 U	13 U [5.2 U]	13 U
C2-FLUORANTHENES/PYRENE	ug/kg	13 U	13 U [5.2 U]	13 U
C2-FLUORENES	ug/kg	13 U	13 U [5.2 U]	13 U
C2-NAPHTHALENES	ug/kg	31 J	41 [21]	13 U
C2-PHENANTHRENE/ANTHRACENE	ug/kg	13 U	13 U [5.2 U]	13 U
C3-CHRYSENE	ug/kg	13 U	13 U [5.2 U]	13 U
C3-FLUORANTHENES/PYRENE	ug/kg	13 U	13 U [5.2 U]	13 U
C3-FLUORENES	ug/kg	13 U	13 U [5.2 U]	13 U
C3-NAPHTHALENES	ug/kg	32 J	42 [20]	13 U
C3-PHENANTHRENE/ANTHRACENE	ug/kg	13 U	13 U [5.2 U]	13 U
C4-CHRYSENE	ug/kg	13 U	13 U [5.2 U]	13 U
C4-NAPHTHALENES	ug/kg	13 U	13 U [5.2 U]	13 U
C4-PHENANTHRENE/ANTHRACENE	ug/kg	13 U	13 U [5.2 U]	13 U
CAPROLACTAM	ug/kg	660 U	660 U [660 U]	650 U
CARBAZOLE	ug/kg	330 U	330 U [330 U]	330 U
CHRYSENE	ug/kg	13 U	13 U [5.2 U]	13 U
DIBENZ(A,H)ANTHRACENE	ug/kg	13 U	13 UJ [5.2 U]	13 U
DIBENZOFURAN	ug/kg	330 U	330 U [330 U]	330 U
DIETHYL PHTHALATE	ug/kg	1,300 U	1,300 U [1,300 U]	1,300 U
DIMETHYL PHTHALATE	ug/kg	1,300 U	1,300 U [1,300 U]	1,300 U
DI-N-BUTYL PHTHALATE	ug/kg	1,300 U	1,300 U [1,300 U]	1,300 U
DI-N-OCTYLPHTHALATE	ug/kg	1,300 U	1,300 U [1,300 U]	1,300 U
FLUORANTHENE	ug/kg	14 J	16 J [7.8 J]	13 U
FLUORENE	ug/kg	17 J	24 J [11 J]	13 U
HEXACHLOROBUTADIENE	ug/kg	330 U	330 U [330 U]	330 U
HEXACHLOROCYCLOPENTADIENE	ug/kg	3,300 U	3,300 U [3,300 U]	3,300 U
HEXACHLOROETHANE	ug/kg	660 U	660 U [660 U]	650 U
INDENO(1,2,3-C,D)PYRENE	ug/kg	13 U	13 UJ [5.2 U]	13 U
ISOPHORONE	ug/kg	330 U	330 U [330 U]	330 U
NAPHTHALENE	ug/kg	13 U	13 U [6.2 J]	13 U
NITROBENZENE	ug/kg	330 U	330 U [330 U]	330 U
N-NITROSODI-N-PROPYLAMINE	ug/kg	330 U	330 U [330 U]	330 U
N-NITROSODIPHENYLAMINE	ug/kg	330 U	330 U [330 U]	330 U
PENTACHLOROPHENOL	ug/kg	660 U	660 U [660 U]	650 U
PERYLENE	ug/kg	13 U	13 U [5.2 U]	13 U
PHENANTHRENE	ug/kg	35	44 [18]	13 U
PHENOL	ug/kg	330 U	330 U [330 U]	330 U
PYRENE	ug/kg	13 U	13 U [5.2 U]	13 U
PYRIDINE	ug/kg	1,300 U	1,300 U [1,300 U]	1,300 U
TOTAL HMW PAHs	ug/kg	14 J	16 J [7.8 J]	13 U
TOTAL LMW PAHs	ug/kg	75 J	119 J [61.2 J]	13 U

Table C-7
White Perch (Whole Body) Analytical Results

Location ID: / Date Analyzed:	Units	NB03WWPS-COMP07 10/12/15	NB03WWPS-COMP08 10/12/15	NB03WWPS-COMP09 10/01/15
TOTAL PAHs	ug/kg	89 J	135 J [69 J]	13 U
Physical Parameters				
MOISTURE (WATER) CONTENT	%	298	284 [227]	333
PERCENT MOISTURE	%	74.9	73.9 [69.4]	76.9

Table C-7
White Perch (Whole Body) Analytical Results

Notes:

1. Totals were calculated using detected values only. If all analytes that make up a given total are non-detect, the total will be reported as the highest detection limit of the individual analytes and will be qualified with a "U" flag to indicate it is a non-detect.
2. Total PCB Congeners (209) = sum of 209 individual congener PCBs
3. Total Aroclor PCBs (Sum of 7 Aroclors) = sum of Aroclor-1016, Aroclor-1221, Aroclor-1232, Aroclor-1242, Aroclor-1248, Aroclor-1254, and Aroclor-1260
4. Total Aroclor PCBs (Sum of 9 Aroclors) = sum of Aroclor-1016, Aroclor-1221, Aroclor-1232, Aroclor-1242, Aroclor-1248, Aroclor-1254, Aroclor-1260, Aroclor-1262, and Aroclor-1268
5. Total Alpha + Gamma Chlordane = sum of alpha-Chlordane and gamma-Chlordane
6. Total DDT (2,4) = sum of 2,4'-DDD, 2,4'-DDE, and 2,4'-DDT
7. Total DDT (4,4) = sum of 4,4'-DDD, 4,4'-DDE, and 4,4'-DDT
8. Total DDT (2,4 & 4,4) = sum of 2,4'-DDD, 2,4'-DDE, 2,4'-DDT, 4,4'-DDD, 4,4'-DDE, and 4,4'-DDT
9. Total HMW PAHs = sum of fluoranthene, pyrene, benzo(a)anthracene, chrysene, benzo(b)fluoranthene, benzo(k)fluoranthene, benzo(a)pyrene, indeno(1,2,3-cd)pyrene, dibenzo(a,h)anthracene, and benzo(g,h,i)perylene.
10. Total LMW PAHs = sum of naphthalene, 2-methylnaphthalene, acenaphthylene, acenaphthene, fluorene, phenanthrene, and anthracene.
11. Total PAHs = sum of Total LMW PAHs and Total HMW PAHs.

DDD = dichlorodiphenyldichloroethane
DDE = dichlorodiphenyldichloroethylene
DDT = dichlorodiphenyltrichloroethane
HMW = high molecular weight
LMW = low molecular weight
PAH = polycyclic aromatic hydrocarbon
PCB = polychlorinated biphenyl

% = percent
mg/kg = milligrams per kilogram
ng/g = nanograms per gram
ng/kg = nanograms per kilogram
pg/g = picograms per gram
ug/kg = micrograms per kilogram

Table C-8
Winter Flounder (Whole Body) Analytical Results

Location ID: / Date Analyzed:	Units	NB03WWFC-COMP03 12/09/15	NB03WWFC-COMP04 12/09/15	NB03WWFC-COMP05 12/15/15	NB03WWFC-COMP06 10/01/15	NB03WWFN-COMP03 10/01/15
Dioxins/Furans						
1,2,3,4,6,7,8-HEPTACHLORODIBENZOFURAN	ng/kg	0.925 JB	0.632 JB	6.93 JB [0.893 JB]	0.432 JB	2.25 JB
1,2,3,4,6,7,8-HEPTACHLORODIBENZO-P-DIOXIN	ng/kg	0.834 JB	0.651 JB	0.721 JB [0.554 JB]	0.367 JBQ	0.978 JBQ
1,2,3,4,7,8,9-HEPTACHLORODIBENZOFURAN	ng/kg	0.0768 JBQ	0.13 JBQ	0.23 JBQ [0.1 JBQ]	0.0279 U	0.122 JB
1,2,3,4,7,8-HEXACHLORODIBENZOFURAN	ng/kg	0.295 JQ	0.247 JQ	1.39 JB [0.302 JBQ]	0.234 JB	0.838 JB
1,2,3,4,7,8-HEXACHLORODIBENZO-P-DIOXIN	ng/kg	0.0468 JBQ	0.0333 U	0.0592 JBQ [0.0738 JBQ]	0.0194 JBQ	0.054 JBQ
1,2,3,6,7,8-HEXACHLORODIBENZOFURAN	ng/kg	0.261 JB	0.223 JB	0.413 JB [0.221 JB]	0.183 JB	0.366 JB
1,2,3,6,7,8-HEXACHLORODIBENZO-P-DIOXIN	ng/kg	0.218 JQ	0.196 JQ	0.233 JQ [0.121 JQ]	0.124 JBQ	0.21 JB
1,2,3,7,8,9-HEXACHLORODIBENZOFURAN	ng/kg	0.063 JBQ	0.0967 JBQ	0.156 JB [0.107 JBQ]	0.0792 JBQ	0.0813 JBQ
1,2,3,7,8,9-HEXACHLORODIBENZO-P-DIOXIN	ng/kg	0.051 JB	0.0462 JBQ	0.0707 J [0.0806 J]	0.0414 JBQ	0.0907 JBQ
1,2,3,7,8-PENTACHLORODIBENZOFURAN	ng/kg	0.272 JBQ	0.278 JB	0.344 JB [0.354 JB]	0.216 JB	0.352 JB
1,2,3,7,8-PENTACHLORODIBENZO-P-DIOXIN	ng/kg	0.244 JB	0.308 JBQ	0.071 U [0.0789 U]	0.0578 JBQ	0.15 JBQ
2,3,4,6,7,8-HEXACHLORODIBENZOFURAN	ng/kg	0.0503 JQ	0.0834 J	0.147 JB [0.0718 JB]	0.0646 JBQ	0.134 JB
2,3,4,7,8-PENTACHLORODIBENZOFURAN	ng/kg	0.785 JB	0.728 JBQ	0.523 JB [0.498 JB]	0.305 JB	0.702 JBQ
2,3,7,8-TETRACHLORODIBENZOFURAN	ng/kg	2.21 C	2.01 C	1.68 C [1.54 C]	0.994	1.96 C
2,3,7,8-TETRACHLORODIBENZO-P-DIOXIN	ng/kg	5.12	3.91	4.45 [4.32]	3.29 B	10.4 B
OCTACHLORODIBENZOFURAN	ng/kg	0.757 JB	0.785 JB	13.9 JB [0.571 JB]	0.274 JBQ	3.36 JB
OCTACHLORODIBENZO-P-DIOXIN	ng/kg	6.05 JB	5.58 JB	4.17 JB [4.09 JBQ]	1.85 JBQ	7.68 JB
PERCENT LIPIDS	%	1.1	1.3	0.69 [0.76]	0.57	1.2
Metals						
ALUMINUM	mg/kg	113	79.1	61.6 [62.8]	5.38 U	5.54 U
ANTIMONY	mg/kg	0.0641 U	0.0635 U	0.0647 U [0.0653 U]	0.0635 U	0.0653 U
ARSENIC	mg/kg	2.71	1.95	1.34 [1.35]	1.85	1.53
BARIUM	mg/kg	1.27	0.59	0.513 [0.548]	0.394	0.956
BERYLLIUM	mg/kg	0.0138 U	0.0137 U	0.0139 U [0.0141 U]	0.0137 U	0.0141 U
CADMIUM	mg/kg	0.0447 U	0.0442 U	0.0451 U [0.0455 U]	0.0442 U	0.0455 U
CALCIUM	mg/kg	10,300	6,560	8,580 [9,740]	6,110	11,400
CHROMIUM	mg/kg	0.485	0.33 B	0.294 B [0.288 B]	0.188 B	0.293 B
COBALT	mg/kg	0.0657 B	0.0599 B	0.0598 B [0.0608 B]	0.04 B	0.0785 B
COPPER	mg/kg	1.22	0.995	1.02 [1.26]	0.683	1.14
IRON	mg/kg	148	115	112 [112]	79.1	132
LEAD	mg/kg	0.545	0.406	0.409 [0.448]	0.379	1.56
MAGNESIUM	mg/kg	492	374	383 [427]	315	493
MANGANESE	mg/kg	9.14	5.76	10.2 [10.4]	9.22	8.07
MERCURY	ng/g	28	187	26.5 [26.3]	43.3	38.8
METHYL MERCURY	ng/g	21.3	25.9	30.5 [31.3]	38.9	R
NICKEL	mg/kg	0.204 B	0.232 B	0.211 B [0.239 B]	0.181 U	0.261 B
POTASSIUM	mg/kg	4,140	3,680	3,660 [3,660]	3,250	3,950
SELENIUM	mg/kg	0.519	0.506	0.669 [0.681]	0.463	0.633
SILVER	mg/kg	0.0235 B	0.0192 U	0.0196 U [0.022 B]	0.0192 U	0.0198 U
SODIUM	mg/kg	1,310	1,260	1,260 [1,300]	1,270	1,570
THALLIUM	mg/kg	0.0291 U	0.0288 U	0.0294 U [0.0297 U]	0.0288 U	0.0297 U
TITANIUM	mg/kg	2.71	2.42	2.71 [2.8]	1.67 B	2.54
VANADIUM	mg/kg	0.0291 U	0.0288 U	0.176 [0.19]	0.0288 U	0.0297 U
ZINC	mg/kg	30.7	24	25.8 [27.7]	18.5	31

Table C-8
Winter Flounder (Whole Body) Analytical Results

Location ID: / Date Analyzed:	Units	NB03WWFC-COMP03 12/09/15	NB03WWFC-COMP04 12/09/15	NB03WWFC-COMP05 12/15/15	NB03WWFC-COMP06 10/01/15	NB03WWFN-COMP03 10/01/15
Butyltins						
DIBUTYLTIN	ug/kg	1.3 U	1.2 U	1.4 U [1.3 U]	1.2 U	1.3 U
MONOBUTYLTIN	ug/kg	20 UCN	19 UCN	22 UCN [21 UCN]	19 UCN	20 UCNJ
TETRA-N-BUTYLTIN	ug/kg	1.6 U	1.6 U	1.8 U [1.8 U]	1.6 U	1.7 U
TRIBUTYLTIN	ug/kg	7	6.3	2.5 [5.9]	1.4 U	7.2
Aroclor PCBs						
AROCLOR 1016	ug/kg	7.2 U	7.2 U	7.1 U [7 U]	7.2 U	7.1 U
AROCLOR 1221	ug/kg	9.2 U	9.1 U	9.1 U [8.9 U]	9.1 U	9 U
AROCLOR 1232	ug/kg	16 U	16 U	16 U [15 U]	16 U	16 U
AROCLOR 1242	ug/kg	6.6 U	6.6 U	6.5 U [6.4 U]	6.6 U	6.5 U
AROCLOR 1248	ug/kg	55 J	52 J	64 [63]	6.6 U	6.5 U
AROCLOR 1254	ug/kg	100 J	91 PJ	98 [110]	6.6 U	28 J
AROCLOR 1260	ug/kg	33 J	32 J	NA	24 J	9.6 U
AROCLOR 1262	ug/kg	6.6 U	6.6 U	6.5 U [6.4 U]	6.6 U	6.5 U
AROCLOR 1268	ug/kg	6.6 U	6.6 U	6.5 U [6.4 U]	6.6 U	6.5 U
TOTAL AROCLOR PCBs (SUM OF 7 AROCLORS)	ug/kg	188 J	175 J	162 [173]	24 J	28 J
TOTAL AROCLOR PCBs (SUM OF 9 AROCLORS)	ug/kg	188 J	175 J	162 [173]	24 J	28 J
Pesticides						
2,4'-DDD	pg/g	836	733 J	618 B [583 B]	302 J	569 J
2,4'-DDE	pg/g	1,490	2,240 J	1,130 B [991 B]	549 J	1,050 J
2,4'-DDT	pg/g	698	215	65.5 [54.7]	53.4 J	176 J
4,4'-DDD	pg/g	10,600	8,460	7,670 B [6,760 B]	2,220 J	6,790 J
4,4'-DDE	pg/g	28,000 BDJ	23,200 BJ	19,200 B [16,700 B]	17,900 BJ	15,500 BJ
4,4'-DDT	pg/g	3,520 B	1,490 B	474 B [345 B]	451 BJ	739 BJ
ALDRIN	pg/g	9.64 J	8.12 J	10.2 J [8.27 J]	3.8 J	7.64 J
ALPHA BHC	pg/g	18 J	36.4 J	20.5 J [26.4 J]	13 J	21.5 J
ALPHA ENDOSULFAN	pg/g	57.4 U	57.4 UJ	57.4 U [57.4 U]	57.4 UJ	57.4 UJ
BETA BHC	pg/g	11 J	13.3 J	11.1 U [11.8 J]	7.29 J	14.4 J
BETA ENDOSULFAN	pg/g	58.3 U	58.3 U	58.3 U [58.3 U]	58.3 UJ	58.3 UJ
CIS-CHLORDANE	pg/g	5,040	3,770	5,060 [5,010]	3,960 J	5,140 J
CIS-NONACHLOR	pg/g	1,310	1,170	1,560 [1,380]	1,700 J	1,570 J
DELTA BHC	pg/g	5.08 U	5.08 U	5.08 U [5.08 U]	5.08 UJ	5.08 UJ
DIELDRIN	pg/g	1,820	2,120 J	2,100 [1,710]	1,210 BJ	2,670 BJ
ENDOSULFAN SULFATE	pg/g	63.3 U	63.3 U	63.3 U [63.3 U]	63.3 UJ	63.3 UJ
ENDRIN	pg/g	13.9 U	13.9 UJ	13.9 U [15.8 J]	13.9 UJ	13.9 UJ
ENDRIN ALDEHYDE	pg/g	131 U	131 U	131 U [131 U]	R	131 UJ
ENDRIN KETONE	pg/g	76 U	76 U	76 U [76 U]	76 UJ	76 UJ
GAMMA BHC (LINDANE)	pg/g	15 J	17.2 J	16.8 J [15.3 J]	8.26 J	26.7 J
HEPTACHLOR	pg/g	32.5 U	32.5 U	32.5 U [32.5 U]	8.17 J	18.3 J
HEPTACHLOR EPOXIDE	pg/g	506	571	563 [566]	269 J	702 J
HEXACHLOROBENZENE	pg/g	616 B	711 B	660 B [593 B]	413 BJ	1,360 BJ
METHOXYCHLOR	pg/g	38.9 U	38.9 UJ	38.9 U [38.9 UJ]	38.9 UJ	38.9 UJ
MIREX	pg/g	50	46.6	71.6 [58.3]	71.2 J	47.4 J
OXYCHLORDANE	pg/g	214	189	263 [220]	166 J	241 J
TRANS-CHLORDANE	pg/g	1,940 B	1,740 B	1,930 [1,930]	1,030 BJ	2,080 BJ
TRANS-HEPTACHLOR EPOXIDE	pg/g	233	17 U	17 U [17 U]	327 J	289 J

Table C-8
Winter Flounder (Whole Body) Analytical Results

Location ID: / Date Analyzed:	Units	NB03WWFC-COMP03 12/09/15	NB03WWFC-COMP04 12/09/15	NB03WWFC-COMP05 12/15/15	NB03WWFC-COMP06 10/01/15	NB03WWFN-COMP03 10/01/15
TRANS-NONACHLOR	pg/g	3,400	3,290 J	3,740 [3,520]	3,990 BJ	3,510 BJ
TOTAL ALPHA + GAMMA CHLORDANE	pg/g	6,980	5,510	6,990 [6,940]	4,990 J	7,220 J
TOTAL DDT (2,4)	pg/g	3,020	3,190 J	1,810 [1,630]	904 J	1,800 J
TOTAL DDT (4,4)	pg/g	42,100 J	33,200 J	27,300 [23,800]	20,600 J	23,000 J
TOTAL DDT (2,4 & 4,4)	pg/g	45,100 J	36,300 J	29,200 [25,400]	21,500 J	24,800 J
PCB Congeners						
PCB-1	ng/kg	62.4 B	49.5 B	56.5 B [59.9 B]	27.1 BJ	38.5 BJ
PCB-2	ng/kg	0.699 U	0.675 U	1.62 J [1.72 J]	1.32 J	4.4 J
PCB-3	ng/kg	6.89	5.57	1.05 U [R]	1.1 U	1.07 UJ
PCB-4	ng/kg	400 E	353 E	429 E [430 E]	208 BJ	322 BEJ
PCB-5	ng/kg	2.63 J	1.66 J	2.02 J [0.794 U]	1.19 J	0.776 UJ
PCB-6	ng/kg	67.6	60.8	78.8 [73.8]	40.6 BJ	52 BJ
PCB-7	ng/kg	5.95	0.771 U	6.73 [6.71]	3.38 J	0.776 UJ
PCB-8	ng/kg	236 B	202 B	254 B [242 B]	123 BJ	R
PCB-9	ng/kg	13.2	12	16.3 [15.9]	7.6 J	0.679 UJ
PCB-10	ng/kg	55.8	53.7	62.3 [58.5]	25.2 J	17.7 J
PCB-11	ng/kg	47.9	43.5	45.6 [44.9]	3.39 UJ	3.3 UJ
PCB-12/13	ng/kg	10.3	8.81	9.17 [9.13]	5.63 J	1.84 UJ
PCB-14	ng/kg	0.798 U	0.771 U	0.766 U [0.794 U]	0.798 UJ	0.776 UJ
PCB-15	ng/kg	63.8 B	55.9 B	59.3 B [58.1 B]	32.8 BJ	55.2 BJ
PCB-16	ng/kg	272 B	255 B	268 [245]	135 BJ	228 BJ
PCB-17	ng/kg	609 BE	566 BE	596 E [549 E]	338 BEJ	571 BEJ
PCB-18/30	ng/kg	900 E	834 E	899 E [835 E]	487 BJ	825 BEJ
PCB-19	ng/kg	282	252	293 E [276]	155 J	244 J
PCB-20/28	ng/kg	3,410 BE	2,680 BE	3,370 BE [3,210 BE]	2,010 BEJ	3,580 BEJ
PCB-21/33	ng/kg	392	334	375 [355]	210 J	375 J
PCB-22	ng/kg	539 BE	447 BE	508 BE [473 BE]	303 BEJ	615 BEJ
PCB-23	ng/kg	1.53 J	0.675 U	1.21 J [0.695 U]	0.699 UJ	1.21 J
PCB-24	ng/kg	0.998 U	0.964 U	0.957 U [0.993 U]	8.04 J	11.8 J
PCB-25	ng/kg	190	169	168 [158]	98.4 J	185 J
PCB-26/29	ng/kg	493	450	510 [481]	274 J	474 J
PCB-27	ng/kg	258	246	262 [245]	147 J	235 J
PCB-31	ng/kg	2,250 BE	1,750 BE	2,090 BE [1,960 BE]	1,160 BEJ	2,080 BEJ
PCB-32	ng/kg	868 BE	724 BE	859 BE [762 BE]	485 BEJ	817 BEJ
PCB-34	ng/kg	15.3	12.6	14 [12.7]	8.26 J	12.4 J
PCB-35	ng/kg	2.72	2.28	1.78 J [1.78 J]	2.09 J	3.02 J
PCB-36	ng/kg	0.798 U	0.771 U	0.766 U [0.794 U]	0.798 UJ	0.776 UJ
PCB-37	ng/kg	102	86.8	102 [96.2]	67.3 J	110 J
PCB-38	ng/kg	2.57	1.96	2.76 [2.84]	3.15 J	3.13 J
PCB-39	ng/kg	9.07	7.64	11.3 [9.55]	6.98 J	11.8 J
PCB-40/71	ng/kg	2,350 E	1,910 E	2,120 E [2,090 E]	1,310 EJ	2,280 EJ
PCB-41	ng/kg	116	83	97.9 [76]	58 J	116 J
PCB-42	ng/kg	600 E	542	473 [442]	336 J	645 EJ
PCB-43	ng/kg	94.7	87.5	74.1 [76.7]	47.2 J	94.7 J
PCB-44/47/65	ng/kg	5,190 E	4,130 E	4,750 E [4,590 E]	3,660 EJ	5,410 EJ
PCB-45	ng/kg	328	253	246 [195]	130 J	315 J

Table C-8
Winter Flounder (Whole Body) Analytical Results

Location ID: Date Analyzed:	Units	NB03WWFC-COMP03 12/09/15	NB03WWFC-COMP04 12/09/15	NB03WWFC-COMP05 12/15/15	NB03WWFC-COMP06 10/01/15	NB03WWFN-COMP03 10/01/15
PCB-46	ng/kg	128	116	101 [97.1]	62.6 J	122 J
PCB-48	ng/kg	577	476	472 [455]	294 J	578 J
PCB-49/69	ng/kg	3,530 E	3,030 E	3,320 E [3,230 E]	2,100 EJ	3,860 EJ
PCB-50/53	ng/kg	491	428	405 [383]	220 J	469 J
PCB-51	ng/kg	488	443	475 [465]	260 J	542 J
PCB-52	ng/kg	3,620 BE	3,200 BE	3,430 E [3,290 E]	1,900 BEJ	3,570 BEJ
PCB-54	ng/kg	42.9	36.6	44.5 [44.7]	22.4 J	42.7 J
PCB-55	ng/kg	25.4	22.3	1.15 U [1.19 U]	12.4 J	26.2 J
PCB-56	ng/kg	875 E	711 E	720 E [698 E]	456 J	978 EJ
PCB-57	ng/kg	27.5	22.8	23.6 [22.2]	13.8 J	22.8 J
PCB-58	ng/kg	19.7	14.4	19.3 [14.9]	11.6 J	20.2 J
PCB-60	ng/kg	844 E	589 E	709 E [693 E]	608 EJ	870 EJ
PCB-61/70/74/76	ng/kg	8,510 E	6,170 E	7,590 E [7,360 E]	5,970 EJ	8,500 EJ
PCB-62/75	ng/kg	524	418	477 [462]	344 J	551 J
PCB-63	ng/kg	173	136	139 [132]	87.1 J	166 J
PCB-64	ng/kg	2,430 E	1,920 E	2,310 BE [2,250 BE]	1,620 EJ	2,540 EJ
PCB-66	ng/kg	5,780 BE	4,150 BE	5,230 BE [5,060 BE]	4,740 BEJ	6,390 BEJ
PCB-67	ng/kg	95.5	74.5	78.9 [74]	45.6 J	99.2 J
PCB-68	ng/kg	71.1	51.3	58.3 [57.7]	37.8 J	64.9 J
PCB-72	ng/kg	128	98.9	123 [120]	89.7 J	118 J
PCB-73	ng/kg	41.2	27.4	1.34 U [23.4]	20.4 J	28.8 J
PCB-77	ng/kg	247	200	226 [220]	129 J	273 J
PCB-78	ng/kg	1.6 U	1.54 U	1.53 U [1.59 U]	1.6 UJ	1.55 UJ
PCB-79	ng/kg	19.7	20.1	19.1 [21.7]	12.2 J	21.6 J
PCB-80	ng/kg	1.16 J	1.06 U	1.05 U [1.09 U]	1.1 UJ	1.07 UJ
PCB-81	ng/kg	8.01	6.37	5.53 [1.79 U]	5.28 J	10.1 J
PCB-82	ng/kg	303	263	256 [251]	173 J	348 J
PCB-83	ng/kg	111	99.4	96.6 [107]	70.6 J	127 J
PCB-84	ng/kg	719 E	603 E	673 E [624 E]	448 J	737 EJ
PCB-85/116/117	ng/kg	1,760	1,300	1,600 [1,500]	1,900 EJ	1,960 EJ
PCB-86/87/97/109/119/125	ng/kg	3,190	2,530	3,050 [2,860]	2,770 J	3,540 EJ
PCB-88	ng/kg	2.2 U	2.12 U	2.11 U [2.18 U]	2.2 UJ	5.21 J
PCB-89	ng/kg	54.1	43.5	52.4 [49.3]	30.8 J	58.4 J
PCB-90/101/113	ng/kg	4,660 E	3,890 E	4,690 BE [4,470 BE]	3,450 BEJ	5,240 BEJ
PCB-91	ng/kg	862 E	714 E	844 E [791 E]	508 J	874 EJ
PCB-92	ng/kg	1,180 E	946 E	1,190 E [1,120 E]	869 EJ	1,220 EJ
PCB-93/100	ng/kg	445	229	383 [340]	364 J	413 J
PCB-94	ng/kg	39.1	33.3	32.1 [30.6]	19.5 J	42 J
PCB-95	ng/kg	2,550 E	2,050 E	2,020 E [1,840 E]	1,520 EJ	2,570 EJ
PCB-96	ng/kg	30.9	26.8	27.7 [25.9]	13.6 J	29.3 J
PCB-98/102	ng/kg	275	228	266 [263]	144 J	281 J
PCB-99	ng/kg	6,570 E	5,000 E	6,480 E [6,070 E]	8,680 EJ	7,530 EJ
PCB-103	ng/kg	103	81.8	95.4 [93.1]	57.3 J	97 J
PCB-104	ng/kg	15.6	11.5	14.2 [12.8]	7.88 J	16.5 J
PCB-105	ng/kg	2,550 E	1,780 E	2,360 E [2,170 E]	2,500 EJ	2,630 EJ
PCB-106	ng/kg	1.7 U	1.64 U	1.63 U [1.69 U]	1.7 UJ	1.65 UJ

Table C-8
Winter Flounder (Whole Body) Analytical Results

Location ID: / Date Analyzed:	Units	NB03WWFC-COMP03 12/09/15	NB03WWFC-COMP04 12/09/15	NB03WWFC-COMP05 12/15/15	NB03WWFC-COMP06 10/01/15	NB03WWFN-COMP03 10/01/15
PCB-107	ng/kg	561	417	505 [485]	378 J	561 J
PCB-108/124	ng/kg	230	172	211 [200]	148 J	230 J
PCB-110/115	ng/kg	7,520 BE	5,880 BE	R [R]	6,760 EJ	7,530 EJ
PCB-111	ng/kg	17	12.9	15.4 [14.4]	18.6 J	18.5 J
PCB-112	ng/kg	1.4 U	1.35 U	1.34 U [1.39 U]	36.7 J	27.6 J
PCB-114	ng/kg	207	138	180 [175]	220 J	217 J
PCB-118	ng/kg	9,370 BE	6,580 BE	8,310 BE [8,000 BE]	10,200 EJ	10,100 EJ
PCB-120	ng/kg	68.6	55.1	65.3 [61.2]	81.3 J	77.7 J
PCB-121	ng/kg	9.28	6.36	7.48 [1.19 U]	6.83 J	8.87 J
PCB-122	ng/kg	22.2	17.7	15.6 [15]	12.1 J	25.3 J
PCB-123	ng/kg	196	155	134 [116]	186 J	231 J
PCB-126	ng/kg	20.6	14.9	19.6 [19.1]	18 J	22.2 J
PCB-127	ng/kg	9.37	6.9	15.5 [1.39 U]	17.7 J	15.5 J
PCB-128/166	ng/kg	1,330 E	993	1,130 [1,110]	1,650 EJ	1,520 EJ
PCB-129/138/163	ng/kg	10,900 E	8,350 E	9,650 E [9,650 E]	15,100 EJ	13,000 EJ
PCB-130	ng/kg	341	277	293 [290]	232 J	352 J
PCB-131	ng/kg	38.5	29.8	35.4 [36.8]	26.6 J	39.6 J
PCB-132	ng/kg	1,200 E	944 E	R [R]	844 EJ	1,290 EJ
PCB-133	ng/kg	237	174	201 [199]	165 J	236 J
PCB-134	ng/kg	307	240	R [R]	194 J	303 J
PCB-135/151	ng/kg	1,970 E	1,550 E	2,020 E [1,960 E]	1,360 EJ	2,000 EJ
PCB-136	ng/kg	358	286	370 [354]	242 J	353 J
PCB-137	ng/kg	472	344	376 [351]	661 EJ	545 J
PCB-139/140	ng/kg	180	135	168 [157]	257 J	223 J
PCB-141	ng/kg	1,140 E	848 E	995 BE [976 BE]	1,050 EJ	1,250 EJ
PCB-142	ng/kg	1.7 U	1.64 U	R [R]	1.7 UJ	1.65 UJ
PCB-143	ng/kg	3.29 U	3.18 U	R [R]	3.29 UJ	3.52 J
PCB-144	ng/kg	231	182	232 [223]	176 J	240 J
PCB-145	ng/kg	2.13 J	1.78 J	1.53 U [1.59 U]	1.6 UJ	2.31 J
PCB-146	ng/kg	1,190 E	934 E	R [R]	986 EJ	R
PCB-147/149	ng/kg	3,670 BE	2,930 BE	3,510 BE [3,280 BE]	2,340 BEJ	3,930 BEJ
PCB-148	ng/kg	34.5	25.5	33.4 [31.4]	23.2 J	32.3 J
PCB-150	ng/kg	36.8	27.5	43.8 [41]	31.9 J	40.7 J
PCB-152	ng/kg	8.97	6.37	8.35 [8.18]	4.83 J	7.28 J
PCB-153/168	ng/kg	12,000 E	8,970 E	10,600 BE [10,800 BE]	20,300 BEJ	15,700 BEJ
PCB-154	ng/kg	430	312	430 [428]	558 J	514 J
PCB-155	ng/kg	70.2	44.5	78.4 [75.6]	97 J	115 J
PCB-156/157	ng/kg	1,030	746	930 [856]	1,220 EJ	1,180 EJ
PCB-158	ng/kg	859 E	628 E	727 E [696 E]	1,160 EJ	1,070 EJ
PCB-159	ng/kg	1.4 U	1.35 U	1.34 U [1.39 U]	1.4 UJ	2.2 J
PCB-160	ng/kg	6.29 U	6.08 U	6.03 U [6.26 U]	6.29 UJ	6.11 UJ
PCB-161	ng/kg	1.3 U	1.25 U	R [R]	1.3 UJ	1.26 UJ
PCB-162	ng/kg	87.6	66.1	68.4 [66.4]	74.2 J	90.8 J
PCB-164	ng/kg	366	284	340 [348]	260 J	431 J
PCB-165	ng/kg	16.3	11.9	R [R]	20.6 J	16.8 J
PCB-167	ng/kg	452	320	418 [379]	530 J	524 J

Table C-8
Winter Flounder (Whole Body) Analytical Results

Location ID: / Date Analyzed:	Units	NB03WWFC-COMP03 12/09/15	NB03WWFC-COMP04 12/09/15	NB03WWFC-COMP05 12/15/15	NB03WWFC-COMP06 10/01/15	NB03WWFN-COMP03 10/01/15
PCB-169	ng/kg	1.5 U	1.45 U	1.44 U [1.49 U]	1.5 UJ	1.45 UJ
PCB-170	ng/kg	1,860 E	1,370 E	1,740 E [1,700 E]	2,380 EJ	2,410 EJ
PCB-171/173	ng/kg	R	R	R [R]	918 J	R
PCB-172	ng/kg	265	199	290 [283]	290 J	314 J
PCB-174	ng/kg	R	R	R [R]	590 J	R
PCB-175	ng/kg	R	R	R [R]	70.1 J	R
PCB-176	ng/kg	114	86.5	134 [124]	120 J	130 J
PCB-177	ng/kg	R	R	R [R]	613 EJ	R
PCB-178	ng/kg	504	378	R [R]	527 J	R
PCB-179	ng/kg	608 E	455	734 E [670 E]	628 EJ	623 EJ
PCB-180/193	ng/kg	5,580 E	4,210 E	5,650 E [5,550 E]	8,600 EJ	7,250 EJ
PCB-181	ng/kg	R	R	R [R]	37.7 J	R
PCB-182	ng/kg	R	R	R [R]	31.4 J	R
PCB-183/185	ng/kg	R	R	R [R]	2,980 EJ	R
PCB-184	ng/kg	18.8	14.1	16 [15.2]	25.8 J	21.7 J
PCB-186	ng/kg	1.5 U	1.45 U	1.44 U [1.49 U]	1.5 UJ	1.45 UJ
PCB-187	ng/kg	R	R	R [R]	3,660 EJ	R
PCB-188	ng/kg	32.9	23.9	33.4 [31.3]	41.9 J	34.9 J
PCB-189	ng/kg	79.4	58.3	81.2 [78.3]	106 J	106 J
PCB-190	ng/kg	394	286	419 [414]	564 J	575 J
PCB-191	ng/kg	83.7	61.8	79.4 [75.9]	127 J	122 J
PCB-192	ng/kg	1.3 U	1.25 U	R [R]	1.3 UJ	1.26 UJ
PCB-194	ng/kg	821	574	1,180 E [1,180 E]	1,210 EJ	1,190 EJ
PCB-195	ng/kg	280	196	326 [307]	368 J	391 J
PCB-196	ng/kg	514	369	566 [531]	780 J	657 J
PCB-197/200	ng/kg	94.2	67.8	125 [116]	137 J	112 J
PCB-198/199	ng/kg	1,080	783	1,520 [1,430]	1,400 J	1,120 J
PCB-201	ng/kg	192	136	225 [214]	254 J	221 J
PCB-202	ng/kg	629	476	714 [671]	709 J	684 J
PCB-203	ng/kg	953 E	700	1,290 E [1,250 E]	1,690 EJ	1,240 EJ
PCB-204	ng/kg	2.18 J	2.03 U	2.12 J [2.09 U]	4.2 J	2.58 J
PCB-205	ng/kg	44.9	31.4	58.5 [55.7]	65.7 J	61.9 J
PCB-206	ng/kg	735	553	1,140 E [1,080 E]	1,210 EJ	900 EJ
PCB-207	ng/kg	68.6	55	94.8 [90.6]	109 J	93.8 J
PCB-208	ng/kg	267	221	377 [371]	R	296 J
PCB-209	ng/kg	372	293	495 [482]	561 J	R
TOTAL PCB CONGENERS (209)	ng/kg	147,000 J	114,000 J	129,000 J [124,000 J]	153,000 J	160,000 J
Semivolatiles						
1,2,4,5-TETRACHLOROBENZENE	ug/kg	330 U	330 U	330 U [330 U]	330 U	330 U
1,2-DIPHENYLHYDRAZINE	ug/kg	330 U	330 U	330 U [330 U]	330 U	330 U
1-METHYLNAPHTHALENE	ug/kg	5.3 U	5.2 U	5.3 U [5.2 U]	13 U	13 U
2,3,4,6-TETRACHLOROPHENOL	ug/kg	1,300 U	1,300 U	1,300 U [1,300 U]	1,300 U	1,300 U
2,4,5-TRICHLOROPHENOL	ug/kg	330 U	330 U	330 U [330 U]	330 U	330 U
2,4,6-TRICHLOROPHENOL	ug/kg	330 U	330 U	330 U [330 U]	330 U	330 U
2,4-DICHLOROPHENOL	ug/kg	330 U	330 U	330 U [330 U]	330 U	330 U
2,4-DIMETHYLPHENOL	ug/kg	330 U	330 U	330 U [330 U]	330 U	330 U

Table C-8
Winter Flounder (Whole Body) Analytical Results

Location ID: / Date Analyzed:	Units	NB03WWFC-COMP03 12/09/15	NB03WWFC-COMP04 12/09/15	NB03WWFC-COMP05 12/15/15	NB03WWFC-COMP06 10/01/15	NB03WWFN-COMP03 10/01/15
2,4-DINITROPHENOL	ug/kg	6,000 U	6,000 U	6,000 U [5,900 U]	6,000 U	6,000 U
2,4-DINITROTOLUENE	ug/kg	1,300 U	1,300 U	1,300 U [1,300 U]	1,300 U	1,300 U
2,6-DINITROTOLUENE	ug/kg	330 U	330 U	330 U [330 U]	330 U	330 U
2-CHLORONAPHTHALENE	ug/kg	130 U	130 U	130 U [130 U]	130 UJ	130 UJ
2-CHLOROPHENOL	ug/kg	330 U	330 U	330 U [330 U]	330 U	330 U
2-METHYLNAPHTHALENE	ug/kg	5.3 U	5.2 U	5.3 U [5.2 U]	13 U	13 U
2-METHYLPHENOL (O-CRESOL)	ug/kg	330 U	330 U	330 U [330 U]	330 U	330 U
2-NITROANILINE	ug/kg	330 U	330 U	330 U [330 U]	330 U	330 U
2-NITROPHENOL	ug/kg	330 U	330 U	330 U [330 U]	330 U	330 U
3,3'-DICHLOROBENZIDINE	ug/kg	2,000 U	2,000 U	2,000 U [2,000 U]	2,000 U	2,000 U
3-NITROANILINE	ug/kg	1,300 U	1,300 U	1,300 U [1,300 U]	1,300 U	1,300 U
4,6-DINITRO-2-METHYLPHENOL	ug/kg	3,300 U	3,300 U	3,300 U [3,300 U]	3,300 U	3,300 U
4-BROMOPHENYL PHENYL ETHER	ug/kg	330 U	330 U	330 U [330 U]	330 U	330 U
4-CHLORO-3-METHYLPHENOL	ug/kg	330 U	330 U	330 U [330 U]	330 U	330 U
4-CHLOROANILINE	ug/kg	660 U	660 U	670 U [650 U]	670 U	660 U
4-CHLOROPHENYL PHENYL ETHER	ug/kg	330 U	330 U	330 U [330 U]	330 U	330 U
4-METHYLPHENOL (P-CRESOL)	ug/kg	330 U	330 U	330 U [330 U]	330 U	330 U
4-NITROANILINE	ug/kg	1,300 U	1,300 U	1,300 U [1,300 U]	1,300 U	1,300 U
4-NITROPHENOL	ug/kg	3,300 U	3,300 U	3,300 U [3,300 U]	3,300 U	3,300 U
ACENAPHTHENE	ug/kg	5.3 U	5.2 U	5.3 U [5.2 U]	13 U	13 U
ACENAPHTHYLENE	ug/kg	5.3 U	5.2 U	5.3 U [5.2 U]	13 U	13 U
ACETOPHENONE	ug/kg	330 U	330 U	330 U [330 U]	330 U	330 U
ANTHRACENE	ug/kg	5.3 U	5.2 U	5.3 U [5.2 U]	13 U	13 U
ATRAZINE	ug/kg	660 U	660 U	670 U [650 U]	670 U	660 U
BENZALDEHYDE	ug/kg	1,300 U	1,300 J	1,300 U [1,300 U]	1,300 U	1,300 U
BENZIDINE	ug/kg	14,000 U	14,000 U	14,000 U [14,000 U]	14,000 U	14,000 U
BENZO(A)ANTHRACENE	ug/kg	5.3 U	5.2 U	5.3 U [5.2 U]	13 U	13 U
BENZO(A)PYRENE	ug/kg	5.3 U	5.2 U	5.3 U [5.2 U]	13 U	13 U
BENZO(B)FLUORANTHENE	ug/kg	5.3 U	5.2 U	5.3 U [5.2 U]	13 U	13 U
BENZO(G,H,I)PERYLENE	ug/kg	5.3 U	5.2 U	5.3 U [5.2 U]	13 U	13 U
Benzo(j)+(k)Fluoranthene	ug/kg	5.3 U	5.2 U	5.3 U [5.2 U]	13 U	13 U
BENZO[E]PYRENE	ug/kg	5.3 U	5.2 U	5.3 U [5.2 U]	13 U	13 U
BENZOIC ACID	ug/kg	3,300 U	3,300 U	3,300 U [3,300 U]	3,300 U	3,300 U
BENZYL BUTYL PHTHALATE	ug/kg	1,300 U	1,300 U	1,300 U [1,300 U]	1,300 U	1,300 U
BIPHENYL (DIPHENYL)	ug/kg	330 U	330 U	330 U [330 U]	330 U	330 U
BIS(2-CHLOROETHOXY) METHANE	ug/kg	330 U	330 U	330 U [330 U]	330 U	330 U
BIS(2-CHLOROETHYL) ETHER (2-CHLOROETHYL ETHER	ug/kg	330 U	330 U	330 U [330 U]	330 U	330 U
BIS(2-CHLOROISOPROPYL) ETHER	ug/kg	330 U	330 U	330 U [330 U]	330 U	330 U
BIS(2-ETHYLHEXYL) PHTHALATE	ug/kg	1,300 U	1,300 U	1,300 U [1,300 U]	1,300 U	1,300 U
C1-CHRYSENES	ug/kg	5.3 U	5.2 U	5.3 U [5.2 U]	13 U	13 U
C1-FLUORANTHENES/PYRENES	ug/kg	5.3 U	5.2 U	5.3 U [5.2 U]	13 U	13 U
C1-FLUORENES	ug/kg	5.3 U	5.2 U	5.3 U [5.2 U]	13 U	13 U
C1-NAPHTHALENES	ug/kg	5.3 U	5.2 U	5.3 U [5.2 U]	13 U	13 U
C1-PHENANTHRENE/ANTHRACENE	ug/kg	5.3 U	5.2 U	5.3 U [5.2 U]	13 U	13 U
C2-CHRYSENE	ug/kg	5.3 U	5.2 U	5.3 U [5.2 U]	13 U	13 U
C2-FLUORANTHENES/PYRENE	ug/kg	5.3 U	5.2 U	5.3 U [5.2 U]	13 U	13 U

Table C-8
Winter Flounder (Whole Body) Analytical Results

Location ID: / Date Analyzed:	Units	NB03WWFC-COMP03 12/09/15	NB03WWFC-COMP04 12/09/15	NB03WWFC-COMP05 12/15/15	NB03WWFC-COMP06 10/01/15	NB03WWFN-COMP03 10/01/15
C2-FLUORENES	ug/kg	5.3 U	5.2 U	5.3 U [5.2 U]	13 U	13 U
C2-NAPHTHALENES	ug/kg	5.3 U	5.2 U	5.3 U [5.2 U]	13 U	13 U
C2-PHENANTHRENE/ANTHRACENE	ug/kg	5.3 U	5.2 U	5.3 U [5.2 U]	13 U	13 U
C3-CHRYSENE	ug/kg	5.3 U	5.2 U	5.3 U [5.2 U]	13 U	13 U
C3-FLUORANTHENES/PYRENE	ug/kg	5.3 U	5.2 U	5.3 U [5.2 U]	13 U	13 U
C3-FLUORENES	ug/kg	5.3 U	5.2 U	5.3 U [5.2 U]	13 U	13 U
C3-NAPHTHALENES	ug/kg	5.3 U	5.2 U	5.3 U [5.2 U]	13 U	13 U
C3-PHENANTHRENE/ANTHRACENE	ug/kg	5.3 U	5.2 U	5.3 U [5.2 U]	13 U	13 U
C4-CHRYSENE	ug/kg	5.3 U	5.2 U	5.3 U [5.2 U]	13 U	13 U
C4-NAPHTHALENES	ug/kg	5.3 U	5.2 U	5.3 U [5.2 U]	13 U	13 U
C4-PHENANTHRENE/ANTHRACENE	ug/kg	5.3 U	5.2 U	5.3 U [5.2 U]	13 U	13 U
CAPROLACTAM	ug/kg	660 U	660 U	670 U [650 U]	670 U	660 U
CARBAZOLE	ug/kg	330 U	330 U	330 U [330 U]	330 U	330 U
CHRYSENE	ug/kg	5.3 U	5.2 U	5.3 U [5.2 U]	13 U	13 U
DIBENZ(A,H)ANTHRACENE	ug/kg	5.3 U	5.2 U	5.3 U [5.2 U]	13 U	13 U
DIBENZOFURAN	ug/kg	330 U	330 U	330 U [330 U]	330 U	330 U
DIETHYL PHTHALATE	ug/kg	1,300 U	1,300 U	1,300 U [1,300 U]	1,300 U	1,300 U
DIMETHYL PHTHALATE	ug/kg	1,300 U	1,300 U	1,300 U [1,300 U]	1,300 U	1,300 U
DI-N-BUTYL PHTHALATE	ug/kg	1,300 U	1,300 U	1,300 U [1,300 U]	1,300 U	1,300 U
DI-N-OCTYLPHTHALATE	ug/kg	1,300 U	1,300 U	1,300 U [1,300 U]	1,300 U	1,300 U
FLUORANTHENE	ug/kg	5.3 U	5.2 U	5.3 U [5.2 U]	13 U	13 U
FLUORENE	ug/kg	5.3 U	5.2 U	5.3 U [5.2 U]	13 U	13 U
HEXACHLOROBUTADIENE	ug/kg	330 U	330 U	330 U [330 U]	330 U	330 U
HEXACHLOROCYCLOPENTADIENE	ug/kg	3,300 U	3,300 U	3,300 U [3,300 U]	3,300 U	3,300 U
HEXACHLOROETHANE	ug/kg	660 U	660 U	670 U [650 U]	670 U	660 U
INDENO(1,2,3-C,D)PYRENE	ug/kg	5.3 U	5.2 U	5.3 U [5.2 U]	13 U	13 U
ISOPHORONE	ug/kg	330 U	330 U	330 U [330 U]	330 U	330 U
NAPHTHALENE	ug/kg	5.3 U	5.2 U	5.3 U [5.2 U]	13 U	13 U
NITROBENZENE	ug/kg	330 U	330 U	330 U [330 U]	330 U	330 U
N-NITROSODI-N-PROPYLAMINE	ug/kg	330 U	330 U	330 U [330 U]	330 U	330 U
N-NITROSODIPHENYLAMINE	ug/kg	330 U	330 U	330 U [330 U]	330 U	330 U
PENTACHLOROPHENOL	ug/kg	660 U	660 U	670 U [650 U]	670 U	660 U
PERYLENE	ug/kg	5.3 U	5.2 U	5.3 U [5.2 U]	13 U	13 U
PHENANTHRENE	ug/kg	5.3 U	5.2 U	5.3 U [5.2 U]	13 U	13 U
PHENOL	ug/kg	330 U	330 U	330 U [330 U]	330 U	450 J
PYRENE	ug/kg	5.3 U	5.2 U	5.3 U [5.2 U]	13 U	13 U
PYRIDINE	ug/kg	1,300 U	1,300 U	1,300 U [1,300 U]	1,300 U	1,300 U
TOTAL HMW PAHs	ug/kg	5.3 U	5.2 U	5.3 U [5.2 U]	13 U	13 U
TOTAL LMW PAHs	ug/kg	5.3 U	5.2 U	5.3 U [5.2 U]	13 U	13 U
TOTAL PAHs	ug/kg	5.3 U	5.2 U	5.3 U [5.2 U]	13 U	13 U
Physical Parameters						
MOISTURE (WATER) CONTENT	%	380	384	377 [368]	461	369
PERCENT MOISTURE	%	79.2	79.3	79 [78.6]	82.2	78.7

Table C-8
Winter Flounder (Whole Body) Analytical Results

Location ID: / Date Analyzed:	Units	NB03WWFN-COMP04 10/01/15	NB03WWFN-COMP05 12/09/15	NB03WWFN-COMP06 10/01/15	NB03WWFS-COMP05 10/01/15	NB03WWFS-COMP06 12/09/15
Dioxins/Furans						
1,2,3,4,6,7,8-HEPTACHLORODIBENZOFURAN	ng/kg	2.02 JB	1.04 JBQ	0.795 JB	0.975 JB	0.5 JBQ
1,2,3,4,6,7,8-HEPTACHLORODIBENZO-P-DIOXIN	ng/kg	1.97 JB	0.676 JB	0.567 JBQ	0.874 JB	0.289 JB
1,2,3,4,7,8,9-HEPTACHLORODIBENZOFURAN	ng/kg	0.107 JB	0.061 U	0.0439 JBQ	0.0538 U	0.0776 JBQ
1,2,3,4,7,8-HEXACHLORODIBENZOFURAN	ng/kg	0.536 JB	0.304 J	0.361 JBQ	0.224 JBQ	0.105 JBQ
1,2,3,4,7,8-HEXACHLORODIBENZO-P-DIOXIN	ng/kg	0.0858 JB	0.045 U	0.0334 JBQ	0.0333 JBQ	0.0445 JBQ
1,2,3,6,7,8-HEXACHLORODIBENZOFURAN	ng/kg	0.457 JB	0.298 JB	0.289 JB	0.154 JB	0.233 JB
1,2,3,6,7,8-HEXACHLORODIBENZO-P-DIOXIN	ng/kg	0.141 JBQ	0.21 JQ	0.186 JBQ	0.2 JB	0.131 JB
1,2,3,7,8,9-HEXACHLORODIBENZOFURAN	ng/kg	0.0769 JBQ	0.102 JB	0.109 JB	0.0852 JB	0.0828 JBQ
1,2,3,7,8,9-HEXACHLORODIBENZO-P-DIOXIN	ng/kg	0.0684 JBQ	0.0867 JBQ	0.0816 JBQ	0.0391 JB	0.0605 JQ
1,2,3,7,8-PENTACHLORODIBENZOFURAN	ng/kg	0.45 JBQ	0.173 JBQ	0.375 JBQ	0.299 JBQ	0.231 JB
1,2,3,7,8-PENTACHLORODIBENZO-P-DIOXIN	ng/kg	0.064 U	0.312 JBQ	0.101 JBQ	0.132 JBQ	0.117 U
2,3,4,6,7,8-HEXACHLORODIBENZOFURAN	ng/kg	0.156 JBQ	0.0627 J	0.0826 JB	0.143 JBQ	0.0676 JB
2,3,4,7,8-PENTACHLORODIBENZOFURAN	ng/kg	0.795 JB	0.722 JB	0.659 JB	0.563 JB	0.437 JB
2,3,7,8-TETRACHLORODIBENZOFURAN	ng/kg	2.27 C	1.83 C	2.23 C	1.7 C	1.28 CQ
2,3,7,8-TETRACHLORODIBENZO-P-DIOXIN	ng/kg	7.41 B	5.84	7.84 B	4.16 B	2
OCTACHLORODIBENZOFURAN	ng/kg	2.06 JBQ	0.826 JB	0.439 JB	0.578 JB	0.197 JB
OCTACHLORODIBENZO-P-DIOXIN	ng/kg	16.5 B	4.26 JB	2.94 JB	5.32 JB	1.35 JB
PERCENT LIPIDS	%	1.6	0.88	1.5	1.2	0.59
Metals						
ALUMINUM	mg/kg	107	74.2	5.33 U	5.44 U	23.8
ANTIMONY	mg/kg	0.0629 U	0.0647 U	0.0629 U	0.0641 U	0.0647 U
ARSENIC	mg/kg	1.84	1.71	1.92	2.01	1.71
BARIUM	mg/kg	0.657	1.16	0.685	0.374 B	0.317 B
BERYLLIUM	mg/kg	0.0135 U	0.0139 U	0.0135 U	0.0138 U	0.0139 U
CADMIUM	mg/kg	0.0438 U	0.0451 U	0.0438 U	0.0447 U	0.0451 U
CALCIUM	mg/kg	9,560	10,500	3,420	6,990	7,200
CHROMIUM	mg/kg	0.492	0.638	0.502	0.229 B	0.419
COBALT	mg/kg	0.0735 B	0.0506 B	0.0796 B	0.0324 B	0.487
COPPER	mg/kg	1.66	1.73	1	0.954	0.805
IRON	mg/kg	180	121	148	94.2	41.7
LEAD	mg/kg	0.856	0.766	0.541	0.366	0.364
MAGNESIUM	mg/kg	509	496	304	373	370
MANGANESE	mg/kg	11.1	13.9	9.5	5.65	6.83
MERCURY	ng/g	37.3	24.9	46.3	25.4	32.8
METHYL MERCURY	ng/g	28.8	22	51.6	28.3	31
NICKEL	mg/kg	0.32 B	0.187 B	0.179 U	0.213 B	0.188 B
POTASSIUM	mg/kg	4,610	4,910	3,510	3,890	3,760
SELENIUM	mg/kg	0.698	0.626	0.519	0.701	0.423
SILVER	mg/kg	0.019 U	0.0231 B	0.019 U	0.0194 U	0.0196 U
SODIUM	mg/kg	1,660	1,250	1,320	1,580	1,280
THALLIUM	mg/kg	0.0286 U	0.0294 U	0.0286 U	0.0291 U	0.0294 U
TITANIUM	mg/kg	3.24	2.27	2.99	1.48 B	0.167 U
VANADIUM	mg/kg	0.0286 U	0.0294 U	0.0286 U	0.0291 U	0.0294 U
ZINC	mg/kg	30	30	20.7	18.1	19.3

Table C-8
Winter Flounder (Whole Body) Analytical Results

Location ID: / Date Analyzed:	Units	NB03WWFN-COMP04 10/01/15	NB03WWFN-COMP05 12/09/15	NB03WWFN-COMP06 10/01/15	NB03WWFS-COMP05 10/01/15	NB03WWFS-COMP06 12/09/15
Butyltins						
DIBUTYLTIN	ug/kg	1.3 U	1.3 U	1.3 U	1.3 U	1.3 U
MONOBUTYLTIN	ug/kg	20 UCNJ	20 UCN	20 UCN	21 UCNJ	20 UCN
TETRA-N-BUTYLTIN	ug/kg	1.7 U	1.7 U	1.7 U	1.7 U	1.7 U
TRIBUTYLTIN	ug/kg	5.4	4.8	3.3	4.1 J	2.7
Aroclor PCBs						
AROCLOR 1016	ug/kg	7.1 U	7 U	7.1 U	7.2 U	7 U
AROCLOR 1221	ug/kg	9 U	9 U	9 U	9.1 U	8.9 U
AROCLOR 1232	ug/kg	16 U	16 U	16 U	16 U	15 U
AROCLOR 1242	ug/kg	6.5 U	6.4 U	6.5 U	6.6 U	6.4 U
AROCLOR 1248	ug/kg	6.5 U	42 PJ	6.5 U	6.6 U	47 PJN
AROCLOR 1254	ug/kg	37	73 J	6.5 U	6.6 U	100 J
AROCLOR 1260	ug/kg	9.6 U	28 J	21 J	38 PJ	47
AROCLOR 1262	ug/kg	6.5 U	6.4 U	6.5 U	6.6 U	6.4 U
AROCLOR 1268	ug/kg	6.5 U	6.4 U	6.5 U	6.6 U	6.4 U
TOTAL AROCLOR PCBs (SUM OF 7 AROCLORS)	ug/kg	37	143 J	21 J	38 J	194 J
TOTAL AROCLOR PCBs (SUM OF 9 AROCLORS)	ug/kg	37	143 J	21 J	38 J	194 J
Pesticides						
2,4'-DDD	pg/g	593 J	493 J	517 J	511 J	1,880
2,4'-DDE	pg/g	1,400 J	1,040 J	728 J	1,760 J	1,360 DJ
2,4'-DDT	pg/g	182 J	116	68.8 J	126 J	479
4,4'-DDD	pg/g	7,540 J	3,980	2,850 J	3,070 J	8,180
4,4'-DDE	pg/g	34,800 BDJ	15,100 B	16,300 BJ	36,600 BDJ	28,300 BD
4,4'-DDT	pg/g	980 BJ	806 B	627 BJ	713 BJ	2,340 B
ALDRIN	pg/g	8.2 J	7.81 J	6.18 J	8.26 J	7.13 J
ALPHA BHC	pg/g	20.8 J	25.9 J	13.1 J	16.3 J	43
ALPHA ENDOSULFAN	pg/g	57.4 UJ	57.4 U	57.4 UJ	57.4 UJ	57.4 U
BETA BHC	pg/g	12.1 J	12.3 J	9.89 J	11.7 J	12.4 J
BETA ENDOSULFAN	pg/g	58.3 UJ	58.3 U	58.3 UJ	R	58.3 U
CIS-CHLORDANE	pg/g	5,740 J	3,370	5,210 J	4,460 J	4,650
CIS-NONACHLOR	pg/g	2,010 J	1,320	1,570 J	1,380 J	1,750
DELTA BHC	pg/g	5.08 UJ	5.08 U	5.08 UJ	5.08 UJ	5.08 U
DIELDRIN	pg/g	2,710 BJ	2,120 J	1,670 BJ	1,910 BJ	3,040
ENDOSULFAN SULFATE	pg/g	63.3 UJ	63.3 U	63.3 UJ	63.3 UJ	63.3 U
ENDRIN	pg/g	13.9 UJ	21.2 J	13.9 UJ	13.9 UJ	14 J
ENDRIN ALDEHYDE	pg/g	131 UJ	131 U	131 UJ	131 UJ	131 U
ENDRIN KETONE	pg/g	76 UJ	76 U	76 UJ	76 UJ	76 U
GAMMA BHC (LINDANE)	pg/g	18.8 J	22.2 J	17.4 J	7.69 UJ	14.2 J
HEPTACHLOR	pg/g	16.6 J	32.5 U	12.5 J	32.5 UJ	12.8 J
HEPTACHLOR EPOXIDE	pg/g	639 J	609	446 J	463 J	716
HEXACHLOROBENZENE	pg/g	1,210 BJ	1,240 B	1,290 BJ	484 BJ	614 B
METHOXYCHLOR	pg/g	38.9 UJ	38.9 U	38.9 UJ	38.9 UJ	38.9 U
MIREX	pg/g	57.8 J	50.6	57.9 J	81.2 J	R
OXYCHLORDANE	pg/g	271 J	218	204 J	240 J	449
TRANS-CHLORDANE	pg/g	2,200 BJ	1,820 B	1,400 BJ	1,350 BJ	2,190 B
TRANS-HEPTACHLOR EPOXIDE	pg/g	322 J	17 U	371 J	327 J	17 U

Table C-8
Winter Flounder (Whole Body) Analytical Results

Location ID: / Date Analyzed:	Units	NB03WWFN-COMP04 10/01/15	NB03WWFN-COMP05 12/09/15	NB03WWFN-COMP06 10/01/15	NB03WWFS-COMP05 10/01/15	NB03WWFS-COMP06 12/09/15
TRANS-NONACHLOR	pg/g	5,450 BJ	3,320 J	3,570 BJ	3,640 BJ	5,480
TOTAL ALPHA + GAMMA CHLORDANE	pg/g	7,940 J	5,190	6,610 J	5,810 J	6,840
TOTAL DDT (2,4)	pg/g	2,180 J	1,650 J	1,310 J	2,400 J	3,720 J
TOTAL DDT (4,4)	pg/g	43,300 J	19,900	19,800 J	40,400 J	38,800
TOTAL DDT (2,4 & 4,4)	pg/g	45,500 J	21,500 J	21,100 J	42,800 J	42,500 J
PCB Congeners						
PCB-1	ng/kg	45.4 BJ	43.8 B	40.5 BJ	57.2 BJ	59.8
PCB-2	ng/kg	1.84 J	0.698 U	1.61 J	2.64 J	1.28 J
PCB-3	ng/kg	1.06 UJ	5.94	1.08 U	1.06 UJ	3.13 J
PCB-4	ng/kg	396 BEJ	336 E	277 BJ	366 BEJ	560 E
PCB-5	ng/kg	3.03 J	2.37 J	1.88 J	3.74 J	1.58 J
PCB-6	ng/kg	76.6 BJ	65.3	53.2 BJ	65.3 BJ	60.8
PCB-7	ng/kg	8.55 J	5.25	4.43 J	6.04 J	6.83
PCB-8	ng/kg	R	210 B	155 BJ	229 BJ	201
PCB-9	ng/kg	18.3 J	13.1	11 J	14.3 J	13.3
PCB-10	ng/kg	38.7 J	42.3	32.8 J	44.3 J	77.1
PCB-11	ng/kg	3.28 UJ	39.1	56.8 BJ	49.7 BJ	32.8 B
PCB-12/13	ng/kg	11.6 J	8.11	7.49 J	8.18 J	3.83 J
PCB-14	ng/kg	0.772 UJ	0.798 U	0.785 UJ	0.771 UJ	0.78 U
PCB-15	ng/kg	72.7 BJ	48.1 B	40.7 BJ	51.3 BJ	26 B
PCB-16	ng/kg	307 BEJ	241 B	174 BJ	183 BJ	183 B
PCB-17	ng/kg	722 BEJ	502 BE	447 BEJ	464 BEJ	454 E
PCB-18/30	ng/kg	1,030 BEJ	764 E	679 BEJ	744 BEJ	731 BE
PCB-19	ng/kg	304 EJ	233	200 J	231 J	281
PCB-20/28	ng/kg	5,830 BEJ	3,000 BE	3,230 BEJ	3,240 BEJ	2,870 BE
PCB-21/33	ng/kg	444 J	332	272 J	303 J	188
PCB-22	ng/kg	860 BEJ	474 BE	459 BEJ	505 BEJ	381 BE
PCB-23	ng/kg	1.34 J	1.2 J	1.03 J	1.1 J	0.953 J
PCB-24	ng/kg	16.3 J	0.997 U	10.4 J	8.38 J	0.975 U
PCB-25	ng/kg	260 J	155	174 J	129 J	124
PCB-26/29	ng/kg	664 EJ	445	477 J	417 J	368
PCB-27	ng/kg	254 J	235	177 J	212 J	232
PCB-31	ng/kg	3,070 BEJ	2,010 BE	1,950 BEJ	2,240 BEJ	1,650 BE
PCB-32	ng/kg	1,170 BEJ	783 BE	601 BEJ	795 BEJ	778 E
PCB-34	ng/kg	11.1 J	12.1	9.87 J	10.4 J	8.08
PCB-35	ng/kg	3.92 J	2.16	3.16 J	0.868 UJ	0.877 U
PCB-36	ng/kg	0.772 UJ	0.798 U	0.785 UJ	0.771 UJ	0.78 U
PCB-37	ng/kg	167 J	78	106 J	73.4 J	64.6
PCB-38	ng/kg	3.32 J	2.57	4.46 J	2.24 J	2.12
PCB-39	ng/kg	11.9 J	8.36	10.2 J	7.25 J	5.04
PCB-40/71	ng/kg	2,550 EJ	2,190 E	1,640 EJ	1,910 EJ	1,470 E
PCB-41	ng/kg	110 J	78	72 J	71 J	4.09 U
PCB-42	ng/kg	678 EJ	465	511 J	324 J	307
PCB-43	ng/kg	74.6 J	75.7	58.1 J	57.9 J	46.2
PCB-44/47/65	ng/kg	6,010 EJ	4,670 E	4,940 EJ	4,580 EJ	3,790 BE
PCB-45	ng/kg	306 J	263	182 J	178 J	200

Table C-8
Winter Flounder (Whole Body) Analytical Results

Location ID: Date Analyzed:	Units	NB03WWFN-COMP04 10/01/15	NB03WWFN-COMP05 12/09/15	NB03WWFN-COMP06 10/01/15	NB03WWFS-COMP05 10/01/15	NB03WWFS-COMP06 12/09/15
PCB-46	ng/kg	110 J	107	85.6 J	77.1 J	72.7
PCB-48	ng/kg	603 EJ	498	419 J	403 J	293
PCB-49/69	ng/kg	4,430 EJ	3,120 E	3,300 EJ	2,800 EJ	2,330 BE
PCB-50/53	ng/kg	420 J	395	332 J	305 J	340
PCB-51	ng/kg	547 J	477	412 J	391 J	319
PCB-52	ng/kg	3,830 BEJ	3,080 BE	3,100 BEJ	2,890 BEJ	2,770 BE
PCB-54	ng/kg	44.9 J	38	30.4 J	33 J	24.1
PCB-55	ng/kg	33.2 J	28.9	22.5 J	34.3 J	1.17 U
PCB-56	ng/kg	1,250 EJ	778 E	839 EJ	687 EJ	637 E
PCB-57	ng/kg	25.2 J	26.6	23.4 J	21.2 J	16.6
PCB-58	ng/kg	21.4 J	18.1	18.4 J	15.4 J	11.2
PCB-60	ng/kg	1,370 EJ	675 E	806 EJ	880 EJ	774 E
PCB-61/70/74/76	ng/kg	11,700 EJ	6,830 E	8,720 EJ	8,860 EJ	6,190 E
PCB-62/75	ng/kg	644 J	478	501 J	471 J	423
PCB-63	ng/kg	182 J	142	122 J	124 J	135
PCB-64	ng/kg	3,520 EJ	2,160 E	2,460 EJ	2,350 EJ	1,830 BE
PCB-66	ng/kg	9,290 BEJ	4,770 BE	6,480 BEJ	5,740 BEJ	4,760 BE
PCB-67	ng/kg	113 J	79.7	78.8 J	69.7 J	58.5
PCB-68	ng/kg	58.2 J	59.4	55.2 J	50.8 J	53.3
PCB-72	ng/kg	108 J	120	128 J	109 J	95.2
PCB-73	ng/kg	25.1 J	35.5	26.7 J	23.4 J	1.36 U
PCB-77	ng/kg	338 J	207	264 J	232 J	239
PCB-78	ng/kg	1.54 UJ	1.6 U	1.57 UJ	1.54 UJ	1.56 U
PCB-79	ng/kg	18.3 J	19.9	16.8 J	15.5 J	17.6
PCB-80	ng/kg	1.06 UJ	1.1 U	1.08 UJ	1.06 UJ	1.07 U
PCB-81	ng/kg	11.9 J	6.88	7.93 J	7.78 J	8.74
PCB-82	ng/kg	352 J	249	240 J	211 J	172
PCB-83	ng/kg	115 J	97.9	106 J	79.3 J	102
PCB-84	ng/kg	725 EJ	639 E	529 J	545 J	514
PCB-85/116/117	ng/kg	2,340 EJ	1,400	1,880 EJ	1,730 J	1,720
PCB-86/87/97/109/119/125	ng/kg	3,570 EJ	2,640	3,300 J	2,870 J	2,370
PCB-88	ng/kg	3.31 J	2.19 U	5.51 J	2.12 UJ	2.14 U
PCB-89	ng/kg	66.1 J	45.9	46.6 J	45.4 J	31.3
PCB-90/101/113	ng/kg	4,340 BEJ	4,100 E	4,860 BEJ	3,920 BEJ	3,740 BE
PCB-91	ng/kg	953 EJ	732 E	652 EJ	645 EJ	617 E
PCB-92	ng/kg	1,010 EJ	1,030 E	1,100 EJ	979 EJ	892 E
PCB-93/100	ng/kg	324 J	340	460 J	374 J	259
PCB-94	ng/kg	28.1 J	31.4	22.5 J	23.1 J	21.2
PCB-95	ng/kg	2,760 EJ	2,130 E	1,760 EJ	1,980 EJ	2,500 E
PCB-96	ng/kg	24.1 J	26.5	16.4 J	20.3 J	19.2
PCB-98/102	ng/kg	261 J	246	201 J	195 J	183
PCB-99	ng/kg	6,790 EJ	5,590 E	8,130 EJ	6,480 EJ	6,330 E
PCB-103	ng/kg	66.9 J	85.7	89.6 J	60.3 J	65.5
PCB-104	ng/kg	14.6 J	12.8	12.2 J	9.1 J	7.66
PCB-105	ng/kg	3,230 EJ	1,910 E	2,730 EJ	2,480 EJ	2,750 E
PCB-106	ng/kg	1.64 UJ	1.69 U	1.67 UJ	1.64 UJ	1.66 U

Table C-8
Winter Flounder (Whole Body) Analytical Results

Location ID: / Date Analyzed:	Units	NB03WWFN-COMP04 10/01/15	NB03WWFN-COMP05 12/09/15	NB03WWFN-COMP06 10/01/15	NB03WWFS-COMP05 10/01/15	NB03WWFS-COMP06 12/09/15
PCB-107	ng/kg	592 EJ	462	511 J	438 J	384
PCB-108/124	ng/kg	218 J	189	225 J	211 J	174
PCB-110/115	ng/kg	9,680 EJ	6,630 BE	8,540 EJ	7,350 EJ	R
PCB-111	ng/kg	10.7 J	15.7	18.5 J	14.4 J	15.1
PCB-112	ng/kg	21.3 J	1.4 U	41.4 J	25.3 J	1.36 U
PCB-114	ng/kg	280 J	146	215 J	212 J	210
PCB-118	ng/kg	12,100 EJ	6,980 BE	10,000 EJ	9,020 EJ	8,220 BE
PCB-120	ng/kg	49.7 J	57.7	79.1 J	60.7 J	65.8
PCB-121	ng/kg	4.74 J	7.01	8.86 J	6.56 J	6.03
PCB-122	ng/kg	27.2 J	20.7	20.8 J	16.7 J	16.7
PCB-123	ng/kg	231 J	151	206 J	176 J	158
PCB-126	ng/kg	23.2 J	13.2	22.1 J	18.9 J	R
PCB-127	ng/kg	14.2 J	11.7	15.6 J	13.2 J	12.7
PCB-128/166	ng/kg	1,690 EJ	1,060	1,360 EJ	1,310 EJ	1,510 E
PCB-129/138/163	ng/kg	12,600 EJ	9,470 E	12,800 EJ	11,200 EJ	11,900 E
PCB-130	ng/kg	365 J	293	290 J	264 J	273
PCB-131	ng/kg	44.6 J	39.1	32.2 J	33.1 J	28
PCB-132	ng/kg	1,470 EJ	1,100 E	1,030 EJ	1,150 EJ	906 E
PCB-133	ng/kg	258 J	213	188 J	187 J	201
PCB-134	ng/kg	299 J	273	203 J	263 J	225
PCB-135/151	ng/kg	1,790 EJ	1,800 E	1,510 EJ	1,830 EJ	1,710 E
PCB-136	ng/kg	348 J	345	257 J	348 J	350
PCB-137	ng/kg	531 J	342	557 J	485 J	523
PCB-139/140	ng/kg	202 J	157	224 J	202 J	201
PCB-141	ng/kg	1,490 EJ	1,000 E	1,130 EJ	1,320 EJ	1,140 E
PCB-142	ng/kg	1.64 UJ	1.69 U	1.67 UJ	1.64 UJ	1.66 U
PCB-143	ng/kg	7.28 J	3.29 U	5.26 J	3.18 UJ	3.22 U
PCB-144	ng/kg	199 J	205	205 J	215 J	209
PCB-145	ng/kg	2 J	1.98 J	1.57 UJ	1.99 J	1.56 U
PCB-146	ng/kg	R	1,080 E	1,130 EJ	1,000 EJ	1,080 E
PCB-147/149	ng/kg	3,450 BEJ	3,300 BE	2,710 BEJ	3,200 BEJ	3,300 BE
PCB-148	ng/kg	17.2 J	29.1	30.4 J	26.6 J	26.8
PCB-150	ng/kg	33.6 J	40.3	38.4 J	37.9 J	35.1
PCB-152	ng/kg	7.04 J	8.8	5.29 J	7.49 J	5
PCB-153/168	ng/kg	9,410 BEJ	10,500 E	15,300 BEJ	12,600 BEJ	14,400 BE
PCB-154	ng/kg	252 J	430	506 J	433 J	468
PCB-155	ng/kg	132 J	75.2	108 J	117 J	71.4
PCB-156/157	ng/kg	1,250 EJ	773	1,050 J	1,060 J	1,140
PCB-158	ng/kg	1,010 EJ	695 E	938 EJ	952 EJ	1,060 E
PCB-159	ng/kg	2.08 J	1.4 U	1.37 UJ	1.35 UJ	1.36 U
PCB-160	ng/kg	6.08 UJ	6.28 U	6.18 UJ	6.08 UJ	6.14 U
PCB-161	ng/kg	1.31 J	1.3 U	1.28 UJ	1.25 UJ	1.27 U
PCB-162	ng/kg	110 J	76.2	75.9 J	76.7 J	80
PCB-164	ng/kg	422 J	323	323 J	338 J	313
PCB-165	ng/kg	10 J	15.7	17.3 J	13.1 J	14.1
PCB-167	ng/kg	528 J	360	470 J	449 J	470

Table C-8
Winter Flounder (Whole Body) Analytical Results

Location ID: / Date Analyzed:	Units	NB03WWFN-COMP04 10/01/15	NB03WWFN-COMP05 12/09/15	NB03WWFN-COMP06 10/01/15	NB03WWFS-COMP05 10/01/15	NB03WWFS-COMP06 12/09/15
PCB-169	ng/kg	1.45 UJ	1.5 U	1.47 UJ	1.45 UJ	1.46 U
PCB-170	ng/kg	3,280 EJ	1,580 E	1,950 EJ	2,090 EJ	2,270 E
PCB-171/173	ng/kg	R	R	703 J	676 J	761
PCB-172	ng/kg	348 J	245	282 J	303 J	286
PCB-174	ng/kg	R	R	648 EJ	791 EJ	679 E
PCB-175	ng/kg	R	R	68.9 J	65.5 J	R
PCB-176	ng/kg	165 J	112	111 J	127 J	133
PCB-177	ng/kg	R	R	719 EJ	748 EJ	707 E
PCB-178	ng/kg	R	497	516 J	508 J	454
PCB-179	ng/kg	832 EJ	618 E	564 J	673 EJ	543
PCB-180/193	ng/kg	6,780 EJ	5,180 E	6,950 EJ	6,500 EJ	6,880 E
PCB-181	ng/kg	R	R	27.5 J	25 J	R
PCB-182	ng/kg	R	R	28.4 J	25.6 J	22.5
PCB-183/185	ng/kg	R	R	2,130 EJ	2,280 EJ	R
PCB-184	ng/kg	12.9 J	17.8	23.1 J	17.8 J	18.6
PCB-186	ng/kg	1.45 UJ	1.5 U	1.47 UJ	1.45 UJ	1.46 U
PCB-187	ng/kg	R	R	3,450 EJ	3,650 EJ	R
PCB-188	ng/kg	34.8 J	30.1	36.2 J	35 J	36.5
PCB-189	ng/kg	103 J	74	93.9 J	92.1 J	89.7
PCB-190	ng/kg	702 EJ	395	433 J	533 J	566
PCB-191	ng/kg	101 J	80.2	94.4 J	104 J	119
PCB-192	ng/kg	1.48 J	1.3 U	1.28 UJ	1.25 UJ	1.27 U
PCB-194	ng/kg	1,460 EJ	1,030 E	995 EJ	1,410 EJ	1,100 E
PCB-195	ng/kg	651 J	265	274 J	423 J	410
PCB-196	ng/kg	681 J	450	562 J	737 J	740
PCB-197/200	ng/kg	125 J	87.7	107 J	140 J	126
PCB-198/199	ng/kg	1,640 J	955	1,280 J	1,590 J	1,250
PCB-201	ng/kg	192 J	170	192 J	248 J	215
PCB-202	ng/kg	731 J	656	560 J	751 J	568
PCB-203	ng/kg	1,230 EJ	1,070 E	1,160 EJ	1,470 EJ	1,420 E
PCB-204	ng/kg	2.03 UJ	2.37 J	3.45 J	3.42 J	2.48 J
PCB-205	ng/kg	66.4 J	50.8	50.4 J	72.8 J	69.6
PCB-206	ng/kg	1,050 EJ	928 E	941 EJ	1,260 EJ	1,010 E
PCB-207	ng/kg	82.4 J	80	73.8 J	122 J	96.9
PCB-208	ng/kg	374 J	277	R	454 J	309
PCB-209	ng/kg	R	441	351 J	700 J	R
TOTAL PCB CONGENERS (209)	ng/kg	173,000 J	127,000 J	159,000 J	152,000 J	131,000 J
Semivolatiles						
1,2,4,5-TETRACHLOROBENZENE	ug/kg	330 U	330 U	330 U	330 U	330 U
1,2-DIPHENYLHYDRAZINE	ug/kg	330 U	330 U	330 U	330 U	330 U
1-METHYLNAPHTHALENE	ug/kg	13 U	5.3 U	13 U	13 UJ	5.3 U
2,3,4,6-TETRACHLOROPHENOL	ug/kg	1,300 U	1,300 U	1,300 U	1,300 U	1,300 U
2,4,5-TRICHLOROPHENOL	ug/kg	330 U	330 U	330 U	330 U	330 U
2,4,6-TRICHLOROPHENOL	ug/kg	330 U	330 U	330 U	330 U	330 U
2,4-DICHLOROPHENOL	ug/kg	330 U	330 U	330 U	330 U	330 U
2,4-DIMETHYLPHENOL	ug/kg	330 U	330 U	330 U	330 U	330 U

Table C-8
Winter Flounder (Whole Body) Analytical Results

Location ID: / Date Analyzed:	Units	NB03WWFN-COMP04 10/01/15	NB03WWFN-COMP05 12/09/15	NB03WWFN-COMP06 10/01/15	NB03WWFS-COMP05 10/01/15	NB03WWFS-COMP06 12/09/15
2,4-DINITROPHENOL	ug/kg	5,900 U	5,900 U	5,900 U	6,000 U	5,900 U
2,4-DINITROTOLUENE	ug/kg	1,300 U	1,300 U	1,300 U	1,300 U	1,300 U
2,6-DINITROTOLUENE	ug/kg	330 U	330 U	330 U	330 U	330 U
2-CHLORONAPHTHALENE	ug/kg	130 UJ	130 U	130 UJ	130 UJ	130 U
2-CHLOROPHENOL	ug/kg	330 U	330 U	330 U	330 U	330 U
2-METHYLNAPHTHALENE	ug/kg	13 U	5.3 U	13 U	13 UJ	5.3 U
2-METHYLPHENOL (O-CRESOL)	ug/kg	330 U	330 U	330 U	330 U	330 U
2-NITROANILINE	ug/kg	330 U	330 U	330 U	330 U	330 U
2-NITROPHENOL	ug/kg	330 U	330 U	330 U	330 U	330 U
3,3'-DICHLOROBENZIDINE	ug/kg	2,000 U	2,000 U	2,000 U	2,000 U	2,000 U
3-NITROANILINE	ug/kg	1,300 U	1,300 U	1,300 U	1,300 U	1,300 U
4,6-DINITRO-2-METHYLPHENOL	ug/kg	3,300 U	3,300 U	3,300 U	3,300 U	3,300 U
4-BROMOPHENYL PHENYL ETHER	ug/kg	330 U	330 U	330 U	330 U	330 U
4-CHLORO-3-METHYLPHENOL	ug/kg	330 U	330 U	330 U	330 U	330 U
4-CHLOROANILINE	ug/kg	650 U	660 U	660 U	670 U	660 U
4-CHLOROPHENYL PHENYL ETHER	ug/kg	330 U	330 U	330 U	330 U	330 U
4-METHYLPHENOL (P-CRESOL)	ug/kg	330 U	330 U	330 U	330 U	330 U
4-NITROANILINE	ug/kg	1,300 U	1,300 U	1,300 U	1,300 U	1,300 U
4-NITROPHENOL	ug/kg	3,300 U	3,300 U	3,300 U	3,300 U	3,300 U
ACENAPHTHENE	ug/kg	13 U	5.3 U	13 U	13 UJ	5.3 U
ACENAPHTHYLENE	ug/kg	13 U	5.3 U	13 U	13 UJ	5.3 U
ACETOPHENONE	ug/kg	330 U	330 U	330 U	330 U	330 U
ANTHRACENE	ug/kg	13 U	5.3 U	13 U	13 UJ	5.3 U
ATRAZINE	ug/kg	650 U	660 U	660 U	670 U	660 U
BENZALDEHYDE	ug/kg	1,300 U	1,300 U	1,300 U	1,300 U	1,300 U
BENZIDINE	ug/kg	14,000 U	14,000 U	14,000 U	14,000 U	14,000 U
BENZO(A)ANTHRACENE	ug/kg	13 U	5.3 U	13 U	13 UJ	5.3 U
BENZO(A)PYRENE	ug/kg	13 U	5.3 U	13 U	13 UJ	5.3 U
BENZO(B)FLUORANTHENE	ug/kg	13 U	5.3 U	13 U	13 UJ	5.3 U
BENZO(G,H,I)PERYLENE	ug/kg	13 U	5.3 U	13 U	13 UJ	5.3 U
Benzo(j)+(k)Fluoranthene	ug/kg	13 U	5.3 U	13 U	13 UJ	5.3 U
BENZO[E]PYRENE	ug/kg	13 U	5.3 U	13 U	13 U	5.3 U
BENZOIC ACID	ug/kg	3,300 U	3,300 U	3,300 U	3,300 U	3,300 U
BENZYL BUTYL PHTHALATE	ug/kg	1,300 U	1,300 U	1,300 U	1,300 U	1,300 U
BIPHENYL (DIPHENYL)	ug/kg	330 U	330 U	330 U	330 U	330 U
BIS(2-CHLOROETHOXY) METHANE	ug/kg	330 U	330 U	330 U	330 U	330 U
BIS(2-CHLOROETHYL) ETHER (2-CHLOROETHYL ETHER	ug/kg	330 U	330 U	330 U	330 U	330 U
BIS(2-CHLOROISOPROPYL) ETHER	ug/kg	330 U	330 U	330 U	330 U	330 U
BIS(2-ETHYLHEXYL) PHTHALATE	ug/kg	1,300 U	1,300 U	1,300 U	1,300 U	1,300 U
C1-CHRYSENES	ug/kg	13 U	5.3 U	13 U	13 U	5.3 U
C1-FLUORANTHENES/PYRENES	ug/kg	13 U	5.3 U	13 U	13 U	5.3 U
C1-FLUORENES	ug/kg	13 U	5.3 U	13 U	13 U	5.3 U
C1-NAPHTHALENES	ug/kg	13 U	5.3 U	13 U	13 U	5.3 U
C1-PHENANTHRENE/ANTHRACENE	ug/kg	13 U	5.3 U	13 U	13 U	5.3 U
C2-CHRYSENE	ug/kg	13 U	5.3 U	13 U	13 U	5.3 U
C2-FLUORANTHENES/PYRENE	ug/kg	13 U	5.3 U	13 U	13 U	5.3 U

Table C-8
Winter Flounder (Whole Body) Analytical Results

Location ID: / Date Analyzed:	Units	NB03WWFN-COMP04 10/01/15	NB03WWFN-COMP05 12/09/15	NB03WWFN-COMP06 10/01/15	NB03WWFS-COMP05 10/01/15	NB03WWFS-COMP06 12/09/15
C2-FLUORENES	ug/kg	13 U	5.3 U	13 U	13 U	5.3 U
C2-NAPHTHALENES	ug/kg	13 U	5.3 U	13 U	13 U	5.3 U
C2-PHENANTHRENE/ANTHRACENE	ug/kg	13 U	5.3 U	13 U	13 U	5.3 U
C3-CHRYSENE	ug/kg	13 U	5.3 U	13 U	13 U	5.3 U
C3-FLUORANTHENES/PYRENE	ug/kg	13 U	5.3 U	13 U	13 U	5.3 U
C3-FLUORENES	ug/kg	13 U	5.3 U	13 U	13 U	5.3 U
C3-NAPHTHALENES	ug/kg	13 U	5.3 U	13 U	13 U	5.3 U
C3-PHENANTHRENE/ANTHRACENE	ug/kg	13 U	5.3 U	13 U	13 U	5.3 U
C4-CHRYSENE	ug/kg	13 U	5.3 U	13 U	13 U	5.3 U
C4-NAPHTHALENES	ug/kg	13 U	5.3 U	13 U	13 U	5.3 U
C4-PHENANTHRENE/ANTHRACENE	ug/kg	13 U	5.3 U	13 U	13 U	5.3 U
CAPROLACTAM	ug/kg	650 U	660 U	660 U	670 U	660 U
CARBAZOLE	ug/kg	330 U	330 U	330 U	330 U	330 U
CHRYSENE	ug/kg	13 U	5.3 U	13 U	13 UJ	5.3 U
DIBENZ(A,H)ANTHRACENE	ug/kg	13 U	5.3 U	13 U	13 UJ	5.3 U
DIBENZOFURAN	ug/kg	330 U	330 U	330 U	330 U	330 U
DIETHYL PHTHALATE	ug/kg	1,300 U	1,300 U	1,300 U	1,300 U	1,300 U
DIMETHYL PHTHALATE	ug/kg	1,300 U	1,300 U	1,300 U	1,300 U	1,300 U
DI-N-BUTYL PHTHALATE	ug/kg	1,300 U	1,300 U	1,300 U	1,300 U	1,300 U
DI-N-OCTYLPHTHALATE	ug/kg	1,300 U	1,300 U	1,300 U	1,300 U	1,300 U
FLUORANTHENE	ug/kg	13 U	5.3 U	13 U	13 UJ	5.3 U
FLUORENE	ug/kg	13 U	5.3 U	13 U	13 UJ	5.3 U
HEXACHLOROBUTADIENE	ug/kg	330 U	330 U	330 U	330 U	330 U
HEXACHLOROCYCLOPENTADIENE	ug/kg	3,300 U	3,300 U	3,300 U	3,300 U	3,300 U
HEXACHLOROETHANE	ug/kg	650 U	660 U	660 U	670 U	660 U
INDENO(1,2,3-C,D)PYRENE	ug/kg	13 U	5.3 U	13 U	13 UJ	5.3 U
ISOPHORONE	ug/kg	330 U	330 U	330 U	330 U	330 U
NAPHTHALENE	ug/kg	13 U	5.3 U	13 U	13 UJ	5.3 U
NITROBENZENE	ug/kg	330 U	330 U	330 U	330 U	330 U
N-NITROSODI-N-PROPYLAMINE	ug/kg	330 U	330 U	330 U	330 U	330 U
N-NITROSODIPHENYLAMINE	ug/kg	330 U	330 U	330 U	330 U	330 U
PENTACHLOROPHENOL	ug/kg	650 U	660 U	660 U	670 U	660 U
PERYLENE	ug/kg	13 U	5.3 U	13 U	13 U	5.3 U
PHENANTHRENE	ug/kg	13 U	5.3 U	13 U	13 UJ	5.3 U
PHENOL	ug/kg	400 J	330 U	330 U	590 J	330 U
PYRENE	ug/kg	13 U	5.3 U	13 U	13 UJ	5.3 U
PYRIDINE	ug/kg	1,300 U	1,300 U	1,300 U	1,300 U	1,300 U
TOTAL HMW PAHs	ug/kg	13 U	5.3 U	13 U	13 U	5.3 U
TOTAL LMW PAHs	ug/kg	13 U	5.3 U	13 U	13 U	5.3 U
TOTAL PAHs	ug/kg	13 U	5.3 U	13 U	13 U	5.3 U
Physical Parameters						
MOISTURE (WATER) CONTENT	%	354	365	420	380	327
PERCENT MOISTURE	%	78	78.5	80.8	79.2	76.6

Table C-8
Winter Flounder (Whole Body) Analytical Results

Notes:

1. Totals were calculated using detected values only. If all analytes that make up a given total are non-detect, the total will be reported as the highest detection limit of the individual analytes and will be qualified with a "U" flag to indicate it is a non-detect.
2. Total PCB Congeners (209) = sum of 209 individual congener PCBs
3. Total Aroclor PCBs (Sum of 7 Aroclors) = sum of Aroclor-1016, Aroclor-1221, Aroclor-1232, Aroclor-1242, Aroclor-1248, Aroclor-1254, and Aroclor-1260
4. Total Aroclor PCBs (Sum of 9 Aroclors) = sum of Aroclor-1016, Aroclor-1221, Aroclor-1232, Aroclor-1242, Aroclor-1248, Aroclor-1254, Aroclor-1260, Aroclor-1262, and Aroclor-1268
5. Total Alpha + Gamma Chlordane = sum of alpha-Chlordane and gamma-Chlordane
6. Total DDT (2,4) = sum of 2,4'-DDD, 2,4'-DDE, and 2,4'-DDT
7. Total DDT (4,4) = sum of 4,4'-DDD, 4,4'-DDE, and 4,4'-DDT
8. Total DDT (2,4 & 4,4) = sum of 2,4'-DDD, 2,4'-DDE, 2,4'-DDT, 4,4'-DDD, 4,4'-DDE, and 4,4'-DDT
9. Total HMW PAHs = sum of fluoranthene, pyrene, benzo(a)anthracene, chrysene, benzo(b)fluoranthene, benzo(k)fluoranthene, benzo(a)pyrene, indeno(1,2,3-cd)pyrene, dibenzo(a,h)anthracene, and benzo(g,h,i)perylene.
10. Total LMW PAHs = sum of naphthalene, 2-methylnaphthalene, acenaphthylene, acenaphthene, fluorene, phenanthrene, and anthracene.
11. Total PAHs = sum of Total LMW PAHs and Total HMW PAHs.

DDD = dichlorodiphenyldichloroethane
DDE = dichlorodiphenyldichloroethylene
DDT = dichlorodiphenyltrichloroethane
HMW = high molecular weight
LMW = low molecular weight
PAH = polycyclic aromatic hydrocarbon
PCB = polychlorinated biphenyl

% = percent
mg/kg = milligrams per kilogram
ng/g = nanograms per gram
ng/kg = nanograms per kilogram
pg/g = picograms per gram
ug/kg = micrograms per kilogram

Table C-9
Lipid Normalized American Eel (Whole Body) Analytical Results

Sample Name: / Date Analyzed:	Units	NB03WAEC-COMP01 01/18/16	NB03WAEC-COMP02 10/08/15	NB03WAEC-COMP03 01/18/16	NB03WAEC-COMP04 10/08/15	NB03WAEC-COMP05 01/18/16
Dioxins/Furans						
1,2,3,4,6,7,8-HpCDD	ng/kg	38.0 JB	30.7 JBQ	16.0 JB	18.2 JB	12.3 JBQ
1,2,3,4,6,7,8-HpCDF	ng/kg	288 B	402 B	60.6 B	118 JB	38.0 B
1,2,3,4,7,8,9-HpCDF	ng/kg	8.53 JBQ	3.97 U	1.72 JB	4.25 JBQ	2.02 JBQ
1,2,3,4,7,8-HxCDD	ng/kg	5.23 JB	7.65 JBQ	4.93 JBQ	4.66 JBQ	3.74 JBQ
1,2,3,4,7,8-HxCDF	ng/kg	59.0 JB	53.1 J	20.6 JB	23.1 J	15.5 JB
1,2,3,6,7,8-HxCDD	ng/kg	42.3 JQ	35.9 JBQ	21.4 J	24.8 JB	19.3 J
1,2,3,6,7,8-HxCDF	ng/kg	141 JB	156 JB	31.8 JB	52.8 JB	24.9 JB
1,2,3,7,8,9-HxCDD	ng/kg	8.03 JB	6.12 JQ	4.62 JBQ	3.97 JQ	3.49 JBQ
1,2,3,7,8,9-HxCDF	ng/kg	3.43 JBQ	3.69 JB	0.920 JBQ	1.80 JBQ	0.680 JBQ
1,2,3,7,8-PCDD	ng/kg	18.2 JBQ	12.6 JBQ	6.82 JBQ	2.86 U	7.35 JBQ
1,2,3,7,8-PCDF	ng/kg	73.3 JBQ	61.8 JB	27.4 JB	1.49 U	16.5 JB
2,3,4,6,7,8-HxCDF	ng/kg	9.17 JBQ	5.71 JB	3.39 JB	4.25 JB	3.13 JB
2,3,4,7,8-PCDF	ng/kg	215 BC	202 JB	63.2 BC	83.4 JB	40.8 BC
2,3,7,8-TCDD	ng/kg	110	128 B	64.7	92.2 B	69.2
2,3,7,8-TCDF	ng/kg	6.10 U	4.66 U	1.57 U	3.09 JQ	1.02 U
OCDD	ng/kg	127 JB	45.7 JBQ	33.0 JBQ	45.6 JB	20.2 JB
OCDF	ng/kg	26.6 JB	7.06 JB	5.87 JBQ	8.94 JBQ	2.93 JBQ
Butyltins						
Dibutyltin	ug/kg	43 UJ	76 U	14 UJ	41 U	R
Monobutyltin	ug/kg	670 UJCN	1,200 UJCN	230 UJCN	630 UJCN	R
Tetra-n-butyltin	ug/kg	57 UJ	100 U	18 UJ	53 U	R
Tributyltin	ug/kg	50 UJ	88 U	16 UJ	47 U	R
Aroclor PCBs						
Aroclor 1016	ug/kg	240 U	420 U	82 U	220 U	53 U
Aroclor 1221	ug/kg	300 U	530 U	100 U	280 U	68 U
Aroclor 1232	ug/kg	530 U	940 U	180 U	470 U	120 U
Aroclor 1242	ug/kg	220 U	380 U	75 U	200 U	49 U
Aroclor 1248	ug/kg	220 U	380 U	75 U	200 U	49 U
Aroclor 1254	ug/kg	5,300	11,000	2,600 PJ	7,200	2,600 PJN
Aroclor 1260	ug/kg	3,000	12,000 PJ	1,300	7,200 PJ	1,600
Aroclor 1262	ug/kg	220 U	380 U	75 U	200 U	49 U
Aroclor 1268	ug/kg	220 U	380 U	75 U	200 U	49 U
Total Aroclor PCBs (Sum Of 7 Aroclors)	ug/kg	8,300	23,000 J	3,900 J	14,000 J	4,300 J
Total Aroclor PCBs (Sum Of 9 Aroclors)	ug/kg	8,300	23,000 J	3,900 J	14,000 J	4,300 J
Pesticides						
2,4'-DDD	pg/g	32,500	71,200 J	27,200	42,500 J	15,700
2,4'-DDE	pg/g	14,400	40,900 J	21,800	20,400 J	6,530
2,4'-DDT	pg/g	2,840	4,680 J	1,790	4,060 J	2,040
4,4'-DDD	pg/g	613,000	2,440,000 JD	695,000 D	2,260,000 JD	604,000 D
4,4'-DDE	pg/g	2,140,000 BD	6,120,000 JBD	1,540,000 BD	4,590,000 JBD	1,220,000 BD
4,4'-DDT	pg/g	23,900	73,500 JB	15,700	244,000 JB	13,600 J
Aldrin	pg/g	967 J	1,290 J	486	881 J	392
Alpha BHC	pg/g	967 J	2,490 J	1,180	2,060 J	1,180
Alpha endosulfan	pg/g	1,910 U	3,380 UJ	660 U	R	428 U

Table C-9
Lipid Normalized American Eel (Whole Body) Analytical Results

Sample Name: / Date Analyzed:	Units	NB03WAEC-COMP01 01/18/16	NB03WAEC-COMP02 10/08/15	NB03WAEC-COMP03 01/18/16	NB03WAEC-COMP04 10/08/15	NB03WAEC-COMP05 01/18/16
Beta BHC	pg/g	857 J	2,160 J	762	1,750 J	940
Beta endosulfan	pg/g	1,940 U	3,430 UJ	670 U	1,820 UJ	435 U
cis-Chlordane	pg/g	457,000	201,000 J	176,000	231,000 J	146,000
cis-Nonachlor	pg/g	272,000	453,000 J	93,900	286,000 J	85,100
Delta BHC	pg/g	169 U	R	R	R	37.9 U
Dieldrin	pg/g	292,000	371,000 J	114,000	237,000 J	107,000
Endosulfan sulfate	pg/g	2,110 U	3,720 UJ	728 U	1,980 UJ	472 U
Endrin	pg/g	463 U	1,180 J	354 J	866 J	347
Endrin aldehyde	pg/g	4,370 U	7,710 UJ	1,510 U	4,090 UJ	978 U
Endrin ketone	pg/g	2,530 U	R	R	2,380 UJ	R
Gamma BHC (Lindane)	pg/g	387 J	935 J	417 J	741 J	351
Heptachlor	pg/g	1,080 U	1,910 UJ	56.9 J	1,020 UJ	45.2 J
Heptachlor epoxide	pg/g	41,000	63,500 J	20,800	44,700 J	23,400
Hexachlorobenzene	pg/g	42,300 B	112,000 JB	27,600 B	60,900 JB	25,300 B
Methoxychlor	pg/g	1,300 U	R	R	1,220 UJ	R
Mirex	pg/g	4,600	19,200 J	3,460 J	12,300 J	R
Oxychlordane	pg/g	148,000	304,000 J	42,400	218,000 J	61,500
Trans-chlordane	pg/g	133,000	145,000 J	68,300	81,600 J	42,000
Trans-heptachlor epoxide	pg/g	567 U	1,000 UJ	195 U	531 UJ	127 U
Trans-nonachlor	pg/g	607,000	1,030,000 JD	225,000	738,000 JD	155,000 D
Total Alpha + Gamma Chlordane	pg/g	589,000	345,000 J	244,000	313,000 J	188,000
Total DDT (2,4)	pg/g	49,700	117,000 J	50,900	67,000 J	24,200
Total DDT (4,4)	pg/g	2,770,000	8,630,000 J	2,250,000	7,090,000 J	1,830,000 J
Total DDT (2,4 & 4,4)	pg/g	2,820,000	8,740,000 J	2,300,000	7,160,000 J	1,860,000 J
PCB Congeners						
PCB-1	ng/kg	R	347 J	R	198 J	R
PCB-2	ng/kg	220 U	40.1 UJ	61.4 U	33.1 J	44.6 U
PCB-3	ng/kg	347 U	269 J	96.6 U	113 J	70.2 U
PCB-4	ng/kg	3,100 B	2,730 J	1,840 B	1,660 J	1,010 B
PCB-5	ng/kg	252 U	45.8 UJ	70.2 U	24.2 UJ	51.0 U
PCB-6	ng/kg	517 J	255 J	234	172 J	153
PCB-7	ng/kg	743	45.8 UJ	70.2 U	24.2 UJ	51.0 U
PCB-8	ng/kg	2,300 B	994 BJ	914 B	613 BJ	566 B
PCB-9	ng/kg	220 U	90.0 J	61.4 U	21.1 UJ	44.8 J
PCB-10	ng/kg	410 U	231 J	114 U	154 J	82.8 U
PCB-11	ng/kg	4,170 B	2,810 BJ	1,760 B	1,870 BJ	1,460 B
PCB-12/13	ng/kg	597 U	302 J	172 J	193 J	124 J
PCB-14	ng/kg	252 U	45.8 UJ	70.2 U	24.2 UJ	51.0 U
PCB-15	ng/kg	2,180	1,760 BJ	1,020	1,270 BJ	1,160
PCB-16	ng/kg	1,480 B	R	630 B	R	514 B
PCB-17	ng/kg	2,640 B	2,210 J	1,330 B	1,400 J	940 B
PCB-18/30	ng/kg	6,970	6,290 J	4,250	4,000 J	2,570
PCB-19	ng/kg	2,780	2,580 J	1,440	1,550 J	955
PCB-20/28	ng/kg	202,000 E	210,000 BEJ	100,000 E	129,000 BEJ	81,300 E
PCB-21/33	ng/kg	1,760	120 UJ	660	63.4 UJ	531

Table C-9
Lipid Normalized American Eel (Whole Body) Analytical Results

Sample Name: / Date Analyzed:	Units	NB03WAEC-COMP01 01/18/16	NB03WAEC-COMP02 10/08/15	NB03WAEC-COMP03 01/18/16	NB03WAEC-COMP04 10/08/15	NB03WAEC-COMP05 01/18/16
PCB-22	ng/kg	10,100 B	9,180 J	5,200 B	5,910 J	3,290 B
PCB-23	ng/kg	220 U	40.1 UJ	61.4 U	21.1 UJ	44.6 U
PCB-24	ng/kg	314 U	57.2 UJ	87.7 U	30.2 UJ	63.8 U
PCB-25	ng/kg	2,130	2,240 J	1,400	1,330 J	754
PCB-26/29	ng/kg	26,600	29,600 J	14,700	18,000 J	12,600
PCB-27	ng/kg	947	912 J	600	600 J	368
PCB-31	ng/kg	58,300 B	71,200 EJ	39,000 BE	42,200 EJ	31,900 BE
PCB-32	ng/kg	5,030	5,830 J	3,100	3,560 J	1,520
PCB-34	ng/kg	397 J	394 J	301	274 J	112 J
PCB-35	ng/kg	283 U	51.5 UJ	79.0 U	27.2 UJ	57.4 U
PCB-36	ng/kg	252 U	45.8 UJ	70.2 U	24.2 UJ	51.0 U
PCB-37	ng/kg	6,970	3,520 J	2,200	1,980 J	1,700
PCB-38	ng/kg	923	536 J	345	331 J	207
PCB-39	ng/kg	252 U	45.8 UJ	70.2 U	24.2 UJ	51.0 U
PCB-40/71	ng/kg	23,600	19,400 J	13,200	11,900 J	6,660
PCB-41	ng/kg	1,320 U	241 UJ	369 U	127 UJ	268 U
PCB-42	ng/kg	104,000	67,600 EJ	38,200	39,100 EJ	18,700
PCB-43	ng/kg	1,150 J	80.0 UJ	654	42.2 UJ	244 J
PCB-44/47/65	ng/kg	750,000 E	566,000 EJ	290,000 E	438,000 EJ	207,000 E
PCB-45	ng/kg	5,100	5,190 J	2,940	3,160 J	1,860
PCB-46	ng/kg	863	829 J	576	494 J	307
PCB-48	ng/kg	1,140 J	1,060 J	614	619 J	413
PCB-49/69	ng/kg	147,000	109,000 EJ	68,400	59,400 EJ	32,200
PCB-50/53	ng/kg	7,200	6,240 J	4,850	4,000 J	2,610
PCB-51	ng/kg	3,870	3,470 J	2,680	2,130 J	1,120
PCB-52	ng/kg	1,060,000 BE	682,000 BEJ	413,000 BE	450,000 BEJ	281,000 BE
PCB-54	ng/kg	440 U	352 J	194 J	199 J	128 J
PCB-55	ng/kg	377 U	68.8 UJ	303 J	36.3 UJ	76.9 U
PCB-56	ng/kg	3,250	2,710 J	1,790	1,550 J	1,040
PCB-57	ng/kg	997 J	806 J	534	33.1 UJ	477
PCB-58	ng/kg	6,430	4,030 J	2,180	1,870 J	1,290
PCB-60	ng/kg	60,000	49,000 EJ	27,200	28,600 EJ	23,500
PCB-61/70/74/76	ng/kg	273,000	262,000 EJ	134,000	164,000 EJ	113,000
PCB-62/75	ng/kg	87,700	59,400 J	32,200	37,500 J	20,300
PCB-63	ng/kg	24,300	21,300 J	10,000	11,200 J	9,250
PCB-64	ng/kg	533,000 E	333,000 EJ	164,000 E	188,000 EJ	117,000 E
PCB-66	ng/kg	473,000 BE	414,000 BEJ	194,000 BE	256,000 BEJ	139,000 BE
PCB-67	ng/kg	1,200 J	2,060 J	928	1,530 J	654
PCB-68	ng/kg	5,570	4,680 J	2,590	2,130 J	2,240
PCB-72	ng/kg	9,570	7,650 J	5,100	4,060 J	4,100
PCB-73	ng/kg	1,180 J	80.0 UJ	701	42.2 UJ	226 J
PCB-77	ng/kg	1,060 J	759 J	454	703 J	337
PCB-78	ng/kg	503 U	91.8 UJ	140 U	48.4 UJ	102 U
PCB-79	ng/kg	4,400	2,490 J	1,530	1,220 J	468
PCB-80	ng/kg	347 U	62.9 UJ	96.6 U	33.1 UJ	70.2 U

Table C-9
Lipid Normalized American Eel (Whole Body) Analytical Results

Sample Name: / Date Analyzed:	Units	NB03WAEC-COMP01 01/18/16	NB03WAEC-COMP02 10/08/15	NB03WAEC-COMP03 01/18/16	NB03WAEC-COMP04 10/08/15	NB03WAEC-COMP05 01/18/16
PCB-81	ng/kg	R	103 UJ	R	54.4 UJ	R
PCB-82	ng/kg	29,100	16,500 J	13,200	9,690 J	5,780
PCB-83	ng/kg	52,000	166 UJ	20,000	17,500 J	12,300
PCB-84	ng/kg	76,000	43,400 EJ	43,300	30,100 EJ	21,500
PCB-85/116/117	ng/kg	269,000	171,000 EJ	97,700	115,000 EJ	68,600
PCB-86/87/97/109/119/125	ng/kg	321,000	164,000 J	122,000	93,400 J	55,600
PCB-88	ng/kg	693 U	126 UJ	193 U	66.6 UJ	140 U
PCB-89	ng/kg	410 U	74.1 UJ	145 J	39.4 UJ	82.8 U
PCB-90/101/113	ng/kg	953,000 BE	428,000 EJ	268,000 BE	236,000 EJ	153,000 BE
PCB-91	ng/kg	102,000	47,300 EJ	40,600	27,200 EJ	21,400
PCB-92	ng/kg	229,000 BE	132,000 EJ	95,100 BE	109,000 EJ	67,300 BE
PCB-93/100	ng/kg	39,300	36,900 J	19,900	31,000 J	12,300
PCB-94	ng/kg	410 U	518 J	572	279 J	195 J
PCB-95	ng/kg	195,000 E	146,000 EJ	106,000 E	92,800 EJ	55,300 E
PCB-96	ng/kg	533 J	352 J	393 J	186 J	255 U
PCB-98/102	ng/kg	2,420 U	441 UJ	1,200 J	233 UJ	491 U
PCB-99	ng/kg	887,000 E	647,000 EJ	359,000 E	506,000 EJ	259,000 E
PCB-103	ng/kg	347 U	359 J	297 J	160 J	137 J
PCB-104	ng/kg	440 U	80.0 UJ	123 U	42.2 UJ	89.6 U
PCB-105	ng/kg	R	374,000 EJ	R	237,000 EJ	R
PCB-106	ng/kg	533 U	97.1 UJ	149 U	51.3 UJ	108 U
PCB-107	ng/kg	25,400	18,700 J	12,300	9,590 J	11,300
PCB-108/124	ng/kg	4,130	4,050 J	2,600	1,810 J	1,870
PCB-110/115	ng/kg	R	759,000 EJ	R	438,000 EJ	R
PCB-111	ng/kg	2,580	1,950 J	982	1,340 J	963
PCB-112	ng/kg	3,290	80.0 UJ	1,640	42.2 UJ	569
PCB-114	ng/kg	29,500	16,400 J	11,400	14,000 J	9,930
PCB-118	ng/kg	1,830,000 BE	1,140,000 EJ	644,000 BE	872,000 EJ	501,000 BE
PCB-120	ng/kg	8,570	6,590 J	3,480	4,130 J	2,970
PCB-121	ng/kg	1,300 J	68.8 UJ	554	36.3 UJ	466
PCB-122	ng/kg	2,510	906 J	1,170	369 J	616
PCB-123	ng/kg	32,400	22,400 J	13,000	16,800 J	10,100
PCB-126	ng/kg	923 J	91.8 UJ	140 U	48.4 UJ	102 U
PCB-127	ng/kg	R	1,430 J	R	1,040 J	R
PCB-128/166	ng/kg	203,000	179,000 EJ	69,800	108,000 EJ	46,400
PCB-129/138/163	ng/kg	1,810,000 BE	1,760,000 EJ	630,000 BE	1,210,000 EJ	449,000 BE
PCB-130	ng/kg	110,000	87,100 EJ	37,500	56,300 EJ	27,200
PCB-131	ng/kg	3,470	1,940 J	1,450	978 J	561
PCB-132	ng/kg	111,000	67,600 EJ	60,700 E	53,100 EJ	31,300
PCB-133	ng/kg	47,000	41,300 EJ	16,700	27,800 EJ	14,600
PCB-134	ng/kg	47,700	37,600 EJ	22,000	24,100 EJ	14,100
PCB-135/151	ng/kg	169,000	73,500 EJ	82,400	44,100 EJ	42,400
PCB-136	ng/kg	39,700	16,500 J	19,800	8,250 J	9,100
PCB-137	ng/kg	53,700	40,200 EJ	23,200	34,100 EJ	16,800
PCB-139/140	ng/kg	25,600	22,200 J	10,400	15,300 J	6,270

Table C-9
Lipid Normalized American Eel (Whole Body) Analytical Results

Sample Name: / Date Analyzed:	Units	NB03WAEC-COMP01 01/18/16	NB03WAEC-COMP02 10/08/15	NB03WAEC-COMP03 01/18/16	NB03WAEC-COMP04 10/08/15	NB03WAEC-COMP05 01/18/16
PCB-141	ng/kg	197,000 BE	127,000 EJ	71,100 BE	102,000 EJ	43,400 BE
PCB-142	ng/kg	533 U	97.1 UJ	149 U	51.3 UJ	108 U
PCB-143	ng/kg	1,040 U	189 UJ	290 U	99.7 UJ	210 U
PCB-144	ng/kg	9,130	3,190 J	3,930	1,550 J	1,520
PCB-145	ng/kg	503 U	91.8 UJ	140 U	48.4 UJ	102 U
PCB-146	ng/kg	387,000 BE	337,000 EJ	128,000 BE	225,000 EJ	104,000 BE
PCB-147/149	ng/kg	700,000 BE	467,000 EJ	272,000 BE	322,000 EJ	154,000 BE
PCB-148	ng/kg	7,330	R	3,550	R	2,410
PCB-150	ng/kg	473 U	85.9 UJ	132 U	50.3 J	95.5 U
PCB-152	ng/kg	440 U	80.0 UJ	123 U	42.2 UJ	89.6 U
PCB-153/168	ng/kg	1,930,000 BE	2,050,000 BEJ	671,000 BE	1,420,000 BEJ	476,000 BE
PCB-154	ng/kg	54,700	39,200 EJ	24,700	26,300 EJ	15,900
PCB-155	ng/kg	14,300	17,900 J	5,950	12,600 J	4,040
PCB-156/157	ng/kg	211,000	130,000 EJ	71,800	97,200 EJ	62,300
PCB-158	ng/kg	132,000	131,000 EJ	48,500	84,100 EJ	32,900
PCB-159	ng/kg	440 U	80.0 UJ	215 J	42.2 UJ	108 J
PCB-160	ng/kg	1,980 U	361 UJ	553 U	190 UJ	401 U
PCB-161	ng/kg	410 U	74.1 UJ	114 U	39.4 UJ	82.8 U
PCB-162	ng/kg	16,100	11,600 J	5,700	7,410 J	4,290
PCB-164	ng/kg	74,300	51,400 EJ	25,300	35,000 EJ	14,300
PCB-165	ng/kg	1,790	1,840 J	841	1,340 J	754
PCB-167	ng/kg	94,300	64,100 EJ	29,900	41,900 EJ	26,200
PCB-169	ng/kg	473 U	85.9 UJ	132 U	45.3 UJ	95.5 U
PCB-170	ng/kg	337,000 E	299,000 EJ	100,000 E	196,000 EJ	73,900 E
PCB-171/173	ng/kg	95,300	94,700 EJ	36,100	65,600 EJ	25,700
PCB-172	ng/kg	87,700	72,900 EJ	23,900	48,100 EJ	17,900
PCB-174	ng/kg	129,000	80,000 EJ	54,300 E	65,000 EJ	24,700
PCB-175	ng/kg	21,200	14,500 J	7,440	10,400 J	5,200
PCB-176	ng/kg	5,630	2,150 J	2,800	1,340 J	1,110
PCB-177	ng/kg	264,000 E	225,000 EJ	85,300 E	144,000 EJ	59,800 E
PCB-178	ng/kg	157,000	R	52,400	R	44,900 E
PCB-179	ng/kg	53,700	31,700 J	26,400	17,000 J	12,100
PCB-180/193	ng/kg	1,070,000 E	994,000 EJ	324,000 E	706,000 EJ	254,000 E
PCB-181	ng/kg	4,370	3,650 J	1,410	2,390 J	978
PCB-182	ng/kg	3,600	R	1,280	R	722
PCB-183/185	ng/kg	323,000	311,000 EJ	112,000 E	84.7 UJ	78,400 E
PCB-184	ng/kg	3,830	2,660 J	1,250	1,660 J	784
PCB-186	ng/kg	473 U	85.9 UJ	132 U	45.3 UJ	95.5 U
PCB-187	ng/kg	1,140,000 BE	806,000 EJ	343,000 BE	522,000 EJ	253,000 BE
PCB-188	ng/kg	3,600	3,120 J	1,610	2,010 J	925
PCB-189	ng/kg	21,200	13,600 J	5,780	8,840 J	4,740
PCB-190	ng/kg	82,300	80,000 EJ	24,800	49,700 EJ	19,600
PCB-191	ng/kg	14,400	14,400 J	4,780	9,750 J	3,760
PCB-192	ng/kg	433 J	416 J	114 U	39.4 UJ	82.8 U
PCB-194	ng/kg	236,000	200,000 EJ	64,600	123,000 EJ	50,400

Table C-9
Lipid Normalized American Eel (Whole Body) Analytical Results

Sample Name: / Date Analyzed:	Units	NB03WAEC-COMP01 01/18/16	NB03WAEC-COMP02 10/08/15	NB03WAEC-COMP03 01/18/16	NB03WAEC-COMP04 10/08/15	NB03WAEC-COMP05 01/18/16
PCB-195	ng/kg	77,300	69,400 EJ	20,900	42,800 EJ	15,500
PCB-196	ng/kg	118,000	92,900 EJ	40,900	62,800 EJ	29,600
PCB-197/200	ng/kg	19,400	12,700 J	6,700	7,940 J	4,080
PCB-198/199	ng/kg	433,000	298,000 EJ	123,000	184,000 EJ	94,000
PCB-201	ng/kg	45,300	32,100 J	15,100	21,400 J	9,850
PCB-202	ng/kg	130,000	115,000 EJ	48,200	70,000 EJ	39,900
PCB-203	ng/kg	268,000	201,000 EJ	84,800 E	122,000 EJ	61,900 E
PCB-204	ng/kg	660 U	529 J	184 U	259 J	134 U
PCB-205	ng/kg	12,500	10,300 J	3,280	5,750 J	2,600
PCB-206	ng/kg	215,000	190,000 EJ	69,500	102,000 EJ	50,400
PCB-207	ng/kg	20,800	18,800 J	7,130	11,100 J	4,760
PCB-208	ng/kg	93,000	71,800 EJ	30,900	42,800 EJ	22,500
PCB-209	ng/kg	120,000	104,000 EJ	38,200	51,600 EJ	29,100
Total PCB Congeners (209)	ng/kg	21,100,000 J	17,400,000 J	7,570,000 J	11,400,000 J	5,300,000 J
Semivolatiles						
1,2,4,5-Tetrachlorobenzene	ug/kg	11,000 U	19,000 U	3,800 U	10,000 U	2,500 U
1,2-Diphenylhydrazine	ug/kg	11,000 U	19,000 U	3,800 U	10,000 U	2,500 U
1-Methylnaphthalene	ug/kg	180 U	160 U	61 U	84 U	39 U
2,3,4,6-Tetrachlorophenol	ug/kg	43,000 U	76,000 U	15,000 U	41,000 U	9,700 U
2,4,5-Trichlorophenol	ug/kg	11,000 U	19,000 U	3,800 U	10,000 U	2,500 U
2,4,6-Trichlorophenol	ug/kg	11,000 U	19,000 U	3,800 U	10,000 U	2,500 U
2,4-Dichlorophenol	ug/kg	11,000 U	19,000 U	3,800 U	10,000 U	2,500 U
2,4-Dimethylphenol	ug/kg	11,000 U	19,000 U	3,800 U	10,000 U	2,500 U
2,4-Dinitrophenol	ug/kg	200,000 U	340,000 U	69,000 U	180,000 U	45,000 U
2,4-Dinitrotoluene	ug/kg	43,000 U	76,000 U	15,000 U	41,000 U	9,700 U
2,6-Dinitrotoluene	ug/kg	11,000 U	19,000 U	3,800 U	10,000 U	2,500 U
2-Chloronaphthalene	ug/kg	4,300 U	7,600 U	1,500 U	4,100 U	970 U
2-Chlorophenol	ug/kg	11,000 U	19,000 U	3,800 U	10,000 U	2,500 U
2-Methylnaphthalene	ug/kg	180 U	160 U	61 U	84 U	39 U
2-Methylphenol (o-cresol)	ug/kg	11,000 U	19,000 U	3,800 U	10,000 U	2,500 U
2-Nitroaniline	ug/kg	11,000 U	19,000 U	3,800 U	10,000 U	2,500 U
2-Nitrophenol	ug/kg	11,000 U	19,000 U	3,800 U	10,000 U	2,500 U
3,3'-Dichlorobenzidine	ug/kg	67,000 U	110,000 U	23,000 U	63,000 U	15,000 U
3-Nitroaniline	ug/kg	43,000 U	76,000 U	15,000 U	41,000 U	9,700 U
4,6-Dinitro-2-methylphenol	ug/kg	110,000 U	190,000 U	38,000 U	100,000 U	25,000 U
4-Bromophenyl phenyl ether	ug/kg	11,000 U	19,000 U	3,800 U	10,000 U	2,500 U
4-Chloro-3-methylphenol	ug/kg	11,000 U	19,000 U	3,800 U	10,000 U	2,500 U
4-Chloroaniline	ug/kg	22,000 U	38,000 U	7,700 U	20,000 U	5,000 U
4-Chlorophenyl phenyl ether	ug/kg	11,000 U	19,000 U	3,800 U	10,000 U	2,500 U
4-Methylphenol (p-cresol)	ug/kg	11,000 U	19,000 U	3,800 U	10,000 U	2,500 U
4-Nitroaniline	ug/kg	43,000 U	76,000 U	15,000 U	41,000 U	9,700 U
4-Nitrophenol	ug/kg	110,000 U	190,000 U	38,000 U	100,000 U	25,000 U
Acenaphthene	ug/kg	180 U	430	70 J	310 J+	51 J
Acenaphthylene	ug/kg	180 U	160 U	61 U	84 U	39 U
Acetophenone	ug/kg	11,000 U	19,000 U	3,800 U	10,000 U	2,500 U

Table C-9
Lipid Normalized American Eel (Whole Body) Analytical Results

Sample Name: / Date Analyzed:	Units	NB03WAEC-COMP01 01/18/16	NB03WAEC-COMP02 10/08/15	NB03WAEC-COMP03 01/18/16	NB03WAEC-COMP04 10/08/15	NB03WAEC-COMP05 01/18/16
Anthracene	ug/kg	180 U	160 U	61 U	84 U	39 U
Atrazine	ug/kg	22,000 U	38,000 U	7,700 U	20,000 U	5,000 U
Benzaldehyde	ug/kg	43,000 U	76,000 U	15,000 U	41,000 U	9,700 U
Benzidine	ug/kg	470,000 U	820,000 U	160,000 U	440,000 U	100,000 U
Benzo(a)anthracene	ug/kg	180 UJ	160 U	61 U	84 U	39 U
Benzo(a)pyrene	ug/kg	180 UJ	160 U	61 U	84 U	39 U
Benzo(b)fluoranthene	ug/kg	180 UJ	160 U	61 U	84 U	39 U
Benzo(g,h,i)perylene	ug/kg	180 UJ	160 U	61 U	84 U	39 U
Benzo(j)+(k)fluoranthene	ug/kg	180 UJ	160 U	61 U	84 U	39 U
Benzo[e]pyrene	ug/kg	180 U	160 U	61 U	84 U	39 U
Benzoic acid	ug/kg	110,000 U	190,000 U	38,000 U	100,000 U	25,000 U
Benzyl butyl phthalate	ug/kg	43,000 U	76,000 U	15,000 U	41,000 U	9,700 U
Biphenyl (diphenyl)	ug/kg	11,000 U	19,000 U	3,800 U	10,000 U	2,500 U
Bis(2-chloroethoxy) methane	ug/kg	11,000 U	19,000 U	3,800 U	10,000 U	2,500 U
Bis(2-chloroethyl) ether (2-Chloroethyl ether)	ug/kg	11,000 U	19,000 U	3,800 U	10,000 U	2,500 U
Bis(2-chloroisopropyl) ether	ug/kg	11,000 U	19,000 U	3,800 U	10,000 U	2,500 U
Bis(2-Ethylhexyl) phthalate	ug/kg	43,000 U	76,000 U	15,000 U	41,000 U	9,700 U
C1-Chrysenes	ug/kg	180 U	160 U	61 U	84 U	39 U
C1-Fluoranthenes/pyrenes	ug/kg	180 U	160 U	61 U	170 J	39 U
C1-Fluorenes	ug/kg	180 U	160 U	61 U	130 J	39 U
C1-Naphthalenes	ug/kg	180 U	160 U	61 U	84 U	39 U
C1-Phenanthrene/anthracene	ug/kg	180 U	160 U	61 U	84 U	39 U
C2-Chrysene	ug/kg	180 U	160 U	61 U	84 U	39 U
C2-Fluoranthenes/pyrene	ug/kg	180 U	160 U	61 U	84 U	39 U
C2-Fluorenes	ug/kg	180 U	160 U	61 U	1,300	39 U
C2-Naphthalenes	ug/kg	180 U	160 U	61 U	84 U	39 U
C2-Phenanthrene/anthracene	ug/kg	180 U	160 U	61 U	84 U	39 U
C3-Chrysene	ug/kg	180 U	160 U	61 U	84 U	39 U
C3-Fluoranthenes/pyrene	ug/kg	180 U	160 U	61 U	84 U	39 U
C3-Fluorenes	ug/kg	180 U	160 U	61 U	84 U	39 U
C3-Naphthalenes	ug/kg	180 U	160 U	61 U	84 U	39 U
C3-Phenanthrene/anthracene	ug/kg	180 U	160 U	61 U	84 U	39 U
C4-Chrysene	ug/kg	180 U	160 U	61 U	84 U	39 U
C4-Naphthalenes	ug/kg	180 U	160 U	61 U	84 U	39 U
C4-Phenanthrene/anthracene	ug/kg	180 U	160 U	61 U	84 U	39 U
Caprolactam	ug/kg	22,000 U	38,000 U	7,700 U	20,000 U	5,000 U
Carbazole	ug/kg	11,000 U	19,000 U	3,800 U	10,000 U	2,500 U
Chrysene	ug/kg	180 UJ	160 U	61 U	84 U	39 U
Dibenz(a,h)anthracene	ug/kg	180 UJ	160 U	61 U	84 U	39 U
Dibenzofuran	ug/kg	11,000 U	19,000 U	3,800 U	10,000 U	2,500 U
Diethyl phthalate	ug/kg	43,000 U	76,000 U	15,000 U	41,000 U	9,700 U
Dimethyl phthalate	ug/kg	43,000 U	76,000 U	15,000 U	41,000 U	9,700 U
Di-n-butyl phthalate	ug/kg	43,000 U	76,000 U	15,000 U	41,000 U	9,700 U
Di-n-octylphthalate	ug/kg	43,000 U	76,000 U	15,000 U	41,000 U	9,700 U
Fluoranthene	ug/kg	180 UJ	160 U	61 U	130 J	39 U

Table C-9
Lipid Normalized American Eel (Whole Body) Analytical Results

Sample Name: / Date Analyzed:	Units	NB03WAEC-COMP01 01/18/16	NB03WAEC-COMP02 10/08/15	NB03WAEC-COMP03 01/18/16	NB03WAEC-COMP04 10/08/15	NB03WAEC-COMP05 01/18/16
Fluorene	ug/kg	180 U	160 U	61 U	84 U	39 U
Hexachlorobutadiene	ug/kg	11,000 U	19,000 U	3,800 U	10,000 U	2,500 U
Hexachlorocyclopentadiene	ug/kg	110,000 U	190,000 U	38,000 U	100,000 U	25,000 U
Hexachloroethane	ug/kg	22,000 U	38,000 U	7,700 U	20,000 U	5,000 U
Indeno(1,2,3-c,d)pyrene	ug/kg	180 UJ	160 U	61 U	84 U	39 U
Isophorone	ug/kg	11,000 U	19,000 U	3,800 U	10,000 U	2,500 U
Naphthalene	ug/kg	240 J	160 U	61 U	84 U	39 U
Nitrobenzene	ug/kg	11,000 U	19,000 U	3,800 U	10,000 U	2,500 U
N-Nitrosodi-n-propylamine	ug/kg	11,000 U	19,000 U	3,800 U	10,000 U	2,500 U
N-Nitrosodiphenylamine	ug/kg	11,000 U	19,000 U	3,800 U	10,000 U	2,500 U
Pentachlorophenol	ug/kg	22,000 U	38,000 U	7,700 U	20,000 U	5,000 U
Perylene	ug/kg	180 U	160 U	61 U	84 U	39 U
Phenanthrene	ug/kg	180 U	160 U	61 U	84 U	39 U
Phenol	ug/kg	11,000 U	19,000 U	3,800 U	10,000 U	2,500 U
Pyrene	ug/kg	180 UJ	160 U	61 U	84 U	39 U
Pyridine	ug/kg	43,000 U	76,000 U	15,000 U	41,000 U	9,700 U
Total HMW PAHs	ug/kg	180 U	160 U	61 U	130 J	39 U
Total LMW PAHs	ug/kg	240 J	430	70 J	310 J	52 J
Total PAHs	ug/kg	240 J	430	70 J	450 J	52 J

Table C-9
Lipid Normalized American Eel (Whole Body) Analytical Results

Sample Name: / Date Analyzed:	Units	NB03WAEC-COMP06 10/08/15	NB03WAEN-COMP01 10/08/15	NB03WAEN-COMP02 01/18/16	NB03WAEN-COMP03 12/07/15	NB03WAEN-COMP04 01/18/16
Dioxins/Furans						
1,2,3,4,6,7,8-HpCDD	ng/kg	23.9 JB	23.8 JB	28.4 JB	27.2 JB	16.6 JBQ
1,2,3,4,6,7,8-HpCDF	ng/kg	241 JB	220 JB	189 B	250 B	127 B
1,2,3,4,7,8,9-HpCDF	ng/kg	3.83 U	3.97 JBQ	6.38 JB	6.56 JB	3.45 JBQ
1,2,3,4,7,8-HxCDD	ng/kg	6.14 JBQ	6.45 JBQ	9.41 JBQ	8.28 JBQ	5.55 JB
1,2,3,4,7,8-HxCDF	ng/kg	31.9 J	84.5 J	67.9 JB	84.4 JB	39.5 JBQ
1,2,3,6,7,8-HxCDD	ng/kg	30.6 JB	27.8 JBQ	30.9 J	42.4 JB	24.1 JQ
1,2,3,6,7,8-HxCDF	ng/kg	98.1 JB	80.0 JB	85.3 JB	110 JB	53.5 JB
1,2,3,7,8,9-HxCDD	ng/kg	4.10 J	5.95 JQ	7.24 JBQ	8.24 JB	5.60 JBQ
1,2,3,7,8,9-HxCDF	ng/kg	5.33 JBQ	4.81 JB	2.80 JBQ	3.54 JB	2.88 JBQ
1,2,3,7,8-PCDD	ng/kg	21.6 JBQ	11.3 JBQ	11.4 JBQ	3.61 U	11.5 JBQ
1,2,3,7,8-PCDF	ng/kg	44.8 JB	54.5 JB	55.3 JB	70.4 JB	31.8 JBQ
2,3,4,6,7,8-HxCDF	ng/kg	2.48 JBQ	7.50 JB	9.97 JBQ	14.3 JB	6.43 JBQ
2,3,4,7,8-PCDF	ng/kg	138 JB	193 JB	241 BC	279 BC	152 BC
2,3,7,8-TCDD	ng/kg	118 B	362 B	179	198	145
2,3,7,8-TCDF	ng/kg	4.68 U	4.94 U	5.24 U	2.64 U	3.75 U
OCDD	ng/kg	43.9 JB	36.8 JB	49.4 JB	55.6 JB	30.8 JBQ
OCDF	ng/kg	2.84 JBQ	9.35 JB	19.7 JB	24.3 JB	11.6 JBQ
Butyltins						
Dibutyltin	ug/kg	75 U	65 U	38 UJ	52 U	33 UJ
Monobutyltin	ug/kg	1,200 UJCN	1,100 UJCN	590 UJCN	840 UCN	500 UJCN
Tetra-n-butyltin	ug/kg	94 U	85 U	50 UJ	68 U	40 UJ
Tributyltin	ug/kg	88 U	75 U	47 J	60 U	38 J
Aroclor PCBs						
Aroclor 1016	ug/kg	450 U	NA	210 U	290 U	180 U
Aroclor 1221	ug/kg	580 U	NA	270 U	370 U	230 U
Aroclor 1232	ug/kg	1,000 U	NA	470 U	640 U	400 U
Aroclor 1242	ug/kg	410 U	NA	190 U	260 U	170 U
Aroclor 1248	ug/kg	410 U	NA	190 U	260 U	170 U
Aroclor 1254	ug/kg	7,500	NA	4,100 J	8,800	3,300
Aroclor 1260	ug/kg	13,000 PJ	NA	2,100	6,400	3,000
Aroclor 1262	ug/kg	410 U	NA	190 U	260 U	170 U
Aroclor 1268	ug/kg	410 U	NA	190 U	260 U	170 U
Total Aroclor PCBs (Sum Of 7 Aroclors)	ug/kg	21,000 J	NA	6,200 J	15,000	6,300
Total Aroclor PCBs (Sum Of 9 Aroclors)	ug/kg	21,000 J	NA	6,200 J	15,000	6,300
Pesticides						
2,4'-DDD	pg/g	126,000 J	88,000 J	30,300	19,000	25,500
2,4'-DDE	pg/g	68,100 J	60,000 J	13,800	9,040 J	14,900
2,4'-DDT	pg/g	6,630 J	7,650 J	3,760	3,110	3,000
4,4'-DDD	pg/g	4,280,000 JD	2,260,000 JD	1,340,000 D	920,000	1,420,000 D
4,4'-DDE	pg/g	13,900,000 JBD	5,500,000 JBD	4,240,000 BD	5,000,000 BD	4,080,000 BD
4,4'-DDT	pg/g	159,000 JB	172,000 JB	68,500	73,200	83,300
Aldrin	pg/g	1,610 J	2,450 J	979 J	1,240 J	873 J
Alpha BHC	pg/g	3,890 J	2,760 J	924 J	1,380 J	1,410
Alpha endosulfan	pg/g	3,590 UJ	2,870 UJ	1,690 U	2,300 UJ	1,440 U

Table C-9
Lipid Normalized American Eel (Whole Body) Analytical Results

Sample Name: / Date Analyzed:	Units	NB03WAEC-COMP06 10/08/15	NB03WAEN-COMP01 10/08/15	NB03WAEN-COMP02 01/18/16	NB03WAEN-COMP03 12/07/15	NB03WAEN-COMP04 01/18/16
Beta BHC	pg/g	4,460 J	555 UJ	1,200	1,680	1,560
Beta endosulfan	pg/g	3,640 UJ	2,920 UJ	1,710 U	2,330 U	1,460 U
cis-Chlordane	pg/g	581,000 J	635,000 J	391,000	318,000	308,000
cis-Nonachlor	pg/g	603,000 J	383,000 J	326,000	272,000	323,000
Delta BHC	pg/g	318 UJ	254 UJ	149 U	203 U	127 U
Dieldrin	pg/g	564,000 J	489,000 J	267,000	236,000 J	300,000
Endosulfan sulfate	pg/g	3,960 UJ	3,170 UJ	1,860 U	2,530 U	1,580 U
Endrin	pg/g	869 UJ	695 UJ	409 U	556 U	348 U
Endrin aldehyde	pg/g	8,190 UJ	6,550 UJ	3,850 U	5,240 U	3,280 U
Endrin ketone	pg/g	4,750 UJ	3,800 UJ	2,240 U	3,040 U	1,900 U
Gamma BHC (Lindane)	pg/g	1,730 J	1,190 J	406 J	528 J	405 J
Heptachlor	pg/g	2,030 UJ	1,630 UJ	956 U	1,300 UJ	813 U
Heptachlor epoxide	pg/g	104,000 J	110,000 J	56,800	53,600	68,300
Hexachlorobenzene	pg/g	148,000 JB	210,000 JB	88,500 B	90,800 B	93,500 B
Methoxychlor	pg/g	2,430 UJ	1,950 UJ	1,140 U	1,560 UJ	973 U
Mirex	pg/g	45,900 J	16,400 J	9,000 J	11,200	12,400
Oxychlordane	pg/g	582,000 J	347,000 J	309,000	198,000	378,000
Trans-chlordane	pg/g	159,000 J	163,000 J	97,900	73,200	89,500
Trans-heptachlor epoxide	pg/g	1,060 UJ	850 UJ	500 U	680 U	425 U
Trans-nonachlor	pg/g	1,410,000 JD	960,000 JD	824,000 D	744,000 J	723,000 D
Total Alpha + Gamma Chlordane	pg/g	740,000 J	798,000 J	489,000	391,000	397,000
Total DDT (2,4)	pg/g	200,000 J	156,000 J	47,900	31,200 J	43,400
Total DDT (4,4)	pg/g	18,400,000 J	7,930,000 J	5,650,000	5,990,000	5,580,000
Total DDT (2,4 & 4,4)	pg/g	18,600,000 J	8,090,000 J	5,700,000	6,020,000 J	5,620,000
PCB Congeners						
PCB-1	ng/kg	448 J	413 JB	207 J	177	157 J
PCB-2	ng/kg	89.4 J	34.7 UJ	100 U	33.3 J	85.5 U
PCB-3	ng/kg	218 J	54.5 UJ	158 U	43.2 U	135 U
PCB-4	ng/kg	2,570 J	4,310 BJ	1,560	1,670	1,470
PCB-5	ng/kg	48.4 UJ	39.7 UJ	115 U	31.3 U	97.8 U
PCB-6	ng/kg	313 J	415 J	274 JB	184	216 JB
PCB-7	ng/kg	48.4 UJ	90.0 J	212 J	31.3 U	161 J
PCB-8	ng/kg	1,290 BJ	74.5 UJ	979 B	58.8 U	673 B
PCB-9	ng/kg	85.6 J	162 J	100 U	27.4 U	85.5 U
PCB-10	ng/kg	222 J	299 J	186 U	133 J	159 U
PCB-11	ng/kg	2,730 BJ	3,550 BJ	1,960 B	133 U	1,400 B
PCB-12/13	ng/kg	280 J	480 J	273 U	187 J	232 U
PCB-14	ng/kg	48.4 UJ	39.7 UJ	115 U	31.3 U	97.8 U
PCB-15	ng/kg	1,870 BJ	2,850 BJ	1,510	1,130 B	R
PCB-16	ng/kg	R	2,360 J	1,090	924	1,170
PCB-17	ng/kg	1,660 J	4,810 J	2,120 B	1,760	1,960 B
PCB-18/30	ng/kg	4,330 J	17,300 BJ	5,760 B	4,880 B	4,780 B
PCB-19	ng/kg	1,830 J	5,150 J	1,530	1,850	1,330
PCB-20/28	ng/kg	211,000 BEJ	645,000 BEJ	240,000 BE	170,000 E	145,000 BE
PCB-21/33	ng/kg	127 UJ	2,990 J	1,290	1,010	848

Table C-9
Lipid Normalized American Eel (Whole Body) Analytical Results

Sample Name: / Date Analyzed:	Units	NB03WAEC-COMP06 10/08/15	NB03WAEN-COMP01 10/08/15	NB03WAEN-COMP02 01/18/16	NB03WAEN-COMP03 12/07/15	NB03WAEN-COMP04 01/18/16
PCB-22	ng/kg	5,840 J	34,200 BEJ	13,000 B	9,280	7,700 B
PCB-23	ng/kg	42.4 UJ	34.7 UJ	100 U	27.4 U	85.5 U
PCB-24	ng/kg	60.5 UJ	376 J	144 U	101	122 U
PCB-25	ng/kg	1,340 J	4,790 J	2,150	1,450	1,170
PCB-26/29	ng/kg	20,700 J	54,500 EJ	29,400	19,700	19,100
PCB-27	ng/kg	631 J	R	676	628	625
PCB-31	ng/kg	53,500 EJ	186,000 BEJ	81,800 BE	54,000 E	53,300 BE
PCB-32	ng/kg	4,030 J	15,200 BEJ	4,410 B	4,920	3,650 B
PCB-34	ng/kg	261 J	790 J	379	300	204 J
PCB-35	ng/kg	54.4 UJ	87.0 J	129 U	41.6 J	110 U
PCB-36	ng/kg	48.4 UJ	39.7 UJ	115 U	31.3 U	1,650
PCB-37	ng/kg	2,430 J	5,200 J	5,470	2,640	3,350
PCB-38	ng/kg	357 J	1,060 J	747	532	545
PCB-39	ng/kg	48.4 UJ	104 J	115 U	31.3 U	97.8 U
PCB-40/71	ng/kg	10,700 J	50,500 J	21,100	15,600	19,900
PCB-41	ng/kg	254 UJ	208 UJ	603 U	164 U	513 U
PCB-42	ng/kg	33,900 J	167,000 EJ	80,300	64,400 E	68,800
PCB-43	ng/kg	85.0 UJ	2,910 J	201 U	54.8 U	171 U
PCB-44/47/65	ng/kg	423,000 EJ	1,370,000 EJ	785,000 BE	720,000 E	745,000 BE
PCB-45	ng/kg	2,590 J	14,000 J	5,090	3,360	2,850
PCB-46	ng/kg	478 J	2,120 J	774	632	630
PCB-48	ng/kg	644 J	3,430 J	1,090	1,010	860
PCB-49/69	ng/kg	50,600 J	278,000 EJ	105,000	96,000 E	73,500
PCB-50/53	ng/kg	3,410 J	18,000 J	6,410	5,360	4,630
PCB-51	ng/kg	2,250 J	9,900 J	4,470	3,480	3,450
PCB-52	ng/kg	354,000 BEJ	1,760,000 BEJ	682,000 BE	660,000 BE	578,000 BE
PCB-54	ng/kg	229 J	965 J	382 J	351	171 U
PCB-55	ng/kg	72.5 UJ	1,180 J	172 U	46.8 U	147 U
PCB-56	ng/kg	1,460 J	8,250 J	3,590	2,340	2,050
PCB-57	ng/kg	66.3 UJ	1,790 J	1,100	652	4,780
PCB-58	ng/kg	2,370 J	4,720 J	4,470	3,570	2,300
PCB-60	ng/kg	47,000 EJ	124,000 EJ	72,600	57,200 E	49,000
PCB-61/70/74/76	ng/kg	234,000 EJ	595,000 EJ	290,000	261,000 E	229,000
PCB-62/75	ng/kg	38,900 J	118,000 EJ	78,800	72,400 E	68,800
PCB-63	ng/kg	16,400 J	27,600 J	18,400	17,200	11,200
PCB-64	ng/kg	205,000 EJ	640,000 EJ	406,000 BE	352,000 E	270,000 BE
PCB-66	ng/kg	354,000 BEJ	1,150,000 BEJ	515,000 BE	520,000 E	383,000 BE
PCB-67	ng/kg	963 J	4,470 J	2,870	2,070	147 U
PCB-68	ng/kg	3,510 J	6,100 J	4,880	3,790	3,230
PCB-72	ng/kg	6,250 J	10,200 J	9,240	7,000	5,750
PCB-73	ng/kg	85.0 UJ	3,840 J	797	54.8 U	653
PCB-77	ng/kg	1,130 J	1,470 J	2,970	1,030	1,930
PCB-78	ng/kg	96.9 UJ	79.5 UJ	229 U	62.8 U	6,180
PCB-79	ng/kg	1,030 J	4,730 J	3,000	2,220	3,150
PCB-80	ng/kg	66.3 UJ	54.5 UJ	158 U	43.2 U	135 U

Table C-9
Lipid Normalized American Eel (Whole Body) Analytical Results

Sample Name: / Date Analyzed:	Units	NB03WAEC-COMP06 10/08/15	NB03WAEN-COMP01 10/08/15	NB03WAEN-COMP02 01/18/16	NB03WAEN-COMP03 12/07/15	NB03WAEN-COMP04 01/18/16
PCB-81	ng/kg	109 UJ	89.0 UJ	258 U	70.4 U	220 U
PCB-82	ng/kg	8,000 J	40,300 EJ	22,400	14,200	20,700
PCB-83	ng/kg	176 UJ	55,000 EJ	41,800	29,200 E	30,800
PCB-84	ng/kg	24,300 J	104,000 EJ	53,200	37,900 E	50,300
PCB-85/116/117	ng/kg	134,000 EJ	311,000 EJ	259,000 E	260,000 E	270,000 E
PCB-86/87/97/109/119/125	ng/kg	81,900 J	343,000 EJ	224,000	208,000 E	178,000
PCB-88	ng/kg	25,100 J	109 UJ	315 U	86.0 U	270 U
PCB-89	ng/kg	78.8 UJ	364 J	186 U	114 J	225 J
PCB-90/101/113	ng/kg	211,000 EJ	875,000 BEJ	559,000 BE	424,000 BE	285,000 BE
PCB-91	ng/kg	24,600 J	103,000 EJ	66,500	55,600 E	R
PCB-92	ng/kg	90,000 EJ	231,000 EJ	173,000 BE	146,000 E	155,000 BE
PCB-93/100	ng/kg	25,400 J	75,500 EJ	76,800	64,400 E	71,800
PCB-94	ng/kg	234 J	1,390 J	650 J	330	620
PCB-95	ng/kg	76,300 EJ	371,000 EJ	171,000 E	139,000 E	113,000 E
PCB-96	ng/kg	164 J	870 J	574 U	266	490 U
PCB-98/102	ng/kg	466 UJ	3,560 J	1,110 U	301 U	77,300
PCB-99	ng/kg	591,000 EJ	1,260,000 EJ	985,000 BE	1,020,000 E	1,110,000 BE
PCB-103	ng/kg	146 J	1,120 J	444 J	281	318 J
PCB-104	ng/kg	85.0 UJ	107 J	201 U	54.8 U	171 U
PCB-105	ng/kg	399,000 EJ	510,000 EJ	571,000 BE	516,000 E	440,000 BE
PCB-106	ng/kg	103 UJ	84.0 UJ	244 U	66.4 U	208 U
PCB-107	ng/kg	11,500 J	26,100 J	16,000	15,600	9,530
PCB-108/124	ng/kg	2,390 J	5,300 J	4,260	2,680	2,750
PCB-110/115	ng/kg	433,000 EJ	1,360,000 BEJ	926,000 BE	1,000,000 E	643,000 BE
PCB-111	ng/kg	1,940 J	2,370 J	2,610	3,000	2,850
PCB-112	ng/kg	85.0 UJ	6,050 J	3,120	54.8 U	171 U
PCB-114	ng/kg	22,900 J	28,500 J	29,700	21,700	25,500
PCB-118	ng/kg	1,330,000 EJ	2,110,000 BEJ	1,870,000 BE	1,880,000 E	1,440,000 BE
PCB-120	ng/kg	6,380 J	7,850 J	7,940	9,160	8,930
PCB-121	ng/kg	1,010 J	1,960 J	1,890	1,580	1,900
PCB-122	ng/kg	72.5 UJ	3,540 J	2,310	1,740	1,230
PCB-123	ng/kg	26,100 J	28,900 J	36,200	29,400 E	27,300
PCB-126	ng/kg	96.9 UJ	R	229 U	62.8 U	8,750
PCB-127	ng/kg	1,340 J	2,040 J	1,740	1,550	1,780
PCB-128/166	ng/kg	172,000 EJ	206,000 EJ	184,000 E	229,000 E	199,000 E
PCB-129/138/163	ng/kg	1,760,000 EJ	2,480,000 EJ	1,580,000 BE	2,360,000 E	1,870,000 BE
PCB-130	ng/kg	68,100 EJ	86,500 EJ	79,100	104,000 E	65,800
PCB-131	ng/kg	744 J	3,240 J	1,970	1,180	903
PCB-132	ng/kg	38,400 EJ	131,000 EJ	70,600 B	73,600 E	50,300 B
PCB-133	ng/kg	44,100 EJ	45,900 EJ	42,400	50,800 E	41,000
PCB-134	ng/kg	20,100 J	55,000 EJ	37,400	34,300 E	26,000
PCB-135/151	ng/kg	43,300 J	163,000 EJ	119,000	83,600 E	R
PCB-136	ng/kg	7,060 J	39,600 EJ	25,700	13,900	R
PCB-137	ng/kg	57,300 EJ	70,500 EJ	63,500	66,400 E	69,000
PCB-139/140	ng/kg	19,800 J	31,800 J	27,900	31,200	28,500

Table C-9
Lipid Normalized American Eel (Whole Body) Analytical Results

Sample Name: / Date Analyzed:	Units	NB03WAEC-COMP06 10/08/15	NB03WAEN-COMP01 10/08/15	NB03WAEN-COMP02 01/18/16	NB03WAEN-COMP03 12/07/15	NB03WAEN-COMP04 01/18/16
PCB-141	ng/kg	104,000 EJ	177,000 EJ	126,000 BE	150,000 E	75,800 BE
PCB-142	ng/kg	103 UJ	84.0 UJ	244 U	66.4 U	208 U
PCB-143	ng/kg	199 UJ	164 UJ	474 U	129 U	403 U
PCB-144	ng/kg	1,360 J	8,850 J	4,680	2,800	R
PCB-145	ng/kg	96.9 UJ	79.5 UJ	229 U	62.8 U	R
PCB-146	ng/kg	374,000 EJ	339,000 EJ	318,000 BE	424,000 E	360,000 BE
PCB-147/149	ng/kg	282,000 EJ	825,000 BEJ	556,000 BE	564,000 BE	290,000 BE
PCB-148	ng/kg	R	7,650 J	10,100	6,240	R
PCB-150	ng/kg	90.6 UJ	327 J	215 U	125 J	R
PCB-152	ng/kg	85.0 UJ	121 J	201 U	54.8 U	R
PCB-153/168	ng/kg	3,010,000 BEJ	3,000,000 BEJ	2,000,000 BE	2,970,000 BE	2,600,000 BE
PCB-154	ng/kg	29,300 J	62,500 EJ	83,500	71,200 E	R
PCB-155	ng/kg	19,600 J	25,600 J	26,400	27,000 E	21,200
PCB-156/157	ng/kg	172,000 EJ	145,000 EJ	169,000	154,000 E	155,000 E
PCB-158	ng/kg	134,000 EJ	176,000 EJ	143,000 E	178,000 E	167,000 E
PCB-159	ng/kg	85.0 UJ	69.5 UJ	418 J	54.8 U	335 J
PCB-160	ng/kg	381 UJ	312 UJ	903 U	246 U	770 U
PCB-161	ng/kg	78.8 UJ	64.5 UJ	186 U	50.8 U	159 U
PCB-162	ng/kg	78.8 UJ	12,600 J	12,700	50.8 U	9,500
PCB-164	ng/kg	33,600 J	65,500 EJ	57,400	68,000 E	42,000
PCB-165	ng/kg	2,260 J	2,040 J	1,900	2,220	1,980
PCB-167	ng/kg	82,500 EJ	61,500 EJ	77,900	R	69,000
PCB-169	ng/kg	90.6 UJ	155 J	215 U	58.8 U	183 U
PCB-170	ng/kg	319,000 EJ	287,000 EJ	211,000 E	337,000 E	288,000 E
PCB-171/173	ng/kg	99,400 EJ	115,000 EJ	93,200	132,000 E	101,000
PCB-172	ng/kg	73,100 EJ	57,000 EJ	41,500	78,000 E	66,000
PCB-174	ng/kg	49,700 EJ	107,000 EJ	58,500	79,600 E	42,800
PCB-175	ng/kg	16,000 J	16,700 J	16,700	18,400	R
PCB-176	ng/kg	1,110 J	4,660 J	2,480	2,240	1,350
PCB-177	ng/kg	178,000 EJ	235,000 EJ	180,000 E	246,000 E	162,000 E
PCB-178	ng/kg	R	129,000 EJ	131,000 E	155,000 E	145,000 E
PCB-179	ng/kg	16,800 J	50,500 EJ	32,600	28,900 E	18,200
PCB-180/193	ng/kg	1,340,000 EJ	1,140,000 EJ	791,000 BE	1,120,000 E	1,100,000 BE
PCB-181	ng/kg	4,320 J	4,580 J	R	4,760	4,400
PCB-182	ng/kg	R	3,160 J	3,090	4,400	3,550
PCB-183/185	ng/kg	394,000 EJ	377,000 EJ	297,000 E	408,000 E	343,000 E
PCB-184	ng/kg	3,210 J	2,780 J	3,240	3,360	3,380
PCB-186	ng/kg	90.6 UJ	74.5 UJ	215 U	58.8 U	183 U
PCB-187	ng/kg	931,000 EJ	900,000 EJ	824,000 BE	1,070,000 E	R
PCB-188	ng/kg	2,980 J	4,320 J	4,710	3,880	2,980
PCB-189	ng/kg	17,000 J	11,500 J	11,700	12,900	14,400
PCB-190	ng/kg	80,600 EJ	83,500 EJ	60,000	83,600 E	80,300 E
PCB-191	ng/kg	19,800 J	15,900 J	13,900	19,300	16,900
PCB-192	ng/kg	441 J	223 J	186 U	508	263 J
PCB-194	ng/kg	214,000 EJ	133,000 EJ	118,000	136,000 E	158,000 E

Table C-9
Lipid Normalized American Eel (Whole Body) Analytical Results

Sample Name: / Date Analyzed:	Units	NB03WAEC-COMP06 10/08/15	NB03WAEN-COMP01 10/08/15	NB03WAEN-COMP02 01/18/16	NB03WAEN-COMP03 12/07/15	NB03WAEN-COMP04 01/18/16
PCB-195	ng/kg	63,100 EJ	61,500 EJ	39,400	47,600 E	48,800
PCB-196	ng/kg	122,000 EJ	108,000 EJ	92,400	108,000 EJ	107,000
PCB-197/200	ng/kg	15,400 J	13,000 J	11,500	13,000	11,300
PCB-198/199	ng/kg	318,000 EJ	263,000 EJ	239,000	296,000 E	283,000 E
PCB-201	ng/kg	38,400 J	29,900 BJ	29,400	34,800	27,000
PCB-202	ng/kg	139,000 EJ	90,500 EJ	92,600	110,000 E	85,800
PCB-203	ng/kg	236,000 EJ	196,000 EJ	147,000 E	182,000 E	181,000 E
PCB-204	ng/kg	609 J	439 J	379 J	488	375 J
PCB-205	ng/kg	10,600 J	6,850 J	6,060	7,480	6,730
PCB-206	ng/kg	194,000 EJ	106,000 EJ	85,900	120,000 E	95,000
PCB-207	ng/kg	22,100 J	12,400 J	9,120	13,600	10,000
PCB-208	ng/kg	75,600 EJ	35,000 J	32,400	43,200 E	34,800
PCB-209	ng/kg	98,100 EJ	41,200 BJ	42,100 B	58,800 E	38,800 B
Total PCB Congeners (209)	ng/kg	17,200,000 J	28,100,000 J	19,100,000 J	21,700,000 J	17,400,000 J
Semivolatiles						
1,2,4,5-Tetrachlorobenzene	ug/kg	21,000 U	17,000 U	9,700 U	13,000 U	8,300 U
1,2-Diphenylhydrazine	ug/kg	21,000 U	17,000 U	9,700 U	13,000 U	8,300 U
1-Methylnaphthalene	ug/kg	180 J	140 U	160 U	210 U	130 U
2,3,4,6-Tetrachlorophenol	ug/kg	81,000 U	65,000 U	38,000 U	52,000 U	33,000 U
2,4,5-Trichlorophenol	ug/kg	21,000 U	17,000 U	9,700 U	13,000 U	8,300 U
2,4,6-Trichlorophenol	ug/kg	21,000 U	17,000 U	9,700 U	13,000 U	8,300 U
2,4-Dichlorophenol	ug/kg	21,000 U	17,000 U	9,700 U	13,000 U	8,300 U
2,4-Dimethylphenol	ug/kg	21,000 U	17,000 U	9,700 U	13,000 U	8,300 U
2,4-Dinitrophenol	ug/kg	370,000 U	300,000 U	180,000 U	240,000 U	150,000 U
2,4-Dinitrotoluene	ug/kg	81,000 U	65,000 U	38,000 U	52,000 U	33,000 U
2,6-Dinitrotoluene	ug/kg	21,000 U	17,000 U	9,700 U	13,000 U	8,300 U
2-Chloronaphthalene	ug/kg	8,100 U	6,500 U	3,800 U	5,200 U	3,300 U
2-Chlorophenol	ug/kg	21,000 U	17,000 U	9,700 U	13,000 U	8,300 U
2-Methylnaphthalene	ug/kg	290 J	140 U	160 U	210 U	130 U
2-Methylphenol (o-cresol)	ug/kg	21,000 U	17,000 U	9,700 U	13,000 U	8,300 U
2-Nitroaniline	ug/kg	21,000 U	17,000 U	9,700 U	13,000 U	8,300 U
2-Nitrophenol	ug/kg	21,000 U	17,000 U	9,700 U	13,000 U	8,300 U
3,3'-Dichlorobenzidine	ug/kg	130,000 U	100,000 U	59,000 U	80,000 U	50,000 U
3-Nitroaniline	ug/kg	81,000 U	65,000 U	38,000 U	52,000 U	33,000 U
4,6-Dinitro-2-methylphenol	ug/kg	210,000 U	170,000 U	97,000 U	130,000 U	83,000 U
4-Bromophenyl phenyl ether	ug/kg	21,000 U	17,000 U	9,700 U	13,000 U	8,300 U
4-Chloro-3-methylphenol	ug/kg	21,000 U	17,000 U	9,700 U	13,000 U	8,300 U
4-Chloroaniline	ug/kg	41,000 U	33,000 U	19,000 U	27,000 U	17,000 U
4-Chlorophenyl phenyl ether	ug/kg	21,000 U	17,000 U	9,700 U	13,000 U	8,300 U
4-Methylphenol (p-cresol)	ug/kg	21,000 U	17,000 U	9,700 U	13,000 U	8,300 U
4-Nitroaniline	ug/kg	81,000 U	65,000 U	38,000 U	52,000 U	33,000 U
4-Nitrophenol	ug/kg	210,000 U	170,000 U	97,000 U	130,000 U	83,000 U
Acenaphthene	ug/kg	230 J	650	260 J	300 J	230 J
Acenaphthylene	ug/kg	170 U	140 U	160 U	210 U	130 U
Acetophenone	ug/kg	21,000 U	17,000 U	9,700 U	13,000 U	8,300 U

Table C-9
Lipid Normalized American Eel (Whole Body) Analytical Results

Sample Name: / Date Analyzed:	Units	NB03WAEC-COMP06 10/08/15	NB03WAEN-COMP01 10/08/15	NB03WAEN-COMP02 01/18/16	NB03WAEN-COMP03 12/07/15	NB03WAEN-COMP04 01/18/16
Anthracene	ug/kg	170 U	140 U	160 U	210 U	130 U
Atrazine	ug/kg	41,000 U	33,000 U	19,000 U	27,000 U	17,000 U
Benzaldehyde	ug/kg	81,000 U	65,000 U	38,000 U	52,000 U	33,000 U
Benzidine	ug/kg	880,000 U	700,000 U	410,000 U	560,000 U	350,000 U
Benzo(a)anthracene	ug/kg	170 U	140 U	160 U	210 U	130 U
Benzo(a)pyrene	ug/kg	170 U	140 U	160 U	210 U	130 U
Benzo(b)fluoranthene	ug/kg	170 U	140 U	160 U	210 U	130 U
Benzo(g,h,i)perylene	ug/kg	170 U	140 U	160 U	210 U	130 U
Benzo(j)+(k)fluoranthene	ug/kg	170 U	140 U	160 U	210 U	130 U
Benzo[e]pyrene	ug/kg	170 U	140 U	160 U	210 U	130 U
Benzoic acid	ug/kg	210,000 U	170,000 U	97,000 U	130,000 U	83,000 U
Benzyl butyl phthalate	ug/kg	81,000 U	65,000 U	38,000 U	52,000 U	33,000 U
Biphenyl (diphenyl)	ug/kg	21,000 U	17,000 U	9,700 U	13,000 U	8,300 U
Bis(2-chloroethoxy) methane	ug/kg	21,000 U	17,000 U	9,700 U	13,000 U	8,300 U
Bis(2-chloroethyl) ether (2-Chloroethyl ether)	ug/kg	21,000 U	17,000 U	9,700 U	13,000 U	8,300 U
Bis(2-chloroisopropyl) ether	ug/kg	21,000 U	17,000 U	9,700 U	13,000 U	8,300 U
Bis(2-Ethylhexyl) phthalate	ug/kg	81,000 U	65,000 U	38,000 U	52,000 U	33,000 U
C1-Chrysenes	ug/kg	170 U	140 U	160 U	210 U	130 U
C1-Fluoranthenes/pyrenes	ug/kg	170 U	140 U	160 U	210 U	130 U
C1-Fluorenes	ug/kg	170 U	140 U	160 U	210 U	130 U
C1-Naphthalenes	ug/kg	320 J	140 U	160 U	210 U	130 U
C1-Phenanthrene/anthracene	ug/kg	170 U	140 U	160 U	210 U	130 U
C2-Chrysene	ug/kg	170 U	140 U	160 U	210 U	130 U
C2-Fluoranthenes/pyrene	ug/kg	170 U	140 U	160 U	210 U	130 U
C2-Fluorenes	ug/kg	170 U	140 U	160 U	210 U	130 U
C2-Naphthalenes	ug/kg	480	140 U	160 U	210 U	130 U
C2-Phenanthrene/anthracene	ug/kg	170 U	140 U	160 U	210 U	130 U
C3-Chrysene	ug/kg	170 U	140 U	160 U	210 U	130 U
C3-Fluoranthenes/pyrene	ug/kg	170 U	140 U	160 U	210 U	130 U
C3-Fluorenes	ug/kg	170 U	140 U	160 U	210 U	130 U
C3-Naphthalenes	ug/kg	460	140 U	160 U	210 U	130 U
C3-Phenanthrene/anthracene	ug/kg	170 U	140 U	160 U	210 U	130 U
C4-Chrysene	ug/kg	170 U	140 U	160 U	210 U	130 U
C4-Naphthalenes	ug/kg	340 J	140 U	160 U	210 U	130 U
C4-Phenanthrene/anthracene	ug/kg	170 U	140 U	160 U	210 U	130 U
Caprolactam	ug/kg	41,000 U	33,000 U	19,000 U	27,000 U	17,000 U
Carbazole	ug/kg	21,000 U	17,000 U	9,700 U	13,000 U	8,300 U
Chrysene	ug/kg	170 U	140 U	160 U	210 U	130 U
Dibenz(a,h)anthracene	ug/kg	170 U	140 U	160 U	210 U	130 U
Dibenzofuran	ug/kg	21,000 U	17,000 U	9,700 U	13,000 U	8,300 U
Diethyl phthalate	ug/kg	81,000 U	65,000 U	38,000 U	52,000 U	33,000 U
Dimethyl phthalate	ug/kg	81,000 U	65,000 U	38,000 U	52,000 U	33,000 U
Di-n-butyl phthalate	ug/kg	81,000 U	65,000 U	38,000 U	52,000 U	33,000 U
Di-n-octylphthalate	ug/kg	81,000 U	65,000 U	38,000 U	52,000 U	33,000 U
Fluoranthene	ug/kg	170 U	140 J	160 U	210 U	130 U

Table C-9
Lipid Normalized American Eel (Whole Body) Analytical Results

Sample Name: / Date Analyzed:	Units	NB03WAEC-COMP06 10/08/15	NB03WAEN-COMP01 10/08/15	NB03WAEN-COMP02 01/18/16	NB03WAEN-COMP03 12/07/15	NB03WAEN-COMP04 01/18/16
Fluorene	ug/kg	170 U	140 U	160 U	210 U	130 U
Hexachlorobutadiene	ug/kg	21,000 U	17,000 U	9,700 U	13,000 U	8,300 U
Hexachlorocyclopentadiene	ug/kg	210,000 U	170,000 U	97,000 U	130,000 U	83,000 U
Hexachloroethane	ug/kg	41,000 U	33,000 U	19,000 U	27,000 U	17,000 U
Indeno(1,2,3-c,d)pyrene	ug/kg	170 U	140 U	160 U	210 U	130 U
Isophorone	ug/kg	21,000 U	17,000 U	9,700 U	13,000 U	8,300 U
Naphthalene	ug/kg	170 U	140 U	180 J	210 U	220 J
Nitrobenzene	ug/kg	21,000 U	17,000 U	9,700 U	13,000 U	8,300 U
N-Nitrosodi-n-propylamine	ug/kg	21,000 U	17,000 U	9,700 U	13,000 U	8,300 U
N-Nitrosodiphenylamine	ug/kg	21,000 U	17,000 U	9,700 U	13,000 U	8,300 U
Pentachlorophenol	ug/kg	41,000 U	33,000 U	19,000 U	27,000 U	17,000 U
Perylene	ug/kg	170 U	140 U	160 U	210 U	130 U
Phenanthrene	ug/kg	170 U	140 U	160 U	210 U	130 U
Phenol	ug/kg	21,000 U	17,000 U	9,700 U	13,000 U	8,300 U
Pyrene	ug/kg	170 U	140 U	160 U	210 U	130 U
Pyridine	ug/kg	81,000 U	65,000 U	38,000 U	52,000 U	33,000 U
Total HMW PAHs	ug/kg	170 U	140 J	160 U	210 U	130 U
Total LMW PAHs	ug/kg	510 J	650	440 J	300 J	450 J
Total PAHs	ug/kg	510 J	790 J	440 J	300 J	450 J

Table C-9
Lipid Normalized American Eel (Whole Body) Analytical Results

Sample Name: / Date Analyzed:	Units	NB03WAEN-COMP05 10/08/15	NB03WAEN-COMP06 10/01/15	NB03WAES-COMP01 10/08/15	NB03WAES-COMP02 10/08/15	NB03WAES-COMP03 10/01/15
Dioxins/Furans						
1,2,3,4,6,7,8-HpCDD	ng/kg	18.4 JB [20.0 JB]	21.4 JB	21.6 JB	33.2 JBQ	26.7 JB
1,2,3,4,6,7,8-HpCDF	ng/kg	139 JB [124 JB]	104 B	260 B	134 JBQ	39.9 JB
1,2,3,4,7,8,9-HpCDF	ng/kg	2.11 U [1.88 U]	2.55 JBQ	4.50 JBQ	6.75 JBQ	2.99 JBQ
1,2,3,4,7,8-HxCDD	ng/kg	4.09 JB [5.66 JBQ]	5.03 JBQ	4.96 JB	7.77 JB	6.30 JB
1,2,3,4,7,8-HxCDF	ng/kg	47.4 J [49.7 J]	76.1 BC	26.0 J	34.5 J	26.2 JB
1,2,3,6,7,8-HxCDD	ng/kg	25.0 JB [27.0 JB]	21.4 JB	28.8 JB	39.9 JBQ	33.0 JB
1,2,3,6,7,8-HxCDF	ng/kg	55.9 JB [59.0 JB]	31.8 JB	112 JB	50.5 JB	24.1 JB
1,2,3,7,8,9-HxCDD	ng/kg	4.76 JQ [5.28 JQ]	5.23 JBQ	5.00 JQ	6.35 JQ	4.80 JBQ
1,2,3,7,8,9-HxCDF	ng/kg	2.14 JBQ [2.32 JB]	1.23 JBQ	2.95 JBQ	3.49 JBQ	5.36 JBQ
1,2,3,7,8-PCDD	ng/kg	8.53 JBQ [2.66 U]	9.19 JBQ	17.2 JBQ	22.4 JBQ	3.00 U
1,2,3,7,8-PCDF	ng/kg	34.7 JB [28.3 JB]	15.8 JB	74.2 JB	17.7 JBQ	15.5 JB
2,3,4,6,7,8-HxCDF	ng/kg	4.09 JB [5.17 JBQ]	7.11 JB	5.62 JB	6.38 JB	10.2 JBQ
2,3,4,7,8-PCDF	ng/kg	112 JB [121 JB]	46.5 JB	147 JB	70.1 JB	42.6 JB
2,3,7,8-TCDD	ng/kg	134 B [142 B]	220 B	122 B	212 B	137 B
2,3,7,8-TCDF	ng/kg	3.26 U [3.38 U]	1.80 J	3.85 U	6.96 U	8.86 JQ
OCDD	ng/kg	25.4 JB [25.8 JB]	26.9 JB	35.4 JB	82.3 JB	45.9 JB
OCDF	ng/kg	4.85 JBQ [5.31 JB]	13.3 JB	5.27 JBQ	10.0 JBQ	12.0 JB
Butyltins						
Dibutyltin	ug/kg	38 U [45 U]	R	50 U	100 U	93 UJ
Monobutyltin	ug/kg	620 UJCN [720 UJCN]	R	770 UJCN	1,500 UJCN	1,500 UCNJ
Tetra-n-butyltin	ug/kg	50 U [59 U]	R	65 U	130 U	120 UJ
Tributyltin	ug/kg	53 [52]	R	58 U	120 U	110 UJ
Aroclor PCBs						
Aroclor 1016	ug/kg	210 U [240 U]	490 U	NA	NA	510 U
Aroclor 1221	ug/kg	270 U [310 U]	620 U	NA	NA	660 U
Aroclor 1232	ug/kg	470 U [520 U]	1,100 U	NA	NA	1,100 U
Aroclor 1242	ug/kg	190 U [220 U]	450 U	NA	NA	470 U
Aroclor 1248	ug/kg	190 U [220 U]	450 U	NA	NA	470 U
Aroclor 1254	ug/kg	9,700 [12,000]	450 U	NA	NA	470 U
Aroclor 1260	ug/kg	8,500 PJN [9,700 PJN]	3,900 PJ	NA	NA	3,600 PJ
Aroclor 1262	ug/kg	190 U [220 U]	450 U	NA	NA	470 U
Aroclor 1268	ug/kg	190 U [220 U]	450 U	NA	NA	470 U
Total Aroclor PCBs (Sum Of 7 Aroclors)	ug/kg	18,000 J [22,000 J]	3,900 J	NA	NA	3,600 J
Total Aroclor PCBs (Sum Of 9 Aroclors)	ug/kg	18,000 J [22,000 J]	3,900 J	NA	NA	3,600 J
Pesticides						
2,4'-DDD	pg/g	60,600 J [76,900 J]	16,600 J	230,000 J	181,000 J	131,000 J
2,4'-DDE	pg/g	30,000 J [37,200 J]	8,040 J	191,000 J	68,300 J	35,100 J
2,4'-DDT	pg/g	5,850 J [7,660 J]	1,720 J	21,000 J	17,400 J	36,000 J
4,4'-DDD	pg/g	1,590,000 JD [1,820,000 JD]	785,000 DJ	6,650,000 JD	10,100,000 JD	7,290,000 DJ
4,4'-DDE	pg/g	3,380,000 JBD [4,030,000 JBD]	1,760,000 BDJ	8,150,000 JBD	14,700,000 JBD	14,500,000 BDJ
4,4'-DDT	pg/g	106,000 JB [136,000 JB]	34,200 BJ	302,000 JB	559,000 JB	750,000 BJ
Aldrin	pg/g	269 UJ [1,510 J]	559 J	1,170 J	3,360 J	1,030 J
Alpha BHC	pg/g	2,480 J [2,820 J]	909 J	2,090 J	492 UJ	R
Alpha endosulfan	pg/g	1,690 UJ [1,980 UJ]	776 UJ	2,210 UJ	4,420 UJ	R

Table C-9
Lipid Normalized American Eel (Whole Body) Analytical Results

Sample Name: / Date Analyzed:	Units	NB03WAEN-COMP05 10/08/15	NB03WAEN-COMP06 10/01/15	NB03WAES-COMP01 10/08/15	NB03WAES-COMP02 10/08/15	NB03WAES-COMP03 10/01/15
Beta BHC	pg/g	4,180 J [4,480 J]	1,610 J	2,020 J	2,830 J	3,110 J
Beta endosulfan	pg/g	1,710 UJ [2,010 UJ]	788 UJ	2,240 UJ	4,480 UJ	4,160 UJ
cis-Chlordane	pg/g	512,000 J [566,000 J]	180,000 J	162,000 J	190,000 J	149,000 J
cis-Nonachlor	pg/g	271,000 JD [379,000 J]	146,000 J	330,000 J	492,000 J	480,000 J
Delta BHC	pg/g	149 UJ [175 UJ]	68.7 UJ	R	391 UJ	R
Dieldrin	pg/g	341,000 J [634,000 JD]	44,300 BJ	350,000 J	550,000 J	436,000 BDJ
Endosulfan sulfate	pg/g	1,860 UJ [2,180 UJ]	855 UJ	2,430 UJ	4,870 UJ	4,520 UJ
Endrin	pg/g	409 UJD [479 UJ]	611 J	535 UJ	1,070 UJ	993 UJ
Endrin aldehyde	pg/g	3,850 UJ [4,520 UJ]	1,770 UJ	5,040 UJ	10,100 UJ	9,360 UJ
Endrin ketone	pg/g	2,240 UJ [2,620 UJ]	1,030 UJ	2,920 UJ	5,850 UJ	5,430 UJ
Gamma BHC (Lindane)	pg/g	1,120 J [265 UJ]	457 J	846 J	1,440 J	1,220 J
Heptachlor	pg/g	956 UJ [1,120 UJ]	54.5 J	1,250 UJ	2,500 UJ	2,320 UJ
Heptachlor epoxide	pg/g	106,000 J [137,000 J]	54,200 J	47,300 J	77,700 J	100,000 J
Hexachlorobenzene	pg/g	146,000 JB [182,000 JB]	50,000 BJ	132,000 JB	239,000 JB	131,000 BJ
Methoxychlor	pg/g	1,140 UJ [1,340 UJ]	526 UJ	1,500 UJ	2,990 UJ	2,780 UJ
Mirex	pg/g	11,400 J [14,200 J]	3,910 J	10,500 J	14,100 J	12,700 J
Oxychlordane	pg/g	196,000 J [286,000 J]	158,000 J	269,000 J	292,000 J	543,000 J
Trans-chlordane	pg/g	113,000 J [150,000 J]	65,700 BJ	61,200 J	93,100 J	53,400 BJ
Trans-heptachlor epoxide	pg/g	500 UJ [586 UJ]	21,600 J	654 UJ	1,310 UJ	97,100 J
Trans-nonachlor	pg/g	762,000 JD [1,030,000 JD]	272,000 BDJ	904,000 JD	1,250,000 J	1,240,000 BJ
Total Alpha + Gamma Chlordane	pg/g	625,000 J [716,000 J]	245,000 J	223,000 J	283,000 J	202,000 J
Total DDT (2,4)	pg/g	96,400 J [122,000 J]	26,400 J	442,000 J	266,000 J	202,000 J
Total DDT (4,4)	pg/g	5,080,000 J [5,990,000 J]	2,580,000 J	15,100,000 J	25,300,000 J	22,500,000 J
Total DDT (2,4 & 4,4)	pg/g	5,180,000 J [6,110,000 J]	2,600,000 J	15,600,000 J	25,600,000 J	22,700,000 J
PCB Congeners						
PCB-1	ng/kg	350 J [362 J]	67.4 UJ	542 J	678 J	71.1 UJ
PCB-2	ng/kg	60.9 J [23.9 UJ]	47.2 UJ	134 UJ	268 UJ	54.9 J
PCB-3	ng/kg	R [R]	74.2 UJ	210 UJ	R	77.9 UJ
PCB-4	ng/kg	4,150 J [5,210 J]	1,960 BJ	5,380 J	6,610 J	1,290 BJ
PCB-5	ng/kg	23.5 UJ [27.4 UJ]	53.9 UJ	153 UJ	307 UJ	56.9 UJ
PCB-6	ng/kg	400 J [534 J]	R	1,140 J	654 J	49.8 UJ
PCB-7	ng/kg	23.5 UJ [27.4 UJ]	R	153 UJ	307 UJ	56.9 UJ
PCB-8	ng/kg	R [R]	551 BJ	2,290 BJ	2,150 BJ	106 UJ
PCB-9	ng/kg	79.1 J [107 J]	R	134 UJ	268 UJ	49.8 UJ
PCB-10	ng/kg	421 J [590 J]	142 J	275 J	498 UJ	142 UJ
PCB-11	ng/kg	2,240 BJ [3,180 BJ]	585 JB	2,770 BJ	5,320 BJ	241 UJ
PCB-12/13	ng/kg	332 J [469 J]	129 J	585 J	900 J	169 J
PCB-14	ng/kg	23.5 UJ [27.4 UJ]	53.9 UJ	153 UJ	307 UJ	56.9 UJ
PCB-15	ng/kg	1,390 BJ [1,940 BJ]	768 BJ	2,220 BJ	5,310 BJ	2,310 BJ
PCB-16	ng/kg	R [R]	1,060 BJ	R	R	729 BJ
PCB-17	ng/kg	3,150 J [4,720 J]	1,860 BJ	6,850 J	6,420 J	1,310 BJ
PCB-18/30	ng/kg	10,000 J [15,700 J]	6,300 BJ	18,300 J	35,700 J	4,030 BJ
PCB-19	ng/kg	5,710 J [7,930 J]	1,580 J	5,350 J	7,380 J	1,260 J
PCB-20/28	ng/kg	180,000 BEJ [332,000 BEJ]	161,000 BEJ	646,000 BEJ	1,070,000 BEJ	311,000 BEJ
PCB-21/33	ng/kg	61.8 UJ [71.7 UJ]	827 J	2,790 J	4,060 J	864 J

Table C-9
Lipid Normalized American Eel (Whole Body) Analytical Results

Sample Name: / Date Analyzed:	Units	NB03WAEN-COMP05 10/08/15	NB03WAEN-COMP06 10/01/15	NB03WAES-COMP01 10/08/15	NB03WAES-COMP02 10/08/15	NB03WAES-COMP03 10/01/15
PCB-22	ng/kg	23,000 EJ [34,200 EJ]	7,180 BJ	49,600 J	66,400 J	4,770 BJ
PCB-23	ng/kg	20.6 UJ [23.9 UJ]	47.2 UJ	134 UJ	268 UJ	49.8 UJ
PCB-24	ng/kg	29.4 UJ [248 J]	104 J	300 J	572 J	95.7 J
PCB-25	ng/kg	4,440 J [7,030 J]	1,060 J	7,350 J	9,310 J	779 J
PCB-26/29	ng/kg	30,300 EJ [43,400 EJ]	15,400 J	80,400 J	102,000 J	17,900 J
PCB-27	ng/kg	1,190 J [1,940 J]	673 J	2,520 J	2,880 J	536 J
PCB-31	ng/kg	73,500 EJ [114,000 EJ]	42,800 BEJ	118,000 EJ	291,000 EJ	45,400 BEJ
PCB-32	ng/kg	10,700 EJ [16,300 EJ]	4,990 BJ	24,600 J	21,000 J	3,610 BJ
PCB-34	ng/kg	621 J [876 J]	157 J	1,150 J	1,720 J	142 UJ
PCB-35	ng/kg	26.4 UJ [30.8 UJ]	60.7 UJ	172 UJ	345 UJ	64.0 UJ
PCB-36	ng/kg	23.5 UJ [27.4 UJ]	53.9 UJ	153 UJ	307 UJ	56.9 UJ
PCB-37	ng/kg	3,350 J [4,380 J]	1,510 J	13,200 J	17,300 J	7,790 J
PCB-38	ng/kg	532 J [841 J]	261 J	2,840 J	2,470 J	664 J
PCB-39	ng/kg	23.5 UJ [27.4 UJ]	53.9 UJ	172 J	307 UJ	56.9 UJ
PCB-40/71	ng/kg	22,200 J [46,600 EJ]	16,500 J	72,300 J	86,900 J	15,900 J
PCB-41	ng/kg	123 UJ [144 UJ]	284 UJ	R	R	299 UJ
PCB-42	ng/kg	89,700 EJ [169,000 EJ]	57,300 EJ	307,000 EJ	R	42,100 J
PCB-43	ng/kg	41.2 UJ [47.9 UJ]	754 J	5,310 J	4,990 J	1,170 J
PCB-44/47/65	ng/kg	729,000 EJ [1,380,000 EJ]	546,000 EJ	2,300,000 EJ	2,130,000 EJ	793,000 EJ
PCB-45	ng/kg	4,620 J [12,600 J]	3,280 J	15,100 J	29,200 J	2,250 J
PCB-46	ng/kg	938 J [1,980 J]	650 J	2,370 J	3,510 J	494 J
PCB-48	ng/kg	41.2 UJ [2,680 J]	914 J	4,920 J	5,630 J	900 J
PCB-49/69	ng/kg	200,000 EJ [334,000 EJ]	79,300 J	519,000 EJ	577,000 EJ	55,100 J
PCB-50/53	ng/kg	11,400 J [20,800 J]	5,460 J	23,100 J	45,500 J	3,430 J
PCB-51	ng/kg	7,910 J [13,400 J]	3,650 J	8,690 J	12,500 J	1,580 J
PCB-52	ng/kg	685,000 BEJ [1,250,000 BEJ]	593,000 BEJ	3,420,000 BEJ	2,800,000 BEJ	814,000 BEJ
PCB-54	ng/kg	1,070 J [1,590 J]	94.5 UJ	268 UJ	537 UJ	134 J
PCB-55	ng/kg	35.3 UJ [41.0 UJ]	495 J	R	R	843 J
PCB-56	ng/kg	12,000 J [19,700 J]	1,610 J	R	R	1,500 J
PCB-57	ng/kg	32.4 UJ [37.6 UJ]	457 J	R	R	843 J
PCB-58	ng/kg	5,710 J [6,450 J]	1,450 J	R	R	2,740 J
PCB-60	ng/kg	49,700 EJ [80,000 EJ]	48,200 EJ	496,000 EJ	357,000 EJ	123,000 EJ
PCB-61/70/74/76	ng/kg	278,000 EJ [459,000 EJ]	218,000 EJ	1,150,000 EJ	1,070,000 EJ	503,000 EJ
PCB-62/75	ng/kg	57,900 EJ [107,000 EJ]	57,700 J	275,000 J	262,000 J	74,300 J
PCB-63	ng/kg	16,800 J [26,200 EJ]	10,400 J	R	R	23,000 J
PCB-64	ng/kg	38.2 UJ [659,000 EJ]	249,000 EJ	R	1,590,000 EJ	416,000 EJ
PCB-66	ng/kg	497,000 BEJ [886,000 BEJ]	354,000 BEJ	R	R	836,000 BEJ
PCB-67	ng/kg	2,560 J [3,420 J]	1,330 J	R	9,000 J	1,190 J
PCB-68	ng/kg	41.2 UJ [5,930 J]	2,310 J	R	R	4,500 J
PCB-72	ng/kg	38.2 UJ [12,100 J]	3,110 J	23,900 J	R	6,520 J
PCB-73	ng/kg	41.2 UJ [47.9 UJ]	94.5 UJ	2,380 J	2,950 J	684 J
PCB-77	ng/kg	524 J [903 J]	496 J	4,310 J	3,810 J	4,710 J
PCB-78	ng/kg	47.1 UJ [54.8 UJ]	108 UJ	306 UJ	614 UJ	114 UJ
PCB-79	ng/kg	2,810 J [3,370 J]	1,340 J	17,100 J	11,700 J	1,560 J
PCB-80	ng/kg	32.4 UJ [37.6 UJ]	74.2 UJ	R	422 UJ	77.9 UJ

Table C-9
Lipid Normalized American Eel (Whole Body) Analytical Results

Sample Name: / Date Analyzed:	Units	NB03WAEN-COMP05 10/08/15	NB03WAEN-COMP06 10/01/15	NB03WAES-COMP01 10/08/15	NB03WAES-COMP02 10/08/15	NB03WAES-COMP03 10/01/15
PCB-81	ng/kg	52.9 UJ [61.7 UJ]	138 J	1,390 J	690 UJ	128 UJ
PCB-82	ng/kg	17,700 EJ [31,400 EJ]	12,800 J	65,000 J	R	16,100 J
PCB-83	ng/kg	85.0 UJ [44,500 EJ]	20,700 J	R	R	32,600 J
PCB-84	ng/kg	40,900 EJ [87,200 EJ]	41,500 EJ	226,000 EJ	223,000 J	42,000 J
PCB-85/116/117	ng/kg	133,000 EJ [242,000 EJ]	132,000 EJ	865,000 EJ	815,000 EJ	343,000 EJ
PCB-86/87/97/109/119/125	ng/kg	173,000 EJ [296,000 EJ]	124,000 J	754,000 EJ	655,000 J	161,000 J
PCB-88	ng/kg	64.7 UJ [75.2 UJ]	149 UJ	419 UJ	846 UJ	156 UJ
PCB-89	ng/kg	190 J [303 J]	87.7 UJ	248 UJ	498 UJ	111 J
PCB-90/101/113	ng/kg	456,000 EJ [824,000 EJ]	208,000 BEJ	1,250,000 EJ	R	362,000 BEJ
PCB-91	ng/kg	53,800 EJ [97,200 EJ]	31,900 J	252,000 EJ	212,000 J	41,700 J
PCB-92	ng/kg	131,000 EJ [226,000 EJ]	84,100 EJ	R	R	150,000 EJ
PCB-93/100	ng/kg	42,100 EJ [81,400 EJ]	32,400 J	46,200 J	55,900 J	32,400 J
PCB-94	ng/kg	594 J [1,180 J]	359 J	1,870 J	1,720 J	331 J
PCB-95	ng/kg	177,000 EJ [271,000 EJ]	119,000 EJ	912,000 EJ	698,000 EJ	124,000 EJ
PCB-96	ng/kg	435 J [897 J]	291 J	969 J	1,200 J	187 J
PCB-98/102	ng/kg	2,400 J [263 UJ]	881 J	6,730 J	7,080 J	1,130 J
PCB-99	ng/kg	585,000 EJ [1,020,000 EJ]	470,000 EJ	R	R	1,290,000 EJ
PCB-103	ng/kg	32.4 UJ [2,480 J]	184 J	1,360 J	1,380 J	132 J
PCB-104	ng/kg	92.1 J [137 J]	94.5 UJ	268 UJ	537 UJ	99.3 UJ
PCB-105	ng/kg	335,000 EJ [586,000 EJ]	189,000 EJ	1,670,000 EJ	1,560,000 EJ	800,000 EJ
PCB-106	ng/kg	50.0 UJ [58.3 UJ]	115 UJ	325 UJ	652 UJ	121 UJ
PCB-107	ng/kg	10,500 J [16,400 J]	11,400 J	98,500 J	78,500 J	27,500 J
PCB-108/124	ng/kg	2,890 J [4,550 J]	1,380 J	16,000 J	12,100 J	2,930 J
PCB-110/115	ng/kg	674,000 EJ [1,300,000 EJ]	431,000 EJ	2,630,000 EJ	2,440,000 EJ	1,140,000 EJ
PCB-111	ng/kg	1,520 J [2,460 J]	1,070 J	2,420 J	3,650 J	2,930 J
PCB-112	ng/kg	41.2 UJ [47.9 UJ]	900 J	R	R	5,420 J
PCB-114	ng/kg	14,700 J [23,400 EJ]	11,800 J	111,000 J	105,000 J	38,900 J
PCB-118	ng/kg	1,100,000 EJ [2,010,000 EJ]	597,000 EJ	3,470,000 EJ	3,280,000 EJ	2,700,000 EJ
PCB-120	ng/kg	5,030 J [7,860 J]	3,760 J	10,500 J	13,100 J	9,570 J
PCB-121	ng/kg	1,020 J [1,680 J]	741 J	1,320 J	2,120 J	1,270 J
PCB-122	ng/kg	982 J [1,600 J]	966 J	11,000 J	8,080 J	1,830 J
PCB-123	ng/kg	23,000 EJ [35,900 EJ]	12,200 J	114,000 J	90,800 J	37,900 J
PCB-126	ng/kg	47.1 UJ [54.8 UJ]	580 J	5,120 J	R	1,740 J
PCB-127	ng/kg	900 J [1,680 J]	723 J	3,630 J	5,550 J	2,340 J
PCB-128/166	ng/kg	116,000 EJ [205,000 EJ]	80,800 J	404,000 EJ	481,000 EJ	309,000 EJ
PCB-129/138/163	ng/kg	1,210,000 EJ [2,240,000 EJ]	688,000 EJ	3,080,000 EJ	4,150,000 EJ	3,250,000 EJ
PCB-130	ng/kg	52,600 EJ [92,400 EJ]	28,600 J	R	R	111,000 EJ
PCB-131	ng/kg	2,150 J [4,000 J]	812 J	R	R	843 J
PCB-132	ng/kg	62,100 EJ [115,000 EJ]	47,600 EJ	R	R	62,900 EJ
PCB-133	ng/kg	R [R]	16,400 J	53,100 J	78,500 J	51,200 EJ
PCB-134	ng/kg	29,100 EJ [56,200 EJ]	17,600 J	R	R	41,100 J
PCB-135/151	ng/kg	65,900 EJ [115,000 EJ]	55,500 J	211,000 J	202,000 J	106,000 EJ
PCB-136	ng/kg	14,600 J [29,900 EJ]	11,300 J	52,700 J	66,800 J	14,600 J
PCB-137	ng/kg	29,700 EJ [54,500 EJ]	28,800 J	R	R	109,000 EJ
PCB-139/140	ng/kg	16,400 J [28,300 J]	12,600 J	R	R	34,500 J

Table C-9
Lipid Normalized American Eel (Whole Body) Analytical Results

Sample Name: / Date Analyzed:	Units	NB03WAEN-COMP05 10/08/15	NB03WAEN-COMP06 10/01/15	NB03WAES-COMP01 10/08/15	NB03WAES-COMP02 10/08/15	NB03WAES-COMP03 10/01/15
PCB-141	ng/kg	83,500 EJ [143,000 EJ]	44,500 EJ	230,000 EJ	315,000 EJ	144,000 EJ
PCB-142	ng/kg	50.0 UJ [58.3 UJ]	115 UJ	R	R	121 UJ
PCB-143	ng/kg	96.8 UJ [113 UJ]	223 UJ	R	R	234 UJ
PCB-144	ng/kg	3,760 J [6,760 J]	1,730 J	R	R	1,690 J
PCB-145	ng/kg	47.1 UJ [54.8 UJ]	108 UJ	306 UJ	614 UJ	114 UJ
PCB-146	ng/kg	235,000 EJ [403,000 EJ]	R	R	R	524,000 EJ
PCB-147/149	ng/kg	418,000 EJ [766,000 EJ]	215,000 BEJ	R	R	473,000 BEJ
PCB-148	ng/kg	R [R]	3,360 J	R	R	5,800 J
PCB-150	ng/kg	312 J [552 J]	101 UJ	287 UJ	575 UJ	106 UJ
PCB-152	ng/kg	41.2 UJ [47.9 UJ]	94.5 UJ	268 UJ	537 UJ	99.3 UJ
PCB-153/168	ng/kg	1,630,000 BEJ [2,940,000 BEJ]	838,000 BEJ	R	R	4,090,000 BEJ
PCB-154	ng/kg	29,000 EJ [50,300 EJ]	25,900 J	R	R	43,500 EJ
PCB-155	ng/kg	14,400 J [24,100 EJ]	10,400 J	13,800 J	34,000 J	15,200 J
PCB-156/157	ng/kg	90,300 EJ [150,000 EJ]	50,400 J	308,000 EJ	376,000 J	247,000 EJ
PCB-158	ng/kg	92,100 EJ [155,000 EJ]	64,200 EJ	R	R	219,000 EJ
PCB-159	ng/kg	41.2 UJ [47.9 UJ]	94.5 UJ	268 UJ	537 UJ	99.3 UJ
PCB-160	ng/kg	185 UJ [216 UJ]	424 UJ	R	R	448 UJ
PCB-161	ng/kg	38.2 UJ [44.5 UJ]	139 J	R	R	92.1 UJ
PCB-162	ng/kg	7,350 J [44.5 UJ]	3,140 J	17,300 J	25,500 J	14,800 J
PCB-164	ng/kg	44,100 EJ [72,800 EJ]	24,200 J	R	R	66,100 EJ
PCB-165	ng/kg	1,230 J [2,080 J]	R	R	R	2,480 J
PCB-167	ng/kg	R [R]	20,100 J	R	R	102,000 EJ
PCB-169	ng/kg	44.1 UJ [51.4 UJ]	101 UJ	287 UJ	575 UJ	106 UJ
PCB-170	ng/kg	168,000 EJ [288,000 EJ]	102,000 EJ	431,000 EJ	594,000 EJ	354,000 EJ
PCB-171/173	ng/kg	63,800 EJ [110,000 EJ]	R	R	R	121,000 EJ
PCB-172	ng/kg	40,600 EJ [67,200 EJ]	20,700 J	R	R	83,600 EJ
PCB-174	ng/kg	54,100 EJ [95,900 EJ]	32,200 J	R	R	69,600 J
PCB-175	ng/kg	10,500 J [17,900 J]	6,340 J	R	R	22,900 J
PCB-176	ng/kg	2,940 J [5,100 J]	1,200 J	R	R	1,280 J
PCB-177	ng/kg	139,000 EJ [243,000 EJ]	R	R	R	240,000 EJ
PCB-178	ng/kg	R [R]	48,000 EJ	R	R	176,000 EJ
PCB-179	ng/kg	23,300 EJ [41,700 EJ]	13,900 J	49,600 J	61,900 J	32,400 J
PCB-180/193	ng/kg	629,000 EJ [1,100,000 EJ]	369,000 EJ	1,160,000 EJ	1,810,000 EJ	1,440,000 EJ
PCB-181	ng/kg	2,300 J [3,830 J]	R	R	R	5,970 J
PCB-182	ng/kg	R [R]	1,300 J	R	R	3,950 J
PCB-183/185	ng/kg	196,000 EJ [340,000 EJ]	129,000 EJ	R	R	459,000 EJ
PCB-184	ng/kg	1,660 J [3,080 J]	1,030 J	2,070 J	4,020 J	2,990 J
PCB-186	ng/kg	44.1 UJ [51.4 UJ]	101 UJ	R	R	106 UJ
PCB-187	ng/kg	515,000 EJ [910,000 EJ]	295,000 EJ	R	R	1,290,000 EJ
PCB-188	ng/kg	2,790 J [4,690 J]	1,530 J	2,830 J	5,840 J	2,780 J
PCB-189	ng/kg	7,710 J [13,100 J]	3,610 J	17,100 J	21,500 J	18,500 J
PCB-190	ng/kg	47,400 EJ [79,000 EJ]	30,100 J	108,000 J	158,000 J	84,300 EJ
PCB-191	ng/kg	10,200 J [17,300 J]	6,660 J	R	R	20,200 J
PCB-192	ng/kg	182 J [305 J]	87.7 UJ	R	R	296 J
PCB-194	ng/kg	92,100 EJ [154,000 EJ]	46,400 J	193,000 EJ	280,000 J	168,000 EJ

Table C-9
Lipid Normalized American Eel (Whole Body) Analytical Results

Sample Name: / Date Analyzed:	Units	NB03WAEN-COMP05 10/08/15	NB03WAEN-COMP06 10/01/15	NB03WAES-COMP01 10/08/15	NB03WAES-COMP02 10/08/15	NB03WAES-COMP03 10/01/15
PCB-195	ng/kg	34,400 EJ [57,900 EJ]	15,800 J	81,200 J	129,000 J	55,500 J
PCB-196	ng/kg	55,000 EJ [90,000 EJ]	33,600 J	R	206,000 J	139,000 EJ
PCB-197/200	ng/kg	7,240 J [12,500 J]	4,050 J	R	26,200 J	18,000 J
PCB-198/199	ng/kg	160,000 EJ [269,000 EJ]	83,400 J	R	R	343,000 EJ
PCB-201	ng/kg	20,700 J [36,200 EJ]	9,610 J	32,100 J	53,900 J	42,600 J
PCB-202	ng/kg	64,700 EJ [108,000 EJ]	34,500 J	85,000 J	152,000 J	118,000 EJ
PCB-203	ng/kg	95,600 EJ [160,000 EJ]	52,400 J	213,000 EJ	R	259,000 EJ
PCB-204	ng/kg	217 J [428 J]	142 UJ	462 J	808 UJ	583 J
PCB-205	ng/kg	4,790 J [8,100 J]	1,970 J	11,900 J	16,800 J	8,790 J
PCB-206	ng/kg	67,400 EJ [114,000 EJ]	32,200 J	152,000 J	232,000 J	166,000 EJ
PCB-207	ng/kg	7,290 J [12,700 J]	3,700 J	15,200 J	25,800 J	18,900 J
PCB-208	ng/kg	25,200 J [43,400 EJ]	12,000 J	53,100 J	73,300 J	R
PCB-209	ng/kg	31,800 EJ [54,100 EJ]	15,100 J	73,100 J	107,000 J	75,700 EJ
Total PCB Congeners (209)	ng/kg	13,800,000 J [25,400,000 J]	8,740,000 J	29,200,000 J	30,600,000 J	27,400,000 J
Semivolatiles						
1,2,4,5-Tetrachlorobenzene	ug/kg	9,400 U [11,000 U]	4,500 U	13,000 U	25,000 U	24,000 U
1,2-Diphenylhydrazine	ug/kg	9,400 U [11,000 U]	4,500 U	13,000 U	25,000 U	24,000 U
1-Methylnaphthalene	ug/kg	79 U [93 U]	180 U	500 U	1,000 U	930 U
2,3,4,6-Tetrachlorophenol	ug/kg	38,000 U [45,000 U]	18,000 U	50,000 U	100,000 U	93,000 U
2,4,5-Trichlorophenol	ug/kg	9,400 U [11,000 U]	4,500 U	13,000 U	25,000 U	24,000 U
2,4,6-Trichlorophenol	ug/kg	9,400 U [11,000 U]	4,500 U	13,000 U	25,000 U	24,000 U
2,4-Dichlorophenol	ug/kg	9,400 U [11,000 U]	4,500 U	13,000 U	25,000 U	24,000 U
2,4-Dimethylphenol	ug/kg	9,400 U [11,000 U]	4,500 U	13,000 U	25,000 U	24,000 U
2,4-Dinitrophenol	ug/kg	170,000 U [200,000 U]	81,000 U	230,000 U	450,000 U	430,000 U
2,4-Dinitrotoluene	ug/kg	38,000 U [45,000 U]	18,000 U	50,000 U	100,000 U	93,000 U
2,6-Dinitrotoluene	ug/kg	9,400 U [11,000 U]	4,500 U	13,000 U	25,000 U	24,000 U
2-Chloronaphthalene	ug/kg	3,800 U [4,500 U]	1,800 UJ	5,000 U	10,000 U	9,300 UJ
2-Chlorophenol	ug/kg	9,400 U [11,000 U]	4,500 U	13,000 U	25,000 U	24,000 U
2-Methylnaphthalene	ug/kg	79 U [93 U]	180 U	500 U	1,000 U	930 U
2-Methylphenol (o-cresol)	ug/kg	9,400 U [11,000 U]	4,500 U	13,000 U	25,000 U	24,000 U
2-Nitroaniline	ug/kg	9,400 U [11,000 U]	4,500 U	13,000 U	25,000 U	24,000 U
2-Nitrophenol	ug/kg	9,400 U [11,000 U]	4,500 U	13,000 U	25,000 U	24,000 U
3,3'-Dichlorobenzidine	ug/kg	56,000 U [66,000 U]	27,000 U	77,000 U	150,000 U	140,000 U
3-Nitroaniline	ug/kg	38,000 U [45,000 U]	18,000 U	50,000 U	100,000 U	93,000 U
4,6-Dinitro-2-methylphenol	ug/kg	94,000 U [110,000 U]	45,000 U	130,000 U	250,000 U	240,000 U
4-Bromophenyl phenyl ether	ug/kg	9,400 U [11,000 U]	4,500 U	13,000 U	25,000 U	24,000 U
4-Chloro-3-methylphenol	ug/kg	9,400 U [11,000 U]	4,500 U	13,000 U	25,000 U	24,000 U
4-Chloroaniline	ug/kg	19,000 U [22,000 U]	9,100 U	25,000 U	51,000 U	48,000 U
4-Chlorophenyl phenyl ether	ug/kg	9,400 U [11,000 U]	4,500 U	13,000 U	25,000 U	24,000 U
4-Methylphenol (p-cresol)	ug/kg	9,400 U [11,000 U]	4,500 U	13,000 U	25,000 U	24,000 U
4-Nitroaniline	ug/kg	38,000 U [45,000 U]	18,000 U	50,000 U	100,000 U	93,000 U
4-Nitrophenol	ug/kg	94,000 U [110,000 U]	45,000 U	130,000 U	250,000 U	240,000 U
Acenaphthene	ug/kg	500 [900 J+]	270 J	500 U	1,000 U	930 U
Acenaphthylene	ug/kg	79 U [93 U]	180 U	500 U	1,000 U	930 U
Acetophenone	ug/kg	9,400 U [11,000 U]	4,500 U	13,000 U	25,000 U	24,000 U

Table C-9
Lipid Normalized American Eel (Whole Body) Analytical Results

Sample Name: / Date Analyzed:	Units	NB03WAEN-COMP05 10/08/15	NB03WAEN-COMP06 10/01/15	NB03WAES-COMP01 10/08/15	NB03WAES-COMP02 10/08/15	NB03WAES-COMP03 10/01/15
Anthracene	ug/kg	79 U [93 U]	180 U	500 U	1,000 U	930 U
Atrazine	ug/kg	19,000 U [22,000 U]	9,100 U	25,000 U	51,000 U	48,000 U
Benzaldehyde	ug/kg	38,000 U [45,000 U]	18,000 U	50,000 U	100,000 U	93,000 U
Benzidine	ug/kg	410,000 U [480,000 U]	190,000 U	540,000 U	1,100,000 U	1,000,000 U
Benzo(a)anthracene	ug/kg	79 U [93 U]	180 U	500 U	1,000 U	930 U
Benzo(a)pyrene	ug/kg	79 U [93 U]	180 U	500 U	1,000 U	930 U
Benzo(b)fluoranthene	ug/kg	79 U [93 U]	180 U	500 U	1,000 U	930 U
Benzo(g,h,i)perylene	ug/kg	110 J [93 U]	180 U	500 U	1,000 U	930 U
Benzo(j)+(k)fluoranthene	ug/kg	79 U [93 U]	180 U	500 U	1,000 U	930 U
Benzo[e]pyrene	ug/kg	79 U [93 U]	180 U	500 U	1,000 U	930 U
Benzoic acid	ug/kg	94,000 U [110,000 U]	45,000 U	130,000 U	250,000 U	240,000 U
Benzyl butyl phthalate	ug/kg	38,000 U [45,000 U]	18,000 U	50,000 U	100,000 U	93,000 U
Biphenyl (diphenyl)	ug/kg	9,400 U [11,000 U]	4,500 U	13,000 U	25,000 U	24,000 U
Bis(2-chloroethoxy) methane	ug/kg	9,400 U [11,000 U]	4,500 U	13,000 U	25,000 U	24,000 U
Bis(2-chloroethyl) ether (2-Chloroethyl ether)	ug/kg	9,400 U [11,000 U]	4,500 U	13,000 U	25,000 U	24,000 U
Bis(2-chloroisopropyl) ether	ug/kg	9,400 U [11,000 U]	4,500 U	13,000 U	25,000 U	24,000 U
Bis(2-Ethylhexyl) phthalate	ug/kg	38,000 U [45,000 U]	18,000 U	50,000 U	100,000 U	93,000 U
C1-Chrysenes	ug/kg	79 U [93 U]	180 U	500 U	1,000 U	930 U
C1-Fluoranthenes/pyrenes	ug/kg	79 U [93 U]	180 U	500 U	1,000 U	930 U
C1-Fluorenes	ug/kg	79 U [93 U]	180 U	500 U	1,000 U	930 U
C1-Naphthalenes	ug/kg	79 U [120 J]	180 U	500 U	1,000 U	930 U
C1-Phenanthrene/anthracene	ug/kg	79 U [93 U]	180 U	500 U	1,000 U	930 U
C2-Chrysene	ug/kg	79 U [93 U]	180 U	500 U	1,000 U	930 U
C2-Fluoranthenes/pyrene	ug/kg	79 U [93 U]	180 U	500 U	1,000 U	930 U
C2-Fluorenes	ug/kg	79 U [93 U]	180 U	500 U	1,000 U	930 U
C2-Naphthalenes	ug/kg	100 J [200 J]	180 U	500 U	1,000 U	930 U
C2-Phenanthrene/anthracene	ug/kg	79 U [93 U]	180 U	500 U	1,000 U	930 U
C3-Chrysene	ug/kg	79 U [93 U]	180 U	500 U	1,000 U	930 U
C3-Fluoranthenes/pyrene	ug/kg	79 U [93 U]	180 U	500 U	1,000 U	930 U
C3-Fluorenes	ug/kg	79 U [93 U]	180 U	500 U	1,000 U	930 U
C3-Naphthalenes	ug/kg	100 J [93 U]	180 U	540 J	1,000 U	930 U
C3-Phenanthrene/anthracene	ug/kg	79 U [93 U]	180 U	500 U	1,000 U	930 U
C4-Chrysene	ug/kg	79 U [93 U]	180 U	500 U	1,000 U	930 U
C4-Naphthalenes	ug/kg	79 U [93 U]	180 U	500 U	1,000 U	930 U
C4-Phenanthrene/anthracene	ug/kg	79 U [93 U]	180 U	500 U	1,000 U	930 U
Caprolactam	ug/kg	19,000 U [22,000 U]	9,100 U	25,000 U	51,000 U	48,000 U
Carbazole	ug/kg	9,400 U [11,000 U]	4,500 U	13,000 U	25,000 U	24,000 U
Chrysene	ug/kg	79 U [93 U]	180 U	500 U	1,000 U	930 U
Dibenz(a,h)anthracene	ug/kg	79 U [93 U]	180 U	500 U	1,000 U	930 U
Dibenzofuran	ug/kg	9,400 U [11,000 U]	4,500 U	13,000 U	25,000 U	24,000 U
Diethyl phthalate	ug/kg	38,000 U [45,000 U]	18,000 U	50,000 U	100,000 U	93,000 U
Dimethyl phthalate	ug/kg	38,000 U [45,000 U]	18,000 U	50,000 U	100,000 U	93,000 U
Di-n-butyl phthalate	ug/kg	38,000 U [45,000 U]	18,000 U	50,000 U	100,000 U	93,000 U
Di-n-octylphthalate	ug/kg	38,000 U [45,000 U]	18,000 U	50,000 U	100,000 U	93,000 U
Fluoranthene	ug/kg	110 J [180 J]	180 U	580 J	1,000 U	930 U

Table C-9
Lipid Normalized American Eel (Whole Body) Analytical Results

Sample Name: Date Analyzed:	Units	NB03WAEN-COMP05 10/08/15	NB03WAEN-COMP06 10/01/15	NB03WAES-COMP01 10/08/15	NB03WAES-COMP02 10/08/15	NB03WAES-COMP03 10/01/15
Fluorene	ug/kg	91 J [270 J+]	180 U	500 U	1,000 U	930 U
Hexachlorobutadiene	ug/kg	9,400 U [11,000 U]	4,500 U	13,000 U	25,000 U	24,000 U
Hexachlorocyclopentadiene	ug/kg	94,000 U [110,000 U]	45,000 U	130,000 U	250,000 U	240,000 U
Hexachloroethane	ug/kg	19,000 U [22,000 U]	9,100 U	25,000 U	51,000 U	48,000 U
Indeno(1,2,3-c,d)pyrene	ug/kg	100 J [93 U]	180 U	500 U	1,000 U	930 U
Isophorone	ug/kg	9,400 U [11,000 U]	4,500 U	13,000 U	25,000 U	24,000 U
Naphthalene	ug/kg	85 J [130 J+]	180 U	3,700 J+	7,200 J+	930 U
Nitrobenzene	ug/kg	9,400 U [11,000 U]	4,500 U	13,000 U	25,000 U	24,000 U
N-Nitrosodi-n-propylamine	ug/kg	9,400 U [11,000 U]	4,500 U	13,000 U	25,000 U	24,000 U
N-Nitrosodiphenylamine	ug/kg	9,400 U [11,000 U]	4,500 U	13,000 U	25,000 U	24,000 U
Pentachlorophenol	ug/kg	19,000 U [22,000 U]	9,100 U	25,000 U	51,000 U	48,000 U
Perylene	ug/kg	79 U [93 U]	180 U	500 U	1,000 U	930 U
Phenanthrene	ug/kg	110 J [130 J+]	180 U	500 U	1,000 U	930 U
Phenol	ug/kg	9,400 U [11,000 U]	4,500 U	13,000 U	25,000 U	24,000 U
Pyrene	ug/kg	79 U [93 U]	180 U	500 U	1,100 J	930 U
Pyridine	ug/kg	38,000 U [45,000 U]	18,000 U	50,000 U	100,000 U	93,000 U
Total HMW PAHs	ug/kg	320 J [180 J]	180 U	580 J	1,100 J	930 U
Total LMW PAHs	ug/kg	790 J [1,400 J]	270 J	3,700 J	7,200 J	930 U
Total PAHs	ug/kg	1,100 J [1,600 J]	270 J	4,300 J	8,200 J	930 U

Table C-9
Lipid Normalized American Eel (Whole Body) Analytical Results

Sample Name: / Date Analyzed:	Units	NB03WAES-COMP04 10/08/15	NB03WAES-COMP05 12/07/15	NB03WAES-COMP06 10/08/15
Dioxins/Furans				
1,2,3,4,6,7,8-HpCDD	ng/kg	28.1 JB	12.0 JB	10.2 JB
1,2,3,4,6,7,8-HpCDF	ng/kg	172 JB	34.9 JB	18.5 JB
1,2,3,4,7,8,9-HpCDF	ng/kg	3.61 U	0.690 JBQ	0.990 U
1,2,3,4,7,8-HxCDD	ng/kg	4.45 JBQ	3.82 JBQ	3.52 JBQ
1,2,3,4,7,8-HxCDF	ng/kg	25.0 J	16.9 JB	16.1 J
1,2,3,6,7,8-HxCDD	ng/kg	31.7 JB	22.8 JB	19.9 JB
1,2,3,6,7,8-HxCDF	ng/kg	60.7 JB	18.6 JB	13.2 JB
1,2,3,7,8,9-HxCDD	ng/kg	4.17 JQ	3.59 JB	3.70 J
1,2,3,7,8,9-HxCDF	ng/kg	3.94 JBQ	0.960 JB	0.580 JB
1,2,3,7,8-PCDD	ng/kg	16.7 JBQ	1.04 U	8.52 JBQ
1,2,3,7,8-PCDF	ng/kg	31.2 JBQ	10.7 JB	19.9 JB
2,3,4,6,7,8-HxCDF	ng/kg	4.79 JBQ	4.55 JB	3.82 JB
2,3,4,7,8-PCDF	ng/kg	74.0 JB	17.7 JB	28.8 JB
2,3,7,8-TCDD	ng/kg	113 B	91.7	98.9 B
2,3,7,8-TCDF	ng/kg	4.41 U	2.22 JQ	1.36 JQ
OCDD	ng/kg	100 JBQ	19.8 JB	10.7 JBQ
OCDF	ng/kg	11.4 JBQ	2.08 JB	1.60 JB
Butyltins				
Dibutyltin	ug/kg	80 U	9.1 U	R
Monobutyltin	ug/kg	1,300 UJCN	140 UCN	R
Tetra-n-butyltin	ug/kg	110 U	12 U	R
Tributyltin	ug/kg	130	11 U	R
Aroclor PCBs				
Aroclor 1016	ug/kg	470 U	270 U	410 U
Aroclor 1221	ug/kg	600 U	350 U	510 U
Aroclor 1232	ug/kg	1,100 U	600 U	900 U
Aroclor 1242	ug/kg	430 U	250 U	380 U
Aroclor 1248	ug/kg	430 U	250 U	380 U
Aroclor 1254	ug/kg	7,300 PJ	7,600	8,000
Aroclor 1260	ug/kg	11,000 PJN	3,200 PJ	4,700 PJN
Aroclor 1262	ug/kg	430 U	250 U	380 U
Aroclor 1268	ug/kg	430 U	250 U	380 U
Total Aroclor PCBs (Sum Of 7 Aroclors)	ug/kg	18,000 J	11,000 J	13,000 J
Total Aroclor PCBs (Sum Of 9 Aroclors)	ug/kg	18,000 J	11,000 J	13,000 J
Pesticides				
2,4'-DDD	pg/g	123,000 J	20,900	40,200 J
2,4'-DDE	pg/g	53,800 J	14,200 J	21,400 J
2,4'-DDT	pg/g	10,700 J	5,380	8,070 J
4,4'-DDD	pg/g	4,300,000 JD	1,230,000 D	1,420,000 JD
4,4'-DDE	pg/g	10,500,000 JBD	3,230,000 BD	2,950,000 JBD
4,4'-DDT	pg/g	651,000 JB	123,000	93,100 JB
Aldrin	pg/g	611 UJ	458	586 J
Alpha BHC	pg/g	1,450 J	1,130	1,160 J
Alpha endosulfan	pg/g	3,830 UJ	435 U	652 UJ

Table C-9
Lipid Normalized American Eel (Whole Body) Analytical Results

Sample Name: / Date Analyzed:	Units	NB03WAES-COMP04 10/08/15	NB03WAES-COMP05 12/07/15	NB03WAES-COMP06 10/08/15
Beta BHC	pg/g	1,730 J	1,350	2,010 J
Beta endosulfan	pg/g	3,890 UJ	442 U	663 UJ
cis-Chlordane	pg/g	60,300 J	111,000	170,000 J
cis-Nonachlor	pg/g	165,000 J	77,300	134,000 J
Delta BHC	pg/g	339 UJ	114 J	57.7 UJ
Dieldrin	pg/g	193,000 J	142,000	238,000 JD
Endosulfan sulfate	pg/g	4,220 UJ	480 U	719 UJ
Endrin	pg/g	927 UJ	105 U	158 UJD
Endrin aldehyde	pg/g	8,730 UJ	992 U	1,490 UJ
Endrin ketone	pg/g	5,070 UJ	576 U	864 UJ
Gamma BHC (Lindane)	pg/g	847 J	514	888 J
Heptachlor	pg/g	2,170 UJ	246 UJ	369 UJ
Heptachlor epoxide	pg/g	40,300 J	33,200	43,300 J
Hexachlorobenzene	pg/g	117,000 JB	45,200 B	46,600 JB
Methoxychlor	pg/g	2,590 UJ	295 UJ	442 UJ
Mirex	pg/g	14,700 J	2,710	5,630 J
Oxychlordane	pg/g	191,000 J	84,100	122,000 J
Trans-chlordane	pg/g	49,200 J	30,100	68,400 J
Trans-heptachlor epoxide	pg/g	1,130 UJ	129 U	193 UJ
Trans-nonachlor	pg/g	400,000 J	187,000 DJ	332,000 JD
Total Alpha + Gamma Chlordane	pg/g	109,000 J	141,000	239,000 J
Total DDT (2,4)	pg/g	188,000 J	40,500 J	69,700 J
Total DDT (4,4)	pg/g	15,500,000 J	4,590,000	4,470,000 J
Total DDT (2,4 & 4,4)	pg/g	15,700,000 J	4,630,000 J	4,540,000 J
PCB Congeners				
PCB-1	ng/kg	397 J	113	380 JB
PCB-2	ng/kg	70.7 J	25.8 U	87.5 J
PCB-3	ng/kg	238 J	40.6 U	338 JB
PCB-4	ng/kg	3,190 J	1,480	1,650 BJ
PCB-5	ng/kg	50.9 UJ	29.6 U	87.4 UJ
PCB-6	ng/kg	360 J	273	282 J
PCB-7	ng/kg	50.9 UJ	29.6 U	87.4 UJ
PCB-8	ng/kg	1,690 BJ	642 B	1,420 BJ
PCB-9	ng/kg	149 J	36.7 J	112 J
PCB-10	ng/kg	183 J	48.0 U	142 UJ
PCB-11	ng/kg	3,110 BJ	879 B	2,090 BJ
PCB-12/13	ng/kg	346 J	228	208 UJ
PCB-14	ng/kg	50.9 UJ	29.6 U	87.4 UJ
PCB-15	ng/kg	2,290 BJ	1,950 B	1,250 BJ
PCB-16	ng/kg	R	848	665 J
PCB-17	ng/kg	3,080 J	1,730	995 J
PCB-18/30	ng/kg	9,000 J	4,800 B	2,990 BJ
PCB-19	ng/kg	2,600 J	1,680	1,090 J
PCB-20/28	ng/kg	217,000 BEJ	161,000 E	205,000 BEJ
PCB-21/33	ng/kg	2,090 J	1,040	938 J

Table C-9
Lipid Normalized American Eel (Whole Body) Analytical Results

Sample Name: / Date Analyzed:	Units	NB03WAES-COMP04 10/08/15	NB03WAES-COMP05 12/07/15	NB03WAES-COMP06 10/08/15
PCB-22	ng/kg	12,700 J	6,300	3,910 BJ
PCB-23	ng/kg	44.6 UJ	25.8 U	76.5 UJ
PCB-24	ng/kg	168 J	55.8 J	109 UJ
PCB-25	ng/kg	1,990 J	1,330	719 J
PCB-26/29	ng/kg	18,400 J	17,100	16,500 J
PCB-27	ng/kg	953 J	602	R
PCB-31	ng/kg	52,500 EJ	47,700 E	42,000 BEJ
PCB-32	ng/kg	6,870 J	4,420	2,970 BJ
PCB-34	ng/kg	362 J	173	142 J
PCB-35	ng/kg	113 J	33.3 U	98.3 UJ
PCB-36	ng/kg	50.9 UJ	29.6 U	87.4 UJ
PCB-37	ng/kg	2,140 J	2,510	2,700 J
PCB-38	ng/kg	195 J	302	549 J
PCB-39	ng/kg	64.6 J	30.0 J	87.4 UJ
PCB-40/71	ng/kg	16,700 J	15,400	16,300 J
PCB-41	ng/kg	R	155 U	459 UJ
PCB-42	ng/kg	39,300 EJ	58,000 E	49,900 J
PCB-43	ng/kg	960 J	51.7 U	1,070 J
PCB-44/47/65	ng/kg	299,000 EJ	564,000 E	507,000 EJ
PCB-45	ng/kg	4,290 J	2,980	2,310 J
PCB-46	ng/kg	920 J	584	455 J
PCB-48	ng/kg	1,830 J	970	677 J
PCB-49/69	ng/kg	58,700 J	85,600 E	63,500 J
PCB-50/53	ng/kg	4,770 J	4,350	3,150 J
PCB-51	ng/kg	1,610 J	1,690	1,660 J
PCB-52	ng/kg	339,000 BEJ	765,000 BE	608,000 BEJ
PCB-54	ng/kg	187 J	51.7 U	153 UJ
PCB-55	ng/kg	R	487	590 J
PCB-56	ng/kg	R	2,700	1,660 J
PCB-57	ng/kg	R	670	891 J
PCB-58	ng/kg	R	1,900	2,060 J
PCB-60	ng/kg	45,400 EJ	118,000 E	94,700 EJ
PCB-61/70/74/76	ng/kg	211,000 EJ	396,000 E	360,000 EJ
PCB-62/75	ng/kg	34,800 J	65,100	57,300 J
PCB-63	ng/kg	R	23,400 E	16,900 J
PCB-64	ng/kg	R	324,000 E	223,000 EJ
PCB-66	ng/kg	R	605,000 E	607,000 BEJ
PCB-67	ng/kg	R	1,230	1,000 J
PCB-68	ng/kg	R	2,730	3,980 J
PCB-72	ng/kg	3,150 J	4,620	6,730 J
PCB-73	ng/kg	333 J	51.7 U	644 J
PCB-77	ng/kg	1,250 J	909	1,360 J
PCB-78	ng/kg	102 UJ	59.1 U	175 UJ
PCB-79	ng/kg	1,180 J	1,270	2,230 J
PCB-80	ng/kg	R	40.6 U	120 UJ

Table C-9
Lipid Normalized American Eel (Whole Body) Analytical Results

Sample Name: / Date Analyzed:	Units	NB03WAES-COMP04 10/08/15	NB03WAES-COMP05 12/07/15	NB03WAES-COMP06 10/08/15
PCB-81	ng/kg	115 UJ	66.4 U	215 J
PCB-82	ng/kg	8,730 J	18,500	19,500 J
PCB-83	ng/kg	R	17,600	25,000 J
PCB-84	ng/kg	23,600 J	39,800 E	51,000 J
PCB-85/116/117	ng/kg	118,000 EJ	204,000 E	163,000 J
PCB-86/87/97/109/119/125	ng/kg	73,300 J	148,000 E	182,000 J
PCB-88	ng/kg	140 UJ	81.1 U	241 UJ
PCB-89	ng/kg	133 J	96.2 J	142 UJ
PCB-90/101/113	ng/kg	136,000 EJ	291,000 BE	361,000 BEJ
PCB-91	ng/kg	16,000 J	41,800 E	42,700 J
PCB-92	ng/kg	R	91,700 E	124,000 EJ
PCB-93/100	ng/kg	11,500 J	13,300	21,400 J
PCB-94	ng/kg	234 J	246	441 J
PCB-95	ng/kg	71,300 EJ	140,000 E	178,000 EJ
PCB-96	ng/kg	185 J	55.4 U	193 J
PCB-98/102	ng/kg	860 J	648 J	850 J
PCB-99	ng/kg	R	591,000 E	603,000 EJ
PCB-103	ng/kg	180 J	146 J	158 J
PCB-104	ng/kg	89.3 UJ	51.7 U	153 UJ
PCB-105	ng/kg	269,000 EJ	423,000 E	378,000 EJ
PCB-106	ng/kg	108 UJ	62.7 U	185 UJ
PCB-107	ng/kg	12,700 J	15,800	21,300 J
PCB-108/124	ng/kg	1,250 J	2,520	3,950 J
PCB-110/115	ng/kg	248,000 EJ	583,000 E	589,000 BEJ
PCB-111	ng/kg	1,250 J	856	1,300 J
PCB-112	ng/kg	R	565	4,270 J
PCB-114	ng/kg	14,700 J	29,200 E	25,600 J
PCB-118	ng/kg	820,000 EJ	1,010,000 E	1,200,000 BEJ
PCB-120	ng/kg	3,010 J	3,400	5,500 J
PCB-121	ng/kg	477 J	512	705 J
PCB-122	ng/kg	707 J	1,140	2,130 J
PCB-123	ng/kg	13,300 J	24,300 E	25,500 J
PCB-126	ng/kg	538 J	909	R
PCB-127	ng/kg	1,090 J	1,050	R
PCB-128/166	ng/kg	138,000 EJ	105,000 E	111,000 J
PCB-129/138/163	ng/kg	1,300,000 EJ	803,000 E	935,000 EJ
PCB-130	ng/kg	R	37,200 E	40,000 J
PCB-131	ng/kg	R	894	1,240 J
PCB-132	ng/kg	R	49,700 E	79,500 EJ
PCB-133	ng/kg	33,200 J	16,000	24,800 J
PCB-134	ng/kg	R	17,700	23,200 J
PCB-135/151	ng/kg	30,500 J	65,800 E	80,900 J
PCB-136	ng/kg	5,440 J	12,800	16,300 J
PCB-137	ng/kg	R	43,300 E	39,100 J
PCB-139/140	ng/kg	R	13,400	13,600 J

Table C-9
Lipid Normalized American Eel (Whole Body) Analytical Results

Sample Name: / Date Analyzed:	Units	NB03WAES-COMP04 10/08/15	NB03WAES-COMP05 12/07/15	NB03WAES-COMP06 10/08/15
PCB-141	ng/kg	60,000 EJ	77,300 E	54,500 J
PCB-142	ng/kg	R	62.7 U	185 UJ
PCB-143	ng/kg	R	122 U	360 UJ
PCB-144	ng/kg	R	2,540	2,860 J
PCB-145	ng/kg	102 UJ	59.1 U	175 UJ
PCB-146	ng/kg	R	145,000 E	190,000 EJ
PCB-147/149	ng/kg	R	227,000 BE	301,000 BEJ
PCB-148	ng/kg	R	2,200	3,220 J
PCB-150	ng/kg	95.3 UJ	55.4 U	164 UJ
PCB-152	ng/kg	89.3 UJ	51.7 U	153 UJ
PCB-153/168	ng/kg	R	939,000 BE	1,340,000 BEJ
PCB-154	ng/kg	R	16,200	22,000 J
PCB-155	ng/kg	9,330 J	7,580	8,750 J
PCB-156/157	ng/kg	125,000 EJ	98,500 E	111,000 J
PCB-158	ng/kg	R	77,300 E	77,300 EJ
PCB-159	ng/kg	253 J	51.7 U	153 UJ
PCB-160	ng/kg	R	233 U	689 UJ
PCB-161	ng/kg	R	48.0 U	142 UJ
PCB-162	ng/kg	1,690 J	5,830	6,970 J
PCB-164	ng/kg	R	25,000 E	22,000 J
PCB-165	ng/kg	R	613	1,160 J
PCB-167	ng/kg	R	R	48,600 J
PCB-169	ng/kg	145 J	97.7 J	164 UJ
PCB-170	ng/kg	216,000 EJ	113,000 E	105,000 EJ
PCB-171/173	ng/kg	R	34,400	39,500 J
PCB-172	ng/kg	R	22,900 E	18,100 J
PCB-174	ng/kg	R	31,500 E	22,000 J
PCB-175	ng/kg	R	6,750	8,500 J
PCB-176	ng/kg	R	1,650	2,470 J
PCB-177	ng/kg	R	67,900 E	80,800 EJ
PCB-178	ng/kg	R	43,200 E	58,100 J
PCB-179	ng/kg	8,070 J	17,500	28,500 J
PCB-180/193	ng/kg	833,000 EJ	377,000 E	415,000 EJ
PCB-181	ng/kg	R	1,610	1,590 J
PCB-182	ng/kg	R	1,010	909 J
PCB-183/185	ng/kg	R	124,000 E	165,000 EJ
PCB-184	ng/kg	1,750 J	675	1,240 J
PCB-186	ng/kg	R	55.4 U	164 UJ
PCB-187	ng/kg	R	306,000 E	376,000 EJ
PCB-188	ng/kg	1,190 J	886	2,140 J
PCB-189	ng/kg	10,500 J	5,640	6,880 J
PCB-190	ng/kg	59,500 EJ	29,900 E	31,700 J
PCB-191	ng/kg	R	6,540	7,130 J
PCB-192	ng/kg	R	48.0 U	142 UJ
PCB-194	ng/kg	130,000 EJ	52,100 E	54,400 J

Table C-9
Lipid Normalized American Eel (Whole Body) Analytical Results

Sample Name: / Date Analyzed:	Units	NB03WAES-COMP04 10/08/15	NB03WAES-COMP05 12/07/15	NB03WAES-COMP06 10/08/15
PCB-195	ng/kg	42,500 J	17,300	14,100 J
PCB-196	ng/kg	R	37,100 EJ	34,200 J
PCB-197/200	ng/kg	R	4,270	5,720 J
PCB-198/199	ng/kg	R	88,600 E	86,900 J
PCB-201	ng/kg	22,700 J	10,000	15,500 BJ
PCB-202	ng/kg	88,700 EJ	30,700	60,300 J
PCB-203	ng/kg	140,000 EJ	67,300 E	67,600 J
PCB-204	ng/kg	303 J	89.4 J	230 UJ
PCB-205	ng/kg	5,610 J	2,680	2,780 J
PCB-206	ng/kg	110,000 EJ	41,200 E	45,800 J
PCB-207	ng/kg	11,900 J	3,920	4,490 J
PCB-208	ng/kg	41,500 J	15,900	19,100 J
PCB-209	ng/kg	57,200 J	21,000	21,700 BJ
Total PCB Congeners (209)	ng/kg	6,740,000 J	11,400,000 J	12,300,000 J
Semivolatiles				
1,2,4,5-Tetrachlorobenzene	ug/kg	22,000 U	2,400 U	3,600 U
1,2-Diphenylhydrazine	ug/kg	22,000 U	2,400 U	3,600 U
1-Methylnaphthalene	ug/kg	870 U	40 U	31 U
2,3,4,6-Tetrachlorophenol	ug/kg	87,000 U	9,800 U	15,000 U
2,4,5-Trichlorophenol	ug/kg	22,000 U	2,400 U	3,600 U
2,4,6-Trichlorophenol	ug/kg	22,000 U	2,400 U	3,600 U
2,4-Dichlorophenol	ug/kg	22,000 U	2,400 U	3,600 U
2,4-Dimethylphenol	ug/kg	22,000 U	2,400 U	3,600 U
2,4-Dinitrophenol	ug/kg	390,000 U	44,000 U	66,000 U
2,4-Dinitrotoluene	ug/kg	87,000 U	9,800 U	15,000 U
2,6-Dinitrotoluene	ug/kg	22,000 U	2,400 U	3,600 U
2-Chloronaphthalene	ug/kg	8,700 U	980 U	1,500 U
2-Chlorophenol	ug/kg	22,000 U	2,400 U	3,600 U
2-Methylnaphthalene	ug/kg	870 U	40 U	31 U
2-Methylphenol (o-cresol)	ug/kg	22,000 U	2,400 U	3,600 U
2-Nitroaniline	ug/kg	22,000 U	2,400 U	3,600 U
2-Nitrophenol	ug/kg	22,000 U	2,400 U	3,600 U
3,3'-Dichlorobenzidine	ug/kg	130,000 U	14,000 U	22,000 U
3-Nitroaniline	ug/kg	87,000 U	9,800 U	15,000 U
4,6-Dinitro-2-methylphenol	ug/kg	220,000 U	24,000 U	36,000 U
4-Bromophenyl phenyl ether	ug/kg	22,000 U	2,400 U	3,600 U
4-Chloro-3-methylphenol	ug/kg	22,000 U	2,400 U	3,600 U
4-Chloroaniline	ug/kg	44,000 U	4,900 U	7,400 U
4-Chlorophenyl phenyl ether	ug/kg	22,000 U	2,400 U	3,600 U
4-Methylphenol (p-cresol)	ug/kg	60,000	2,400 U	3,600 U
4-Nitroaniline	ug/kg	87,000 U	9,800 U	15,000 U
4-Nitrophenol	ug/kg	220,000 U	24,000 U	36,000 U
Acenaphthene	ug/kg	870 U	200	78
Acenaphthylene	ug/kg	870 U	40 U	31 U
Acetophenone	ug/kg	22,000 U	2,400 U	3,600 U

Table C-9
Lipid Normalized American Eel (Whole Body) Analytical Results

Sample Name: / Date Analyzed:	Units	NB03WAES-COMP04 10/08/15	NB03WAES-COMP05 12/07/15	NB03WAES-COMP06 10/08/15
Anthracene	ug/kg	870 U	40 U	31 U
Atrazine	ug/kg	44,000 U	4,900 U	7,400 U
Benzaldehyde	ug/kg	87,000 U	9,800 U	15,000 U
Benzidine	ug/kg	930,000 U	110,000 U	160,000 U
Benzo(a)anthracene	ug/kg	870 U	40 U	31 U
Benzo(a)pyrene	ug/kg	870 U	40 U	31 U
Benzo(b)fluoranthene	ug/kg	870 U	40 U	31 U
Benzo(g,h,i)perylene	ug/kg	870 U	40 U	31 U
Benzo(j)+(k)fluoranthene	ug/kg	870 U	40 U	31 U
Benzo[e]pyrene	ug/kg	870 U	40 U	31 U
Benzoic acid	ug/kg	220,000 U	24,000 U	36,000 U
Benzyl butyl phthalate	ug/kg	87,000 U	9,800 U	15,000 U
Biphenyl (diphenyl)	ug/kg	22,000 U	2,400 U	3,600 U
Bis(2-chloroethoxy) methane	ug/kg	22,000 U	2,400 U	3,600 U
Bis(2-chloroethyl) ether (2-Chloroethyl ether)	ug/kg	22,000 U	2,400 U	3,600 U
Bis(2-chloroisopropyl) ether	ug/kg	22,000 U	2,400 U	3,600 U
Bis(2-Ethylhexyl) phthalate	ug/kg	87,000 U	9,800 U	15,000 U
C1-Chrysenes	ug/kg	870 U	40 U	31 U
C1-Fluoranthenes/pyrenes	ug/kg	870 U	40 U	31 U
C1-Fluorenes	ug/kg	870 U	40 U	31 U
C1-Naphthalenes	ug/kg	870 U	40 U	33 J
C1-Phenanthrene/anthracene	ug/kg	870 U	40 U	31 U
C2-Chrysene	ug/kg	870 U	40 U	31 U
C2-Fluoranthenes/pyrene	ug/kg	870 U	40 U	31 U
C2-Fluorenes	ug/kg	870 U	40 U	31 U
C2-Naphthalenes	ug/kg	870 U	44 J	43 J
C2-Phenanthrene/anthracene	ug/kg	870 U	40 U	31 U
C3-Chrysene	ug/kg	870 U	40 U	31 U
C3-Fluoranthenes/pyrene	ug/kg	870 U	40 U	31 U
C3-Fluorenes	ug/kg	870 U	40 U	31 U
C3-Naphthalenes	ug/kg	870 U	57 J	59 J
C3-Phenanthrene/anthracene	ug/kg	870 U	40 U	31 U
C4-Chrysene	ug/kg	870 U	40 U	31 U
C4-Naphthalenes	ug/kg	870 U	40 U	31 U
C4-Phenanthrene/anthracene	ug/kg	870 U	40 U	31 U
Caprolactam	ug/kg	44,000 U	4,900 U	7,400 U
Carbazole	ug/kg	22,000 U	2,400 U	3,600 U
Chrysene	ug/kg	870 U	40 U	31 U
Dibenz(a,h)anthracene	ug/kg	870 U	40 U	31 U
Dibenzofuran	ug/kg	22,000 U	2,400 U	3,600 U
Diethyl phthalate	ug/kg	87,000 U	9,800 U	15,000 U
Dimethyl phthalate	ug/kg	87,000 U	9,800 U	15,000 U
Di-n-butyl phthalate	ug/kg	87,000 U	9,800 U	15,000 U
Di-n-octylphthalate	ug/kg	87,000 U	9,800 U	15,000 U
Fluoranthene	ug/kg	870 U	91 J	48 J

Table C-9
Lipid Normalized American Eel (Whole Body) Analytical Results

Sample Name: / Date Analyzed:	Units	NB03WAES-COMP04 10/08/15	NB03WAES-COMP05 12/07/15	NB03WAES-COMP06 10/08/15
Fluorene	ug/kg	870 U	44 J	31 U
Hexachlorobutadiene	ug/kg	22,000 U	2,400 U	3,600 U
Hexachlorocyclopentadiene	ug/kg	220,000 U	24,000 U	36,000 U
Hexachloroethane	ug/kg	44,000 U	4,900 U	7,400 U
Indeno(1,2,3-c,d)pyrene	ug/kg	870 U	40 U	31 U
Isophorone	ug/kg	22,000 U	2,400 U	3,600 U
Naphthalene	ug/kg	6,100	40 U	31 U
Nitrobenzene	ug/kg	22,000 U	2,400 U	3,600 U
N-Nitrosodi-n-propylamine	ug/kg	22,000 U	2,400 U	3,600 U
N-Nitrosodiphenylamine	ug/kg	22,000 U	2,400 U	3,600 U
Pentachlorophenol	ug/kg	44,000 U	4,900 U	7,400 U
Perylene	ug/kg	870 U	40 U	31 U
Phenanthrene	ug/kg	870 U	110	31 U
Phenol	ug/kg	22,000 U	2,400 U	3,600 U
Pyrene	ug/kg	870 U	57 J	31 U
Pyridine	ug/kg	87,000 U	9,800 U	15,000 U
Total HMW PAHs	ug/kg	870 U	150 J	48 J
Total LMW PAHs	ug/kg	6,100	350 J	78
Total PAHs	ug/kg	6,100	500 J	130 J

Table C-9
Lipid Normalized American Eel (Whole Body) Analytical Results

Notes:

1. Totals were calculated using detected values only. If all analytes that make up a given total are non-detect, the total will be reported as the highest detection limit of the individual analytes and will be qualified with a "U" flag to indicate it is a non-detect.
2. Total PCB Congeners (209) = sum of 209 individual congener PCBs
3. Total Aroclor PCBs (Sum of 7 Aroclors) = sum of Aroclor-1016, Aroclor-1221, Aroclor-1232, Aroclor-1242, Aroclor-1248, Aroclor-1254, and Aroclor-1260
4. Total Aroclor PCBs (Sum of 9 Aroclors) = sum of Aroclor-1016, Aroclor-1221, Aroclor-1232, Aroclor-1242, Aroclor-1248, Aroclor-1254, Aroclor-1260, Aroclor-1262, and Aroclor-1268
5. Total Alpha + Gamma Chlordane = sum of alpha-Chlordane and gamma-Chlordane
6. Total DDT (2,4) = sum of 2,4'-DDD, 2,4'-DDE, and 2,4'-DDT
7. Total DDT (4,4) = sum of 4,4'-DDD, 4,4'-DDE, and 4,4'-DDT
8. Total DDT (2,4 & 4,4) = sum of 2,4'-DDD, 2,4'-DDE, 2,4'-DDT, 4,4'-DDD, 4,4'-DDE, and 4,4'-DDT
9. Total HMW PAHs = sum of fluoranthene, pyrene, benzo(a)anthracene, chrysene, benzo(b)fluoranthene, benzo(k)fluoranthene, benzo(a)pyrene, indeno(1,2,3-cd)pyrene, dibenzo(a,h)anthracene, and benzo(g,h,i)perylene.
10. Total LMW PAHs = sum of naphthalene, 2-methylnaphthalene, acenaphthylene, acenaphthene, fluorene, phenanthrene, and anthracene.
11. Total PAHs = sum of Total LMW PAHs and Total HMW PAHs.

DDD = dichlorodiphenyldichloroethane
DDE = dichlorodiphenyldichloroethylene
DDT = dichlorodiphenyltrichloroethane
HMW = high molecular weight
LMW = low molecular weight
PAH = polycyclic aromatic hydrocarbon
PCB = polychlorinated biphenyl

% = percent
mg/kg = milligrams per kilogram
ng/g = nanograms per gram
ng/kg = nanograms per kilogram
pg/g = picograms per gram
ug/kg = micrograms per kilogram

Table C-10
Lipid Normalized Atlantic Silverside (Whole Body) Analytical Results

Sample Name: / Date Analyzed:	Units	NB03WASC012 08/22/15	NB03WASC013 09/15/15	NB03WASC031 09/15/15	NB03WASN026 09/15/15	NB03WASS004 09/10/15	NB03WASS005 09/10/15	NB03WASS007 09/16/15
Dioxins/Furans								
1,2,3,4,6,7,8-HpCDD	ng/kg	23.0 JB	18.2 JBQ	22.7 JBQ	6.12 JBQ	21.3 JBQ	14.2 JB	12.3 JBQ
1,2,3,4,6,7,8-HpCDF	ng/kg	73.7 JB	66.5 JB	80.8 JB	8.50 JBQ	68.8 JBQ	101 JBQ	69.2 JBQ
1,2,3,4,7,8,9-HpCDF	ng/kg	4.70 JBQ	8.29 JBQ	6.99 JBQ	5.77 JBQ	10.6 JBQ	10.0 U	17.0 JBQ
1,2,3,4,7,8-HxCDD	ng/kg	1.51 U	2.44 JBQ	2.27 U	2.32 U	4.97 JBQ	3.24 U	2.17 U
1,2,3,4,7,8-HxCDF	ng/kg	8.92 JB	7.53 JBQ	6.41 JBQ	11.3 JB	6.88 JQ	6.59 J	5.15 JBQ
1,2,3,6,7,8-HxCDD	ng/kg	4.38 JBQ	2.23 JQ	3.46 JQ	2.52 JQ	3.93 U	3.74 JBQ	3.42 JQ
1,2,3,6,7,8-HxCDF	ng/kg	29.8 JB	24.5 JBQ	25.9 JB	37.8 JBQ	38.8 JBQ	44.2 JB	28.7 JB
1,2,3,7,8,9-HxCDD	ng/kg	3.26 JBQ	1.83 U	3.62 JQ	2.53 U	4.42 JBQ	6.47 JBQ	2.72 JQ
1,2,3,7,8,9-HxCDF	ng/kg	5.86 JBQ	2.87 JBQ	3.22 JB	4.01 JB	7.56 JBQ	6.18 JBQ	5.14 JBQ
1,2,3,7,8-PCDD	ng/kg	44.8 JQ	6.12 U	10.2 JBQ	14.7 JBQ	49.4 JBQ	12.5 U	13.2 JBQ
1,2,3,7,8-PCDF	ng/kg	49.9 JB	45.1 JB	19.0 JB	67.6 JB	47.1 J	4.16 U	50.1 JB
2,3,4,6,7,8-HxCDF	ng/kg	8.30 JB	2.16 JB	3.87 JBQ	3.21 JBQ	3.28 U	2.82 U	2.76 JB
2,3,4,7,8-PCDF	ng/kg	51.8 JBQ	41.3 J	55.6 J	75.7 J	3.48 U	67.1 JBQ	12.7 JQ
2,3,7,8-TCDD	ng/kg	531	471 B	551 B	1,040 B	434 B	348 B	568 B
2,3,7,8-TCDF	ng/kg	281 BC	262 C	293 C	318 C	299 C	246 C	302 C
OCDD	ng/kg	152 JB	148 JB	194 JB	58.4 JBQ	152 JB	109 JB	93.1 JBQ
OCDF	ng/kg	30.5 JB	21.9 JB	30.2 JBQ	11.6 JBQ	14.1 JBQ	11.1 JBQ	13.5 JBQ
Butyltins								
Dibutyltin	ug/kg	110 U	76 U	92 U	93 U	81 U	76 U	100 U
Monobutyltin	ug/kg	1,700 UCN	1,200 UCN	1,500 UCN	1,500 UCN	1,300 UCN	1,200 UCN	1,500 UCN
Tetra-n-butyltin	ug/kg	140 U	100 U	120 U	120 U	110 U	94 U	130 U
Tributyltin	ug/kg	150	94	110 U	130	94 U	82 U	190
Aroclor PCBs								
Aroclor 1016	ug/kg	2,900 U	420 U	2,800 U	2,600 U	2,200 U	2,100 U	2,800 U
Aroclor 1221	ug/kg	3,800 U	540 U	3,500 U	3,300 U	2,800 U	2,600 U	3,500 U
Aroclor 1232	ug/kg	6,500 U	940 U	6,200 U	5,700 U	4,900 U	4,600 U	6,200 U
Aroclor 1242	ug/kg	2,700 U	390 U	2,500 U	2,400 U	2,000 U	1,900 U	2,500 U
Aroclor 1248	ug/kg	2,700 U	390 U	2,500 U	2,400 U	33,000	1,900 U	2,500 U
Aroclor 1254	ug/kg	30,000	9,400	2,500 U	19,000	38,000	42,000	25,000 PJ
Aroclor 1260	ug/kg	4,000 UJ	580 U	3,800 U	3,500 U	3,000 U	2,800 U	3,800 U
Aroclor 1262	ug/kg	2,700 U	1,600 J	2,500 U	4,400 J	2,000 U	1,900 U	2,500 U
Aroclor 1268	ug/kg	2,700 U	390 U	2,500 U	2,400 U	2,000 U	1,900 U	2,500 U
Total Aroclor PCBs (Sum Of 7 Aroclors)	ug/kg	30,000	9,400	6,200 U	19,000	71,000	42,000	25,000 J
Total Aroclor PCBs (Sum Of 9 Aroclors)	ug/kg	30,000	11,000 J	6,200 U	24,000 J	71,000	42,000	25,000 J
Pesticides								
2,4'-DDD	pg/g	104,000 D	75,900	111,000	93,600	343,000	225,000	155,000
2,4'-DDE	pg/g	388,000 D	261,000	279,000	299,000 J	1,290,000	847,000	1,120,000
2,4'-DDT	pg/g	3,290 JD	1,960 J	7,580	3,050	10,300	11,500	5,550
4,4'-DDD	pg/g	983,000 D	753,000	1,170,000	836,000 J	3,140,000 D	2,220,000 D	2,390,000 D
4,4'-DDE	pg/g	4,610,000 BD	4,210,000 BD	5,740,000 BD	5,010,000 BDJ	11,000,000 BD	7,760,000 BDJ	13,600,000 BD
4,4'-DDT	pg/g	105,000 D	52,800 BJ	176,000 B	102,000 B	374,000 B	204,000 B	269,000 B
Aldrin	pg/g	763 UD	539 U	705 U	654 U	573 U	539 U	223 J
Alpha BHC	pg/g	1,160 JD	1,070 J	1,360 J	986 J	1,620 J	376 U	1,990 J
Alpha endosulfan	pg/g	4,780 UD	3,380 U	4,420 U	4,100 U	3,590 U	3,380 U	4,420 U

Table C-10
Lipid Normalized Atlantic Silverside (Whole Body) Analytical Results

Sample Name: / Date Analyzed:	Units	NB03WASC012 08/22/15	NB03WASC013 09/15/15	NB03WASC031 09/15/15	NB03WASN026 09/15/15	NB03WASS004 09/10/15	NB03WASS005 09/10/15	NB03WASS007 09/16/15
Beta BHC	pg/g	925 UD	1,030 J	1,650 J	1,090 J	694 U	876 J	2,130 J
Beta endosulfan	pg/g	4,860 UD	3,430 U	4,480 U	4,160 U	3,640 U	3,430 U	4,480 U
cis-Chlordane	pg/g	163,000 DJ	186,000	301,000	151,000 J	140,000	106,000	116,000
cis-Nonachlor	pg/g	191,000 D	203,000	357,000	196,000 J	157,000	120,000	224,000
Delta BHC	pg/g	423 UD	299 U	391 U	363 U	318 U	299 U	391 U
Dieldrin	pg/g	155,000 D	145,000	214,000	134,000 J	124,000	77,100	132,000
Endosulfan sulfate	pg/g	5,280 UD	3,720 U	4,870 U	4,520 U	3,960 U	2,290 J	4,870 U
Endrin	pg/g	1,160 UD	818 U	1,070 U	993 U	869 U	818 U	1,070 U
Endrin aldehyde	pg/g	10,900 UD	R	R	9,360 U	8,190 U	7,710 U	10,100 U
Endrin ketone	pg/g	6,330 UD	R	5,850 U	5,430 U	4,750 U	4,470 U	3,850 J
Gamma BHC (Lindane)	pg/g	765 JD	682 J	862 J	547 J	988 J	379 J	678 J
Heptachlor	pg/g	2,710 UD	1,910 U	767 J	466 J	756 J	1,910 U	535 J
Heptachlor epoxide	pg/g	19,200 D	22,400	39,900	16,700	16,000	10,900	16,200
Hexachlorobenzene	pg/g	24,300 BD	34,100 B	57,800 B	24,600 B	27,900 B	20,600 B	32,200 B
Methoxychlor	pg/g	3,240 UDJ	R	2,990 UJ	2,780 UJ	2,430 U	2,290 UJ	2,990 UJ
Mirex	pg/g	6,430 JD	8,240 J	7,850 J	5,490 J	5,710	3,040	5,890
Oxychlordane	pg/g	122,000 D	103,000	198,000	104,000 J	96,900	62,400	102,000
Trans-chlordane	pg/g	43,000 DJ	53,300	70,100	47,100	44,300	32,200	34,800
Trans-heptachlor epoxide	pg/g	54,100 D	30,900	99,200	46,000 J	41,900	25,700	64,900
Trans-nonachlor	pg/g	497,000 D	508,000	938,000	476,000 J	385,000	310,000	575,000
Total Alpha + Gamma Chlordane	pg/g	206,000 J	239,000	371,000	199,000 J	184,000	138,000	151,000
Total DDT (2,4)	pg/g	496,000 J	338,000 J	398,000	395,000 J	1,640,000	1,080,000	1,280,000
Total DDT (4,4)	pg/g	5,700,000	5,020,000 J	7,080,000	5,950,000 J	14,500,000	10,200,000 J	16,300,000
Total DDT (2,4 & 4,4)	pg/g	6,190,000 J	5,360,000 J	7,480,000	6,350,000 J	16,200,000	11,300,000 J	17,600,000
PCB Congeners								
PCB-1	ng/kg	1,380	56.9 U	76.9 U	68.7 U	5,610 B	2,620 B	76.9 U
PCB-2	ng/kg	283 U	39.9 U	53.8 U	48.1 U	211 U	202 U	53.9 U
PCB-3	ng/kg	445 U	62.4 U	84.6 U	75.7 U	331 U	414 JB	84.6 U
PCB-4	ng/kg	25,200	16,500	20,600	27,400 EJ	54,900	37,600	72,500 E
PCB-5	ng/kg	323 U	45.5 U	61.5 U	54.9 U	241 J	250 J	61.5 U
PCB-6	ng/kg	4,250	39.9 U	53.8 U	48.1 U	26,600	22,700	53.9 U
PCB-7	ng/kg	427 J	45.5 U	61.5 U	54.9 U	938	1,030	61.5 U
PCB-8	ng/kg	14,700 B	85.3 U	115 U	16,400 B	44,200	31,800	41,200 BE
PCB-9	ng/kg	900	39.9 U	53.8 U	48.1 U	2,220	1,690	53.9 U
PCB-10	ng/kg	2,540	2,150	2,390	2,990	3,910	3,680	3,950
PCB-11	ng/kg	4,880 B	194 U	262 U	234 U	3,830 B	3,700 B	262 U
PCB-12/13	ng/kg	833 J	108 U	146 U	131 U	1,250 J	1,510	146 U
PCB-14	ng/kg	323 U	45.5 U	61.5 U	54.9 U	241 U	231 U	61.5 U
PCB-15	ng/kg	1,740 J	91.2 U	123 U	110 U	3,110	5,750	11,000 B
PCB-16	ng/kg	51,900 B	36,600 E	49,800 E	66,200 EJ	69,400	71,200	58,800 E
PCB-17	ng/kg	104,000 B	71,800 E	98,500 E	121,000 EJ	202,000 BE	179,000 BE	137,000 E
PCB-18/30	ng/kg	168,000 B	116,000 BE	157,000 BE	208,000 BEJ	298,000 BE	292,000 BE	190,000 BE
PCB-19	ng/kg	21,000	14,400	19,900	24,100 E	40,900	38,800	35,200 E
PCB-20/28	ng/kg	640,000 BE	419,000 BE	548,000 BE	674,000 BEJ	1,290,000 BE	1,130,000 BE	684,000 BE
PCB-21/33	ng/kg	40,500	23,000	35,700	44,900 E	73,800	73,500	52,500 E

Table C-10
Lipid Normalized Atlantic Silverside (Whole Body) Analytical Results

Sample Name: / Date Analyzed:	Units	NB03WASC012 08/22/15	NB03WASC013 09/15/15	NB03WASC031 09/15/15	NB03WASN026 09/15/15	NB03WASS004 09/10/15	NB03WASS005 09/10/15	NB03WASS007 09/16/15
PCB-22	ng/kg	76,500	42,300 E	66,500 E	74,300 E	146,000 E	136,000 E	77,700 E
PCB-23	ng/kg	283 U	132	198	223	348 J	327 J	245
PCB-24	ng/kg	2,350	56.9 U	76.9 U	68.7 U	3,550	2,990	76.9 U
PCB-25	ng/kg	44,800	26,400 E	39,700 E	52,600 EJ	106,000 E	109,000 E	54,300 E
PCB-26/29	ng/kg	108,000	64,100 E	83,100 E	102,000 E	228,000 E	203,000 E	109,000 E
PCB-27	ng/kg	28,800	18,600 E	23,000	27,900 EJ	56,600	53,200	41,100 E
PCB-31	ng/kg	462,000 BE	265,000 E	375,000 E	431,000 EJ	881,000 E	729,000 E	456,000 E
PCB-32	ng/kg	92,500	62,400 E	83,100 E	99,300 EJ	212,000 E	187,000 E	128,000 E
PCB-34	ng/kg	2,110	1,150	2,020	3,070	4,480	4,000	3,370
PCB-35	ng/kg	364 U	51.2 U	69.2 U	61.8 U	314 J	302 J	69.2 U
PCB-36	ng/kg	323 U	45.5 U	61.5 U	54.9 U	241 U	231 U	61.5 U
PCB-37	ng/kg	11,200	4,780	6,040	6,440 J	13,300	19,800	10,100
PCB-38	ng/kg	1,720	516	681	692	1,190	1,460	561
PCB-39	ng/kg	2,900	971	1,400	1,410	3,450	3,890	1,850
PCB-40/71	ng/kg	242,000	161,000 E	222,000 E	244,000 EJ	625,000 E	700,000 E	268,000 E
PCB-41	ng/kg	21,500	14,300	23,300	19,000 J	58,900	62,900	29,700
PCB-42	ng/kg	333,000 E	228,000 E	325,000 E	341,000 EJ	744,000 E	735,000 E	344,000 E
PCB-43	ng/kg	36,600	27,000	37,300	41,300 EJ	80,600	76,500	48,500 E
PCB-44/47/65	ng/kg	1,330,000 BE	994,000 BE	1,240,000 BE	1,390,000 BEJ	2,810,000 E	2,890,000 E	1,410,000 BE
PCB-45	ng/kg	50,400	41,600 E	57,700 E	64,600 EJ	150,000	203,000 E	64,200 E
PCB-46	ng/kg	12,900	8,940	13,000	15,900	31,300	37,700	16,800
PCB-48	ng/kg	76,000	55,100 E	78,500 E	79,300 EJ	221,000 E	208,000 E	102,000 E
PCB-49/69	ng/kg	1,100,000 E	876,000 BE	1,050,000 BE	1,200,000 BEJ	2,450,000 E	2,280,000 E	1,270,000 BE
PCB-50/53	ng/kg	103,000	80,000 E	111,000 E	128,000 EJ	238,000	268,000	133,000 E
PCB-51	ng/kg	51,300	40,100 E	64,300 E	73,600 EJ	106,000	100,000	69,300 E
PCB-52	ng/kg	1,740,000 BE	1,290,000 E	1,450,000 E	1,660,000 EJ	3,290,000 BE	3,180,000 BE	1,730,000 E
PCB-54	ng/kg	3,670	2,490	3,360	4,760	5,600	4,550	4,120
PCB-55	ng/kg	3,880	68.2 U	92.3 U	82.1 U	10,700	14,500	3,720
PCB-56	ng/kg	122,000	73,500 E	113,000 E	122,000 EJ	373,000 E	435,000 E	135,000 E
PCB-57	ng/kg	5,180	3,370	84.6 U	4,920	9,380	7,470	5,630
PCB-58	ng/kg	4,980	2,990	4,540	3,840	6,940	7,060	3,620
PCB-60	ng/kg	194,000	134,000 E	170,000 E	165,000 EJ	719,000 E	818,000 E	241,000 E
PCB-61/70/74/76	ng/kg	2,230,000 E	1,590,000 E	1,820,000 E	2,060,000 EJ	5,190,000 E	5,000,000 E	2,570,000 E
PCB-62/75	ng/kg	116,000	86,500	115,000	119,000 J	274,000	307,000	127,000
PCB-63	ng/kg	72,300	51,000 E	60,600 E	67,600 EJ	174,000	178,000 E	83,800 E
PCB-64	ng/kg	506,000 E	372,000 E	494,000 E	555,000 EJ	1,480,000 E	1,850,000 E	598,000 E
PCB-66	ng/kg	1,540,000 BE	1,110,000 BE	1,340,000 BE	1,480,000 BEJ	4,190,000 BE	4,420,000 BE	1,840,000 BE
PCB-67	ng/kg	16,600	10,100	14,600	14,700	36,100	38,100	16,000
PCB-68	ng/kg	21,300	15,600	18,800	19,900 J	29,300	25,400	20,500
PCB-72	ng/kg	34,500	25,300	29,700	30,700 J	49,000	44,200	32,800
PCB-73	ng/kg	4,600	80.0 U	108 U	96.4 U	5,360	7,350	5,320
PCB-77	ng/kg	15,400	9,350	13,900	R	50,500	57,900	R
PCB-78	ng/kg	648 U	91.2 U	123 U	110 U	481 U	461 U	123 U
PCB-79	ng/kg	20,700	10,600	84.6 U	10,800	21,900	26,600	11,400
PCB-80	ng/kg	445 U	62.4 U	115 J	75.7 U	331 U	317 U	84.6 U

Table C-10
Lipid Normalized Atlantic Silverside (Whole Body) Analytical Results

Sample Name: / Date Analyzed:	Units	NB03WASC012 08/22/15	NB03WASC013 09/15/15	NB03WASC031 09/15/15	NB03WASN026 09/15/15	NB03WASS004 09/10/15	NB03WASS005 09/10/15	NB03WASS007 09/16/15
PCB-81	ng/kg	2,680	1,580	1,880	2,180	8,380	9,240	2,870
PCB-82	ng/kg	146,000	105,000 E	123,000 E	109,000 EJ	321,000 E	384,000 E	138,000 E
PCB-83	ng/kg	115,000	71,800 E	90,800 E	84,300 EJ	170,000	209,000 E	96,200 E
PCB-84	ng/kg	170,000	111,000 E	132,000 E	134,000 EJ	293,000 E	389,000 E	142,000 E
PCB-85/116/117	ng/kg	518,000	385,000 E	404,000 E	389,000 EJ	938,000 E	1,120,000 E	502,000 E
PCB-86/87/97/109/119/125	ng/kg	1,390,000	1,000,000 E	977,000 E	936,000 EJ	2,120,000 E	2,480,000 E	1,160,000 E
PCB-88	ng/kg	892 U	125 U	244,000 E	151 U	1,570	2,690	169 U
PCB-89	ng/kg	8,000	4,820	6,820	7,500	24,100	30,500	9,150
PCB-90/101/113	ng/kg	3,210,000 E	2,240,000 BE	2,080,000 BE	2,120,000 BEJ	3,730,000 BE	4,350,000 BE	2,600,000 BE
PCB-91	ng/kg	313,000 E	232,000 E	259,000 E	277,000 EJ	534,000 E	659,000 E	294,000 E
PCB-92	ng/kg	546,000 E	412,000 BE	385,000 BE	397,000 BEJ	688,000 E	765,000 E	476,000 BE
PCB-93/100	ng/kg	76,100	52,600	59,300	65,400 J	67,500	70,600	51,800
PCB-94	ng/kg	9,250	74.1 U	8,080	9,360	14,800	17,100	8,770
PCB-95	ng/kg	1,150,000 E	865,000 E	915,000 E	R	R	1,720,000 E	R
PCB-96	ng/kg	5,620	3,440	4,610	5,550	12,200	16,500	5,320
PCB-98/102	ng/kg	16,100	10,700	13,700	13,700 J	42,200	55,100	18,800
PCB-99	ng/kg	2,000,000 BE	1,530,000 BE	1,440,000 BE	1,510,000 BEJ	2,680,000 E	3,090,000 E	1,750,000 BE
PCB-103	ng/kg	42,300	30,300	34,000	35,700 J	41,800	41,800	32,500
PCB-104	ng/kg	2,390	1,570	2,280	2,720	2,210	1,710	1,920
PCB-105	ng/kg	773,000 E	624,000 E	582,000 E	547,000 EJ	1,410,000 E	1,620,000 E	736,000 E
PCB-106	ng/kg	688 U	97.1 U	131 U	116 U	511 U	490 U	131 U
PCB-107	ng/kg	204,000	172,000 E	174,000 E	173,000 EJ	302,000 E	314,000 E	206,000 E
PCB-108/124	ng/kg	72,700	57,100	56,200	48,700 J	113,000	114,000	64,000
PCB-110/115	ng/kg	2,620,000 E	1,720,000 BE	1,830,000 BE	1,760,000 BEJ	3,430,000 E	4,260,000 E	2,050,000 BE
PCB-111	ng/kg	3,400	2,720	3,500	3,310	3,210	3,310	3,580
PCB-112	ng/kg	5,310	80.0 U	108 U	96.4 U	12,800	12,500	108 U
PCB-114	ng/kg	55,800	46,000 E	41,900	42,600 EJ	119,000	125,000	60,500 E
PCB-118	ng/kg	2,920,000 BE	2,420,000 BE	2,020,000 BE	2,120,000 BEJ	3,990,000 E	4,280,000 E	2,680,000 BE
PCB-120	ng/kg	19,400	14,500	16,500	15,700 J	16,900	17,400	16,800
PCB-121	ng/kg	1,630 J	1,290	1,690	1,830	1,310 J	1,310 J	92.3 U
PCB-122	ng/kg	486 U	2,220	2,870	2,160	8,440	9,710	2,930
PCB-123	ng/kg	52,000	45,500 E	37,000	38,400 J	96,900	102,000	47,700 E
PCB-126	ng/kg	4,080	91.2 U	123 U	3,510 J	8,250	8,240	4,900
PCB-127	ng/kg	4,060	1,990	2,100	1,930	2,830	3,340	2,040
PCB-128/166	ng/kg	338,000	268,000 E	281,000 E	235,000 EJ	366,000 E	367,000 E	288,000 E
PCB-129/138/163	ng/kg	3,150,000 E	2,340,000 BE	2,510,000 BE	2,280,000 BEJ	2,980,000 E	2,950,000 E	2,680,000 BE
PCB-130	ng/kg	172,000	126,000 E	141,000 E	121,000 EJ	172,000	165,000	145,000 E
PCB-131	ng/kg	13,300	8,590	9,920	7,860	13,600	15,300	8,850
PCB-132	ng/kg	475,000 E	331,000 E	388,000 E	346,000 EJ	476,000 E	530,000 E	392,000 E
PCB-133	ng/kg	52,800	44,000 E	52,300 E	46,600 EJ	55,400	55,500	52,700 E
PCB-134	ng/kg	80,000	52,600 E	60,200 E	49,400 EJ	67,500	77,600	53,500 E
PCB-135/151	ng/kg	842,000 E	524,000 E	614,000 E	604,000 EJ	731,000 E	753,000 E	670,000 E
PCB-136	ng/kg	139,000	76,500 E	90,800 E	83,600 EJ	114,000	135,000	86,900 E
PCB-137	ng/kg	135,000	107,000 E	100,000 E	91,400 EJ	151,000	144,000	115,000 E
PCB-139/140	ng/kg	49,000	35,900	37,300	30,900 J	43,800	43,500	37,200

Table C-10
Lipid Normalized Atlantic Silverside (Whole Body) Analytical Results

Sample Name: / Date Analyzed:	Units	NB03WASC012 08/22/15	NB03WASC013 09/15/15	NB03WASC031 09/15/15	NB03WASN026 09/15/15	NB03WASS004 09/10/15	NB03WASS005 09/10/15	NB03WASS007 09/16/15
PCB-141	ng/kg	282,000 E	236,000 E	260,000 E	237,000 EJ	360,000 E	365,000 E	275,000 E
PCB-142	ng/kg	688 U	117 J	131 U	116 U	511 U	R	131 U
PCB-143	ng/kg	2,510 J	188 U	254 U	226 U	3,510	3,880	254 U
PCB-144	ng/kg	103,000	65,900 E	73,000 E	69,100 EJ	101,000	90,600	81,500 E
PCB-145	ng/kg	648 U	91.2 U	335 J	386	713 J	676 J	404
PCB-146	ng/kg	519,000 E	390,000 E	462,000 E	R	449,000 E	R	463,000 E
PCB-147/149	ng/kg	1,630,000 E	1,060,000 BE	1,320,000 BE	1,140,000 BEJ	1,340,000 BE	1,420,000 BE	1,240,000 BE
PCB-148	ng/kg	11,500	7,470	8,540	7,860	7,060	6,590	7,920
PCB-150	ng/kg	11,900	7,000	5,980	5,890	5,770	5,300	5,310
PCB-152	ng/kg	1,180 J	594	808	871	1,180 J	1,140 J	815
PCB-153/168	ng/kg	3,240,000 BE	2,420,000 BE	2,740,000 BE	2,550,000 BEJ	2,640,000 BE	2,740,000 BE	2,890,000 BE
PCB-154	ng/kg	160,000	107,000 E	72,200 E	67,100 EJ	54,200	56,300	63,500 E
PCB-155	ng/kg	19,500	17,400	19,200	19,800 J	14,000	10,500 J	14,700
PCB-156/157	ng/kg	240,000	201,000 E	205,000 E	190,000 EJ	288,000	292,000	221,000 E
PCB-158	ng/kg	243,000	195,000 E	204,000 E	171,000 EJ	261,000 E	247,000 E	216,000 E
PCB-159	ng/kg	567 U	80.0 U	108 U	96.4 U	468 J	665 J	108 U
PCB-160	ng/kg	2,550 U	359 U	484 U	433 U	2,010 J	1,970 J	485 U
PCB-161	ng/kg	571 J	74.1 U	100 U	89.3 U	391 U	R	100 U
PCB-162	ng/kg	526 U	R	R	16,100 J	R	R	R
PCB-164	ng/kg	132,000	91,200 E	117,000 E	87,900 EJ	128,000	122,000	109,000 E
PCB-165	ng/kg	2,780	1,970	2,490	R	2,280	R	2,450
PCB-167	ng/kg	96,700	83,500 E	95,400 E	78,600 EJ	109,000	110,000	93,800 E
PCB-169	ng/kg	607 U	85.3 U	115 U	103 U	451 U	432 U	115 U
PCB-170	ng/kg	290,000 E	243,000 E	399,000 E	334,000 EJ	399,000 E	445,000 E	345,000 E
PCB-171/173	ng/kg	122,000	91,200 E	135,000 E	R	117,000	R	119,000 E
PCB-172	ng/kg	70,400	54,900 E	91,500 E	72,100 EJ	76,900	90,000	76,100 E
PCB-174	ng/kg	243,000 E	167,000 E	271,000 E	R	231,000 E	R	223,000 E
PCB-175	ng/kg	22,400	18,600	28,200	R	21,900	R	24,700
PCB-176	ng/kg	42,000	26,800	39,000	31,800 J	35,400	41,400	36,500
PCB-177	ng/kg	241,000	R	R	R	R	R	R
PCB-178	ng/kg	148,000	119,000 E	172,000 E	141,000 EJ	135,000	162,000	153,000 E
PCB-179	ng/kg	148,000	101,000 E	135,000 E	119,000 EJ	124,000	151,000	132,000 E
PCB-180/193	ng/kg	867,000 E	741,000 E	1,190,000 E	1,000,000 EJ	1,090,000 E	1,250,000 E	1,050,000 E
PCB-181	ng/kg	4,990	4,010	5,320	R	R	R	R
PCB-182	ng/kg	4,490	3,230	4,480	R	3,270	R	3,920
PCB-183/185	ng/kg	408,000	289,000 E	422,000 E	325,000 EJ	323,000	R	370,000 E
PCB-184	ng/kg	2,460	1,780	2,770	2,140	1,240 J	988 J	1,990
PCB-186	ng/kg	607 U	100 J	115 U	103 U	451 U	432 U	134 J
PCB-187	ng/kg	917,000 E	782,000 E	1,100,000 E	R	856,000 E	R	946,000 E
PCB-188	ng/kg	11,200	10,400	4,370	3,910	3,380	3,980	3,970
PCB-189	ng/kg	11,700	9,650	15,700	12,600	13,000	14,600	12,600
PCB-190	ng/kg	52,500	57,300 E	88,500 E	79,300 EJ	90,600	99,400	80,800 E
PCB-191	ng/kg	15,800	12,800	19,500	16,400 J	19,100	21,600	17,900
PCB-192	ng/kg	526 U	112 J	100 U	320 J	391 U	375 U	170 J
PCB-194	ng/kg	128,000	110,000 E	191,000 E	141,000 EJ	146,000	171,000	134,000 E

Table C-10
Lipid Normalized Atlantic Silverside (Whole Body) Analytical Results

Sample Name: / Date Analyzed:	Units	NB03WASC012 08/22/15	NB03WASC013 09/15/15	NB03WASC031 09/15/15	NB03WASN026 09/15/15	NB03WASS004 09/10/15	NB03WASS005 09/10/15	NB03WASS007 09/16/15
PCB-195	ng/kg	42,100	37,200	67,200	50,600 J	50,700	56,500	53,800
PCB-196	ng/kg	95,800	84,700 E	125,000 E	92,100 EJ	97,500	114,000	106,000 E
PCB-197/200	ng/kg	26,800	19,100	26,500	R	19,900	21,000	24,200
PCB-198/199	ng/kg	263,000	223,000 E	318,000 E	235,000 EJ	238,000	275,000	264,000 E
PCB-201	ng/kg	48,000	35,400	46,400	33,400 J	27,100	27,800	40,200
PCB-202	ng/kg	114,000	97,100 E	117,000 E	92,900 EJ	84,400	91,800	102,000 E
PCB-203	ng/kg	198,000	171,000 E	157,000 E	159,000 EJ	149,000	171,000	170,000 E
PCB-204	ng/kg	850 U	338	162 U	374	631 U	606 U	162 U
PCB-205	ng/kg	6,430	5,460	9,920	7,570	7,000	7,590	7,770
PCB-206	ng/kg	125,000	122,000 E	123,000 E	109,000 EJ	88,800	94,100	110,000 E
PCB-207	ng/kg	15,500	15,400	19,800	13,800	8,940	7,060	14,100
PCB-208	ng/kg	52,600	48,100	58,700	43,900 J	39,100	40,200	45,300
PCB-209	ng/kg	47,300	43,200	56,200	48,600 J	46,200	46,500	51,500
Total PCB Congeners (209)	ng/kg	45,300,000 J	33,200,000 J	37,700,000 J	34,500,000 J	63,900,000 J	67,700,000 J	41,400,000 J
Semivolatiles								
1,2,4,5-Tetrachlorobenzene	ug/kg	5,500 U	19,000 U	25,000 U	23,000 U	21,000 U	19,000 U	25,000 U
1,2-Diphenylhydrazine	ug/kg	5,500 U	19,000 U	25,000 U	23,000 U	21,000 U	19,000 U	25,000 U
1-Methylnaphthalene	ug/kg	220 U	150 U	200 U	190 U	810 U	760 U	210 U
2,3,4,6-Tetrachlorophenol	ug/kg	22,000 U	76,000 U	100,000 U	93,000 U	81,000 U	76,000 U	100,000 U
2,4,5-Trichlorophenol	ug/kg	5,500 U	19,000 U	25,000 U	23,000 U	21,000 U	19,000 U	25,000 U
2,4,6-Trichlorophenol	ug/kg	5,500 U	19,000 U	25,000 U	23,000 U	21,000 U	19,000 U	25,000 U
2,4-Dichlorophenol	ug/kg	5,500 U	19,000 U	25,000 U	23,000 U	21,000 U	19,000 U	25,000 U
2,4-Dimethylphenol	ug/kg	5,500 U	19,000 U	25,000 U	23,000 U	21,000 U	19,000 U	25,000 U
2,4-Dinitrophenol	ug/kg	100,000 U	350,000 UJ	450,000 UJ	410,000 U	380,000 UJ	350,000 UJ	460,000 UJ
2,4-Dinitrotoluene	ug/kg	22,000 U	76,000 U	100,000 U	93,000 U	81,000 U	76,000 U	100,000 U
2,6-Dinitrotoluene	ug/kg	5,500 U	19,000 U	25,000 U	23,000 U	21,000 U	19,000 U	25,000 U
2-Chloronaphthalene	ug/kg	2,300 U	7,600 UJ	10,000 UJ	9,300 U	8,100 U	7,600 U	10,000 UJ
2-Chlorophenol	ug/kg	5,500 U	19,000 U	25,000 U	23,000 U	21,000 U	19,000 U	25,000 U
2-Methylnaphthalene	ug/kg	220 U	150 U	200 U	190 U	810 U	760 U	210 U
2-Methylphenol (o-cresol)	ug/kg	5,500 U	19,000 U	25,000 U	23,000 U	21,000 U	19,000 U	25,000 U
2-Nitroaniline	ug/kg	5,500 U	19,000 U	25,000 U	23,000 U	21,000 U	19,000 U	25,000 U
2-Nitrophenol	ug/kg	5,500 U	19,000 U	25,000 U	23,000 U	21,000 U	19,000 U	25,000 U
3,3'-Dichlorobenzidine	ug/kg	33,000 U	120,000 U	150,000 U	140,000 U	130,000 U	120,000 U	150,000 U
3-Nitroaniline	ug/kg	22,000 U	76,000 U	100,000 U	93,000 U	81,000 U	76,000 U	100,000 U
4,6-Dinitro-2-methylphenol	ug/kg	55,000 U	190,000 U	250,000 U	230,000 U	210,000 U	190,000 U	250,000 U
4-Bromophenyl phenyl ether	ug/kg	5,500 U	19,000 U	25,000 U	23,000 U	21,000 U	19,000 U	25,000 U
4-Chloro-3-methylphenol	ug/kg	5,500 U	19,000 U	25,000 U	23,000 U	21,000 U	19,000 U	25,000 U
4-Chloroaniline	ug/kg	11,000 U	38,000 U	50,000 U	46,000 U	42,000 U	39,000 U	52,000 U
4-Chlorophenyl phenyl ether	ug/kg	5,500 U	19,000 U	25,000 U	23,000 U	21,000 U	19,000 U	25,000 U
4-Methylphenol (p-cresol)	ug/kg	5,500 U	19,000 U	25,000 U	23,000 U	21,000 U	19,000 U	25,000 U
4-Nitroaniline	ug/kg	22,000 U	76,000 U	100,000 U	93,000 U	81,000 U	76,000 U	100,000 U
4-Nitrophenol	ug/kg	55,000 U	190,000 U	250,000 U	230,000 U	210,000 U	190,000 U	250,000 U
Acenaphthene	ug/kg	220 U	150 U	200 U	290 J	810 U	760 U	210 U
Acenaphthylene	ug/kg	220 U	150 U	200 U	190 U	810 U	760 U	210 U
Acetophenone	ug/kg	5,500 U	19,000 U	25,000 U	23,000 U	21,000 U	19,000 U	25,000 U

Table C-10
Lipid Normalized Atlantic Silverside (Whole Body) Analytical Results

Sample Name: / Date Analyzed:	Units	NB03WASC012 08/22/15	NB03WASC013 09/15/15	NB03WASC031 09/15/15	NB03WASN026 09/15/15	NB03WASS004 09/10/15	NB03WASS005 09/10/15	NB03WASS007 09/16/15
Anthracene	ug/kg	220 U	150 U	200 U	190 U	810 U	760 U	210 U
Atrazine	ug/kg	11,000 U	38,000 U	50,000 U	46,000 U	42,000 U	39,000 U	52,000 U
Benzaldehyde	ug/kg	73,000	76,000 U	100,000 U	93,000 U	81,000 U	76,000 U	100,000 U
Benzidine	ug/kg	230,000 U	820,000 U	1,100,000 U	1,000,000 U	880,000 U	820,000 U	1,100,000 U
Benzo(a)anthracene	ug/kg	220 U	150 U	220 J	190 U	810 U	760 U	210 U
Benzo(a)pyrene	ug/kg	220 U	150 U	280 J	190 U	810 U	760 U	210 UJ
Benzo(b)fluoranthene	ug/kg	220 U	150 U	200 J	190 U	810 U	760 U	210 UJ
Benzo(g,h,i)perylene	ug/kg	220 U	150 U	270 J	190 U	810 U	760 U	210 UJ
Benzo(j)+(k)fluoranthene	ug/kg	220 U	150 U	290 J	190 U	810 U	760 U	210 UJ
Benzo[e]pyrene	ug/kg	220 U	150 U	200 U	190 U	810 U	760 U	210 U
Benzoic acid	ug/kg	55,000 U	190,000 U	250,000 U	230,000 U	210,000 U	190,000 U	250,000 U
Benzyl butyl phthalate	ug/kg	22,000 U	76,000 U	100,000 U	93,000 U	81,000 U	76,000 U	100,000 U
Biphenyl (diphenyl)	ug/kg	5,500 U	19,000 U	25,000 U	23,000 U	21,000 U	19,000 U	25,000 U
Bis(2-chloroethoxy) methane	ug/kg	5,500 U	19,000 U	25,000 U	23,000 U	21,000 U	19,000 U	25,000 U
Bis(2-chloroethyl) ether (2-Chloroethyl ether)	ug/kg	5,500 U	19,000 U	25,000 U	23,000 U	21,000 U	19,000 U	25,000 U
Bis(2-chloroisopropyl) ether	ug/kg	5,500 U	19,000 U	25,000 U	23,000 U	21,000 U	19,000 U	25,000 U
Bis(2-Ethylhexyl) phthalate	ug/kg	22,000 U	76,000 U	100,000 U	93,000 U	81,000 U	76,000 U	100,000 U
C1-Chrysenes	ug/kg	220 U	150 U	200 U	190 U	810 U	760 U	210 U
C1-Fluoranthenes/pyrenes	ug/kg	220 U	150 U	200 U	190 U	810 U	760 U	210 U
C1-Fluorenes	ug/kg	220 U	150 U	200 U	190 U	810 U	760 U	210 U
C1-Naphthalenes	ug/kg	220 U	150 U	200 U	190 U	810 U	760 U	210 U
C1-Phenanthrene/anthracene	ug/kg	220 U	150 U	200 U	190 U	810 U	760 U	210 U
C2-Chrysene	ug/kg	220 U	150 U	200 U	190 U	810 U	760 U	210 U
C2-Fluoranthenes/pyrene	ug/kg	220 U	150 U	200 U	190 U	810 U	760 U	210 U
C2-Fluorenes	ug/kg	220 U	150 U	200 U	190 U	810 U	760 U	210 U
C2-Naphthalenes	ug/kg	220 U	150 U	200 U	190 U	810 U	760 U	210 U
C2-Phenanthrene/anthracene	ug/kg	220 U	150 U	200 U	190 U	810 U	760 U	210 U
C3-Chrysene	ug/kg	220 U	150 U	200 U	190 U	810 U	760 U	210 U
C3-Fluoranthenes/pyrene	ug/kg	220 U	150 U	200 U	190 U	810 U	760 U	210 U
C3-Fluorenes	ug/kg	220 U	150 U	200 U	190 U	810 U	760 U	210 U
C3-Naphthalenes	ug/kg	220 U	150 U	200 U	190 U	810 U	760 U	210 U
C3-Phenanthrene/anthracene	ug/kg	220 U	150 U	200 U	190 U	810 U	760 U	210 U
C4-Chrysene	ug/kg	220 U	150 U	200 U	190 U	810 U	760 U	210 U
C4-Naphthalenes	ug/kg	220 U	150 U	200 U	190 U	810 U	760 U	210 U
C4-Phenanthrene/anthracene	ug/kg	220 U	150 U	200 U	190 U	810 U	760 U	210 U
Caprolactam	ug/kg	11,000 U	38,000 U	50,000 U	46,000 U	42,000 U	39,000 U	52,000 U
Carbazole	ug/kg	5,500 U	19,000 U	25,000 U	23,000 U	21,000 U	19,000 U	25,000 U
Chrysene	ug/kg	220 U	150 U	250 J	190 U	810 U	760 U	210 U
Dibenz(a,h)anthracene	ug/kg	220 U	150 U	200 U	190 U	810 U	760 U	210 UJ
Dibenzofuran	ug/kg	5,500 U	19,000 U	25,000 U	23,000 U	21,000 U	19,000 U	25,000 U
Diethyl phthalate	ug/kg	22,000 U	76,000 U	100,000 U	93,000 U	81,000 U	76,000 U	100,000 U
Dimethyl phthalate	ug/kg	22,000 U	76,000 U	100,000 U	93,000 U	81,000 U	76,000 U	100,000 U
Di-n-butyl phthalate	ug/kg	22,000 U	76,000 U	100,000 U	93,000 U	81,000 U	76,000 U	100,000 U
Di-n-octylphthalate	ug/kg	22,000 U	76,000 U	100,000 U	93,000 U	81,000 U	76,000 U	100,000 U
Fluoranthene	ug/kg	260 J	150 U	200 U	190 U	810 U	760 U	210 U

Table C-10
Lipid Normalized Atlantic Silverside (Whole Body) Analytical Results

Sample Name: / Date Analyzed:	Units	NB03WASC012 08/22/15	NB03WASC013 09/15/15	NB03WASC031 09/15/15	NB03WASN026 09/15/15	NB03WASS004 09/10/15	NB03WASS005 09/10/15	NB03WASS007 09/16/15
Fluorene	ug/kg	220 U	150 U	200 U	190 U	810 U	760 U	210 U
Hexachlorobutadiene	ug/kg	5,500 U	19,000 U	25,000 U	23,000 U	21,000 U	19,000 U	25,000 U
Hexachlorocyclopentadiene	ug/kg	55,000 U	190,000 U	250,000 U	230,000 U	210,000 U	190,000 U	250,000 U
Hexachloroethane	ug/kg	11,000 U	38,000 U	50,000 U	46,000 U	42,000 U	39,000 U	52,000 U
Indeno(1,2,3-c,d)pyrene	ug/kg	220 UJ	150 U	200 U	190 U	810 U	760 U	210 UJ
Isophorone	ug/kg	5,500 U	19,000 U	25,000 U	23,000 U	21,000 U	19,000 U	25,000 U
Naphthalene	ug/kg	220 U	150 U	200 U	190 U	810 U	760 U	210 U
Nitrobenzene	ug/kg	5,500 U	19,000 U	25,000 U	23,000 U	21,000 U	19,000 U	25,000 U
N-Nitrosodi-n-propylamine	ug/kg	5,500 U	19,000 U	25,000 U	23,000 U	21,000 U	19,000 U	25,000 U
N-Nitrosodiphenylamine	ug/kg	5,500 U	19,000 U	25,000 U	23,000 U	21,000 U	19,000 U	25,000 U
Pentachlorophenol	ug/kg	11,000 U	38,000 U	50,000 U	46,000 U	42,000 U	39,000 U	52,000 U
Perylene	ug/kg	220 U	150 U	200 U	190 U	810 U	760 U	320 J
Phenanthrene	ug/kg	220 U	150 U	200 U	190 U	810 U	760 U	210 U
Phenol	ug/kg	5,500 U	19,000 U	25,000 U	23,000 U	21,000 U	19,000 U	25,000 U
Pyrene	ug/kg	230 J	150 U	200 U	190 U	810 U	760 U	220 J
Pyridine	ug/kg	22,000 U	76,000 U	100,000 U	93,000 U	81,000 U	76,000 U	100,000 U
Total HMW PAHs	ug/kg	490 J	150 U	1,500 J	190 U	810 U	770 U	220 J
Total LMW PAHs	ug/kg	220 U	150 U	200 U	290 J	810 U	770 U	210 U
Total PAHs	ug/kg	490 J	150 U	1,500 J	290 J	810 U	770 U	220 J

Table C-10
Lipid Normalized Atlantic Silverside (Whole Body) Analytical Results

Notes:

1. Totals were calculated using detected values only. If all analytes that make up a given total are non-detect, the total will be reported as the highest detection limit of the individual analytes and will be qualified with a "U" flag to indicate it is a non-detect.
2. Total PCB Congeners (209) = sum of 209 individual congener PCBs
3. Total Aroclor PCBs (Sum of 7 Aroclors) = sum of Aroclor-1016, Aroclor-1221, Aroclor-1232, Aroclor-1242, Aroclor-1248, Aroclor-1254, and Aroclor-1260
4. Total Aroclor PCBs (Sum of 9 Aroclors) = sum of Aroclor-1016, Aroclor-1221, Aroclor-1232, Aroclor-1242, Aroclor-1248, Aroclor-1254, Aroclor-1260, Aroclor-1262, and Aroclor-1268
5. Total Alpha + Gamma Chlordane = sum of alpha-Chlordane and gamma-Chlordane
6. Total DDT (2,4) = sum of 2,4'-DDD, 2,4'-DDE, and 2,4'-DDT
7. Total DDT (4,4) = sum of 4,4'-DDD, 4,4'-DDE, and 4,4'-DDT
8. Total DDT (2,4 & 4,4) = sum of 2,4'-DDD, 2,4'-DDE, 2,4'-DDT, 4,4'-DDD, 4,4'-DDE, and 4,4'-DDT
9. Total HMW PAHs = sum of fluoranthene, pyrene, benzo(a)anthracene, chrysene, benzo(b)fluoranthene, benzo(k)fluoranthene, benzo(a)pyrene, indeno(1,2,3-cd)pyrene, dibenzo(a,h)anthracene, and benzo(g,h,i)perylene.
10. Total LMW PAHs = sum of naphthalene, 2-methylnaphthalene, acenaphthylene, acenaphthene, fluorene, phenanthrene, and anthracene.
11. Total PAHs = sum of Total LMW PAHs and Total HMW PAHs.

DDD = dichlorodiphenyldichloroethane
DDE = dichlorodiphenyldichloroethylene
DDT = dichlorodiphenyltrichloroethane
HMW = high molecular weight
LMW = low molecular weight
PAH = polycyclic aromatic hydrocarbon
PCB = polychlorinated biphenyl

% = percent
mg/kg = milligrams per kilogram
ng/g = nanograms per gram
ng/kg = nanograms per kilogram
pg/g = picograms per gram
ug/kg = micrograms per kilogram

Table C-11
Lipid Normalized Atlantic Menhaden (Whole Body) Analytical Results

Sample Name: / Date Analyzed:	Units	NB03WMEN008 09/15/15	NB03WMEN009 09/15/15
Dioxins/Furans			
1,2,3,4,6,7,8-HpCDD	ng/kg	49.5 JB [23.1 JB]	15.7 JB
1,2,3,4,6,7,8-HpCDF	ng/kg	147 JB [86.1 JBQ]	30.6 JBQ
1,2,3,4,7,8,9-HpCDF	ng/kg	9.92 JBQ [4.46 JB]	1.32 JBQ
1,2,3,4,7,8-HxCDD	ng/kg	5.29 JB [2.71 JBQ]	2.69 JBQ
1,2,3,4,7,8-HxCDF	ng/kg	39.7 JB [16.1 JB]	9.63 JB
1,2,3,6,7,8-HxCDD	ng/kg	19.8 J [10.6 J]	12.8 JQ
1,2,3,6,7,8-HxCDF	ng/kg	40.9 JB [22.8 JBQ]	10.7 JB
1,2,3,7,8,9-HxCDD	ng/kg	8.42 JQ [5.11 JQ]	5.74 J
1,2,3,7,8,9-HxCDF	ng/kg	5.02 JBQ [1.97 JBQ]	1.79 JBQ
1,2,3,7,8-PCDD	ng/kg	29.1 JBQ [4.50 U]	10.8 JBQ
1,2,3,7,8-PCDF	ng/kg	99.2 JB [75.7 JB]	60.9 B
2,3,4,6,7,8-HxCDF	ng/kg	6.66 JBQ [5.43 JBQ]	4.84 JB
2,3,4,7,8-PCDF	ng/kg	62.3 J [51.4 J]	35.1 J
2,3,7,8-TCDD	ng/kg	382 B [175 B]	48.4 B
2,3,7,8-TCDF	ng/kg	104 CJ [101 CJ]	84.2 C
OCDD	ng/kg	283 JB [140 JB]	57.8 JB
OCDF	ng/kg	64.1 JB [35.6 JB]	9.17 JB
Butyltins			
Dibutyltin	ug/kg	110 U [50 UJ]	16 U
Monobutyltin	ug/kg	1,800 UCN [790 UJCN]	260 UCN
Tetra-n-butyltin	ug/kg	140 U [64 UJ]	21 U
Tributyltin	ug/kg	130 U [57 UJ]	19 U
Aroclor PCBs			
Aroclor 1016	ug/kg	3,000 U [1,300 U]	440 U
Aroclor 1221	ug/kg	3,800 U [1,600 U]	570 U
Aroclor 1232	ug/kg	6,700 U [2,900 U]	990 U
Aroclor 1242	ug/kg	2,800 U [1,200 U]	410 U
Aroclor 1248	ug/kg	2,800 U [1,200 U]	410 U
Aroclor 1254	ug/kg	23,000 [8,900 PJ]	4,700
Aroclor 1260	ug/kg	4,100 U [1,800 U]	600 U
Aroclor 1262	ug/kg	6,800 J [1,900 J]	1,100 J
Aroclor 1268	ug/kg	2,800 U [1,200 U]	410 U
Total Aroclor PCBs (Sum Of 7 Aroclors)	ug/kg	23,000 [8,900 J]	4,700
Total Aroclor PCBs (Sum Of 9 Aroclors)	ug/kg	30,000 J [11,000 J]	5,800 J
Pesticides			
2,4'-DDD	pg/g	1,630,000 [646,000]	511,000 D
2,4'-DDE	pg/g	867,000 [235,000]	346,000 DJ
2,4'-DDT	pg/g	47,700 [18,300]	17,400 D
4,4'-DDD	pg/g	4,990,000 D [1,970,000 D]	1,330,000 D
4,4'-DDE	pg/g	4,230,000 BD [1,810,000 BD]	1,480,000 BD
4,4'-DDT	pg/g	145,000 B [58,200 B]	84,400 BD
Aldrin	pg/g	2,940 [879 J]	1,200 JD
Alpha BHC	pg/g	3,710 [1,510]	1,360 JD
Alpha endosulfan	pg/g	4,780 U [2,050 U]	709 UD

Table C-11
Lipid Normalized Atlantic Menhaden (Whole Body) Analytical Results

Sample Name: / Date Analyzed:	Units	NB03WMEN008 09/15/15	NB03WMEN009 09/15/15
Beta BHC	pg/g	5,550 [2,350]	1,830 JD
Beta endosulfan	pg/g	4,860 U [2,080 U]	720 UD
cis-Chlordane	pg/g	374,000 [250,000]	146,000 D
cis-Nonachlor	pg/g	228,000 [100,000]	60,500 D
Delta BHC	pg/g	423 U [181 U]	62.7 UD
Dieldrin	pg/g	213,000 J [170,000 J]	106,000 D
Endosulfan sulfate	pg/g	6,340 J [2,380 J]	781 UD
Endrin	pg/g	1,410 J [450 J]	172 UD
Endrin aldehyde	pg/g	10,900 U [4,680 U]	1,620 UD
Endrin ketone	pg/g	4,240 J [2,090 J]	938 UD
Gamma BHC (Lindane)	pg/g	2,200 J [839 J]	781 JD
Heptachlor	pg/g	694 J [245 J]	401 UD
Heptachlor epoxide	pg/g	69,000 [27,300]	17,800 D
Hexachlorobenzene	pg/g	51,700 B [17,600 B]	16,800 BD
Methoxychlor	pg/g	3,240 UJ [1,390 UJ]	480 UDJ
Mirex	pg/g	6,130 [2,440]	R
Oxychlordane	pg/g	46,300 [18,600]	27,200 D
Trans-chlordane	pg/g	219,000 [88,900]	47,900 D
Trans-heptachlor epoxide	pg/g	46,800 J [2,570 J]	22,600 D
Trans-nonachlor	pg/g	497,000 [219,000]	170,000 D
Total Alpha + Gamma Chlordane	pg/g	593,000 [339,000]	194,000
Total DDT (2,4)	pg/g	2,550,000 [900,000]	874,000 J
Total DDT (4,4)	pg/g	9,360,000 [3,840,000]	2,900,000
Total DDT (2,4 & 4,4)	pg/g	11,900,000 [4,740,000]	3,770,000 J
PCB Congeners			
PCB-1	ng/kg	80.2 U [35.4 U]	11.9 U
PCB-2	ng/kg	56.1 U [24.8 U]	8.35 U
PCB-3	ng/kg	88.3 U [38.9 U]	13.1 U
PCB-4	ng/kg	63,800 E [21,900 E]	11,900 E
PCB-5	ng/kg	64.1 U [28.3 U]	9.54 U
PCB-6	ng/kg	56.1 U [24.8 U]	8.35 U
PCB-7	ng/kg	64.1 U [28.3 U]	9.54 U
PCB-8	ng/kg	30,700 BE [11,000 BE]	6,440 BE
PCB-9	ng/kg	56.1 U [24.8 U]	8.35 U
PCB-10	ng/kg	8,250 [2,900]	1,570
PCB-11	ng/kg	273 U [120 U]	40.6 U
PCB-12/13	ng/kg	153 U [67.1 U]	22.7 U
PCB-14	ng/kg	64.1 U [28.3 U]	9.54 U
PCB-15	ng/kg	14,000 B [5,070 B]	1,950 B
PCB-16	ng/kg	113,000 E [40,000 E]	21,700 E
PCB-17	ng/kg	191,000 E [69,600 E]	41,200 E
PCB-18/30	ng/kg	295,000 BE [110,000 BE]	61,600 BE
PCB-19	ng/kg	53,300 E [18,000 E]	11,600 E
PCB-20/28	ng/kg	808,000 BE [283,000 BE]	170,000 BE
PCB-21/33	ng/kg	83,000 E [30,800 E]	17,400 E

Table C-11
Lipid Normalized Atlantic Menhaden (Whole Body) Analytical Results

Sample Name: / Date Analyzed:	Units	NB03WMEN008 09/15/15	NB03WMEN009 09/15/15
PCB-22	ng/kg	138,000 E [51,100 E]	28,600 E
PCB-23	ng/kg	318 [117]	69.6
PCB-24	ng/kg	80.2 U [35.4 U]	11.9 U
PCB-25	ng/kg	77,600 E [29,400 E]	16,700 E
PCB-26/29	ng/kg	135,000 E [51,800 E]	29,600 E
PCB-27	ng/kg	50,700 E [18,400 E]	12,700 E
PCB-31	ng/kg	520,000 E [194,000 E]	109,000 E
PCB-32	ng/kg	145,000 E [54,600 E]	29,800 E
PCB-34	ng/kg	5,340 [2,160]	1,040
PCB-35	ng/kg	72.1 U [31.8 U]	10.7 U
PCB-36	ng/kg	64.1 U [28.3 U]	9.54 U
PCB-37	ng/kg	31,300 E [11,500 E]	5,880 E
PCB-38	ng/kg	711 [247]	149
PCB-39	ng/kg	3,650 [1,330]	628
PCB-40/71	ng/kg	561,000 E [219,000 E]	104,000 E
PCB-41	ng/kg	337 U [9,360]	50.1 U
PCB-42	ng/kg	433,000 E [181,000 E]	73,500 E
PCB-43	ng/kg	47,100 [19,700]	8,600 E
PCB-44/47/65	ng/kg	1,450,000 BE [596,000 BE]	280,000 BE
PCB-45	ng/kg	95,000 E [36,100 E]	18,100 E
PCB-46	ng/kg	36,300 [13,800]	7,730 E
PCB-48	ng/kg	161,000 E [65,000 E]	31,600 E
PCB-49/69	ng/kg	1,250,000 BE [525,000 BE]	247,000 BE
PCB-50/53	ng/kg	152,000 E [60,000 E]	34,300 E
PCB-51	ng/kg	67,400 E [28,600 E]	15,200 E
PCB-52	ng/kg	1,680,000 E [693,000 E]	326,000 E
PCB-54	ng/kg	3,650 [1,340]	881
PCB-55	ng/kg	95.8 U [2,480]	1,350
PCB-56	ng/kg	344,000 E [131,000 E]	73,800 E
PCB-57	ng/kg	6,620 [3,240]	1,420
PCB-58	ng/kg	9,830 [3,790]	1,540
PCB-60	ng/kg	120,000 E [49,600 E]	24,900 E
PCB-61/70/74/76	ng/kg	1,830,000 E [739,000 E]	352,000 E
PCB-62/75	ng/kg	116,000 [45,700]	23,000 E
PCB-63	ng/kg	61,800 E [25,000 E]	11,500 E
PCB-64	ng/kg	583,000 E [241,000 E]	98,400 E
PCB-66	ng/kg	1,270,000 BE [507,000 BE]	237,000 BE
PCB-67	ng/kg	24,600 [9,460]	5,730
PCB-68	ng/kg	22,200 [8,570]	4,570
PCB-72	ng/kg	33,300 [13,300]	6,540
PCB-73	ng/kg	113 U [49.6 U]	16.7 U
PCB-77	ng/kg	45,300 [R]	11,700 E
PCB-78	ng/kg	128 U [56.4 U]	19.1 U
PCB-79	ng/kg	14,800 [5,640]	2,860
PCB-80	ng/kg	191 J [38.9 U]	93.7

Table C-11
Lipid Normalized Atlantic Menhaden (Whole Body) Analytical Results

Sample Name: / Date Analyzed:	Units	NB03WMEN008 09/15/15	NB03WMEN009 09/15/15
PCB-81	ng/kg	1,450 [486]	373
PCB-82	ng/kg	131,000 E [53,900 E]	25,800 E
PCB-83	ng/kg	92,500 E [35,600 E]	16,500 E
PCB-84	ng/kg	278,000 E [111,000 E]	53,500 E
PCB-85/116/117	ng/kg	316,000 E [129,000 E]	66,300 E
PCB-86/87/97/109/119/125	ng/kg	942,000 E [382,000 E]	190,000 E
PCB-88	ng/kg	177 U [77.9 U]	26.3 U
PCB-89	ng/kg	8,830 [3,330]	1,890
PCB-90/101/113	ng/kg	1,880,000 BE [757,000 BE]	405,000 BE
PCB-91	ng/kg	319,000 E [132,000 E]	62,700 E
PCB-92	ng/kg	388,000 BE [153,000 BE]	80,900 BE
PCB-93/100	ng/kg	48,100 [19,700]	9,420
PCB-94	ng/kg	10,700 [4,320]	2,090
PCB-95	ng/kg	1,070,000 E [R]	205,000 E
PCB-96	ng/kg	5,730 [2,210]	1,310
PCB-98/102	ng/kg	35,400 [13,700]	8,890
PCB-99	ng/kg	1,300,000 BE [521,000 BE]	298,000 BE
PCB-103	ng/kg	32,400 [14,200]	7,050
PCB-104	ng/kg	805 [293]	305
PCB-105	ng/kg	397,000 E [162,000 E]	85,400 E
PCB-106	ng/kg	136 U [60.0 U]	20.3 U
PCB-107	ng/kg	150,000 E [60,000 E]	32,600 E
PCB-108/124	ng/kg	49,000 [19,600]	9,930
PCB-110/115	ng/kg	1,820,000 BE [732,000 BE]	363,000 BE
PCB-111	ng/kg	3,530 [1,370]	932
PCB-112	ng/kg	113 U [49.6 U]	16.7 U
PCB-114	ng/kg	25,400 [10,900]	5,190
PCB-118	ng/kg	1,570,000 BE [618,000 BE]	342,000 BE
PCB-120	ng/kg	17,700 [6,750]	4,460
PCB-121	ng/kg	1,510 [650]	404
PCB-122	ng/kg	9,580 [3,680]	2,590
PCB-123	ng/kg	25,000 [10,300]	5,000
PCB-126	ng/kg	3,150 [1,400]	628
PCB-127	ng/kg	6,520 [49.6 U]	16.7 U
PCB-128/166	ng/kg	218,000 E [87,900 E]	46,900 E
PCB-129/138/163	ng/kg	2,170,000 BE [843,000 BE]	436,000 BE
PCB-130	ng/kg	124,000 E [49,600 E]	24,700 E
PCB-131	ng/kg	12,900 [5,290]	2,580
PCB-132	ng/kg	396,000 E [160,000 E]	74,300 E
PCB-133	ng/kg	54,700 E [21,300 E]	11,500 E
PCB-134	ng/kg	70,800 E [29,000 E]	13,200 E
PCB-135/151	ng/kg	621,000 E [237,000 E]	120,000 E
PCB-136	ng/kg	123,000 E [51,100 E]	23,700 E
PCB-137	ng/kg	69,800 E [30,500 E]	14,100 E
PCB-139/140	ng/kg	31,900 [13,300]	6,940

Table C-11
Lipid Normalized Atlantic Menhaden (Whole Body) Analytical Results

Sample Name: / Date Analyzed:	Units	NB03WMEN008 09/15/15	NB03WMEN009 09/15/15
PCB-141	ng/kg	218,000 E [89,300 E]	36,500 E
PCB-142	ng/kg	136 U [60.0 U]	20.3 U
PCB-143	ng/kg	264 U [117 U]	39.4 U
PCB-144	ng/kg	59,500 E [24,500 E]	10,600 E
PCB-145	ng/kg	128 U [56.4 U]	43.6 J
PCB-146	ng/kg	454,000 E [183,000 E]	92,600 E
PCB-147/149	ng/kg	1,280,000 BE [518,000 BE]	253,000 BE
PCB-148	ng/kg	10,500 [4,500]	2,640
PCB-150	ng/kg	7,680 [3,210]	1,730
PCB-152	ng/kg	804 [299]	168
PCB-153/168	ng/kg	2,530,000 BE [982,000 BE]	505,000 BE
PCB-154	ng/kg	71,800 E [30,000 E]	17,400 E
PCB-155	ng/kg	11,800 [4,930]	2,370
PCB-156/157	ng/kg	157,000 E [64,300 E]	31,100 E
PCB-158	ng/kg	135,000 E [55,000 E]	27,800 E
PCB-159	ng/kg	113 U [49.6 U]	16.7 U
PCB-160	ng/kg	505 U [223 U]	75.2 U
PCB-161	ng/kg	104 U [46.1 U]	15.6 U
PCB-162	ng/kg	R [R]	R
PCB-164	ng/kg	101,000 E [40,700 E]	17,700 E
PCB-165	ng/kg	3,440 [1,380]	972
PCB-167	ng/kg	73,600 E [29,200 E]	13,600 E
PCB-169	ng/kg	120 U [53.2 U]	17.9 U
PCB-170	ng/kg	376,000 E [151,000 E]	55,600 E
PCB-171/173	ng/kg	117,000 E [48,600 E]	20,000 E
PCB-172	ng/kg	87,500 E [36,100 E]	12,800 E
PCB-174	ng/kg	294,000 E [126,000 E]	42,600 E
PCB-175	ng/kg	25,800 [10,800]	4,630
PCB-176	ng/kg	39,900 [16,900]	6,370
PCB-177	ng/kg	R [R]	R
PCB-178	ng/kg	181,000 E [73,900 E]	31,900 E
PCB-179	ng/kg	178,000 E [75,000 E]	29,600 E
PCB-180/193	ng/kg	1,120,000 E [454,000 E]	163,000 E
PCB-181	ng/kg	3,480 [R]	647
PCB-182	ng/kg	5,730 [2,440]	1,090
PCB-183/185	ng/kg	378,000 E [156,000 E]	61,400 E
PCB-184	ng/kg	3,070 [1,340]	604
PCB-186	ng/kg	120 U [53.2 U]	17.9 U
PCB-187	ng/kg	1,100,000 E [450,000 E]	188,000 E
PCB-188	ng/kg	8,500 [3,610]	2,150
PCB-189	ng/kg	14,800 [6,140]	2,430
PCB-190	ng/kg	77,800 E [32,100 E]	11,900 E
PCB-191	ng/kg	14,800 [6,180]	2,570
PCB-192	ng/kg	104 U [81.1 J]	15.6 U
PCB-194	ng/kg	194,000 E [95,700 E]	33,700 E

Table C-11
Lipid Normalized Atlantic Menhaden (Whole Body) Analytical Results

Sample Name: / Date Analyzed:	Units	NB03WMEN008 09/15/15	NB03WMEN009 09/15/15
PCB-195	ng/kg	77,300 E [32,200 E]	10,600
PCB-196	ng/kg	146,000 E [60,400 E]	22,800 E
PCB-197/200	ng/kg	33,800 [14,600]	5,410
PCB-198/199	ng/kg	414,000 E [168,000 E]	61,500 E
PCB-201	ng/kg	61,300 [25,800]	10,400
PCB-202	ng/kg	178,000 E [71,400 E]	29,500 E
PCB-203	ng/kg	243,000 E [97,500 E]	35,100 E
PCB-204	ng/kg	619 [74.3 U]	109
PCB-205	ng/kg	11,600 [4,820]	1,720
PCB-206	ng/kg	273,000 E [116,000 E]	46,800 E
PCB-207	ng/kg	30,800 [13,400]	5,620
PCB-208	ng/kg	124,000 E [55,000 E]	21,500 E
PCB-209	ng/kg	203,000 E [91,800 E]	35,600 E
Total PCB Congeners (209)	ng/kg	39,100,000 J [15,300,000 J]	7,610,000 J
Semivolatiles			
1,2,4,5-Tetrachlorobenzene	ug/kg	28,000 U [12,000 U]	4,100 U
1,2-Diphenylhydrazine	ug/kg	28,000 U [12,000 U]	4,100 U
1-Methylnaphthalene	ug/kg	220 U [96 U]	33 U
2,3,4,6-Tetrachlorophenol	ug/kg	110,000 U [46,000 U]	16,000 U
2,4,5-Trichlorophenol	ug/kg	28,000 U [12,000 U]	4,100 U
2,4,6-Trichlorophenol	ug/kg	28,000 U [12,000 U]	4,100 U
2,4-Dichlorophenol	ug/kg	28,000 U [12,000 U]	4,100 U
2,4-Dimethylphenol	ug/kg	28,000 U [12,000 U]	4,100 U
2,4-Dinitrophenol	ug/kg	490,000 UJ [210,000 UJ]	74,000 UJ
2,4-Dinitrotoluene	ug/kg	110,000 U [46,000 U]	16,000 U
2,6-Dinitrotoluene	ug/kg	28,000 U [12,000 U]	4,100 U
2-Chloronaphthalene	ug/kg	11,000 UJ [4,600 UJ]	1,600 UJ
2-Chlorophenol	ug/kg	28,000 U [12,000 U]	4,100 U
2-Methylnaphthalene	ug/kg	220 U [96 U]	33 U
2-Methylphenol (o-cresol)	ug/kg	28,000 U [12,000 U]	4,100 U
2-Nitroaniline	ug/kg	28,000 U [12,000 U]	4,100 U
2-Nitrophenol	ug/kg	28,000 U [12,000 U]	4,100 U
3,3'-Dichlorobenzidine	ug/kg	170,000 U [71,000 U]	25,000 U
3-Nitroaniline	ug/kg	110,000 U [46,000 U]	16,000 U
4,6-Dinitro-2-methylphenol	ug/kg	280,000 U [120,000 U]	41,000 U
4-Bromophenyl phenyl ether	ug/kg	28,000 U [12,000 U]	4,100 U
4-Chloro-3-methylphenol	ug/kg	28,000 U [12,000 U]	4,100 U
4-Chloroaniline	ug/kg	55,000 U [24,000 U]	8,300 U
4-Chlorophenyl phenyl ether	ug/kg	28,000 U [12,000 U]	4,100 U
4-Methylphenol (p-cresol)	ug/kg	28,000 U [12,000 U]	4,100 U
4-Nitroaniline	ug/kg	110,000 U [46,000 U]	16,000 U
4-Nitrophenol	ug/kg	280,000 U [120,000 U]	41,000 U
Acenaphthene	ug/kg	1,200 [570]	160
Acenaphthylene	ug/kg	220 U [96 U]	33 U
Acetophenone	ug/kg	28,000 U [12,000 U]	4,100 U

Table C-11
Lipid Normalized Atlantic Menhaden (Whole Body) Analytical Results

Sample Name: / Date Analyzed:	Units	NB03WMEN008 09/15/15	NB03WMEN009 09/15/15
Anthracene	ug/kg	230 J [110 J]	33 U
Atrazine	ug/kg	55,000 U [24,000 U]	8,300 U
Benzaldehyde	ug/kg	110,000 U [46,000 U]	19,000 J
Benzidine	ug/kg	1,200,000 U [500,000 U]	170,000 U
Benzo(a)anthracene	ug/kg	360 J [100 J]	33 U
Benzo(a)pyrene	ug/kg	290 J [96 U]	33 U
Benzo(b)fluoranthene	ug/kg	300 J [96 U]	33 U
Benzo(g,h,i)perylene	ug/kg	270 J [96 U]	33 U
Benzo(j)+(k)fluoranthene	ug/kg	410 J [100 J]	33 U
Benzo[e]pyrene	ug/kg	290 J [96 U]	33 U
Benzoic acid	ug/kg	280,000 U [120,000 U]	41,000 U
Benzyl butyl phthalate	ug/kg	110,000 U [46,000 U]	16,000 U
Biphenyl (diphenyl)	ug/kg	28,000 U [12,000 U]	4,100 U
Bis(2-chloroethoxy) methane	ug/kg	28,000 U [12,000 U]	4,100 U
Bis(2-chloroethyl) ether (2-Chloroethyl ether)	ug/kg	28,000 U [12,000 U]	4,100 U
Bis(2-chloroisopropyl) ether	ug/kg	28,000 U [12,000 U]	4,100 U
Bis(2-Ethylhexyl) phthalate	ug/kg	110,000 U [46,000 U]	16,000 U
C1-Chrysenes	ug/kg	220 U [96 U]	33 U
C1-Fluoranthenes/pyrenes	ug/kg	220 U [96 U]	33 U
C1-Fluorenes	ug/kg	220 U [96 U]	33 U
C1-Naphthalenes	ug/kg	440 J [200 J]	69 J
C1-Phenanthrene/anthracene	ug/kg	220 U [96 U]	33 U
C2-Chrysene	ug/kg	220 U [96 U]	33 U
C2-Fluoranthenes/pyrene	ug/kg	220 U [96 U]	33 U
C2-Fluorenes	ug/kg	220 U [96 U]	33 U
C2-Naphthalenes	ug/kg	220 U [260]	33 U
C2-Phenanthrene/anthracene	ug/kg	220 U [96 U]	33 U
C3-Chrysene	ug/kg	220 U [96 U]	33 U
C3-Fluoranthenes/pyrene	ug/kg	220 U [96 U]	33 U
C3-Fluorenes	ug/kg	220 U [96 U]	33 U
C3-Naphthalenes	ug/kg	220 U [360]	33 U
C3-Phenanthrene/anthracene	ug/kg	220 U [96 U]	33 U
C4-Chrysene	ug/kg	220 U [96 U]	33 U
C4-Naphthalenes	ug/kg	220 U [96 U]	33 U
C4-Phenanthrene/anthracene	ug/kg	220 U [96 U]	33 U
Caprolactam	ug/kg	55,000 U [24,000 U]	8,300 U
Carbazole	ug/kg	28,000 U [12,000 U]	4,100 U
Chrysene	ug/kg	380 J [140 J]	33 U
Dibenz(a,h)anthracene	ug/kg	220 U [96 U]	33 U
Dibenzofuran	ug/kg	28,000 U [12,000 U]	4,100 U
Diethyl phthalate	ug/kg	110,000 U [46,000 U]	16,000 U
Dimethyl phthalate	ug/kg	110,000 U [46,000 U]	16,000 U
Di-n-butyl phthalate	ug/kg	110,000 U [46,000 U]	16,000 U
Di-n-octylphthalate	ug/kg	110,000 U [46,000 U]	16,000 U
Fluoranthene	ug/kg	730 [260]	62 J

Table C-11
Lipid Normalized Atlantic Menhaden (Whole Body) Analytical Results

Sample Name: / Date Analyzed:	Units	NB03WMEN008 09/15/15	NB03WMEN009 09/15/15
Fluorene	ug/kg	510 J [290]	58 J
Hexachlorobutadiene	ug/kg	28,000 U [12,000 U]	4,100 U
Hexachlorocyclopentadiene	ug/kg	280,000 U [120,000 U]	41,000 U
Hexachloroethane	ug/kg	55,000 U [24,000 U]	8,300 U
Indeno(1,2,3-c,d)pyrene	ug/kg	220 U [96 U]	33 U
Isophorone	ug/kg	28,000 U [12,000 U]	4,100 U
Naphthalene	ug/kg	380 J [160 J]	58 J
Nitrobenzene	ug/kg	28,000 U [12,000 U]	4,100 U
N-Nitrosodi-n-propylamine	ug/kg	28,000 U [12,000 U]	4,100 U
N-Nitrosodiphenylamine	ug/kg	28,000 U [12,000 U]	4,100 U
Pentachlorophenol	ug/kg	55,000 U [24,000 U]	8,300 U
Perylene	ug/kg	220 U [96 U]	33 U
Phenanthrene	ug/kg	520 J [250]	48 J
Phenol	ug/kg	38,000 J [13,000 J]	4,100 U
Pyrene	ug/kg	600 J [170 J]	33 U
Pyridine	ug/kg	110,000 U [46,000 U]	16,000 U
Total HMW PAHs	ug/kg	3,300 J [790 J]	62 J
Total LMW PAHs	ug/kg	2,800 J [1,400 J]	330 J
Total PAHs	ug/kg	6,100 J [2,200 J]	390 J

Table C-11
Lipid Normalized Atlantic Menhaden (Whole Body) Analytical Results

Notes:

1. Totals were calculated using detected values only. If all analytes that make up a given total are non-detect, the total will be reported as the highest detection limit of the individual analytes and will be qualified with a "U" flag to indicate it is a non-detect.
2. Total PCB Congeners (209) = sum of 209 individual congener PCBs
3. Total Aroclor PCBs (Sum of 7 Aroclors) = sum of Aroclor-1016, Aroclor-1221, Aroclor-1232, Aroclor-1242, Aroclor-1248, Aroclor-1254, and Aroclor-1260
4. Total Aroclor PCBs (Sum of 9 Aroclors) = sum of Aroclor-1016, Aroclor-1221, Aroclor-1232, Aroclor-1242, Aroclor-1248, Aroclor-1254, Aroclor-1260, Aroclor-1262, and Aroclor-1268
5. Total Alpha + Gamma Chlordane = sum of alpha-Chlordane and gamma-Chlordane
6. Total DDT (2,4) = sum of 2,4'-DDD, 2,4'-DDE, and 2,4'-DDT
7. Total DDT (4,4) = sum of 4,4'-DDD, 4,4'-DDE, and 4,4'-DDT
8. Total DDT (2,4 & 4,4) = sum of 2,4'-DDD, 2,4'-DDE, 2,4'-DDT, 4,4'-DDD, 4,4'-DDE, and 4,4'-DDT
9. Total HMW PAHs = sum of fluoranthene, pyrene, benzo(a)anthracene, chrysene, benzo(b)fluoranthene, benzo(k)fluoranthene, benzo(a)pyrene, indeno(1,2,3-cd)pyrene, dibenzo(a,h)anthracene, and benzo(g,h,i)perylene.
10. Total LMW PAHs = sum of naphthalene, 2-methylnaphthalene, acenaphthylene, acenaphthene, fluorene, phenanthrene, and anthracene.
11. Total PAHs = sum of Total LMW PAHs and Total HMW PAHs.

DDD = dichlorodiphenyldichloroethane
DDE = dichlorodiphenyldichloroethylene
DDT = dichlorodiphenyltrichloroethane
HMW = high molecular weight
LMW = low molecular weight
PAH = polycyclic aromatic hydrocarbon
PCB = polychlorinated biphenyl

% = percent
mg/kg = milligrams per kilogram
ng/g = nanograms per gram
ng/kg = nanograms per kilogram
pg/g = picograms per gram
ug/kg = micrograms per kilogram

Table C-12
Lipid Normalized Mummichog (Whole Body) Analytical Results

Sample Name: / Date Analyzed:	Units	NB03WMU122C 09/10/15	NB03WMU129 09/10/15	NB03WMU133 09/10/15	NB03WMU135 09/10/15
Dioxins/Furans					
1,2,3,4,6,7,8-HpCDD	ng/kg	60.0 JB	23.2 JB	70.8 JB [59.3 JBQ]	7.15 JB
1,2,3,4,6,7,8-HpCDF	ng/kg	648 B	55.6 JBQ	57.5 JBQ [172 JB]	31.2 JB
1,2,3,4,7,8,9-HpCDF	ng/kg	9.16 JBQ	3.37 U	5.00 JBQ [6.33 JBQ]	2.78 U
1,2,3,4,7,8-HxCDD	ng/kg	3.40 U	2.62 JB	2.67 JBQ [2.31 JBQ]	1.15 U
1,2,3,4,7,8-HxCDF	ng/kg	47.6 J	3.80 JQ	19.0 J [21.9 J]	2.20 JQ
1,2,3,6,7,8-HxCDD	ng/kg	6.80 JBQ	3.80 JBQ	4.83 JB [6.74 JB]	1.64 JBQ
1,2,3,6,7,8-HxCDF	ng/kg	98.4 JB	23.2 JB	37.2 JB [33.4 JB]	12.9 JB
1,2,3,7,8,9-HxCDD	ng/kg	4.76 JBQ	3.36 JBQ	3.98 JBQ [6.67 JBQ]	1.30 JBQ
1,2,3,7,8,9-HxCDF	ng/kg	4.32 JBQ	1.93 U	4.79 JBQ [2.28 U]	2.61 JBQ
1,2,3,7,8-PCDD	ng/kg	7.72 JBQ	6.64 JBQ	9.79 JBQ [7.63 JBQ]	6.37 JBQ
1,2,3,7,8-PCDF	ng/kg	14.1 J	32.8 JQ	28.6 J [25.2 JQ]	45.1 J
2,3,4,6,7,8-HxCDF	ng/kg	4.08 JBQ	1.96 JBQ	3.77 JB [3.49 JB]	1.28 JBQ
2,3,4,7,8-PCDF	ng/kg	190 JB	30.9 JB	29.9 JBQ [18.8 JBQ]	27.3 JB
2,3,7,8-TCDD	ng/kg	656 B	278 B	405 B [385 B]	146 B
2,3,7,8-TCDF	ng/kg	26.7 JQ	17.8 JQ	25.0 JQ [27.7 J]	31.5 C
OCDD	ng/kg	362 JB	168 JB	567 B [515 B]	44.9 JBQ
OCDF	ng/kg	800 B	32.3 JB	108 JB [93.0 JB]	2.61 JBQ
Butyltins					
Dibutyltin	ug/kg	52 UCN	52 U	54 UJ [48 U]	32 U
Monobutyltin	ug/kg	840 UCN	840 UCN	880 UJCN [780 UCN]	490 UCN
Tetra-n-butyltin	ug/kg	68 U	68 U	71 UJ [67 U]	39 U
Tributyltin	ug/kg	60 U	60 U	63 UJ [56 U]	34 U
Aroclor PCBs					
Aroclor 1016	ug/kg	1,400 U	2,900 U	290 U [270 U]	1,700 U
Aroclor 1221	ug/kg	1,800 U	3,700 U	380 U [340 U]	2,200 U
Aroclor 1232	ug/kg	3,100 U	6,400 U	670 U [590 U]	3,700 U
Aroclor 1242	ug/kg	1,300 U	2,600 U	270 U [240 U]	1,600 U
Aroclor 1248	ug/kg	1,300 U	2,600 U	3,500 [3,300]	1,600 U
Aroclor 1254	ug/kg	11,000	16,000	6,700 JP [9,600 JP]	39,000
Aroclor 1260	ug/kg	1,900 U	3,900 U	400 U [360 U]	2,300 U
Aroclor 1262	ug/kg	2,800 J	2,600 U	2,300 [240 U]	1,600 U
Aroclor 1268	ug/kg	1,300 U	2,600 U	270 U [240 U]	1,600 U
Total Aroclor PCBs (Sum Of 7 Aroclors)	ug/kg	11,000	16,000	10,000 J [13,000 J]	39,000
Total Aroclor PCBs (Sum Of 9 Aroclors)	ug/kg	14,000 J	16,000	13,000 J [13,000 J]	39,000
Pesticides					
2,4'-DDD	pg/g	30,200	168,000	17,800 [12,400]	168,000
2,4'-DDE	pg/g	38,800	278,000	28,900 J [19,200 J]	290,000 J
2,4'-DDT	pg/g	4,640	432 U	1,780 [2,250]	263 U
4,4'-DDD	pg/g	1,290,000 DJ	5,000,000 D	646,000 J [415,000 J]	4,320,000 D
4,4'-DDE	pg/g	3,060,000 BDJ	8,800,000 BDJ	1,220,000 BD [863,000 BD]	4,680,000 BDJ
4,4'-DDT	pg/g	96,000 B	89,200 B	90,800 B [58,900 B]	118,000 B
Aldrin	pg/g	366 U	366 U	382 U [339 U]	223 U
Alpha BHC	pg/g	256 U	256 U	R [237 U]	988
Alpha endosulfan	pg/g	2,300 U	2,300 U	2,390 U [2,130 U]	1,400 U

Table C-12
Lipid Normalized Mummichog (Whole Body) Analytical Results

Sample Name: / Date Analyzed:	Units	NB03WMU122C 09/10/15	NB03WMU129 09/10/15	NB03WMU133 09/10/15	NB03WMU135 09/10/15
Beta BHC	pg/g	444 UJ	1,160 J	2,370 [1,630]	1,400
Beta endosulfan	pg/g	2,330 U	2,330 U	2,430 U [2,160 U]	1,420 U
cis-Chlordane	pg/g	248,000 J	124,000	118,000 J [58,100 J]	111,000
cis-Nonachlor	pg/g	160,000 J	79,200	73,300 [53,700]	70,200
Delta BHC	pg/g	203 U	203 U	R [R]	124 U
Dieldrin	pg/g	327,000 J	164,000	173,000 [109,000]	130,000
Endosulfan sulfate	pg/g	2,530 U	2,530 U	2,640 U [2,340 U]	1,540 U
Endrin	pg/g	556 U	556 U	579 U [515 U]	339 U
Endrin aldehyde	pg/g	5,240 U	5,240 U	5,460 U [4,850 U]	3,200 U
Endrin ketone	pg/g	3,040 U	3,040 U	3,170 U [2,810 U]	1,850 U
Gamma BHC (Lindane)	pg/g	308 U	308 U	533 J [285 U]	615 J
Heptachlor	pg/g	1,300 U	1,300 U	1,350 U [1,200 U]	412 J
Heptachlor epoxide	pg/g	36,600	11,800	25,300 [18,000]	20,800
Hexachlorobenzene	pg/g	4,680 B	1,300 BJ	1,000 JB [637 JB]	846 BJ
Methoxychlor	pg/g	1,560 UJ	1,560 U	1,620 U [1,440 UJ]	949 U
Mirex	pg/g	373 U	1,720	1,650 [1,100]	1,850
Oxychlordane	pg/g	66,000 J	28,600	28,100 [19,100]	36,800
Trans-chlordane	pg/g	59,600	27,800	39,400 [28,100]	40,200
Trans-heptachlor epoxide	pg/g	20,100 J	6,000	708 U [4,300]	11,300
Trans-nonachlor	pg/g	397,000 J	185,000	176,000 [109,000]	196,000
Total Alpha + Gamma Chlordane	pg/g	308,000 J	151,000	157,000 J [86,300 J]	151,000
Total DDT (2,4)	pg/g	73,600	446,000	48,500 J [33,900 J]	459,000 J
Total DDT (4,4)	pg/g	4,440,000 J	13,900,000 J	1,950,000 J [1,340,000 J]	9,120,000 J
Total DDT (2,4 & 4,4)	pg/g	4,510,000 J	14,300,000 J	2,000,000 J [1,370,000 J]	9,580,000 J
PCB Congeners					
PCB-1	ng/kg	472 B	600 B	538 B [489 B]	1,930 B
PCB-2	ng/kg	99.2	104	158 [134]	84.4 U
PCB-3	ng/kg	43.2 U	42.4 U	45.0 U [39.6 U]	193 JB
PCB-4	ng/kg	13,100 E	7,840	7,670 [6,520]	59,800 E
PCB-5	ng/kg	69.2 J	93.6 J	37.8 J [44.4 J]	128 J
PCB-6	ng/kg	2,470	1,880	1,150 [970]	23,500
PCB-7	ng/kg	356	334	368 [211]	585
PCB-8	ng/kg	12,500 E	9,880	6,000 [5,590]	33,200
PCB-9	ng/kg	392	318	168 [157]	990
PCB-10	ng/kg	848	580	567 [430]	2,350
PCB-11	ng/kg	2,590 B	2,290 B	3,610 B [3,550 B]	2,020 B
PCB-12/13	ng/kg	300	232	334 [313]	1,240
PCB-14	ng/kg	31.5 U	30.8 U	61.3 J [34.3 J]	96.6 U
PCB-15	ng/kg	1,950	744	2,060 [1,860]	2,130
PCB-16	ng/kg	25,000 EJ	18,200 E	11,400 [10,200]	50,700 E
PCB-17	ng/kg	58,800 BEJ	46,800 BE	27,200 BE [23,700 BE]	205,000 BE
PCB-18/30	ng/kg	79,200 BEJ	56,000 BE	31,500 BE [27,700 BE]	268,000 BE
PCB-19	ng/kg	R	5,320	4,210 [3,780]	48,500 E
PCB-20/28	ng/kg	632,000 BEJ	608,000 BE	273,000 BE [276,000 BE]	2,590,000 BE
PCB-21/33	ng/kg	10,200	7,560	3,920 [3,960]	31,500

Table C-12
Lipid Normalized Mummichog (Whole Body) Analytical Results

Sample Name: / Date Analyzed:	Units	NB03WMU122C 09/10/15	NB03WMU129 09/10/15	NB03WMU133 09/10/15	NB03WMU135 09/10/15
PCB-22	ng/kg	58,000 EJ	52,000 E	32,000 E [29,600 E]	195,000 E
PCB-23	ng/kg	139	139	61.3 J [46.3 J]	320
PCB-24	ng/kg	932 J	608	217 [188]	1,800
PCB-25	ng/kg	13,800 E	10,000	7,460 [6,780]	79,500 E
PCB-26/29	ng/kg	35,100 E	27,700 E	17,400 [15,000]	167,000 E
PCB-27	ng/kg	12,800 EJ	7,960	4,790 [4,190]	67,800 E
PCB-31	ng/kg	219,000 EJ	202,000 E	120,000 E [114,000 E]	759,000 E
PCB-32	ng/kg	108,000 EJ	87,600 E	53,300 E [50,000 E]	366,000 E
PCB-34	ng/kg	780	664	425 [385]	4,560
PCB-35	ng/kg	66.0 J	34.6 U	84.2 [73.7]	182 J
PCB-36	ng/kg	40.4 J	48.8 J	32.6 U [28.8 U]	96.6 U
PCB-37	ng/kg	4,560	3,610	2,810 [2,650]	21,700
PCB-38	ng/kg	285	200	101 [92.2]	1,390
PCB-39	ng/kg	252	280	167 [143]	3,320
PCB-40/71	ng/kg	216,000 EJ	246,000 E	99,200 E [95,600 E]	1,130,000 E
PCB-41	ng/kg	10,000 J	15,400	4,460 [4,810]	84,100 E
PCB-42	ng/kg	134,000 EJ	161,000 E	58,800 E [57,800 E]	922,000 E
PCB-43	ng/kg	18,200 J	19,500	7,170 [6,560]	97,600 E
PCB-44/47/65	ng/kg	772,000 EJ	708,000 E	301,000 E [295,000 E]	4,070,000 E
PCB-45	ng/kg	23,600 E	22,400	11,400 [10,400]	198,000 E
PCB-46	ng/kg	5,040	4,200	2,050 [1,830]	33,700
PCB-48	ng/kg	15,500 J	16,900	7,460 [6,740]	210,000 E
PCB-49/69	ng/kg	636,000 EJ	596,000 E	231,000 E [217,000 E]	3,780,000 E
PCB-50/53	ng/kg	55,600 EJ	41,600	21,400 [19,100]	290,000 E
PCB-51	ng/kg	70,400 EJ	36,800 E	31,300 E [31,900 E]	143,000 E
PCB-52	ng/kg	772,000 BEJ	764,000 BE	275,000 BE [249,000 BE]	4,200,000 BE
PCB-54	ng/kg	1,950	556	821 [767]	3,050
PCB-55	ng/kg	2,010 J	1,960	1,120 J [530 J]	8,440
PCB-56	ng/kg	34,600 E	R	19,000 [17,500]	259,000 E
PCB-57	ng/kg	928	844	775 J [370 J]	5,000
PCB-58	ng/kg	876	912	588 [596]	3,830
PCB-60	ng/kg	123,000 EJ	189,000 E	50,000 E [48,900 E]	1,220,000 E
PCB-61/70/74/76	ng/kg	796,000 EJ	1,040,000 E	337,000 E [336,000 E]	6,070,000 E
PCB-62/75	ng/kg	60,400	55,200	23,600 [22,200]	334,000 E
PCB-63	ng/kg	36,000 EJ	45,200 E	17,500 [17,000]	211,000 E
PCB-64	ng/kg	399,000 EJ	480,000 E	165,000 E [162,000 E]	2,850,000 E
PCB-66	ng/kg	976,000 BEJ	1,240,000 BE	326,000 BE [333,000 BE]	8,950,000 BE
PCB-67	ng/kg	3,320	2,440	1,470 [1,470]	14,700
PCB-68	ng/kg	10,500	8,080	5,000 [4,890]	27,600
PCB-72	ng/kg	12,600	12,000	6,460 [6,260]	42,900
PCB-73	ng/kg	2,240 J	1,910	604 [870]	8,880
PCB-77	ng/kg	R	R	R [R]	103,000 E
PCB-78	ng/kg	63.2 U	61.6 U	65.4 U [57.4 U]	193 U
PCB-79	ng/kg	3,270 J	4,920	1,760 [1,430]	20,500
PCB-80	ng/kg	43.2 U	42.4 U	45.0 U [39.6 U]	133 U

Table C-12
Lipid Normalized Mummichog (Whole Body) Analytical Results

Sample Name: / Date Analyzed:	Units	NB03WMU122C 09/10/15	NB03WMU129 09/10/15	NB03WMU133 09/10/15	NB03WMU135 09/10/15
PCB-81	ng/kg	1,100	1,320	525 [470]	11,400
PCB-82	ng/kg	22,400 J	55,600 E	13,700 [13,600]	341,000 E
PCB-83	ng/kg	18,700 J	27,600 E	10,200 [8,590]	169,000 E
PCB-84	ng/kg	43,200 EJ	70,400 E	23,000 [23,100 E]	322,000 E
PCB-85/116/117	ng/kg	223,000 EJ	328,000 E	99,200 E [97,000 E]	1,420,000 E
PCB-86/87/97/109/119/125	ng/kg	468,000 EJ	R	234,000 E [229,000 E]	2,630,000 E
PCB-88	ng/kg	324 J	327	341 J [123 J]	1,600
PCB-89	ng/kg	4,480	7,360	2,160 [2,190]	45,900
PCB-90/101/113	ng/kg	932,000 BEJ	1,180,000 BE	394,000 BE [370,000 BE]	4,200,000 BE
PCB-91	ng/kg	138,000 EJ	185,000 E	63,800 E [64,400 E]	680,000 E
PCB-92	ng/kg	213,000 EJ	286,000 E	120,000 E [114,000 E]	773,000 E
PCB-93/100	ng/kg	51,600 EJ	19,400	16,700 [16,700]	60,500
PCB-94	ng/kg	2,130	1,940	750 [681]	13,000
PCB-95	ng/kg	472,000 EJ	R	R [R]	R
PCB-96	ng/kg	1,380	1,320	588 [552]	10,500
PCB-98/102	ng/kg	28,900	32,900	12,500 [12,500]	160,000 E
PCB-99	ng/kg	848,000 EJ	1,040,000 E	358,000 E [359,000 E]	3,880,000 E
PCB-103	ng/kg	17,600 J	11,000	6,920 [6,630]	35,100
PCB-104	ng/kg	2,590	564	875 [885]	1,350
PCB-105	ng/kg	303,000 EJ	524,000 E	140,000 E [136,000 E]	2,160,000 E
PCB-106	ng/kg	66.8 U	65.2 U	69.2 U [61.1 U]	205 U
PCB-107	ng/kg	82,400 EJ	114,000 E	42,900 E [41,900 E]	344,000 E
PCB-108/124	ng/kg	11,400	17,600	6,670 [6,300]	63,900
PCB-110/115	ng/kg	1,020,000 EJ	1,680,000 E	521,000 E [530,000 E]	5,390,000 E
PCB-111	ng/kg	1,440	1,280	833 [800]	2,270
PCB-112	ng/kg	2,340	2,900	1,680 [1,700]	17,600
PCB-114	ng/kg	23,400 J	36,800 E	10,500 [10,500]	164,000 E
PCB-118	ng/kg	1,150,000 EJ	1,780,000 E	525,000 E [522,000 E]	5,710,000 E
PCB-120	ng/kg	6,800	6,960	3,850 [3,810]	12,700
PCB-121	ng/kg	1,150	540	458 [43.3 U]	1,160
PCB-122	ng/kg	644	648	137 J [496 J]	3,540
PCB-123	ng/kg	19,600	29,900 E	8,540 [7,960]	140,000 E
PCB-126	ng/kg	2,900	4,720	1,710 [1,540]	15,100
PCB-127	ng/kg	1,180	1,740	604 [622]	3,100
PCB-128/166	ng/kg	123,000 EJ	229,000 E	77,900 E [77,000 E]	363,000 E
PCB-129/138/163	ng/kg	1,400,000 EJ	2,000,000 E	992,000 E [985,000 E]	2,830,000 E
PCB-130	ng/kg	72,000 EJ	104,000 E	51,300 E [49,300 E]	168,000 E
PCB-131	ng/kg	1,700	3,710	1,300 [1,320]	9,290
PCB-132	ng/kg	164,000 EJ	294,000 E	130,000 E [129,000 E]	466,000 E
PCB-133	ng/kg	26,700 EJ	31,100 E	19,200 [18,800]	42,900
PCB-134	ng/kg	18,700 J	32,000 E	14,200 [14,200]	57,100
PCB-135/151	ng/kg	280,000 EJ	340,000 E	214,000 E [226,000 E]	507,000 E
PCB-136	ng/kg	28,800 EJ	46,800 E	22,300 [22,000 E]	74,100 E
PCB-137	ng/kg	59,200 EJ	88,000 E	31,500 E [30,800 E]	165,000 E
PCB-139/140	ng/kg	19,000	28,000	9,380 [9,220]	41,500

Table C-12
Lipid Normalized Mummichog (Whole Body) Analytical Results

Sample Name: / Date Analyzed:	Units	NB03WMU122C 09/10/15	NB03WMU129 09/10/15	NB03WMU133 09/10/15	NB03WMU135 09/10/15
PCB-141	ng/kg	158,000 EJ	218,000 E	153,000 E [146,000 E]	341,000 E
PCB-142	ng/kg	66.8 U	65.2 U	69.2 U [61.1 U]	290 J
PCB-143	ng/kg	1,260	3,350	1,110 [700]	3,590
PCB-144	ng/kg	35,100 EJ	52,000 E	31,400 E [30,600 E]	74,100 E
PCB-145	ng/kg	159 J	284	101 J [83.0 J]	690
PCB-146	ng/kg	R	275,000 E	184,000 E [175,000 E]	354,000 E
PCB-147/149	ng/kg	640,000 BEJ	888,000 BE	471,000 BE [485,000 BE]	1,090,000 BE
PCB-148	ng/kg	4,240	2,960	1,680 [1,610]	4,170
PCB-150	ng/kg	2,660	1,950	971 [863]	3,800
PCB-152	ng/kg	179 J	183 J	65.0 J [80.0 J]	802
PCB-153/168	ng/kg	1,630,000 BEJ	1,900,000 BE	1,120,000 BE [1,100,000 BE]	2,340,000 BE
PCB-154	ng/kg	37,800 EJ	24,100 E	15,100 [15,400]	39,000
PCB-155	ng/kg	15,400 J	7,560	5,290 [5,110]	7,100
PCB-156/157	ng/kg	112,000 EJ	166,000 E	77,500 E [74,400 E]	307,000 E
PCB-158	ng/kg	108,000 EJ	166,000 E	78,800 E [74,400 E]	232,000 E
PCB-159	ng/kg	128 J	227	82.5 J [147 J]	324 J
PCB-160	ng/kg	536 J	1,120	360 J [415 J]	1,260 J
PCB-161	ng/kg	238	153 J	130 J [46.7 U]	351 J
PCB-162	ng/kg	9,320 J	12,200	7,920 [6,960]	R
PCB-164	ng/kg	53,200 EJ	77,200 E	42,900 E [41,900 E]	119,000 E
PCB-165	ng/kg	R	948	663 [607]	1,350
PCB-167	ng/kg	45,600 EJ	69,600 E	33,400 E [32,600 E]	110,000 E
PCB-169	ng/kg	59.2 U	57.6 U	61.3 U [54.1 U]	181 U
PCB-170	ng/kg	230,000 EJ	268,000 E	261,000 E [227,000 E]	349,000 E
PCB-171/173	ng/kg	R	R	R [R]	83,200
PCB-172	ng/kg	47,600 EJ	55,600 E	50,000 E [46,300 E]	66,100
PCB-174	ng/kg	R	152,000 E	147,000 E [137,000 E]	193,000 E
PCB-175	ng/kg	R	15,400	12,700 [11,700]	14,300
PCB-176	ng/kg	15,500	21,300	16,400 [15,300]	24,000
PCB-177	ng/kg	R	R	R [R]	R
PCB-178	ng/kg	R	82,400 E	69,600 E [64,100 E]	93,700 E
PCB-179	ng/kg	28,800 EJ	41,600 E	20,300 [19,900]	52,200
PCB-180/193	ng/kg	720,000 EJ	R	R [R]	866,000 E
PCB-181	ng/kg	R	R	R [R]	R
PCB-182	ng/kg	R	2,450	1,400 [1,410]	2,800
PCB-183/185	ng/kg	R	254,000 E	210,000 E [193,000 E]	235,000 E
PCB-184	ng/kg	1,300	928	554 [485]	717
PCB-186	ng/kg	59.2 U	89.2 J	61.3 U [54.1 U]	181 U
PCB-187	ng/kg	544,000 EJ	568,000 E	467,000 E [437,000 E]	627,000 E
PCB-188	ng/kg	1,930	1,340	675 [681]	1,670
PCB-189	ng/kg	8,320	9,720	8,500 [8,040]	14,400
PCB-190	ng/kg	49,200 EJ	56,000 E	52,500 E [47,000 E]	71,000
PCB-191	ng/kg	11,200 J	13,600	11,800 [10,700]	13,400
PCB-192	ng/kg	152 J	65.6 J	59.6 J [46.7 U]	157 U
PCB-194	ng/kg	89,600 EJ	102,000 E	90,000 E [89,300 E]	118,000 E

Table C-12
Lipid Normalized Mummichog (Whole Body) Analytical Results

Sample Name: / Date Analyzed:	Units	NB03WMU122C 09/10/15	NB03WMU129 09/10/15	NB03WMU133 09/10/15	NB03WMU135 09/10/15
PCB-195	ng/kg	34,700 J	39,200 E	38,000 E [38,900 E]	44,600
PCB-196	ng/kg	67,200 EJ	71,200 E	66,700 E [64,800 E]	68,500
PCB-197/200	ng/kg	4,440 J	13,200	4,790 J [R]	14,300
PCB-198/199	ng/kg	161,000 EJ	164,000 E	152,000 E [141,000 E]	188,000
PCB-201	ng/kg	19,100 J	22,700	15,100 [14,900]	19,100
PCB-202	ng/kg	50,000 EJ	55,200 E	34,300 [33,000 E]	48,800
PCB-203	ng/kg	98,400 EJ	104,000 E	88,800 E [87,800 E]	116,000 E
PCB-204	ng/kg	207	192	139 J [124 J]	254 U
PCB-205	ng/kg	3,100	3,920	3,320 [3,200]	4,880
PCB-206	ng/kg	40,000 EJ	63,600 E	34,400 [35,300 E]	49,300
PCB-207	ng/kg	7,440	10,200	6,000 [6,330]	6,020
PCB-208	ng/kg	20,600 J	30,600	17,500 [18,200]	20,100
PCB-209	ng/kg	22,800	40,400 E	22,800 [22,600]	19,200
Total PCB Congeners (209)	ng/kg	19,900,000 J	23,700,000 J	10,900,000 J [10,700,000 J]	82,200,000 J
Semivolatiles					
1,2,4,5-Tetrachlorobenzene	ug/kg	13,000 U	13,000 U	14,000 U [12,000 U]	8,000 U
1,2-Diphenylhydrazine	ug/kg	13,000 U	13,000 U	14,000 U [12,000 U]	8,000 U
1-Methylnaphthalene	ug/kg	100 U	100 U	110 U [96 U]	320 U
2,3,4,6-Tetrachlorophenol	ug/kg	52,000 U	52,000 U	54,000 U [48,000 U]	32,000 U
2,4,5-Trichlorophenol	ug/kg	13,000 U	13,000 U	14,000 U [12,000 U]	8,000 U
2,4,6-Trichlorophenol	ug/kg	13,000 U	13,000 U	14,000 U [12,000 U]	8,000 U
2,4-Dichlorophenol	ug/kg	13,000 U	13,000 U	14,000 U [12,000 U]	8,000 U
2,4-Dimethylphenol	ug/kg	13,000 U	13,000 U	14,000 U [12,000 U]	8,000 U
2,4-Dinitrophenol	ug/kg	240,000 UJ	240,000 UJ	250,000 UJ [210,000 UJ]	150,000 UJ
2,4-Dinitrotoluene	ug/kg	52,000 U	52,000 U	54,000 U [48,000 U]	32,000 U
2,6-Dinitrotoluene	ug/kg	13,000 U	13,000 U	14,000 U [12,000 U]	8,000 U
2-Chloronaphthalene	ug/kg	5,200 U	5,200 U	5,400 U [4,800 U]	3,200 U
2-Chlorophenol	ug/kg	13,000 U	13,000 U	14,000 U [12,000 U]	8,000 U
2-Methylnaphthalene	ug/kg	120 J	100 U	110 U [96 U]	320 U
2-Methylphenol (o-cresol)	ug/kg	13,000 U	13,000 U	14,000 U [12,000 U]	8,000 U
2-Nitroaniline	ug/kg	13,000 U	13,000 U	14,000 U [12,000 U]	8,000 U
2-Nitrophenol	ug/kg	13,000 U	13,000 U	14,000 U [12,000 U]	8,000 U
3,3'-Dichlorobenzidine	ug/kg	80,000 U	80,000 U	83,000 U [70,000 U]	49,000 U
3-Nitroaniline	ug/kg	52,000 U	52,000 U	54,000 U [48,000 U]	32,000 U
4,6-Dinitro-2-methylphenol	ug/kg	130,000 U	130,000 U	140,000 U [120,000 U]	80,000 U
4-Bromophenyl phenyl ether	ug/kg	13,000 U	13,000 U	14,000 U [12,000 U]	8,000 U
4-Chloro-3-methylphenol	ug/kg	13,000 U	13,000 U	14,000 U [12,000 U]	8,000 U
4-Chloroaniline	ug/kg	26,000 U	26,000 U	28,000 U [24,000 U]	16,000 U
4-Chlorophenyl phenyl ether	ug/kg	13,000 U	13,000 U	14,000 U [12,000 U]	8,000 U
4-Methylphenol (p-cresol)	ug/kg	13,000 U	13,000 U	14,000 U [12,000 U]	8,000 U
4-Nitroaniline	ug/kg	52,000 U	52,000 U	54,000 U [48,000 U]	32,000 U
4-Nitrophenol	ug/kg	130,000 U	130,000 U	140,000 U [120,000 U]	80,000 U
Acenaphthene	ug/kg	100 U	110 J	300 [190 J]	320 U
Acenaphthylene	ug/kg	100 U	100 U	110 U [96 U]	320 U
Acetophenone	ug/kg	13,000 U	13,000 U	14,000 U [12,000 U]	8,000 U

Table C-12
Lipid Normalized Mummichog (Whole Body) Analytical Results

Sample Name: / Date Analyzed:	Units	NB03WMU122C 09/10/15	NB03WMU129 09/10/15	NB03WMU133 09/10/15	NB03WMU135 09/10/15
Anthracene	ug/kg	100 U	100 U	240 J [96 U]	320 U
Atrazine	ug/kg	26,000 U	26,000 U	28,000 U [24,000 U]	16,000 U
Benzaldehyde	ug/kg	52,000 U	52,000 U	54,000 U [48,000 U]	32,000 U
Benzidine	ug/kg	560,000 U	560,000 U	580,000 U [520,000 U]	340,000 U
Benzo(a)anthracene	ug/kg	100 U	100 U	110 U [96 U]	320 U
Benzo(a)pyrene	ug/kg	100 UJ	100 UJ	110 UJ [96 U]	320 U
Benzo(b)fluoranthene	ug/kg	100 UJ	100 UJ	110 UJ [96 U]	320 U
Benzo(g,h,i)perylene	ug/kg	100 UJ	100 UJ	110 UJ [96 U]	320 U
Benzo(j)+(k)fluoranthene	ug/kg	100 UJ	100 UJ	110 UJ [96 U]	320 U
Benzo[e]pyrene	ug/kg	100 U	100 U	110 U [96 U]	320 U
Benzoic acid	ug/kg	130,000 U	130,000 U	140,000 U [120,000 U]	80,000 U
Benzyl butyl phthalate	ug/kg	52,000 U	52,000 U	54,000 U [48,000 U]	32,000 U
Biphenyl (diphenyl)	ug/kg	13,000 U	13,000 U	14,000 U [12,000 U]	8,000 U
Bis(2-chloroethoxy) methane	ug/kg	13,000 U	13,000 U	14,000 U [12,000 U]	8,000 U
Bis(2-chloroethyl) ether (2-Chloroethyl ether)	ug/kg	13,000 U	13,000 U	14,000 U [12,000 U]	8,000 U
Bis(2-chloroisopropyl) ether	ug/kg	13,000 U	13,000 U	14,000 U [12,000 U]	8,000 U
Bis(2-Ethylhexyl) phthalate	ug/kg	52,000 U	52,000 U	54,000 U [48,000 U]	32,000 U
C1-Chrysenes	ug/kg	100 U	100 U	110 U [96 U]	320 U
C1-Fluoranthenes/pyrenes	ug/kg	100 U	100 U	110 U [96 U]	320 U
C1-Fluorenes	ug/kg	100 U	100 U	110 U [96 U]	320 U
C1-Naphthalenes	ug/kg	330	100 U	110 U [96 U]	320 U
C1-Phenanthrene/anthracene	ug/kg	100 U	100 U	110 U [96 U]	320 U
C2-Chrysene	ug/kg	100 U	100 U	110 U [96 U]	320 U
C2-Fluoranthenes/pyrene	ug/kg	100 U	100 U	110 U [96 U]	320 U
C2-Fluorenes	ug/kg	100 U	100 U	110 U [96 U]	320 U
C2-Naphthalenes	ug/kg	100 U	100 U	110 U [96 U]	540 J
C2-Phenanthrene/anthracene	ug/kg	100 U	100 U	110 U [96 U]	320 U
C3-Chrysene	ug/kg	100 U	100 U	110 U [96 U]	320 U
C3-Fluoranthenes/pyrene	ug/kg	100 U	100 U	110 U [96 U]	320 U
C3-Fluorenes	ug/kg	100 U	100 U	110 U [96 U]	320 U
C3-Naphthalenes	ug/kg	100 U	100 U	110 U [96 U]	320 U
C3-Phenanthrene/anthracene	ug/kg	100 U	100 U	110 U [96 U]	320 U
C4-Chrysene	ug/kg	100 U	100 U	110 U [96 U]	320 U
C4-Naphthalenes	ug/kg	100 U	100 U	110 U [96 U]	320 U
C4-Phenanthrene/anthracene	ug/kg	100 U	100 U	110 U [96 U]	320 U
Caprolactam	ug/kg	26,000 U	26,000 U	28,000 U [24,000 U]	16,000 U
Carbazole	ug/kg	13,000 U	13,000 U	14,000 U [12,000 U]	8,000 U
Chrysene	ug/kg	100 U	100 U	120 J+ [96 U]	320 U
Dibenz(a,h)anthracene	ug/kg	100 UJ	100 UJ	110 UJ [96 U]	320 U
Dibenzofuran	ug/kg	13,000 U	13,000 U	14,000 U [12,000 U]	8,000 U
Diethyl phthalate	ug/kg	52,000 U	52,000 U	54,000 U [48,000 U]	32,000 U
Dimethyl phthalate	ug/kg	52,000 U	52,000 U	54,000 U [48,000 U]	32,000 U
Di-n-butyl phthalate	ug/kg	52,000 U	52,000 U	54,000 U [48,000 U]	32,000 U
Di-n-octylphthalate	ug/kg	52,000 U	52,000 U	54,000 U [48,000 U]	32,000 U
Fluoranthene	ug/kg	100 U	100 U	380 J+ [130 J]	320 U

Table C-12
Lipid Normalized Mummichog (Whole Body) Analytical Results

Sample Name: / Date Analyzed:	Units	NB03WMU122C 09/10/15	NB03WMU129 09/10/15	NB03WMU133 09/10/15	NB03WMU135 09/10/15
Fluorene	ug/kg	100 U	100 U	240 J [96 U]	320 U
Hexachlorobutadiene	ug/kg	13,000 U	13,000 U	14,000 U [12,000 U]	8,000 U
Hexachlorocyclopentadiene	ug/kg	130,000 U	130,000 U	140,000 U [120,000 U]	80,000 U
Hexachloroethane	ug/kg	26,000 U	26,000 U	28,000 U [24,000 U]	16,000 U
Indeno(1,2,3-c,d)pyrene	ug/kg	100 UJ	100 UJ	110 UJ [96 U]	320 U
Isophorone	ug/kg	13,000 U	13,000 U	14,000 U [12,000 U]	8,000 U
Naphthalene	ug/kg	100 U	100 U	160 J [96 U]	320 U
Nitrobenzene	ug/kg	13,000 U	13,000 U	14,000 U [12,000 U]	8,000 U
N-Nitrosodi-n-propylamine	ug/kg	13,000 U	13,000 U	14,000 U [12,000 U]	8,000 U
N-Nitrosodiphenylamine	ug/kg	13,000 U	13,000 U	14,000 U [12,000 U]	8,000 U
Pentachlorophenol	ug/kg	26,000 U	26,000 U	28,000 U [24,000 U]	16,000 U
Perylene	ug/kg	100 U	100 U	110 U [96 U]	320 U
Phenanthrene	ug/kg	100 U	100 U	240 J [96 U]	320 U
Phenol	ug/kg	13,000 U	13,000 U	14,000 U [12,000 U]	8,000 U
Pyrene	ug/kg	140 J	100 U	380 J+ [110 J]	320 U
Pyridine	ug/kg	52,000 U	52,000 U	54,000 U [48,000 U]	32,000 U
Total HMW PAHs	ug/kg	140 J	100 U	870 J [240 J]	320 U
Total LMW PAHs	ug/kg	120 J	110 J	1,200 J [190 J]	320 U
Total PAHs	ug/kg	260 J	110 J	2,100 J [430 J]	320 U

Table C-12
Lipid Normalized Mummichog (Whole Body) Analytical Results

Notes:

1. Totals were calculated using detected values only. If all analytes that make up a given total are non-detect, the total will be reported as the highest detection limit of the individual analytes and will be qualified with a "U" flag to indicate it is a non-detect.
2. Total PCB Congeners (209) = sum of 209 individual congener PCBs
3. Total Aroclor PCBs (Sum of 7 Aroclors) = sum of Aroclor-1016, Aroclor-1221, Aroclor-1232, Aroclor-1242, Aroclor-1248, Aroclor-1254, and Aroclor-1260
4. Total Aroclor PCBs (Sum of 9 Aroclors) = sum of Aroclor-1016, Aroclor-1221, Aroclor-1232, Aroclor-1242, Aroclor-1248, Aroclor-1254, Aroclor-1260, Aroclor-1262, and Aroclor-1268
5. Total Alpha + Gamma Chlordane = sum of alpha-Chlordane and gamma-Chlordane
6. Total DDT (2,4) = sum of 2,4'-DDD, 2,4'-DDE, and 2,4'-DDT
7. Total DDT (4,4) = sum of 4,4'-DDD, 4,4'-DDE, and 4,4'-DDT
8. Total DDT (2,4 & 4,4) = sum of 2,4'-DDD, 2,4'-DDE, 2,4'-DDT, 4,4'-DDD, 4,4'-DDE, and 4,4'-DDT
9. Total HMW PAHs = sum of fluoranthene, pyrene, benzo(a)anthracene, chrysene, benzo(b)fluoranthene, benzo(k)fluoranthene, benzo(a)pyrene, indeno(1,2,3-cd)pyrene, dibenzo(a,h)anthracene, and benzo(g,h,i)perylene.
10. Total LMW PAHs = sum of naphthalene, 2-methylnaphthalene, acenaphthylene, acenaphthene, fluorene, phenanthrene, and anthracene.
11. Total PAHs = sum of Total LMW PAHs and Total HMW PAHs.

DDD = dichlorodiphenyldichloroethane
DDE = dichlorodiphenyldichloroethylene
DDT = dichlorodiphenyltrichloroethane
HMW = high molecular weight
LMW = low molecular weight
PAH = polycyclic aromatic hydrocarbon
PCB = polychlorinated biphenyl

% = percent
mg/kg = milligrams per kilogram
ng/g = nanograms per gram
ng/kg = nanograms per kilogram
pg/g = picograms per gram
ug/kg = micrograms per kilogram

Table C-13
Lipid Normalized Striped Killifish (Whole Body) Analytical Results

Sample Name: / Date Analyzed:	Units	NB03WSK122A 08/22/15	NB03WSK122B 09/12/15	NB03WSK123A 09/10/15	NB03WSK123B 09/10/15	NB03WSK124 09/12/15	NB03WSK127A 09/10/15	NB03WSK127B 09/10/15
Dioxins/Furans								
1,2,3,4,6,7,8-HpCDD	ng/kg	318 JB	54.1 JB	40.7 JB	25.4 JBQ	11.8 JB	19.0 JB	22.6 JBQ
1,2,3,4,6,7,8-HpCDF	ng/kg	4,170 B	359 B	82.0 JB	11.7 JBQ	44.1 JBQ	7.28 JBQ	41.7 JB
1,2,3,4,7,8,9-HpCDF	ng/kg	26.9 U	8.89 JBQ	6.50 JBQ	4.04 JBQ	3.02 U	3.49 U	3.88 U
1,2,3,4,7,8-HxCDD	ng/kg	85.2 JQ	8.51 JBQ	2.69 JBQ	2.44 JBQ	1.22 JBQ	3.33 JBQ	2.83 JBQ
1,2,3,4,7,8-HxCDF	ng/kg	938 JB	51.4 J	16.6 J	13.1 JQ	5.37 JQ	9.87 J	6.21 J
1,2,3,6,7,8-HxCDD	ng/kg	84.8 JBQ	9.70 JBQ	7.40 JBQ	5.35 JB	3.02 JB	3.23 JBQ	4.90 JBQ
1,2,3,6,7,8-HxCDF	ng/kg	1,620 JB	148 CQ	38.0 JB	38.5 JB	20.0 JB	29.0 JB	26.4 JB
1,2,3,7,8,9-HxCDD	ng/kg	71.7 JBQ	8.78 JBQ	6.70 JBQ	5.04 JBQ	3.71 JBQ	3.64 JBQ	3.00 JBQ
1,2,3,7,8,9-HxCDF	ng/kg	46.6 JB	4.16 JB	7.27 JBQ	1.66 JBQ	1.00 JBQ	1.61 JB	1.46 U
1,2,3,7,8-PCDD	ng/kg	32.8 U	11.4 JBQ	16.2 JBQ	13.8 JBQ	7.08 JB	4.15 U	18.4 JBQ
1,2,3,7,8-PCDF	ng/kg	15.4 U	36.0 JQ	61.7 JQ	65.0 J	4.29 JQ	45.6 J	46.0 J
2,3,4,6,7,8-HxCDF	ng/kg	83.1 JBQ	7.27 JB	3.09 JBQ	2.17 JBQ	2.33 JB	2.54 JB	2.57 JB
2,3,4,7,8-PCDF	ng/kg	2,380 BC	381 BC	95.0 JB	76.5 JB	44.1 JBQ	5.95 JBQ	8.55 JBQ
2,3,7,8-TCDD	ng/kg	13,500	1,070 B	817 B	669 B	322 B	464 B	338 B
2,3,7,8-TCDF	ng/kg	322 JBQ	25.1 J	22.8 J	15.3 J	12.2 JQ	19.5 J	19.6 J
OCDD	ng/kg	2,560 JB	357 B	236 JB	170 JB	59.0 JB	122 JBQ	126 JBQ
OCDF	ng/kg	1,120 JB	80.5 JB	29.3 JB	21.9 JB	10.3 JB	14.4 JBQ	10.3 JBQ
Butyltins								
Dibutyltin	ug/kg	450 U	35 U	43 U	27 U	27 U	33 U	29 U
Monobutyltin	ug/kg	6,900 UCN	540 UCN	700 UCN	420 UCN	410 UCN	510 UCN	480 UCN
Tetra-n-butyltin	ug/kg	590 U	46 U	57 U	35 U	33 U	44 U	38 U
Tributyltin	ug/kg	520 UJ	41 U	50 U	31 U	29 U	38 U	33 U
Aroclor PCBs								
Aroclor 1016	ug/kg	12,000 U	950 U	1,200 U	750 U	730 U	900 U	860 U
Aroclor 1221	ug/kg	16,000 U	1,200 U	1,500 U	940 U	940 U	1,200 U	1,100 U
Aroclor 1232	ug/kg	27,000 U	2,100 U	2,600 U	1,600 U	1,600 U	2,000 U	1,900 U
Aroclor 1242	ug/kg	11,000 U	860 U	1,100 U	690 U	670 U	820 U	790 U
Aroclor 1248	ug/kg	11,000 U	15,000 JP	60,000	35,000	670 U	12,000	9,300
Aroclor 1254	ug/kg	190,000	16,000	32,000	17,000	8,200	16,000	12,000
Aroclor 1260	ug/kg	17,000 U	1,300 U	1,600 U	1,000 U	1,000 U	1,200 U	1,100 U
Aroclor 1262	ug/kg	11,000 U	3,200 J	5,000 JP	2,700 JP	1,600 J	3,600 JP	2,400 JP
Aroclor 1268	ug/kg	11,000 U	860 U	1,100 U	690 U	670 U	820 U	790 U
Total Aroclor PCBs (Sum Of 7 Aroclors)	ug/kg	190,000	32,000 J	92,000	52,000	8,200	28,000	21,000
Total Aroclor PCBs (Sum Of 9 Aroclors)	ug/kg	190,000	35,000 J	97,000 J	55,000 J	9,700 J	32,000 J	24,000 J
Pesticides								
2,4'-DDD	pg/g	4,410,000 D	235,000	232,000	167,000	161,000	182,000	302,000
2,4'-DDE	pg/g	4,140,000 D	273,000	215,000	159,000 J	100,000	308,000 J	240,000 J
2,4'-DDT	pg/g	70,000 D	3,050	3,530	2,810	12,800	1,650	10,500
4,4'-DDD	pg/g	19,800,000 D	1,590,000 D	1,520,000 D	1,240,000 D	1,140,000 D	887,000 DJ	1,860,000 D
4,4'-DDE	pg/g	33,700,000 BED	2,920,000 BD	2,940,000 BD	2,350,000 BD	1,770,000 D	2,500,000 BDJ	2,480,000 BDJ
4,4'-DDT	pg/g	1,100,000 D	67,600 B	42,000 B	38,800 B	141,000	22,900 B	115,000 B
Aldrin	pg/g	7,280 JD	530 J	883 J	667 J	731	235 U	218 U
Alpha BHC	pg/g	12,100 JD	943 J	1,180	963	720	1,190	152 U
Alpha endosulfan	pg/g	19,800 UD	1,550 U	1,910 U	1,200 U	1,170 U	1,470 U	1,370 U

Table C-13
Lipid Normalized Striped Killifish (Whole Body) Analytical Results

Sample Name: / Date Analyzed:	Units	NB03WSK122A 08/22/15	NB03WSK122B 09/12/15	NB03WSK123A 09/10/15	NB03WSK123B 09/10/15	NB03WSK124 09/12/15	NB03WSK127A 09/10/15	NB03WSK127B 09/10/15
Beta BHC	pg/g	26,700 JD	1,310	1,370	1,180	894	1,120	1,530
Beta endosulfan	pg/g	20,100 UD	1,580 U	1,940 U	1,210 U	1,190 U	1,490 U	1,390 U
cis-Chlordane	pg/g	6,660,000 D	511,000 D	813,000 D	133,000	524,000 BD	97,900	162,000
cis-Nonachlor	pg/g	2,470,000 D	229,000	292,000	204,000	182,000	117,000	168,000
Delta BHC	pg/g	1,750 UD	134 J	169 U	R	105 J	130 U	121 U
Dieldrin	pg/g	3,970,000 D	289,000	380,000	185,000	183,000	239,000	213,000
Endosulfan sulfate	pg/g	154,000 D	8,030	13,600	1,900 J	729 J	7,100	1,510 U
Endrin	pg/g	4,790 UD	568 J	1,150	1,080	592 J	1,280	1,840
Endrin aldehyde	pg/g	45,200 UD	3,540 U	4,370 U	2,730 U	2,670 U	3,360 U	3,120 U
Endrin ketone	pg/g	26,200 UD	2,050 U	2,530 U	1,580 U	1,550 U	1,950 U	1,810 U
Gamma BHC (Lindane)	pg/g	9,590 JD	624 J	897 J	513 J	402 J	536 J	643 J
Heptachlor	pg/g	11,200 UD	878 U	337 J	242 J	357 J	153 J	774 U
Heptachlor epoxide	pg/g	469,000 D	40,800	53,700	40,200	37,300	22,000	32,400
Hexachlorobenzene	pg/g	24,500 JBD	892 JB	420 JB	417 JB	1,500 B	467 JB	405 JB
Methoxychlor	pg/g	13,400 UDJ	1,050 UJ	1,300 UJ	810 UJ	794 UJ	997 UJ	926 UJ
Mirex	pg/g	82,400 DJ	5,430 J	15,100	10,900	2,020 J	2,020	2,670
Oxychlordane	pg/g	1,540,000 D	127,000	78,700	64,200	72,700	35,900	67,400
Trans-chlordane	pg/g	1,700,000 D	172,000	229,000	123,000	143,000	75,600	102,000
Trans-heptachlor epoxide	pg/g	397,000 D	23,200	20,800	13,500	55,900	7,130	24,800
Trans-nonachlor	pg/g	5,930,000 D	559,000	613,000 D	438,000 D	392,000 D	303,000	488,000
Total Alpha + Gamma Chlordane	pg/g	8,360,000	683,000	1,040,000	256,000	668,000	174,000	264,000
Total DDT (2,4)	pg/g	8,620,000	511,000	451,000	329,000 J	274,000	491,000 J	553,000 J
Total DDT (4,4)	pg/g	54,600,000	4,580,000	4,500,000	3,630,000	3,040,000	3,410,000 J	4,450,000 J
Total DDT (2,4 & 4,4)	pg/g	63,200,000	5,090,000	4,950,000	3,960,000 J	3,320,000	3,900,000 J	5,010,000 J
PCB Congeners								
PCB-1	ng/kg	10,300	1,150 B	2,110 B	1,590 B	516 B	823 B	688 B
PCB-2	ng/kg	1,380 J	127	127 J	76.7 J	48.0	99.5	44.8 J
PCB-3	ng/kg	1,850 U	29.2 U	180 U	111 U	22.2 U	27.2 U	25.2 U
PCB-4	ng/kg	274,000	27,600 E	76,300 E	62,100 E	16,300 E	19,200 E	19,300 E
PCB-5	ng/kg	2,730 J	194	677 J	713	82.2 J	102 J	70.2 J
PCB-6	ng/kg	61,000	5,730	42,700	35,400 E	2,630	2,850	5,020
PCB-7	ng/kg	7,380	732	3,470	3,020	378	390	286
PCB-8	ng/kg	242,000 B	21,800 E	90,700 E	81,900 E	10,400 E	11,200 E	10,000 E
PCB-9	ng/kg	18,000	1,680	7,300	6,730	759	879	655
PCB-10	ng/kg	22,100	2,240	5,370	5,080	1,810	2,020	2,190
PCB-11	ng/kg	28,900 B	2,250 B	1,590 JB	1,080 B	1,270 B	1,860 B	1,050 B
PCB-12/13	ng/kg	7,240 J	424	1,290	977	195	272	250
PCB-14	ng/kg	1,340 U	22.0 J	131 U	80.6 U	19.7 J	19.8 U	18.4 U
PCB-15	ng/kg	13,500	2,370	2,180	1,010	1,200	695	381
PCB-16	ng/kg	452,000 B	41,100 E	104,000 E	97,700 E	19,400 E	24,800 E	17,200 E
PCB-17	ng/kg	1,600,000 BE	147,000 BE	523,000 BE	423,000 BE	67,100 BE	92,100 BE	75,200 BE
PCB-18/30	ng/kg	2,470,000 BE	245,000 BE	797,000 BE	629,000 BE	98,400 BE	145,000 BE	114,000 BE
PCB-19	ng/kg	303,000	R	81,000 E	65,000 E	R	17,700 E	15,900 E
PCB-20/28	ng/kg	9,830,000 BE	968,000 BE	4,270,000 BE	2,880,000 BE	439,000 BE	544,000 BE	379,000 BE
PCB-21/33	ng/kg	417,000	35,400 E	84,700	81,900 E	13,900 E	16,700 E	11,500

Table C-13
Lipid Normalized Striped Killifish (Whole Body) Analytical Results

Sample Name: / Date Analyzed:	Units	NB03WSK122A 08/22/15	NB03WSK122B 09/12/15	NB03WSK123A 09/10/15	NB03WSK123B 09/10/15	NB03WSK124 09/12/15	NB03WSK127A 09/10/15	NB03WSK127B 09/10/15
PCB-22	ng/kg	510,000 E	53,500 E	161,000 E	149,000 E	25,300 E	21,400 E	19,900 E
PCB-23	ng/kg	3,620	286	863	679	113	166	98.3
PCB-24	ng/kg	29,900	2,670	10,500	8,580	1,330	1,620	990
PCB-25	ng/kg	227,000	19,800 E	97,700 E	82,300 E	9,450 E	10,000 E	10,500 E
PCB-26/29	ng/kg	569,000	52,200 E	236,000 E	195,000 E	28,200 E	28,700 E	30,700 E
PCB-27	ng/kg	311,000	27,300 E	95,700 E	80,600 E	14,700 E	18,900 E	16,800 E
PCB-31	ng/kg	3,450,000 BE	341,000 E	1,220,000 E	921,000 E	162,000 E	181,000 E	161,000 E
PCB-32	ng/kg	938,000 E	83,800 E	320,000 E	294,000 E	40,600 E	50,800 E	41,000 E
PCB-34	ng/kg	24,000	2,010	7,870	6,770	727	1,080	933
PCB-35	ng/kg	1,510 U	42.4 J	147 U	90.8 U	18.3 U	22.3 U	20.7 U
PCB-36	ng/kg	1,340 U	21.2 U	131 U	80.6 U	16.2 U	19.8 U	18.4 U
PCB-37	ng/kg	100,000	4,810	15,400	11,600	2,200	2,490	1,750
PCB-38	ng/kg	19,200	489	1,910	1,480	243	256	235
PCB-39	ng/kg	60,700	2,050	7,070	5,940	837	1,310	962
PCB-40/71	ng/kg	2,070,000 E	197,000 E	663,000 E	592,000 E	91,600 E	121,000 E	90,000 E
PCB-41	ng/kg	234,000	20,000 E	86,700	90,200 E	11,100	15,000 E	10,400
PCB-42	ng/kg	3,830,000 E	332,000 E	1,220,000 E	956,000 E	159,000 E	212,000 E	158,000 E
PCB-43	ng/kg	466,000	36,200 E	102,000 E	83,800 E	13,100 E	27,900 E	16,800 E
PCB-44/47/65	ng/kg	15,900,000 BE	1,440,000 E	4,300,000 E	3,350,000 E	586,000 E	864,000 E	619,000 E
PCB-45	ng/kg	652,000	55,900 E	231,000 E	197,000 E	27,100 E	38,500 E	30,000 E
PCB-46	ng/kg	247,000	17,800 E	54,300	49,600	9,310	12,300	9,930
PCB-48	ng/kg	1,810,000 E	147,000 E	477,000 E	381,000 E	54,500 E	93,600 E	62,900 E
PCB-49/69	ng/kg	13,800,000 E	1,250,000 E	4,070,000 E	3,040,000 E	494,000 E	790,000 E	536,000 E
PCB-50/53	ng/kg	1,380,000	121,000 E	323,000 E	267,000 E	54,900 E	75,100 E	60,000 E
PCB-51	ng/kg	1,190,000 E	98,100 E	149,000 E	126,000 E	35,300 E	42,800 E	34,000 E
PCB-52	ng/kg	18,400,000 BE	1,660,000 BE	5,330,000 BE	4,020,000 BE	724,000 BE	1,220,000 BE	814,000 BE
PCB-54	ng/kg	75,500	5,380	6,570	5,670	2,100	2,670	2,170
PCB-55	ng/kg	2,020 U	1,790	8,770	5,380	1,340	1,160	986
PCB-56	ng/kg	270,000	30,500 E	92,000	95,800 E	14,100 E	12,900	12,000
PCB-57	ng/kg	9,240	816	4,930	4,690	573	456	467
PCB-58	ng/kg	6,860 J	919	2,510	2,330	533	387	490
PCB-60	ng/kg	1,950,000 E	197,000 E	973,000 E	719,000 E	89,400 E	115,000 E	77,400 E
PCB-61/70/74/76	ng/kg	12,700,000 E	1,200,000 E	4,970,000 E	3,520,000 E	524,000 E	710,000 E	514,000 E
PCB-62/75	ng/kg	1,290,000	118,000 E	397,000 E	323,000 E	58,200 E	72,800 E	58,600 E
PCB-63	ng/kg	583,000	50,500 E	163,000 E	135,000 E	23,500 E	32,100 E	24,000 E
PCB-64	ng/kg	6,140,000 E	619,000 E	2,290,000 E	1,730,000 E	245,000 E	349,000 E	250,000 E
PCB-66	ng/kg	17,500,000 BE	1,590,000 BE	5,770,000 BE	4,830,000 BE	629,000 BE	887,000 BE	564,000 BE
PCB-67	ng/kg	33,100	4,700	9,970	10,000	1,990	2,850	2,030
PCB-68	ng/kg	172,000	14,800	26,700	22,300	6,470	8,970	7,500
PCB-72	ng/kg	176,000	15,600	35,000	29,600	8,020	11,300	9,240
PCB-73	ng/kg	47,600	5,110	9,430	13,400	1,920	2,640	1,600
PCB-77	ng/kg	99,000	R	37,000	41,300	R	R	R
PCB-78	ng/kg	2,690 U	42.4 U	261 U	161 U	32.5 U	39.7 U	36.9 U
PCB-79	ng/kg	105,000	6,350	15,600	14,400	4,020	6,640	5,070
PCB-80	ng/kg	1,850 U	29.2 U	180 U	111 U	22.2 U	27.2 U	25.2 U

Table C-13
Lipid Normalized Striped Killifish (Whole Body) Analytical Results

Sample Name: / Date Analyzed:	Units	NB03WSK122A 08/22/15	NB03WSK122B 09/12/15	NB03WSK123A 09/10/15	NB03WSK123B 09/10/15	NB03WSK124 09/12/15	NB03WSK127A 09/10/15	NB03WSK127B 09/10/15
PCB-81	ng/kg	15,100	1,340	7,070	6,540	814	905	750
PCB-82	ng/kg	1,550,000 E	125,000 E	307,000 E	258,000 E	65,500 E	105,000 E	73,800 E
PCB-83	ng/kg	776,000	70,300 E	129,000 E	122,000 E	31,600 E	63,100 E	41,200 E
PCB-84	ng/kg	1,780,000 E	122,000 E	243,000 E	217,000 E	66,700 E	123,000 E	90,000 E
PCB-85/116/117	ng/kg	3,690,000 E	330,000 E	657,000 E	538,000 E	143,000 E	259,000 E	172,000 E
PCB-86/87/97/109/119/125	ng/kg	9,240,000 E	838,000 E	1,530,000 E	1,250,000 E	378,000 E	R	467,000 E
PCB-88	ng/kg	3,690 U	570	1,820	1,740	214	354	164
PCB-89	ng/kg	157,000	11,800	26,700	22,300	4,530	7,080	4,950
PCB-90/101/113	ng/kg	22,800,000 E	2,130,000 BE	2,990,000 BE	2,350,000 BE	849,000 BE	1,630,000 BE	1,010,000 BE
PCB-91	ng/kg	2,250,000 E	191,000 E	310,000 E	267,000 E	84,100 E	164,000 E	110,000 E
PCB-92	ng/kg	3,590,000 E	R	460,000 E	383,000 E	148,000 E	R	R
PCB-93/100	ng/kg	962,000	78,900 E	63,700	54,400	25,300 E	47,900 E	29,500 E
PCB-94	ng/kg	155,000	11,600	11,200	9,540	3,690	6,560	4,690
PCB-95	ng/kg	7,070,000 E	589,000 E	R	R	322,000 E	R	R
PCB-96	ng/kg	59,000	3,320	8,030	7,400	1,550	2,820	2,040
PCB-98/102	ng/kg	783,000	59,200 E	92,700	77,900	22,700	38,700 E	27,400
PCB-99	ng/kg	12,900,000 BE	1,330,000 E	2,040,000 E	1,590,000 E	555,000 E	1,030,000 E	645,000 E
PCB-103	ng/kg	431,000	35,100 E	38,300	34,600	13,600 E	24,600 E	16,700 E
PCB-104	ng/kg	81,700	6,430	3,430	3,060	1,370	2,470	1,520
PCB-105	ng/kg	5,140,000 E	430,000 E	957,000 E	740,000 E	197,000 E	405,000 E	257,000 E
PCB-106	ng/kg	2,860 U	45.1 U	278 U	171 U	34.5 U	42.1 U	39.1 U
PCB-107	ng/kg	1,200,000 E	107,000 E	180,000 E	150,000 E	47,600 E	86,200 E	63,300 E
PCB-108/124	ng/kg	174,000	18,400	30,600	27,300	8,920	13,700	11,300
PCB-110/115	ng/kg	21,600,000 E	1,800,000 E	3,110,000 E	2,480,000 E	869,000 E	1,650,000 E	1,040,000 E
PCB-111	ng/kg	21,800	1,940	1,920	1,690	845	1,160	940
PCB-112	ng/kg	34,500	3,410	8,300	6,540	2,270	3,180	1,680
PCB-114	ng/kg	379,000	32,400 E	66,700	55,800	12,900 E	26,900 E	17,800 E
PCB-118	ng/kg	19,700,000 BE	1,640,000 E	2,860,000 E	2,130,000 E	669,000 E	1,620,000 E	919,000 E
PCB-120	ng/kg	113,000	9,140	10,300	8,630	3,940	8,790	5,210
PCB-121	ng/kg	2,020 U	R	1,280	1,170	571	R	R
PCB-122	ng/kg	2,020 U	646	1,130	1,290	296	369	267
PCB-123	ng/kg	340,000	29,200 E	58,700	48,100	13,400 E	24,900 E	18,100 E
PCB-126	ng/kg	33,200	3,650	6,230	4,900	1,670	2,350	1,700
PCB-127	ng/kg	28,300	1,470	1,740	1,690	769	1,490	1,030
PCB-128/166	ng/kg	2,010,000	170,000 E	209,000 E	181,000 E	93,900 E	185,000 E	124,000 E
PCB-129/138/163	ng/kg	25,300,000 E	2,080,000 E	1,970,000 E	1,620,000 E	896,000 E	1,620,000 E	1,040,000 E
PCB-130	ng/kg	1,210,000 E	99,700 E	107,000 E	91,900 E	49,800 E	86,700 E	59,500 E
PCB-131	ng/kg	130,000	9,840	12,800	11,100	5,650	R	7,620
PCB-132	ng/kg	4,240,000 E	305,000 E	353,000 E	310,000 E	149,000 E	R	201,000 E
PCB-133	ng/kg	410,000	38,400 E	33,700	28,800	15,000 E	27,700 E	19,300 E
PCB-134	ng/kg	662,000	42,700 E	48,300	43,300	23,300 E	R	33,100 E
PCB-135/151	ng/kg	7,310,000 E	451,000 E	523,000 E	442,000 E	206,000 E	356,000 E	255,000 E
PCB-136	ng/kg	721,000	34,100 E	48,000	44,200	18,700 E	40,800 E	26,400 E
PCB-137	ng/kg	769,000	71,100 E	81,300	69,200 E	35,500 E	72,100 E	48,300 E
PCB-139/140	ng/kg	311,000	24,600	26,800	23,100	12,600	R	16,600

Table C-13
Lipid Normalized Striped Killifish (Whole Body) Analytical Results

Sample Name: / Date Analyzed:	Units	NB03WSK122A 08/22/15	NB03WSK122B 09/12/15	NB03WSK123A 09/10/15	NB03WSK123B 09/10/15	NB03WSK124 09/12/15	NB03WSK127A 09/10/15	NB03WSK127B 09/10/15
PCB-141	ng/kg	2,280,000 E	226,000 E	231,000 E	204,000 E	85,900 E	152,000 E	105,000 E
PCB-142	ng/kg	2,860 U	141	278 U	171 U	34.5 U	42.1 U	39.1 U
PCB-143	ng/kg	26,400	2,520	1,690	1,430	598	R	1,030
PCB-144	ng/kg	766,000	56,500 E	65,700	55,600	26,500 E	R	30,500 E
PCB-145	ng/kg	4,930 J	351	383 J	296 J	119	259	186
PCB-146	ng/kg	3,930,000 E	R	282,000 E	248,000 E	R	227,000 E	160,000 E
PCB-147/149	ng/kg	12,800,000 E	884,000 BE	877,000 BE	752,000 BE	408,000 BE	R	517,000 BE
PCB-148	ng/kg	106,000	7,030	5,900	4,960	2,310	R	3,480
PCB-150	ng/kg	112,000	6,860	6,270	5,130	2,240	12,100	5,620
PCB-152	ng/kg	23,600	1,220	830	756	320	864	512
PCB-153/168	ng/kg	31,200,000 BE	2,520,000 BE	1,970,000 BE	1,620,000 BE	939,000 BE	1,680,000 BE	1,040,000 BE
PCB-154	ng/kg	779,000	52,700 E	49,000	41,900	20,000 E	155,000 E	56,400 E
PCB-155	ng/kg	270,000	22,800 E	14,000	11,600	6,430	20,400 E	9,520
PCB-156/157	ng/kg	1,770,000	144,000 E	162,000	139,000 E	64,300 E	130,000 E	84,500 E
PCB-158	ng/kg	1,400,000 E	121,000 E	151,000 E	134,000 E	67,100 E	128,000 E	81,700 E
PCB-159	ng/kg	2,360 U	368	308 J	340 J	150	151	130
PCB-160	ng/kg	10,600 U	951	1,030 U	852 J	433	556	438 J
PCB-161	ng/kg	2,190 U	241	212 U	275 J	129	132	85.7 J
PCB-162	ng/kg	2,190 U	12,000	R	R	6,020	9,540	7,120
PCB-164	ng/kg	1,020,000 E	83,000 E	92,000	83,500 E	40,400 E	69,200 E	47,600 E
PCB-165	ng/kg	20,800	R	1,350	1,130	R	972	748
PCB-167	ng/kg	741,000	61,400 E	63,000	55,600	27,600 E	52,800 E	36,400 E
PCB-169	ng/kg	2,520 U	39.7 U	245 U	151 U	30.4 U	37.2 U	34.5 U
PCB-170	ng/kg	3,590,000 E	314,000 E	273,000 E	242,000 E	118,000 E	167,000 E	123,000 E
PCB-171/173	ng/kg	1,050,000	R	80,000	72,300	R	R	R
PCB-172	ng/kg	745,000	66,500 E	57,000	51,000	23,100 E	35,600 E	26,400 E
PCB-174	ng/kg	2,280,000 E	R	192,000 E	176,000 E	R	114,000 E	84,000 E
PCB-175	ng/kg	190,000	R	16,400	14,400	R	10,900	7,520
PCB-176	ng/kg	428,000	27,300 E	27,200	25,000	11,700	19,900 E	14,000 E
PCB-177	ng/kg	3,110,000 E	R	R	R	R	R	R
PCB-178	ng/kg	1,630,000 E	R	102,000 E	91,300 E	R	73,600 E	53,800 E
PCB-179	ng/kg	1,390,000 E	76,500 E	78,700	73,300 E	32,400 E	64,100 E	44,500 E
PCB-180/193	ng/kg	11,100,000 E	1,040,000 E	810,000 E	710,000 E	345,000 E	R	352,000 E
PCB-181	ng/kg	46,600	R	R	R	R	R	R
PCB-182	ng/kg	32,900	R	2,670	2,520	R	2,050	1,620
PCB-183/185	ng/kg	3,320,000 E	R	247,000 E	227,000 E	R	193,000 E	129,000 E
PCB-184	ng/kg	24,200	1,630	1,290	1,170	673	1,180	760
PCB-186	ng/kg	2,520 U	97.6 J	245 U	151 U	30.4 U	75.4 J	46.4 J
PCB-187	ng/kg	10,100,000 E	768,000 E	677,000 E	600,000 E	276,000 E	608,000 E	376,000 E
PCB-188	ng/kg	46,200	3,860	2,700	2,350	1,230	18,900 E	6,000
PCB-189	ng/kg	162,000	12,900	10,400	9,580	4,510	7,180	5,290
PCB-190	ng/kg	817,000	74,900 E	62,700	55,200	26,500 E	37,700 E	27,900 E
PCB-191	ng/kg	137,000	12,100	12,800	11,400	5,490	8,000	5,170
PCB-192	ng/kg	2,190 U	153	212 U	175 J	51.0 J	83.9 J	44.3 J
PCB-194	ng/kg	1,390,000	141,000 E	117,000	108,000 E	36,300 E	96,400 E	57,100 E

Table C-13
Lipid Normalized Striped Killifish (Whole Body) Analytical Results

Sample Name: / Date Analyzed:	Units	NB03WSK122A 08/22/15	NB03WSK122B 09/12/15	NB03WSK123A 09/10/15	NB03WSK123B 09/10/15	NB03WSK124 09/12/15	NB03WSK127A 09/10/15	NB03WSK127B 09/10/15
PCB-195	ng/kg	521,000	47,600 E	40,700	36,500	16,100	25,500 E	19,000
PCB-196	ng/kg	776,000	76,500 E	73,300	66,900	29,000 E	58,200 E	34,300 E
PCB-197/200	ng/kg	222,000	16,200	13,500	12,300	5,530	R	R
PCB-198/199	ng/kg	2,330,000	199,000 E	186,000	167,000	73,100 E	191,000 E	113,000 E
PCB-201	ng/kg	333,000	23,100	22,500	20,600	9,920	24,500 E	14,300
PCB-202	ng/kg	972,000	75,100 E	60,700	53,300	28,800 E	84,100 E	53,300 E
PCB-203	ng/kg	1,570,000 E	147,000 E	127,000	115,000 E	51,000 E	144,000 E	83,300 E
PCB-204	ng/kg	4,240 J	281	343 U	213 U	94.9 J	252	164
PCB-205	ng/kg	93,800	7,700	5,770	5,420	2,270	3,620	2,880
PCB-206	ng/kg	697,000	78,600 E	62,700	61,500	30,000 E	119,000 E	64,800 E
PCB-207	ng/kg	82,800	7,860	6,700	6,480	3,290	11,800	5,980
PCB-208	ng/kg	277,000	24,300 E	23,400	22,500	10,800	35,400 E	24,000 E
PCB-209	ng/kg	297,000	26,900 E	17,000	16,400	9,860	24,900 E	20,200
Total PCB Congeners (209)	ng/kg	390,000,000 J	32,100,000 J	67,100,000 J	52,900,000 J	13,700,000 J	21,500,000 J	15,700,000 J
Semivolatiles								
1,2,4,5-Tetrachlorobenzene	ug/kg	23,000 U	8,900 U	11,000 U	6,700 U	6,500 U	8,500 U	7,600 U
1,2-Diphenylhydrazine	ug/kg	23,000 U	8,900 U	11,000 U	6,700 U	6,500 U	8,500 U	7,600 U
1-Methylnaphthalene	ug/kg	900 U	70 U	87 U	54 U	53 U	67 U	62 U
2,3,4,6-Tetrachlorophenol	ug/kg	90,000 U	35,000 U	43,000 U	27,000 U	27,000 U	33,000 U	31,000 U
2,4,5-Trichlorophenol	ug/kg	23,000 U	8,900 U	11,000 U	6,700 U	6,500 U	8,500 U	7,600 U
2,4,6-Trichlorophenol	ug/kg	23,000 U	8,900 U	11,000 U	6,700 U	6,500 U	8,500 U	7,600 U
2,4-Dichlorophenol	ug/kg	23,000 U	8,900 U	11,000 U	6,700 U	6,500 U	8,500 U	7,600 U
2,4-Dimethylphenol	ug/kg	23,000 U	8,900 U	11,000 U	6,700 U	6,500 U	8,500 U	7,600 U
2,4-Dinitrophenol	ug/kg	410,000 U	160,000 UJ	200,000 UJ	120,000 UJ	120,000 UJ	150,000 UJ	140,000 UJ
2,4-Dinitrotoluene	ug/kg	90,000 U	35,000 U	43,000 U	27,000 U	27,000 U	33,000 U	31,000 U
2,6-Dinitrotoluene	ug/kg	23,000 U	8,900 U	11,000 U	6,700 U	6,500 U	8,500 U	7,600 U
2-Chloronaphthalene	ug/kg	9,700 U	3,500 U	4,300 U	2,700 U	2,700 U	3,300 U	3,100 U
2-Chlorophenol	ug/kg	23,000 U	8,900 U	11,000 U	6,700 U	6,500 U	8,500 U	7,600 U
2-Methylnaphthalene	ug/kg	900 U	70 U	87 U	65 J	53 U	67 U	190
2-Methylphenol (o-cresol)	ug/kg	23,000 U	8,900 U	11,000 U	6,700 U	6,500 U	8,500 U	7,600 U
2-Nitroaniline	ug/kg	23,000 U	8,900 U	11,000 U	6,700 U	6,500 U	8,500 U	7,600 U
2-Nitrophenol	ug/kg	23,000 U	8,900 U	11,000 U	6,700 U	6,500 U	8,500 U	7,600 U
3,3'-Dichlorobenzidine	ug/kg	130,000 U	54,000 U	67,000 U	40,000 U	39,000 U	51,000 U	45,000 U
3-Nitroaniline	ug/kg	90,000 U	35,000 U	43,000 U	27,000 U	27,000 U	33,000 U	31,000 U
4,6-Dinitro-2-methylphenol	ug/kg	230,000 U	89,000 U	110,000 U	67,000 U	65,000 U	85,000 U	76,000 U
4-Bromophenyl phenyl ether	ug/kg	23,000 U	8,900 U	11,000 U	6,700 U	6,500 U	8,500 U	7,600 U
4-Chloro-3-methylphenol	ug/kg	23,000 U	8,900 U	11,000 U	6,700 U	6,500 U	8,500 U	7,600 U
4-Chloroaniline	ug/kg	45,000 U	18,000 U	22,000 U	14,000 U	13,000 U	17,000 U	15,000 U
4-Chlorophenyl phenyl ether	ug/kg	23,000 U	8,900 U	11,000 U	6,700 U	6,500 U	8,500 U	7,600 U
4-Methylphenol (p-cresol)	ug/kg	23,000 U	8,900 U	11,000 U	6,700 U	6,500 U	8,500 U	7,600 U
4-Nitroaniline	ug/kg	90,000 U	35,000 U	43,000 U	27,000 U	27,000 U	33,000 U	31,000 U
4-Nitrophenol	ug/kg	230,000 U	89,000 U	110,000 U	67,000 U	65,000 U	85,000 U	76,000 U
Acenaphthene	ug/kg	1,400 J	110 J	140 J	160	53 U	90 J	90 J
Acenaphthylene	ug/kg	900 U	70 U	87 U	54 U	53 U	67 U	62 U
Acetophenone	ug/kg	23,000 U	8,900 U	11,000 U	6,700 U	6,500 U	8,500 U	7,600 U

Table C-13
Lipid Normalized Striped Killifish (Whole Body) Analytical Results

Sample Name: / Date Analyzed:	Units	NB03WSK122A 08/22/15	NB03WSK122B 09/12/15	NB03WSK123A 09/10/15	NB03WSK123B 09/10/15	NB03WSK124 09/12/15	NB03WSK127A 09/10/15	NB03WSK127B 09/10/15
Anthracene	ug/kg	970 J	70 U	87 U	75 J	53 U	67 U	62 U
Atrazine	ug/kg	45,000 U	18,000 U	22,000 U	14,000 U	13,000 U	17,000 U	15,000 U
Benzaldehyde	ug/kg	450,000	35,000 U	43,000 U	27,000 U	27,000 U	33,000 U	31,000 U
Benzidine	ug/kg	970,000 U	380,000 U	470,000 U	290,000 U	290,000 U	360,000 U	330,000 U
Benzo(a)anthracene	ug/kg	1,200 J	70 U	87 U	130 J	53 U	67 U	62 U
Benzo(a)pyrene	ug/kg	1,200 J	70 U	87 U	90 J-	53 UJ	67 UJ	62 UJ
Benzo(b)fluoranthene	ug/kg	1,400 J	70 U	87 U	77 J-	53 UJ	67 UJ	62 UJ
Benzo(g,h,i)perylene	ug/kg	1,000 J	70 U	87 U	71 J-	53 UJ	67 UJ	62 UJ
Benzo(j)+(k)fluoranthene	ug/kg	1,000 J	70 U	87 U	75 J-	53 UJ	67 UJ	64 J+
Benzo[e]pyrene	ug/kg	1,300 J	70 U	87 U	63 J	53 U	67 U	62 U
Benzoic acid	ug/kg	230,000 U	89,000 U	110,000 U	67,000 U	65,000 U	85,000 U	76,000 U
Benzyl butyl phthalate	ug/kg	90,000 U	35,000 U	43,000 U	27,000 U	27,000 U	33,000 U	31,000 U
Biphenyl (diphenyl)	ug/kg	23,000 U	8,900 U	11,000 U	6,700 U	6,500 U	8,500 U	7,600 U
Bis(2-chloroethoxy) methane	ug/kg	23,000 U	8,900 U	11,000 U	6,700 U	6,500 U	8,500 U	7,600 U
Bis(2-chloroethyl) ether (2-Chloroethyl ether)	ug/kg	23,000 U	8,900 U	11,000 U	6,700 U	6,500 U	8,500 U	7,600 U
Bis(2-chloroisopropyl) ether	ug/kg	23,000 U	8,900 U	11,000 U	6,700 U	6,500 U	8,500 U	7,600 U
Bis(2-Ethylhexyl) phthalate	ug/kg	90,000 U	35,000 U	43,000 U	27,000 U	27,000 U	33,000 U	31,000 U
C1-Chrysenes	ug/kg	900 U	70 U	87 U	54 U	53 U	67 U	62 U
C1-Fluoranthenes/pyrenes	ug/kg	900 U	70 U	87 U	54 U	53 U	67 U	62 U
C1-Fluorenes	ug/kg	900 U	70 U	87 U	54 U	53 U	67 U	62 U
C1-Naphthalenes	ug/kg	2,700	70 U	150 J	54 U	170	67 U	290
C1-Phenanthrene/anthracene	ug/kg	900 U	70 U	87 U	54 U	53 U	67 U	62 U
C2-Chrysene	ug/kg	900 U	70 U	87 U	54 U	53 U	67 U	62 U
C2-Fluoranthenes/pyrene	ug/kg	900 U	70 U	87 U	54 U	53 U	67 U	62 U
C2-Fluorenes	ug/kg	900 U	70 U	87 U	54 U	53 U	67 U	62 U
C2-Naphthalenes	ug/kg	900 U	70 U	87 U	54 U	100 J	67 U	210
C2-Phenanthrene/anthracene	ug/kg	900 U	70 U	87 U	54 U	53 U	67 U	62 U
C3-Chrysene	ug/kg	900 U	70 U	87 U	54 U	53 U	67 U	62 U
C3-Fluoranthenes/pyrene	ug/kg	900 U	70 U	87 U	54 U	53 U	67 U	62 U
C3-Fluorenes	ug/kg	900 U	70 U	87 U	54 U	53 U	67 U	62 U
C3-Naphthalenes	ug/kg	900 U	70 U	87 U	54 U	53 U	67 U	62 U
C3-Phenanthrene/anthracene	ug/kg	900 U	70 U	87 U	54 U	53 U	67 U	62 U
C4-Chrysene	ug/kg	900 U	70 U	87 U	54 U	53 U	67 U	62 U
C4-Naphthalenes	ug/kg	900 U	70 U	87 U	54 U	53 U	67 U	62 U
C4-Phenanthrene/anthracene	ug/kg	900 U	70 U	87 U	54 U	53 U	67 U	62 U
Caprolactam	ug/kg	45,000 U	18,000 U	22,000 U	14,000 U	13,000 U	17,000 U	15,000 U
Carbazole	ug/kg	23,000 U	8,900 U	11,000 U	6,700 U	6,500 U	8,500 U	7,600 U
Chrysene	ug/kg	1,200 J	70 U	87 U	120 J	53 U	67 U	62 U
Dibenz(a,h)anthracene	ug/kg	900 U	70 U	87 U	54 UJ	53 UJ	67 UJ	62 UJ
Dibenzofuran	ug/kg	23,000 U	8,900 U	11,000 U	6,700 U	6,500 U	8,500 U	7,600 U
Diethyl phthalate	ug/kg	90,000 U	35,000 U	43,000 U	27,000 U	27,000 U	33,000 U	31,000 U
Dimethyl phthalate	ug/kg	90,000 U	35,000 U	43,000 U	27,000 U	27,000 U	33,000 U	31,000 U
Di-n-butyl phthalate	ug/kg	90,000 U	35,000 U	43,000 U	27,000 U	27,000 U	33,000 U	31,000 U
Di-n-octylphthalate	ug/kg	90,000 U	35,000 U	43,000 U	27,000 U	27,000 U	33,000 U	31,000 U
Fluoranthene	ug/kg	2,800	95 J	120 J	250	53 U	69 J	67 J+

Table C-13
Lipid Normalized Striped Killifish (Whole Body) Analytical Results

Sample Name: / Date Analyzed:	Units	NB03WSK122A 08/22/15	NB03WSK122B 09/12/15	NB03WSK123A 09/10/15	NB03WSK123B 09/10/15	NB03WSK124 09/12/15	NB03WSK127A 09/10/15	NB03WSK127B 09/10/15
Fluorene	ug/kg	900 U	70 U	87 U	67 J	53 U	67 U	62 U
Hexachlorobutadiene	ug/kg	23,000 U	8,900 U	11,000 U	6,700 U	6,500 U	8,500 U	7,600 U
Hexachlorocyclopentadiene	ug/kg	230,000 U	89,000 U	110,000 U	67,000 U	65,000 U	85,000 U	76,000 U
Hexachloroethane	ug/kg	45,000 U	18,000 U	22,000 U	14,000 U	13,000 U	17,000 U	15,000 U
Indeno(1,2,3-c,d)pyrene	ug/kg	1,200 J	70 U	87 U	54 UJ	53 UJ	67 UJ	62 UJ
Isophorone	ug/kg	23,000 U	8,900 U	11,000 U	6,700 U	6,500 U	8,500 U	7,600 U
Naphthalene	ug/kg	900 U	70 U	87 U	54 U	53 U	67 U	62 U
Nitrobenzene	ug/kg	23,000 U	8,900 U	11,000 U	6,700 U	6,500 U	8,500 U	7,600 U
N-Nitrosodi-n-propylamine	ug/kg	23,000 U	8,900 U	11,000 U	6,700 U	6,500 U	8,500 U	7,600 U
N-Nitrosodiphenylamine	ug/kg	23,000 U	8,900 U	11,000 U	6,700 U	6,500 U	8,500 U	7,600 U
Pentachlorophenol	ug/kg	45,000 U	18,000 U	22,000 U	14,000 U	13,000 U	17,000 U	15,000 U
Perylene	ug/kg	1,000 J	70 U	87 U	54 U	53 U	67 U	62 U
Phenanthrene	ug/kg	900 U	86 J	87 U	210	53 U	67 U	64 J
Phenol	ug/kg	23,000 U	8,900 U	11,000 U	6,700 U	6,500 U	8,500 U	7,600 U
Pyrene	ug/kg	1,900 J	97 J	87 U	210	53 U	67 U	62 U
Pyridine	ug/kg	90,000 U	35,000 U	43,000 U	27,000 U	27,000 U	33,000 U	31,000 U
Total HMW PAHs	ug/kg	13,000 J	190 J	120 J	1,000 J	53 U	69 J	130 J
Total LMW PAHs	ug/kg	2,300 J	200 J	140 J	580 J	53 U	90 J	340 J
Total PAHs	ug/kg	15,000 J	390 J	260 J	1,600 J	53 U	160 J	470 J

Table C-13
Lipid Normalized Striped Killifish (Whole Body) Analytical Results

Sample Name: / Date Analyzed:	Units	NB03WSK130 09/10/15	NB03WSK131A 09/10/15	NB03WSK131B 08/22/15	NB03WSK132A 09/10/15	NB03WSK132B 09/10/15	NB03WSK134 09/10/15
Dioxins/Furans							
1,2,3,4,6,7,8-HpCDD	ng/kg	56.9 JB	36.4 JB	264 JB	30.9 JB	41.3 JBQ	45.6 JB
1,2,3,4,6,7,8-HpCDF	ng/kg	63.1 JB	50.3 JBQ	477 JB	15.8 JB	109 JB	48.6 JB
1,2,3,4,7,8,9-HpCDF	ng/kg	4.66 U	3.44 U	16.2 U	4.36 U	10.4 JBQ	3.03 U
1,2,3,4,7,8-HxCDD	ng/kg	4.45 JB	3.89 JBQ	58.9 JQ	3.32 JBQ	7.00 JBQ	1.99 JB
1,2,3,4,7,8-HxCDF	ng/kg	16.5 JQ	7.44 JQ	94.6 JB	15.1 J	23.2 J	5.78 JQ
1,2,3,6,7,8-HxCDD	ng/kg	8.14 JB	8.47 JBQ	68.9 JB	7.43 JB	9.06 JBQ	4.31 JBQ
1,2,3,6,7,8-HxCDF	ng/kg	23.2 JBQ	31.4 JB	238 JB	35.7 JB	41.3 JB	26.2 JBQ
1,2,3,7,8,9-HxCDD	ng/kg	6.21 JBQ	8.17 JBQ	35.7 JBQ	8.84 JBQ	10.3 JBQ	2.86 JBQ
1,2,3,7,8,9-HxCDF	ng/kg	2.15 U	1.69 U	21.9 JB	2.14 JBQ	2.93 JBQ	1.87 JBQ
1,2,3,7,8-PCDD	ng/kg	7.03 JBQ	18.7 JBQ	120 JQ	14.7 JBQ	24.0 JBQ	6.97 JB
1,2,3,7,8-PCDF	ng/kg	74.1 J	66.7 J	660 JB	113	146 J	70.6 J
2,3,4,6,7,8-HxCDF	ng/kg	4.93 JBQ	4.19 JB	32.0 JB	2.61 JBQ	2.59 JBQ	2.89 JBQ
2,3,4,7,8-PCDF	ng/kg	52.4 JB	1.29 U	397 JB	105 JB	93.1 JB	25.7 JB
2,3,7,8-TCDD	ng/kg	438 B	564 B	4,770	882 B	1,120 B	101 QBJ
2,3,7,8-TCDF	ng/kg	21.9 JQ	26.1 BCJ	200 JB	20.6 JC	23.2 JQ	13.3 JQ
OCDD	ng/kg	452 B	238 JB	1,450 JB	176 JB	238 JB	347 B
OCDF	ng/kg	43.1 JBQ	30.8 JBQ	199 JB	40.2 JBQ	34.4 JBQ	23.4 JB
Butyltins							
Dibutyltin	ug/kg	45 U	36 U	370 U	30 U	38 U	36 U
Monobutyltin	ug/kg	690 UCN	560 UCN	5,700 UCN	450 UCN	630 UCN	560 UCN
Tetra-n-butyltin	ug/kg	59 U	47 U	490 U	39 U	50 U	47 U
Tributyltin	ug/kg	52 U	53	430 UJ	34 U	44 U	42 U
Aroclor PCBs							
Aroclor 1016	ug/kg	1,200 U	2,000 U	10,000 U	800 U	1,100 U	1,000 U
Aroclor 1221	ug/kg	1,600 U	2,500 U	13,000 U	1,000 U	1,400 U	1,300 U
Aroclor 1232	ug/kg	2,800 U	4,400 U	22,000 U	1,800 U	2,500 U	2,200 U
Aroclor 1242	ug/kg	1,100 U	1,800 U	9,100 U	730 U	1,000 U	920 U
Aroclor 1248	ug/kg	1,100 U	21,000	9,100 U	12,000	15,000	10,000
Aroclor 1254	ug/kg	20,000	22,000	200,000	14,000	20,000	15,000 JP
Aroclor 1260	ug/kg	1,700 U	2,700 U	14,000 U	1,100 U	1,500 U	11,000
Aroclor 1262	ug/kg	4,800 J	1,800 U	9,100 U	3,400 J	4,400 J	920 U
Aroclor 1268	ug/kg	1,100 U	1,800 U	9,100 U	730 U	1,000 U	920 U
Total Aroclor PCBs (Sum Of 7 Aroclors)	ug/kg	20,000	43,000	200,000	25,000	35,000	35,000 J
Total Aroclor PCBs (Sum Of 9 Aroclors)	ug/kg	25,000 J	43,000	200,000	29,000 J	40,000 J	35,000 J
Pesticides							
2,4'-DDD	pg/g	728,000 D	431,000	2,740,000 D	170,000	258,000 D	1,340,000 D
2,4'-DDE	pg/g	1,330,000 D	1,420,000 D	6,890,000 D	448,000 D	609,000 D	589,000 DJ
2,4'-DDT	pg/g	9,210	3,810	27,900 JD	2,450	4,630 JD	13,500 JD
4,4'-DDD	pg/g	4,760,000 D	2,920,000 D	16,400,000 D	1,060,000 D	1,820,000 D	7,080,000 D
4,4'-DDE	pg/g	6,830,000 BD	6,970,000 BDJ	38,600,000 BD	3,550,000 BD	4,090,000 BD	5,000,000 BDJ
4,4'-DDT	pg/g	239,000 B	130,000 B	537,000 D	43,600 B	62,500 BD	123,000 B
Aldrin	pg/g	1,500	642 J	5,290 JD	208 U	286 UD	300 J
Alpha BHC	pg/g	6,310	2,420	13,500 JD	145 U	200 UD	178 U
Alpha endosulfan	pg/g	1,980 U	1,590 U	16,400 UD	1,300 U	1,790 UD	1,590 U

Table C-13
Lipid Normalized Striped Killifish (Whole Body) Analytical Results

Sample Name: / Date Analyzed:	Units	NB03WSK130 09/10/15	NB03WSK131A 09/10/15	NB03WSK131B 08/22/15	NB03WSK132A 09/10/15	NB03WSK132B 09/10/15	NB03WSK134 09/10/15
Beta BHC	pg/g	30,500	7,250	22,300 JD	1,760	2,100 JD	1,460
Beta endosulfan	pg/g	2,010 U	1,620 U	16,700 UD	1,330 U	1,820 UD	1,620 U
cis-Chlordane	pg/g	352,000	264,000	2,630,000 D	107,000	164,000 D	442,000
cis-Nonachlor	pg/g	139,000	141,000	1,150,000 D	159,000	235,000 D	87,500
Delta BHC	pg/g	2,350	739 J	3,230 JD	R	159 UD	608 J
Dieldrin	pg/g	229,000	202,000	1,460,000 D	236,000	265,000 D	153,000
Endosulfan sulfate	pg/g	2,180 U	1,760 U	18,100 UD	1,440 U	10,700 JD	1,760 U
Endrin	pg/g	479 U	386 U	3,970 UD	316 U	434 UD	386 U
Endrin aldehyde	pg/g	4,520 U	3,640 U	37,400 UD	2,980 U	4,090 UD	3,640 U
Endrin ketone	pg/g	2,620 U	2,110 U	21,700 UD	1,730 U	2,380 UD	2,110 U
Gamma BHC (Lindane)	pg/g	1,140	625 J	5,540 JD	720 J	240 UD	500 J
Heptachlor	pg/g	1,120 U	170 J	9,290 UD	739 U	1,020 UD	2,480
Heptachlor epoxide	pg/g	19,400	19,300	184,000 D	25,500	32,200 D	69,400
Hexachlorobenzene	pg/g	831 JB	639 JB	58,000 BD	541 JB	744 JBD	561 JB
Methoxychlor	pg/g	1,340 U	1,080 U	11,100 UDJ	884 UJ	1,220 UDJ	1,080 U
Mirex	pg/g	5,720	3,890	44,000 D	5,610	7,060 JD	2,450
Oxychlordane	pg/g	33,800	31,700	323,000 D	58,900	57,200 D	40,000
Trans-chlordane	pg/g	97,200	98,600	846,000 D	93,900 D	138,000 D	161,000
Trans-heptachlor epoxide	pg/g	11,400	7,220	124,000 D	8,000	28,700 D	15,600
Trans-nonachlor	pg/g	336,000	292,000	2,510,000 D	436,000 D	556,000 D	292,000
Total Alpha + Gamma Chlordane	pg/g	449,000	363,000	3,470,000	200,000	303,000	602,000
Total DDT (2,4)	pg/g	2,070,000	1,860,000	9,660,000 J	620,000	872,000 J	1,940,000 J
Total DDT (4,4)	pg/g	11,800,000	10,000,000 J	55,500,000	4,650,000	5,970,000	12,200,000 J
Total DDT (2,4 & 4,4)	pg/g	13,900,000	11,900,000 J	65,200,000 J	5,270,000	6,840,000 J	14,100,000 J
PCB Congeners							
PCB-1	ng/kg	113,000 BE	27,600 B	256,000	1,160 B	1,120 B	3,580 B
PCB-2	ng/kg	521	145 J	4,910	80.9	104	166
PCB-3	ng/kg	845 B	240 JB	2,550 J	25.0 U	34.1 U	294 B
PCB-4	ng/kg	483,000 E	201,000 E	994,000 E	25,000 E	22,800 E	23,200 E
PCB-5	ng/kg	607 J	238 J	2,970 J	123	157	422
PCB-6	ng/kg	92,100 E	28,100	194,000	2,660	3,780	5,780
PCB-7	ng/kg	2,760	858	8,770	420	569	1,190
PCB-8	ng/kg	207,000 E	76,700 E	466,000 BE	17,800 E	14,000 E	20,300 E
PCB-9	ng/kg	11,700	3,890	27,400	841	1,130	1,990
PCB-10	ng/kg	17,400	5,250	38,300	1,570	2,140	2,330
PCB-11	ng/kg	2,420 B	1,540 B	25,500 B	1,250 B	1,820 B	1,870 B
PCB-12/13	ng/kg	2,080	753	8,830	255	316	353
PCB-14	ng/kg	131 U	111 U	1,120 U	28.0 J	28.2 J	21.7 U
PCB-15	ng/kg	2,310	1,010	10,200	611	597	842
PCB-16	ng/kg	61,700 E	39,400	380,000 B	23,400 E	36,300 E	33,900 E
PCB-17	ng/kg	483,000 BE	198,000 BE	1,650,000 BE	85,500 BE	112,000 BE	103,000 BE
PCB-18/30	ng/kg	400,000 BE	230,000 BE	2,180,000 BE	136,000 BE	169,000 BE	158,000 BE
PCB-19	ng/kg	129,000 E	68,600 E	374,000	19,000 E	19,600 E	22,100 E
PCB-20/28	ng/kg	1,030,000 BE	719,000 BE	9,310,000 BE	386,000 BE	638,000 BE	519,000 BE
PCB-21/33	ng/kg	46,600	31,700	389,000	17,400 E	23,200 E	26,000 E

Table C-13
Lipid Normalized Striped Killifish (Whole Body) Analytical Results

Sample Name: / Date Analyzed:	Units	NB03WSK130 09/10/15	NB03WSK131A 09/10/15	NB03WSK131B 08/22/15	NB03WSK132A 09/10/15	NB03WSK132B 09/10/15	NB03WSK134 09/10/15
PCB-22	ng/kg	52,800 E	39,200	497,000 E	23,900 E	28,300 E	35,000 E
PCB-23	ng/kg	472	322	3,600	163	227	243
PCB-24	ng/kg	2,720	1,710	22,200	1,550	1,530	2,390
PCB-25	ng/kg	49,700 E	25,200	263,000	10,600 E	12,500 E	14,600 E
PCB-26/29	ng/kg	141,000 E	70,600	697,000	29,300 E	33,400 E	37,800 E
PCB-27	ng/kg	154,000 E	66,100 E	423,000 E	15,800 E	21,900 E	23,300 E
PCB-31	ng/kg	586,000 E	444,000 E	3,770,000 BE	257,000 E	222,000 E	207,000 E
PCB-32	ng/kg	359,000 E	217,000 E	1,110,000 E	67,300 E	64,400 E	72,800 E
PCB-34	ng/kg	9,550	5,030	37,700	1,190	1,580	1,340
PCB-35	ng/kg	148 U	125 U	1,260 U	20.4 U	41.9 J	24.4 U
PCB-36	ng/kg	131 U	111 U	1,120 U	18.1 U	100	21.7 U
PCB-37	ng/kg	6,410	6,530	96,300	3,200	3,120	3,060
PCB-38	ng/kg	790	503	15,800	286	363	254
PCB-39	ng/kg	3,210	2,330	56,000	1,560	1,950	1,440
PCB-40/71	ng/kg	339,000 E	344,000 E	2,080,000 E	216,000 E	172,000 E	142,000 E
PCB-41	ng/kg	34,800	41,400	300,000	24,800 E	21,000 E	22,600 E
PCB-42	ng/kg	483,000 E	511,000 E	3,290,000 E	332,000 E	247,000 E	195,000 E
PCB-43	ng/kg	67,600	71,100	460,000	40,700 E	30,300 E	23,800 E
PCB-44/47/65	ng/kg	2,210,000 E	1,990,000 E	12,900,000 BE	1,230,000 E	981,000 E	831,000 E
PCB-45	ng/kg	74,800	78,900	566,000	53,400 E	47,200 E	40,000 E
PCB-46	ng/kg	31,800	28,300	193,000	18,600 E	15,400	16,600 E
PCB-48	ng/kg	224,000 E	253,000 E	1,670,000 E	167,000 E	127,000 E	97,800 E
PCB-49/69	ng/kg	1,950,000 E	1,850,000 E	12,600,000 E	1,070,000 E	866,000 E	733,000 E
PCB-50/53	ng/kg	281,000 E	217,000 E	1,230,000	121,000 E	91,300 E	108,000 E
PCB-51	ng/kg	259,000 E	146,000 E	754,000	93,200 E	64,100 E	105,000 E
PCB-52	ng/kg	2,200,000 BE	2,380,000 BE	18,900,000 BE	1,240,000 BE	928,000 BE	1,060,000 BE
PCB-54	ng/kg	15,100	5,830	38,600	4,140	3,780	7,610
PCB-55	ng/kg	4,380	3,330	1,680 U	2,680	1,330	1,790
PCB-56	ng/kg	40,000	43,900	326,000	25,700 E	16,500	R
PCB-57	ng/kg	1,790	1,740	10,600	1,670	734	778
PCB-58	ng/kg	1,140	1,240	7,340	927	603	447
PCB-60	ng/kg	266,000 E	303,000 E	2,510,000 E	148,000 E	126,000 E	110,000 E
PCB-61/70/74/76	ng/kg	1,460,000 E	1,760,000 E	14,400,000 E	1,060,000 E	844,000 E	642,000 E
PCB-62/75	ng/kg	185,000	179,000	1,130,000	110,000 E	84,100 E	67,200 E
PCB-63	ng/kg	88,300	88,300 E	620,000	51,600 E	38,400 E	27,400 E
PCB-64	ng/kg	755,000 E	850,000 E	5,890,000 E	545,000 E	425,000 E	314,000 E
PCB-66	ng/kg	1,730,000 BE	2,120,000 BE	18,300,000 BE	1,160,000 BE	1,050,000 BE	736,000 BE
PCB-67	ng/kg	6,930	5,580	47,400	4,500	3,190	R
PCB-68	ng/kg	24,600	19,400	138,000	14,200 E	10,900	9,110
PCB-72	ng/kg	27,700	24,000	167,000	17,800 E	12,500	10,400
PCB-73	ng/kg	14,300	5,280	34,000	3,090	2,490	2,490
PCB-77	ng/kg	15,100	13,500	128,000	7,770	R	R
PCB-78	ng/kg	263 U	222 U	2,250 U	36.1 U	49.4 U	43.3 U
PCB-79	ng/kg	10,800	12,500	111,000	7,660	5,720	6,440
PCB-80	ng/kg	181 U	153 U	1,540 U	25.0 U	34.1 U	29.7 U

Table C-13
Lipid Normalized Striped Killifish (Whole Body) Analytical Results

Sample Name: / Date Analyzed:	Units	NB03WSK130 09/10/15	NB03WSK131A 09/10/15	NB03WSK131B 08/22/15	NB03WSK132A 09/10/15	NB03WSK132B 09/10/15	NB03WSK134 09/10/15
PCB-81	ng/kg	2,020	2,350	22,900	1,120	944	1,040
PCB-82	ng/kg	194,000 E	241,000 E	1,630,000 E	130,000 E	101,000 E	93,300 E
PCB-83	ng/kg	91,000	113,000 E	826,000	64,300 E	54,700 E	44,200 E
PCB-84	ng/kg	197,000 E	228,000 E	1,500,000 E	140,000 E	112,000 E	119,000 E
PCB-85/116/117	ng/kg	476,000 E	581,000 E	3,860,000 E	316,000 E	236,000 E	210,000 E
PCB-86/87/97/109/119/125	ng/kg	1,120,000 E	1,360,000 E	8,970,000 E	818,000 E	641,000 E	R
PCB-88	ng/kg	893	1,440	5,490 J	918	734	419
PCB-89	ng/kg	19,600	21,900	155,000	12,800	9,750	9,610
PCB-90/101/113	ng/kg	2,130,000 BE	2,710,000 BE	20,800,000 E	1,750,000 BE	1,480,000 BE	R
PCB-91	ng/kg	263,000 E	300,000 E	1,830,000 E	199,000 E	151,000 E	183,000 E
PCB-92	ng/kg	421,000 E	489,000 E	3,230,000 E	305,000 E	223,000 E	R
PCB-93/100	ng/kg	127,000	62,800	429,000	58,600 E	46,600 E	93,300 E
PCB-94	ng/kg	19,700	15,500	110,000	12,100	9,340	17,400 E
PCB-95	ng/kg	R	R	6,290,000 E	R	R	R
PCB-96	ng/kg	7,100	6,970	44,900	4,450	3,220	5,000
PCB-98/102	ng/kg	87,600	85,000	583,000	60,500 E	46,300 E	71,400 E
PCB-99	ng/kg	1,450,000 E	1,730,000 E	12,700,000 BE	1,100,000 E	934,000 E	1,060,000 E
PCB-103	ng/kg	47,900	35,600	229,000	32,000 E	23,300 E	43,100 E
PCB-104	ng/kg	12,600	3,080	29,700	4,050	3,910	8,310
PCB-105	ng/kg	676,000 E	644,000 E	6,110,000 E	395,000 E	341,000 E	319,000 E
PCB-106	ng/kg	279 U	236 U	2,390 U	38.4 U	52.5 U	46.1 U
PCB-107	ng/kg	141,000 E	173,000 E	1,170,000 E	113,000 E	87,500 E	83,600 E
PCB-108/124	ng/kg	20,500	25,900	203,000	18,900	13,400	14,800
PCB-110/115	ng/kg	2,140,000 E	2,700,000 E	21,100,000 E	1,690,000 E	1,380,000 E	1,470,000 E
PCB-111	ng/kg	2,310	2,330	14,300	1,900	1,480	1,920
PCB-112	ng/kg	8,340	8,030	32,000	5,110	2,670	3,580
PCB-114	ng/kg	50,700	51,400	434,000	25,500 E	24,700 E	22,300 E
PCB-118	ng/kg	2,000,000 E	1,910,000 E	19,800,000 BE	1,290,000 E	1,320,000 E	1,340,000 E
PCB-120	ng/kg	9,590	11,000	78,600	9,300	6,970	11,100
PCB-121	ng/kg	2,050	1,420	9,090	1,280	984	R
PCB-122	ng/kg	869	961	1,680 U	425	900	406
PCB-123	ng/kg	44,500	41,400	397,000	26,400 E	23,000 E	19,400 E
PCB-126	ng/kg	4,280	3,860	33,400	3,110	2,940	3,470
PCB-127	ng/kg	2,100	1,830	27,800	1,530	1,360	1,540
PCB-128/166	ng/kg	242,000 E	241,000 E	2,220,000 E	166,000 E	151,000 E	210,000 E
PCB-129/138/163	ng/kg	2,090,000 E	2,150,000 E	22,500,000 E	1,680,000 E	1,700,000 E	3,030,000 E
PCB-130	ng/kg	116,000 E	118,000 E	1,040,000 E	94,500 E	88,400 E	116,000 E
PCB-131	ng/kg	14,600	14,700	145,000	7,160	6,380	R
PCB-132	ng/kg	390,000 E	397,000 E	3,800,000 E	307,000 E	295,000 E	R
PCB-133	ng/kg	40,300	37,800	289,000	31,800 E	29,200 E	46,100 E
PCB-134	ng/kg	52,400	54,400	554,000	46,800 E	46,600 E	R
PCB-135/151	ng/kg	603,000 E	583,000 E	5,510,000 E	523,000 E	413,000 E	R
PCB-136	ng/kg	55,900	53,600	566,000	47,500 E	43,400 E	R
PCB-137	ng/kg	86,600	85,800 E	780,000	60,500 E	55,000 E	70,000 E
PCB-139/140	ng/kg	31,300	29,700	314,000	18,800	16,500	R

Table C-13
Lipid Normalized Striped Killifish (Whole Body) Analytical Results

Sample Name: / Date Analyzed:	Units	NB03WSK130 09/10/15	NB03WSK131A 09/10/15	NB03WSK131B 08/22/15	NB03WSK132A 09/10/15	NB03WSK132B 09/10/15	NB03WSK134 09/10/15
PCB-141	ng/kg	266,000 E	236,000 E	1,890,000 E	208,000 E	168,000 E	450,000 E
PCB-142	ng/kg	279 U	286 J	2,390 U	136	278	46.1 U
PCB-143	ng/kg	2,820	2,760	24,900	2,110	1,900	R
PCB-144	ng/kg	80,000	75,000	714,000	47,500 E	35,300 E	R
PCB-145	ng/kg	610 J	478 J	4,540 J	370	310	56.9 J
PCB-146	ng/kg	329,000 E	319,000 E	2,810,000 E	275,000 E	258,000 E	456,000 E
PCB-147/149	ng/kg	941,000 BE	892,000 BE	9,290,000 E	805,000 BE	800,000 BE	R
PCB-148	ng/kg	7,830	5,780	52,900	5,840	4,880	R
PCB-150	ng/kg	7,030	5,560	52,900	6,200	5,190	13,300
PCB-152	ng/kg	2,400	1,270	13,400	1,230	1,150	4,610
PCB-153/168	ng/kg	2,040,000 BE	2,090,000 BE	20,700,000 BE	1,780,000 BE	1,830,000 BE	3,940,000 BE
PCB-154	ng/kg	52,800	41,400	400,000	46,100 E	38,100 E	R
PCB-155	ng/kg	12,100	13,100	102,000	16,700 E	15,400	7,830
PCB-156/157	ng/kg	187,000	180,000 E	1,490,000	143,000 E	128,000 E	166,000 E
PCB-158	ng/kg	179,000 E	171,000 E	1,510,000 E	95,200 E	78,800 E	207,000 E
PCB-159	ng/kg	466 J	344 J	1,970 U	250	588	273
PCB-160	ng/kg	1,190 J	1,240 J	8,830 U	802	819	1,040
PCB-161	ng/kg	445 J	252 J	1,830 U	277	325	314
PCB-162	ng/kg	R	R	1,830 U	R	12,600	R
PCB-164	ng/kg	99,300 E	94,400 E	846,000 E	80,900 E	74,400 E	130,000 E
PCB-165	ng/kg	1,660	1,290	11,900	1,310	1,210	1,830
PCB-167	ng/kg	74,800	70,300	606,000	59,500 E	52,500 E	81,400 E
PCB-169	ng/kg	246 U	208 U	2,110 U	33.9 U	46.3 U	40.6 U
PCB-170	ng/kg	344,000 E	331,000 E	2,350,000 E	323,000 E	254,000 E	714,000 E
PCB-171/173	ng/kg	107,000	106,000	909,000	67,500 E	R	201,000 E
PCB-172	ng/kg	72,100	67,500	520,000	67,000 E	52,500 E	137,000 E
PCB-174	ng/kg	195,000 E	174,000 E	1,490,000 E	173,000 E	145,000 E	R
PCB-175	ng/kg	20,400	19,800	140,000	12,700	9,160	33,900 E
PCB-176	ng/kg	39,700	37,800	323,000	27,500 E	21,700 E	71,700 E
PCB-177	ng/kg	R	R	1,960,000 E	R	R	R
PCB-178	ng/kg	129,000 E	125,000 E	971,000 E	130,000 E	97,200 E	185,000 E
PCB-179	ng/kg	107,000 E	105,000 E	877,000 E	106,000 E	90,600 E	202,000 E
PCB-180/193	ng/kg	993,000 E	906,000 E	7,060,000 E	893,000 E	738,000 E	2,230,000 E
PCB-181	ng/kg	R	R	32,000	R	R	5,470
PCB-182	ng/kg	3,170	2,740	21,200	2,980	1,830	4,640
PCB-183/185	ng/kg	323,000 E	308,000 E	2,460,000 E	211,000 E	164,000 E	614,000 E
PCB-184	ng/kg	1,140	1,120	10,900	1,400	1,020	997
PCB-186	ng/kg	246 U	208 U	2,110 U	89.1 J	76.3 J	475
PCB-187	ng/kg	876,000 E	844,000 E	5,970,000 E	841,000 E	634,000 E	1,390,000 E
PCB-188	ng/kg	4,070	2,560	23,100	3,390	2,780	7,830
PCB-189	ng/kg	11,900	11,600	93,100	12,000	11,300	24,300 E
PCB-190	ng/kg	83,400	78,600	426,000	78,400 E	61,600 E	150,000 E
PCB-191	ng/kg	16,400	15,300	119,000	10,100	7,220	34,200 E
PCB-192	ng/kg	213 U	180 U	1,830 U	184	139 J	93.9 J
PCB-194	ng/kg	161,000 E	127,000 E	1,020,000	133,000 E	108,000 E	262,000 E

Table C-13
Lipid Normalized Striped Killifish (Whole Body) Analytical Results

Sample Name: / Date Analyzed:	Units	NB03WSK130 09/10/15	NB03WSK131A 09/10/15	NB03WSK131B 08/22/15	NB03WSK132A 09/10/15	NB03WSK132B 09/10/15	NB03WSK134 09/10/15
PCB-195	ng/kg	53,800	43,100	391,000	42,700 E	37,500 E	99,700 E
PCB-196	ng/kg	84,100	68,300	643,000	55,200 E	45,000 E	161,000 E
PCB-197/200	ng/kg	20,100	16,000	191,000	14,300	3,190	39,200
PCB-198/199	ng/kg	206,000	168,000	1,580,000	192,000 E	158,000 E	339,000 E
PCB-201	ng/kg	29,000	25,400	282,000	19,100	15,700	40,600 E
PCB-202	ng/kg	81,000	67,800	614,000	79,100 E	68,800 E	84,400 E
PCB-203	ng/kg	154,000 E	128,000 E	1,150,000	142,000 E	118,000 E	228,000 E
PCB-204	ng/kg	345 U	292 U	2,940 U	245	194	201
PCB-205	ng/kg	8,100	6,720	56,000	7,050	6,190	13,900
PCB-206	ng/kg	89,300	67,800	511,000	78,900 E	63,400 E	95,000 E
PCB-207	ng/kg	8,860	4,330	68,000	4,570	5,190	11,300
PCB-208	ng/kg	29,500	23,700	239,000	27,000 E	20,800	31,700 E
PCB-209	ng/kg	35,200	29,200	294,000	26,600 E	20,400	19,700
Total PCB Congeners (209)	ng/kg	41,300,000 J	41,300,000 J	346,000,000 J	27,800,000 J	24,300,000 J	28,200,000 J
Semivolatiles							
1,2,4,5-Tetrachlorobenzene	ug/kg	11,000 U	9,200 U	19,000 U	7,500 U	10,000 U	9,200 U
1,2-Diphenylhydrazine	ug/kg	11,000 U	9,200 U	19,000 U	7,500 U	10,000 U	9,200 U
1-Methylnaphthalene	ug/kg	90 U	75 U	740 U	61 J	81 U	360 U
2,3,4,6-Tetrachlorophenol	ug/kg	45,000 U	36,000 U	74,000 U	30,000 U	41,000 U	36,000 U
2,4,5-Trichlorophenol	ug/kg	11,000 U	9,200 U	19,000 U	7,500 U	10,000 U	9,200 U
2,4,6-Trichlorophenol	ug/kg	11,000 U	9,200 U	19,000 U	7,500 U	10,000 U	9,200 U
2,4-Dichlorophenol	ug/kg	11,000 U	9,200 U	19,000 U	7,500 U	10,000 U	9,200 U
2,4-Dimethylphenol	ug/kg	11,000 U	9,200 U	19,000 U	7,500 U	10,000 U	9,200 U
2,4-Dinitrophenol	ug/kg	200,000 UJ	170,000 UJ	340,000 U	140,000 UJ	190,000 UJ	160,000 UJ
2,4-Dinitrotoluene	ug/kg	45,000 U	36,000 U	74,000 U	30,000 U	41,000 U	36,000 U
2,6-Dinitrotoluene	ug/kg	11,000 U	9,200 U	19,000 U	7,500 U	10,000 U	9,200 U
2-Chloronaphthalene	ug/kg	4,500 U	3,600 U	7,700 U	3,000 U	4,100 U	3,600 U
2-Chlorophenol	ug/kg	11,000 U	9,200 U	19,000 U	7,500 U	10,000 U	9,200 U
2-Methylnaphthalene	ug/kg	170 J	110 J	740 U	84 J	81 U	360 U
2-Methylphenol (o-cresol)	ug/kg	11,000 U	9,200 U	19,000 U	7,500 U	10,000 U	9,200 U
2-Nitroaniline	ug/kg	11,000 U	9,200 U	19,000 U	7,500 U	10,000 U	9,200 U
2-Nitrophenol	ug/kg	11,000 U	9,200 U	19,000 U	7,500 U	10,000 U	9,200 U
3,3'-Dichlorobenzidine	ug/kg	69,000 U	56,000 U	110,000 U	45,000 U	63,000 U	56,000 U
3-Nitroaniline	ug/kg	45,000 U	36,000 U	74,000 U	30,000 U	41,000 U	36,000 U
4,6-Dinitro-2-methylphenol	ug/kg	110,000 U	92,000 U	190,000 U	75,000 U	100,000 U	92,000 U
4-Bromophenyl phenyl ether	ug/kg	11,000 U	9,200 U	19,000 U	7,500 U	10,000 U	9,200 U
4-Chloro-3-methylphenol	ug/kg	11,000 U	9,200 U	19,000 U	7,500 U	10,000 U	9,200 U
4-Chloroaniline	ug/kg	23,000 U	19,000 U	37,000 U	15,000 U	21,000 U	18,000 U
4-Chlorophenyl phenyl ether	ug/kg	11,000 U	9,200 U	19,000 U	7,500 U	10,000 U	9,200 U
4-Methylphenol (p-cresol)	ug/kg	11,000 U	9,200 U	19,000 U	7,500 U	10,000 U	9,200 U
4-Nitroaniline	ug/kg	45,000 U	36,000 U	74,000 U	30,000 U	41,000 U	36,000 U
4-Nitrophenol	ug/kg	110,000 U	92,000 U	190,000 U	75,000 U	100,000 U	92,000 U
Acenaphthene	ug/kg	290	150 J	1,500 J	250	150 J	360 U
Acenaphthylene	ug/kg	90 U	75 U	740 U	66 J	81 U	360 U
Acetophenone	ug/kg	11,000 U	9,200 U	19,000 U	7,500 U	10,000 U	9,200 U

Table C-13
Lipid Normalized Striped Killifish (Whole Body) Analytical Results

Sample Name: / Date Analyzed:	Units	NB03WSK130 09/10/15	NB03WSK131A 09/10/15	NB03WSK131B 08/22/15	NB03WSK132A 09/10/15	NB03WSK132B 09/10/15	NB03WSK134 09/10/15
Anthracene	ug/kg	930	75 U	740 U	250	81 U	360 U
Atrazine	ug/kg	23,000 U	19,000 U	37,000 U	15,000 U	21,000 U	18,000 U
Benzaldehyde	ug/kg	45,000 U	36,000 U	270,000	30,000 U	41,000 U	36,000 U
Benzidine	ug/kg	480,000 U	390,000 U	770,000 U	320,000 U	440,000 U	390,000 U
Benzo(a)anthracene	ug/kg	340	75 U	740 U	110 J+	81 U	360 U
Benzo(a)pyrene	ug/kg	240	75 U	740 U	59 U	81 U	360 U
Benzo(b)fluoranthene	ug/kg	260	75 U	740 U	59 U	81 U	360 U
Benzo(g,h,i)perylene	ug/kg	90 U	75 U	740 U	59 U	81 U	360 U
Benzo(j)+(k)fluoranthene	ug/kg	260	75 U	740 U	59 U	81 U	360 U
Benzo[e]pyrene	ug/kg	200 J	75 U	740 U	59 U	81 U	360 U
Benzoic acid	ug/kg	110,000 U	92,000 U	190,000 U	75,000 U	100,000 U	92,000 U
Benzyl butyl phthalate	ug/kg	45,000 U	36,000 U	74,000 U	30,000 U	41,000 U	36,000 U
Biphenyl (diphenyl)	ug/kg	11,000 U	9,200 U	19,000 U	7,500 U	10,000 U	9,200 U
Bis(2-chloroethoxy) methane	ug/kg	11,000 U	9,200 U	19,000 U	7,500 U	10,000 U	9,200 U
Bis(2-chloroethyl) ether (2-Chloroethyl ether)	ug/kg	11,000 U	9,200 U	19,000 U	7,500 U	10,000 U	9,200 U
Bis(2-chloroisopropyl) ether	ug/kg	11,000 U	9,200 U	19,000 U	7,500 U	10,000 U	9,200 U
Bis(2-Ethylhexyl) phthalate	ug/kg	45,000 U	36,000 U	74,000 U	30,000 U	41,000 U	36,000 U
C1-Chrysenes	ug/kg	90 U	75 U	740 U	59 U	81 U	360 U
C1-Fluoranthenes/pyrenes	ug/kg	90 U	75 U	1,600 J	59 U	81 U	360 U
C1-Fluorenes	ug/kg	90 U	75 U	740 U	59 U	81 U	360 U
C1-Naphthalenes	ug/kg	90 U	75 U	1,300 J	190	81 U	360 U
C1-Phenanthrene/anthracene	ug/kg	90 U	75 U	860 J	59 U	81 U	360 U
C2-Chrysene	ug/kg	90 U	75 U	740 U	59 U	81 U	360 U
C2-Fluoranthenes/pyrene	ug/kg	90 U	75 U	740 U	59 U	81 U	360 U
C2-Fluorenes	ug/kg	90 U	75 U	740 U	59 U	81 U	360 U
C2-Naphthalenes	ug/kg	90 U	75 U	1,100 J	170	280	360 U
C2-Phenanthrene/anthracene	ug/kg	90 U	75 U	740 U	59 U	81 U	360 U
C3-Chrysene	ug/kg	90 U	75 U	740 U	59 U	81 U	360 U
C3-Fluoranthenes/pyrene	ug/kg	90 U	75 U	740 U	59 U	81 U	360 U
C3-Fluorenes	ug/kg	90 U	75 U	740 U	59 U	81 U	360 U
C3-Naphthalenes	ug/kg	90 U	75 U	740 U	59 U	81 U	360 U
C3-Phenanthrene/anthracene	ug/kg	90 U	75 U	740 U	59 U	81 U	360 U
C4-Chrysene	ug/kg	90 U	75 U	740 U	59 U	81 U	360 U
C4-Naphthalenes	ug/kg	90 U	75 U	740 U	59 U	81 U	360 U
C4-Phenanthrene/anthracene	ug/kg	90 U	75 U	740 U	59 U	81 U	360 U
Caprolactam	ug/kg	23,000 U	19,000 U	37,000 U	15,000 U	21,000 U	18,000 U
Carbazole	ug/kg	11,000 U	9,200 U	19,000 U	7,500 U	10,000 U	9,200 U
Chrysene	ug/kg	380	75 U	740 U	110 J+	81 U	360 U
Dibenz(a,h)anthracene	ug/kg	90 U	75 U	740 U	59 U	81 U	360 U
Dibenzofuran	ug/kg	11,000 U	9,200 U	19,000 U	7,500 U	10,000 U	9,200 U
Diethyl phthalate	ug/kg	45,000 U	36,000 U	74,000 U	30,000 U	41,000 U	36,000 U
Dimethyl phthalate	ug/kg	45,000 U	36,000 U	74,000 U	30,000 U	41,000 U	36,000 U
Di-n-butyl phthalate	ug/kg	45,000 U	36,000 U	74,000 U	30,000 U	41,000 U	36,000 U
Di-n-octylphthalate	ug/kg	45,000 U	36,000 U	74,000 U	30,000 U	41,000 U	36,000 U
Fluoranthene	ug/kg	720	75 U	1,000 J	980 J+	81 U	360 U

Table C-13
Lipid Normalized Striped Killifish (Whole Body) Analytical Results

Sample Name: / Date Analyzed:	Units	NB03WSK130 09/10/15	NB03WSK131A 09/10/15	NB03WSK131B 08/22/15	NB03WSK132A 09/10/15	NB03WSK132B 09/10/15	NB03WSK134 09/10/15
Fluorene	ug/kg	590	110 J	740 U	220	81 U	360 U
Hexachlorobutadiene	ug/kg	11,000 U	9,200 U	19,000 U	7,500 U	10,000 U	9,200 U
Hexachlorocyclopentadiene	ug/kg	110,000 U	92,000 U	190,000 U	75,000 U	100,000 U	92,000 U
Hexachloroethane	ug/kg	23,000 U	19,000 U	37,000 U	15,000 U	21,000 U	18,000 U
Indeno(1,2,3-c,d)pyrene	ug/kg	90 U	75 U	7,700 J	59 U	81 U	360 U
Isophorone	ug/kg	11,000 U	9,200 U	19,000 U	7,500 U	10,000 U	9,200 U
Naphthalene	ug/kg	140 J	75 U	740 U	100 J	81 U	360 U
Nitrobenzene	ug/kg	11,000 U	9,200 U	19,000 U	7,500 U	10,000 U	9,200 U
N-Nitrosodi-n-propylamine	ug/kg	11,000 U	9,200 U	19,000 U	7,500 U	10,000 U	9,200 U
N-Nitrosodiphenylamine	ug/kg	11,000 U	9,200 U	19,000 U	7,500 U	10,000 U	9,200 U
Pentachlorophenol	ug/kg	23,000 U	19,000 U	37,000 U	15,000 U	21,000 U	18,000 U
Perylene	ug/kg	110 J	75 U	740 U	59 U	81 U	360 U
Phenanthrene	ug/kg	790	130 J	1,000 J	700	81 U	360 U
Phenol	ug/kg	11,000 U	9,200 U	19,000 U	7,500 U	10,000 U	9,200 U
Pyrene	ug/kg	790	75 U	740 U	360 J+	81 U	360 U
Pyridine	ug/kg	45,000 U	36,000 U	74,000 U	30,000 U	41,000 U	36,000 U
Total HMW PAHs	ug/kg	3,000	75 U	8,700 J	1,600 J	81 U	360 U
Total LMW PAHs	ug/kg	2,900 J	500 J	2,500 J	1,700 J	150 J	360 U
Total PAHs	ug/kg	5,900 J	500 J	11,000 J	3,200 J	150 J	360 U

Table C-13
Lipid Normalized Striped Killifish (Whole Body) Analytical Results

Notes:

1. Totals were calculated using detected values only. If all analytes that make up a given total are non-detect, the total will be reported as the highest detection limit of the individual analytes and will be qualified with a "U" flag to indicate it is a non-detect.
2. Total PCB Congeners (209) = sum of 209 individual congener PCBs
3. Total Aroclor PCBs (Sum of 7 Aroclors) = sum of Aroclor-1016, Aroclor-1221, Aroclor-1232, Aroclor-1242, Aroclor-1248, Aroclor-1254, and Aroclor-1260
4. Total Aroclor PCBs (Sum of 9 Aroclors) = sum of Aroclor-1016, Aroclor-1221, Aroclor-1232, Aroclor-1242, Aroclor-1248, Aroclor-1254, Aroclor-1260, Aroclor-1262, and Aroclor-1268
5. Total Alpha + Gamma Chlordane = sum of alpha-Chlordane and gamma-Chlordane
6. Total DDT (2,4) = sum of 2,4'-DDD, 2,4'-DDE, and 2,4'-DDT
7. Total DDT (4,4) = sum of 4,4'-DDD, 4,4'-DDE, and 4,4'-DDT
8. Total DDT (2,4 & 4,4) = sum of 2,4'-DDD, 2,4'-DDE, 2,4'-DDT, 4,4'-DDD, 4,4'-DDE, and 4,4'-DDT
9. Total HMW PAHs = sum of fluoranthene, pyrene, benzo(a)anthracene, chrysene, benzo(b)fluoranthene, benzo(k)fluoranthene, benzo(a)pyrene, indeno(1,2,3-cd)pyrene, dibenzo(a,h)anthracene, and benzo(g,h,i)perylene.
10. Total LMW PAHs = sum of naphthalene, 2-methylnaphthalene, acenaphthylene, acenaphthene, fluorene, phenanthrene, and anthracene.
11. Total PAHs = sum of Total LMW PAHs and Total HMW PAHs.

DDD = dichlorodiphenyldichloroethane
DDE = dichlorodiphenyldichloroethylene
DDT = dichlorodiphenyltrichloroethane
HMW = high molecular weight
LMW = low molecular weight
PAH = polycyclic aromatic hydrocarbon
PCB = polychlorinated biphenyl

% = percent
mg/kg = milligrams per kilogram
ng/g = nanograms per gram
ng/kg = nanograms per kilogram
pg/g = picograms per gram
ug/kg = micrograms per kilogram

Table C-14
Lipid Normalized Summer Flounder (Whole Body) Analytical Results

Sample Name: Date Analyzed:	Units	NB03WSFC-COMP01 10/01/15	NB03WSFC-COMP02 10/01/15	NB03WSFN-COMP01 10/01/15	NB03WSFN-COMP02 10/01/15
Dioxins/Furans					
1,2,3,4,6,7,8-HpCDD	ng/kg	48.6 JBQ	40.1 JB	173 JB	40.6 JB [46.7 JBQ]
1,2,3,4,6,7,8-HpCDF	ng/kg	41.9 JBQ	30.3 JBQ	85.8 JB	111 JB [103 JB]
1,2,3,4,7,8,9-HpCDF	ng/kg	6.55 U	2.46 U	14.0 JBQ	7.49 JBQ [8.58 JBQ]
1,2,3,4,7,8-HxCDD	ng/kg	4.47 JBQ	2.68 JB	9.58 JBQ	6.54 JB [5.48 JBQ]
1,2,3,4,7,8-HxCDF	ng/kg	11.7 JB	34.6 JBQ	125 JBQ	80.8 JB [87.5 JB]
1,2,3,6,7,8-HxCDD	ng/kg	23.5 JBQ	27.6 JBQ	93.5 JB	25.8 JB [18.5 JBQ]
1,2,3,6,7,8-HxCDF	ng/kg	24.1 JBQ	23.8 JBQ	84.5 JBQ	60.7 JB [54.2 JB]
1,2,3,7,8,9-HxCDD	ng/kg	12.0 JB	9.92 JB	34.0 JB	12.2 JB [6.83 JBQ]
1,2,3,7,8,9-HxCDF	ng/kg	10.8 JB	6.34 JBQ	19.3 JB	4.30 JBQ [7.36 JB]
1,2,3,7,8-PCDD	ng/kg	10.5 U	24.3 JBQ	80.0 JB	23.5 JB [21.4 JB]
1,2,3,7,8-PCDF	ng/kg	70.2 JB	29.3 JB	90.8 JB	83.4 JB [70.7 JB]
2,3,4,6,7,8-HxCDF	ng/kg	10.2 JBQ	9.92 JB	36.5 JB	18.6 JB [18.3 JB]
2,3,4,7,8-PCDF	ng/kg	83.6 JBQ	73.9 JB	250 JBQ	135 JB [123 JB]
2,3,7,8-TCDD	ng/kg	272 B	925 B	1,150 B	1,470 B [1,380 B]
2,3,7,8-TCDF	ng/kg	18.1 JQ	9.42 JQ	32.0 JQ	15.3 J [11.5 JQ]
OCDD	ng/kg	107 JB	73.0 JBQ	320 JB	105 JB [121 JB]
OCDF	ng/kg	17.4 JBQ	6.96 JB	29.5 JB	30.4 JB [40.5 JB]
Butyltins					
Dibutyltin	ug/kg	220 U	110 U	330 U	120 U [110 U]
Monobutyltin	ug/kg	3,600 UCNJ	1,700 UCNJ	5,300 UCNJ	1,800 UCNJ [1,800 UCNJ]
Tetra-n-butyltin	ug/kg	290 U	140 U	430 U	150 U [150 U]
Tributyltin	ug/kg	410	210 P	380 U	190 [190]
Aroclor PCBs					
Aroclor 1016	ug/kg	1,200 U	600 U	1,800 U	650 U [600 U]
Aroclor 1221	ug/kg	1,600 U	770 U	2,300 U	830 U [760 U]
Aroclor 1232	ug/kg	2,800 U	1,300 U	4,000 U	1,500 U [1,300 U]
Aroclor 1242	ug/kg	1,100 U	550 U	1,600 U	600 U [550 U]
Aroclor 1248	ug/kg	1,100 U	550 U	1,600 U	5,700 PJ [550 U]
Aroclor 1254	ug/kg	5,900	550 U	5,800 J	600 U [550 U]
Aroclor 1260	ug/kg	1,700 U	5,000 PJ	2,400 U	7,300 PJ [5,700 PJ]
Aroclor 1262	ug/kg	1,100 U	550 U	1,600 U	600 U [550 U]
Aroclor 1268	ug/kg	1,100 U	550 U	1,600 U	600 U [550 U]
Total Aroclor PCBs (Sum Of 7 Aroclors)	ug/kg	5,900	5,000 J	5,800 J	13,000 J [5,700 J]
Total Aroclor PCBs (Sum Of 9 Aroclors)	ug/kg	5,900	5,000 J	5,800 J	13,000 J [5,700 J]

Table C-14
Lipid Normalized Summer Flounder (Whole Body) Analytical Results

Sample Name: / Date Analyzed:	Units	NB03WSFC-COMP01 10/01/15	NB03WSFC-COMP02 10/01/15	NB03WSFN-COMP01 10/01/15	NB03WSFN-COMP02 10/01/15
Pesticides					
2,4'-DDD	pg/g	83,800 J	39,900 J	320,000 J	105,000 J [56,600 J]
2,4'-DDE	pg/g	161,000 J	85,800 J	570,000 J	223,000 J [90,800 J]
2,4'-DDT	pg/g	5,430 J	8,420 J	20,800 J	6,980 J [5,230 J]
4,4'-DDD	pg/g	634,000 J	544,000 J	2,220,000 J	656,000 J [483,000 J]
4,4'-DDE	pg/g	2,020,000 BJ	1,790,000 BJ	5,550,000 BJ	3,350,000 BDJ [1,730,000 BJ]
4,4'-DDT	pg/g	23,800 BJ	117,000 BJ	88,300 BJ	73,100 BJ [46,300 BJ]
Aldrin	pg/g	712 J	763 UJ	2,290 UJ	833 UJ [584 J]
Alpha BHC	pg/g	1,570 J	1,740 J	1,560 J	973 J [2,220 J]
Alpha endosulfan	pg/g	9,900 UJ	4,780 UJ	14,400 UJ	5,220 UJ [R]
Beta BHC	pg/g	1,910 UJ	983 J	2,780 UJ	1,290 J [1,020 J]
Beta endosulfan	pg/g	10,100 UJ	4,860 UJ	14,600 UJ	5,300 UJ [R]
cis-Chlordane	pg/g	216,000 J	184,000 J	355,000 J	118,000 J [81,800 J]
cis-Nonachlor	pg/g	116,000 J	113,000 J	223,000 J	170,000 J [108,000 J]
Delta BHC	pg/g	876 UJ	423 UJ	1,270 UJ	462 UJ [423 UJ]
Dieldrin	pg/g	121,000 BJ	63,400 BJ	188,000 BJ	121,000 BJ [85,000 BJ]
Endosulfan sulfate	pg/g	10,900 UJ	5,280 UJ	15,800 UJ	5,750 UJ [5,280 UJ]
Endrin	pg/g	2,400 UJ	1,160 UJ	3,480 UJ	1,260 UJ [1,160 UJ]
Endrin aldehyde	pg/g	22,600 UJ	10,900 UJ	32,800 UJ	11,900 UJ [10,900 UJ]
Endrin ketone	pg/g	13,100 UJ	6,330 UJ	11,200 J	6,910 UJ [6,330 UJ]
Gamma BHC (Lindane)	pg/g	1,110 J	925 J	4,050 J	539 J [950 J]
Heptachlor	pg/g	5,600 UJ	2,710 UJ	8,130 UJ	2,950 UJ [372 J]
Heptachlor epoxide	pg/g	18,600 J	9,330 J	37,300 J	19,900 J [15,700 J]
Hexachlorobenzene	pg/g	35,200 BJ	16,300 BJ	54,800 BJ	38,500 BJ [25,800 BJ]
Methoxychlor	pg/g	6,710 UJ	3,240 UJ	9,730 UJ	3,540 UJ [1,440 J]
Mirex	pg/g	7,100 J	9,000 J	13,200 J	6,480 J [6,250 J]
Oxychlordane	pg/g	87,100 J	28,300 J	107,000 J	99,100 J [50,900 J]
Trans-chlordane	pg/g	72,800 BJ	37,000 BJ	127,000 BJ	89,900 BJ [44,200 BJ]
Trans-heptachlor epoxide	pg/g	22,800 J	37,000 J	44,500 J	47,700 J [29,600 J]
Trans-nonachlor	pg/g	267,000 BJ	250,000 BJ	528,000 BJ	441,000 BJ [303,000 BJ]
Total Alpha + Gamma Chlordane	pg/g	288,000 J	221,000 J	482,000 J	208,000 J [126,000 J]
Total DDT (2,4)	pg/g	250,000 J	134,000 J	911,000 J	335,000 J [153,000 J]
Total DDT (4,4)	pg/g	2,680,000 J	2,450,000 J	7,860,000 J	4,070,000 J [2,260,000 J]
Total DDT (2,4 & 4,4)	pg/g	2,930,000 J	2,590,000 J	8,770,000 J	4,410,000 J [2,420,000 J]

Table C-14
Lipid Normalized Summer Flounder (Whole Body) Analytical Results

Sample Name: Date Analyzed:	Units	NB03WSFC-COMP01 10/01/15	NB03WSFC-COMP02 10/01/15	NB03WSFN-COMP01 10/01/15	NB03WSFN-COMP02 10/01/15
PCB Congeners					
PCB-1	ng/kg	4,760 BJ	1,560 BJ	28,000 BJ	1,370 BJ [1,200 BJ]
PCB-2	ng/kg	447 J	119 J	2,310 J	138 J [122 J]
PCB-3	ng/kg	188 UJ	87.5 UJ	7,880 BJ	98.2 UJ [91.7 UJ]
PCB-4	ng/kg	32,800 BJ	15,300 BJ	163,000 BJ	38,600 BEJ [37,100 BEJ]
PCB-5	ng/kg	137 UJ	102 J	1,250 UJ	345 J [318 J]
PCB-6	ng/kg	4,470 BJ	2,670 BJ	24,500 BJ	8,180 BJ [7,730 J]
PCB-7	ng/kg	578 J	368 J	1,250 UJ	864 J [812 J]
PCB-8	ng/kg	R	R	R	R [R]
PCB-9	ng/kg	1,020 J	658 J	1,100 UJ	1,950 J [1,910 J]
PCB-10	ng/kg	4,140 J	2,170 J	16,600 J	5,180 J [5,030 J]
PCB-11	ng/kg	8,340 BJ	270 U	27,500 BJ	303 U [284 U]
PCB-12/13	ng/kg	671 J	221 J	2,980 UJ	535 J [540 J]
PCB-14	ng/kg	137 UJ	63.6 UJ	1,250 UJ	71.3 UJ [66.9 UJ]
PCB-15	ng/kg	274 UJ	128 UJ	10,700 BJ	1,560 BJ [1,530 BJ]
PCB-16	ng/kg	6,720 BJ	3,550 BJ	20,100 BJ	18,900 BJ [19,300 BJ]
PCB-17	ng/kg	79,800 BEJ	61,100 BEJ	450,000 BJ	198,000 BEJ [193,000 BEJ]
PCB-18/30	ng/kg	112,000 BEJ	91,700 BEJ	545,000 BJ	324,000 BEJ [313,000 BEJ]
PCB-19	ng/kg	20,300 J	12,400 J	111,000 J	43,500 EJ [44,200 EJ]
PCB-20/28	ng/kg	383,000 BEJ	264,000 BEJ	1,950,000 BEJ	783,000 BEJ [850,000 BEJ]
PCB-21/33	ng/kg	31,000 J	27,200 J	241,000 J	97,300 EJ [95,800 EJ]
PCB-22	ng/kg	86,000 BEJ	64,200 BEJ	440,000 BJ	171,000 BEJ [162,000 BEJ]
PCB-23	ng/kg	164 J	116 J	1,150 J	367 J [374 J]
PCB-24	ng/kg	1,930 J	1,800 J	8,550 J	4,820 J [3,940 J]
PCB-25	ng/kg	24,000 J	17,600 J	91,800 J	43,400 EJ [44,800 EJ]
PCB-26/29	ng/kg	84,000 J	77,100 EJ	363,000 J	144,000 EJ [148,000 EJ]
PCB-27	ng/kg	10,800 J	6,660 J	38,000 J	31,300 EJ [31,500 EJ]
PCB-31	ng/kg	286,000 BEJ	206,000 BEJ	1,480,000 BEJ	586,000 BEJ [624,000 BEJ]
PCB-32	ng/kg	82,400 BEJ	57,800 BEJ	463,000 BJ	172,000 BEJ [173,000 BEJ]
PCB-34	ng/kg	2,530 J	1,900 J	15,900 J	4,610 J [4,600 J]
PCB-35	ng/kg	154 UJ	71.6 UJ	1,410 UJ	80.2 UJ [75.3 UJ]
PCB-36	ng/kg	137 UJ	63.6 UJ	1,250 UJ	71.3 UJ [66.9 UJ]
PCB-37	ng/kg	4,530 J	2,010 J	15,300 J	6,210 J [5,990 J]
PCB-38	ng/kg	624 J	312 J	2,580 J	955 J [925 J]
PCB-39	ng/kg	1,300 J	807 J	9,880 J	3,440 J [3,190 J]
PCB-40/71	ng/kg	236,000 EJ	143,000 EJ	1,070,000 J	435,000 EJ [436,000 EJ]
PCB-41	ng/kg	8,340 J	8,830 J	79,500 J	41,500 J [37,800 J]
PCB-42	ng/kg	81,600 J	69,100 EJ	500,000 J	303,000 EJ [301,000 EJ]
PCB-43	ng/kg	9,740 J	7,950 J	63,000 J	42,100 J [40,800 J]

Table C-14
Lipid Normalized Summer Flounder (Whole Body) Analytical Results

Sample Name: / Date Analyzed:	Units	NB03WSFC-COMP01 10/01/15	NB03WSFC-COMP02 10/01/15	NB03WSFN-COMP01 10/01/15	NB03WSFN-COMP02 10/01/15
PCB-44/47/65	ng/kg	905,000 EJ	455,000 EJ	3,050,000 EJ	1,440,000 EJ [1,490,000 EJ]
PCB-45	ng/kg	34,300 J	28,500 J	120,000 J	105,000 EJ [97,500 EJ]
PCB-46	ng/kg	940 J	561 J	2,550 J	2,540 J [2,510 J]
PCB-48	ng/kg	62,400 J	47,900 EJ	493,000 J	202,000 EJ [203,000 EJ]
PCB-49/69	ng/kg	1,170,000 EJ	683,000 EJ	4,600,000 EJ	1,640,000 EJ [1,720,000 EJ]
PCB-50/53	ng/kg	36,600 J	27,400 J	172,000 J	157,000 EJ [154,000 EJ]
PCB-51	ng/kg	40,500 J	28,500 J	192,000 J	146,000 EJ [153,000 EJ]
PCB-52	ng/kg	1,550,000 BEJ	1,030,000 BEJ	5,800,000 BEJ	2,280,000 BEJ [2,340,000 BEJ]
PCB-54	ng/kg	4,220 J	2,740 J	19,700 J	13,200 J [13,300 J]
PCB-55	ng/kg	1,790 J	1,030 J	13,200 J	3,770 J [2,860 J]
PCB-56	ng/kg	75,300 J	52,300 EJ	358,000 J	163,000 EJ [168,000 EJ]
PCB-57	ng/kg	4,620 J	4,510 J	15,800 J	4,440 J [4,360 J]
PCB-58	ng/kg	1,580 J	1,330 J	9,230 J	5,100 J [5,210 J]
PCB-60	ng/kg	105,000 EJ	72,700 EJ	485,000 J	233,000 EJ [240,000 EJ]
PCB-61/70/74/76	ng/kg	1,040,000 EJ	647,000 EJ	5,200,000 EJ	2,190,000 EJ [2,570,000 EJ]
PCB-62/75	ng/kg	91,700 J	56,500 J	390,000 J	167,000 EJ [163,000 EJ]
PCB-63	ng/kg	86,200 J	54,300 EJ	308,000 J	108,000 EJ [108,000 EJ]
PCB-64	ng/kg	390,000 EJ	222,000 EJ	2,100,000 EJ	709,000 EJ [732,000 EJ]
PCB-66	ng/kg	747,000 BEJ	488,000 BEJ	5,030,000 BEJ	1,920,000 BEJ [2,260,000 BEJ]
PCB-67	ng/kg	9,550 J	7,440 J	30,000 J	16,500 J [16,700 J]
PCB-68	ng/kg	31,900 J	18,900 J	77,500 J	28,600 J [29,800 J]
PCB-72	ng/kg	47,200 J	27,500 J	129,000 J	37,600 J [39,400 J]
PCB-73	ng/kg	2,780 J	2,160 J	11,100 J	6,650 J [5,230 J]
PCB-77	ng/kg	7,830 J	3,820 J	13,300 J	7,750 J [7,860 J]
PCB-78	ng/kg	274 UJ	128 UJ	2,500 UJ	143 UJ [607 J]
PCB-79	ng/kg	4,500 J	3,160 J	21,200 J	12,900 J [12,400 J]
PCB-80	ng/kg	188 UJ	87.5 UJ	1,720 UJ	98.2 UJ [91.7 UJ]
PCB-81	ng/kg	455 J	408 J	2,830 UJ	927 J [975 J]
PCB-82	ng/kg	13,700 J	8,670 J	60,300 J	61,800 EJ [64,200 EJ]
PCB-83	ng/kg	3,000 J	1,490 J	7,000 J	9,730 J [9,170 J]
PCB-84	ng/kg	15,200 J	10,300 J	39,500 J	53,200 J [54,000 EJ]
PCB-85/116/117	ng/kg	390,000 EJ	165,000 EJ	1,520,000 J	585,000 EJ [588,000 EJ]
PCB-86/87/97/109/119/125	ng/kg	572,000 J	314,000 EJ	2,680,000 J	1,170,000 EJ [1,210,000 EJ]
PCB-88	ng/kg	376 UJ	175 UJ	3,450 UJ	875 J [1,240 J]
PCB-89	ng/kg	1,900 J	1,630 J	15,500 J	9,550 J [9,920 J]
PCB-90/101/113	ng/kg	1,840,000 BEJ	793,000 BEJ	6,930,000 BEJ	2,690,000 BEJ [2,800,000 BEJ]
PCB-91	ng/kg	278,000 EJ	138,000 EJ	840,000 J	335,000 EJ [335,000 EJ]
PCB-92	ng/kg	467,000 EJ	235,000 EJ	1,410,000 EJ	565,000 EJ [589,000 EJ]
PCB-93/100	ng/kg	95,900 J	33,000 J	185,000 J	128,000 EJ [128,000 EJ]

Table C-14
Lipid Normalized Summer Flounder (Whole Body) Analytical Results

Sample Name: / Date Analyzed:	Units	NB03WSFC-COMP01 10/01/15	NB03WSFC-COMP02 10/01/15	NB03WSFN-COMP01 10/01/15	NB03WSFN-COMP02 10/01/15
PCB-94	ng/kg	957 J	688 J	3,780 J	5,790 J [5,880 J]
PCB-95	ng/kg	574,000 EJ	304,000 EJ	2,430,000 EJ	1,040,000 EJ [1,130,000 EJ]
PCB-96	ng/kg	1,790 J	1,600 J	7,550 J	6,640 J [6,530 J]
PCB-98/102	ng/kg	28,400 J	22,000 J	133,000 J	66,800 J [65,100 J]
PCB-99	ng/kg	1,520,000 EJ	725,000 EJ	5,380,000 EJ	2,230,000 EJ [2,380,000 EJ]
PCB-103	ng/kg	50,900 J	19,900 J	121,000 J	55,700 EJ [50,200 J]
PCB-104	ng/kg	4,050 J	1,240 J	11,900 J	7,650 J [8,150 J]
PCB-105	ng/kg	378,000 EJ	206,000 EJ	1,920,000 EJ	773,000 EJ [833,000 EJ]
PCB-106	ng/kg	290 UJ	135 UJ	2,650 UJ	152 UJ [143 UJ]
PCB-107	ng/kg	216,000 EJ	114,000 EJ	688,000 J	255,000 EJ [260,000 EJ]
PCB-108/124	ng/kg	33,400 J	18,500 J	149,000 J	56,800 J [60,800 J]
PCB-110/115	ng/kg	1,380,000 EJ	637,000 EJ	6,200,000 EJ	2,160,000 EJ [2,290,000 EJ]
PCB-111	ng/kg	8,140 J	3,460 J	15,300 J	7,050 J [7,440 J]
PCB-112	ng/kg	8,190 J	3,230 J	14,000 J	6,970 J [6,080 J]
PCB-114	ng/kg	36,400 J	25,300 J	161,000 J	66,300 EJ [70,100 EJ]
PCB-118	ng/kg	1,780,000 EJ	1,160,000 EJ	7,580,000 EJ	3,180,000 EJ [3,900,000 EJ]
PCB-120	ng/kg	28,600 J	12,800 J	66,800 J	27,600 J [29,000 J]
PCB-121	ng/kg	3,830 J	1,480 J	6,980 J	3,890 J [3,920 J]
PCB-122	ng/kg	1,100 J	908 J	5,200 J	2,480 J [2,550 J]
PCB-123	ng/kg	28,800 J	16,900 J	121,000 J	53,000 J [47,700 J]
PCB-126	ng/kg	3,070 J	2,950 J	15,200 J	4,750 J [5,380 J]
PCB-127	ng/kg	2,740 J	1,180 J	8,200 J	3,410 J [3,470 J]
PCB-128/166	ng/kg	322,000 EJ	108,000 EJ	980,000 J	389,000 EJ [398,000 EJ]
PCB-129/138/163	ng/kg	3,050,000 EJ	1,120,000 EJ	8,800,000 EJ	3,990,000 EJ [4,300,000 EJ]
PCB-130	ng/kg	214,000 EJ	80,900 EJ	518,000 J	195,000 EJ [196,000 EJ]
PCB-131	ng/kg	2,720 J	2,470 J	15,300 J	8,450 J [8,270 J]
PCB-132	ng/kg	257,000 EJ	97,500 EJ	830,000 J	369,000 EJ [369,000 EJ]
PCB-133	ng/kg	149,000 EJ	49,500 EJ	300,000 J	119,000 EJ [125,000 EJ]
PCB-134	ng/kg	12,900 J	10,600 J	59,500 J	33,600 J [33,800 J]
PCB-135/151	ng/kg	776,000 EJ	317,000 EJ	1,880,000 EJ	909,000 EJ [917,000 EJ]
PCB-136	ng/kg	66,600 J	34,600 J	199,000 J	106,000 EJ [109,000 EJ]
PCB-137	ng/kg	132,000 EJ	53,300 EJ	370,000 J	168,000 EJ [174,000 EJ]
PCB-139/140	ng/kg	51,600 J	15,300 J	141,000 J	62,200 J [65,000 J]
PCB-141	ng/kg	291,000 EJ	110,000 EJ	1,120,000 EJ	450,000 EJ [450,000 EJ]
PCB-142	ng/kg	290 UJ	135 UJ	2,650 UJ	397 J [368 J]
PCB-143	ng/kg	1,930 J	517 J	8,780 J	2,980 J [3,920 J]
PCB-144	ng/kg	70,900 J	28,100 J	245,000 J	107,000 EJ [96,700 EJ]
PCB-145	ng/kg	274 UJ	128 UJ	2,500 UJ	480 J [507 J]
PCB-146	ng/kg	R	R	R	R [R]

Table C-14
Lipid Normalized Summer Flounder (Whole Body) Analytical Results

Sample Name: / Date Analyzed:	Units	NB03WSFC-COMP01 10/01/15	NB03WSFC-COMP02 10/01/15	NB03WSFN-COMP01 10/01/15	NB03WSFN-COMP02 10/01/15
PCB-147/149	ng/kg	1,550,000 BEJ	520,000 BEJ	4,200,000 BEJ	1,770,000 BEJ [1,880,000 BEJ]
PCB-148	ng/kg	27,900 J	6,880 J	41,500 J	22,400 J [23,000 J]
PCB-150	ng/kg	11,300 J	3,570 J	23,600 J	11,500 J [11,700 J]
PCB-152	ng/kg	1,020 J	482 J	3,700 J	2,250 J [2,350 J]
PCB-153/168	ng/kg	3,310,000 BEJ	1,150,000 BEJ	9,150,000 BEJ	4,420,000 BEJ [4,830,000 BEJ]
PCB-154	ng/kg	166,000 EJ	39,800 J	265,000 J	163,000 EJ [167,000 EJ]
PCB-155	ng/kg	14,700 J	3,760 J	68,800 J	34,400 J [34,200 J]
PCB-156/157	ng/kg	266,000 EJ	141,000 EJ	810,000 J	327,000 EJ [344,000 EJ]
PCB-158	ng/kg	154,000 EJ	60,800 EJ	675,000 J	266,000 EJ [273,000 EJ]
PCB-159	ng/kg	659 J	236 J	2,190 UJ	927 J [992 J]
PCB-160	ng/kg	1,210 J	501 UJ	9,850 UJ	1,940 J [2,740 J]
PCB-161	ng/kg	222 UJ	285 J	2,030 UJ	636 J [583 J]
PCB-162	ng/kg	31,000 J	11,800 J	78,300 J	29,700 J [30,700 J]
PCB-164	ng/kg	103,000 EJ	31,900 J	370,000 J	129,000 EJ [131,000 EJ]
PCB-165	ng/kg	12,300 J	3,680 J	13,700 J	8,190 J [8,500 J]
PCB-167	ng/kg	106,000 EJ	59,300 EJ	318,000 J	130,000 EJ [135,000 EJ]
PCB-169	ng/kg	257 UJ	134 J	2,350 UJ	260 J [181 J]
PCB-170	ng/kg	495,000 EJ	185,000 EJ	1,360,000 EJ	617,000 EJ [670,000 EJ]
PCB-171/173	ng/kg	R	R	R	R [R]
PCB-172	ng/kg	134,000 EJ	41,900 J	328,000 J	145,000 EJ [153,000 EJ]
PCB-174	ng/kg	R	R	R	R [R]
PCB-175	ng/kg	R	R	R	R [R]
PCB-176	ng/kg	32,100 J	8,830 J	95,800 J	44,000 J [47,100 J]
PCB-177	ng/kg	R	R	R	R [R]
PCB-178	ng/kg	R	R	R	R [R]
PCB-179	ng/kg	99,000 J	36,200 J	278,000 J	150,000 EJ [158,000 EJ]
PCB-180/193	ng/kg	1,620,000 EJ	550,000 EJ	4,130,000 EJ	2,020,000 EJ [2,180,000 EJ]
PCB-181	ng/kg	R	R	R	R [R]
PCB-182	ng/kg	R	R	R	R [R]
PCB-183/185	ng/kg	R	R	R	R [R]
PCB-184	ng/kg	3,480 J	783 J	7,000 J	4,350 J [4,630 J]
PCB-186	ng/kg	257 UJ	119 UJ	2,350 UJ	134 UJ [126 UJ]
PCB-187	ng/kg	R	R	R	R [R]
PCB-188	ng/kg	15,400 J	2,940 J	29,800 J	11,400 J [11,700 J]
PCB-189	ng/kg	22,900 J	8,330 J	54,500 J	26,500 J [28,100 J]
PCB-190	ng/kg	109,000 EJ	38,000 J	335,000 J	152,000 EJ [165,000 EJ]
PCB-191	ng/kg	21,600 J	8,830 J	66,000 J	29,900 J [31,800 J]
PCB-192	ng/kg	222 UJ	103 UJ	2,030 UJ	115 UJ [438 J]
PCB-194	ng/kg	303,000 EJ	77,000 EJ	693,000 J	291,000 EJ [292,000 EJ]

Table C-14
Lipid Normalized Summer Flounder (Whole Body) Analytical Results

Sample Name: / Date Analyzed:	Units	NB03WSFC-COMP01 10/01/15	NB03WSFC-COMP02 10/01/15	NB03WSFN-COMP01 10/01/15	NB03WSFN-COMP02 10/01/15
PCB-195	ng/kg	85,200 J	22,900 J	204,000 J	104,000 EJ [109,000 EJ]
PCB-196	ng/kg	184,000 EJ	47,600 J	380,000 J	186,000 EJ [198,000 EJ]
PCB-197/200	ng/kg	42,600 J	8,420 J	75,500 J	40,800 J [41,900 J]
PCB-198/199	ng/kg	638,000 EJ	150,000 EJ	1,090,000 J	497,000 EJ [524,000 EJ]
PCB-201	ng/kg	83,600 J	18,400 J	152,000 J	69,800 J [73,300 J]
PCB-202	ng/kg	319,000 EJ	80,300 EJ	573,000 J	216,000 EJ [218,000 EJ]
PCB-203	ng/kg	391,000 EJ	102,000 EJ	750,000 J	366,000 EJ [379,000 EJ]
PCB-204	ng/kg	1,000 J	171 J	3,280 UJ	853 J [908 J]
PCB-205	ng/kg	13,400 J	3,180 J	27,800 J	15,500 J [16,300 J]
PCB-206	ng/kg	288,000 EJ	62,600 J	450,000 J	222,000 EJ [228,000 EJ]
PCB-207	ng/kg	32,800 J	6,270 J	53,800 J	25,300 J [26,100 J]
PCB-208	ng/kg	143,000 J	32,600 J	214,000 J	92,700 EJ [95,800 EJ]
PCB-209	ng/kg	R	R	R	R [R]
Total PCB Congeners (209)	ng/kg	34,100,000 J	15,600,000 J	118,000,000 J	50,300,000 J [53,900,000 J]
Semivolatiles					
1,2,4,5-Tetrachlorobenzene	ug/kg	57,000 U	28,000 U	83,000 U	30,000 U [28,000 U]
1,2-Diphenylhydrazine	ug/kg	57,000 U	28,000 U	83,000 U	30,000 U [28,000 U]
1-Methylnaphthalene	ug/kg	2,200 U	1,100 U	3,300 U	1,200 U [230 U]
2,3,4,6-Tetrachlorophenol	ug/kg	220,000 U	110,000 U	330,000 U	120,000 U [110,000 U]
2,4,5-Trichlorophenol	ug/kg	57,000 U	28,000 U	83,000 U	30,000 U [28,000 U]
2,4,6-Trichlorophenol	ug/kg	57,000 U	28,000 U	83,000 U	30,000 U [28,000 U]
2,4-Dichlorophenol	ug/kg	57,000 U	28,000 U	83,000 U	30,000 U [28,000 U]
2,4-Dimethylphenol	ug/kg	57,000 U	28,000 U	83,000 U	30,000 U [28,000 U]
2,4-Dinitrophenol	ug/kg	1,000,000 U	500,000 U	1,500,000 U	550,000 U [500,000 U]
2,4-Dinitrotoluene	ug/kg	220,000 U	110,000 U	330,000 U	120,000 U [110,000 U]
2,6-Dinitrotoluene	ug/kg	57,000 U	28,000 U	83,000 U	30,000 U [28,000 U]
2-Chloronaphthalene	ug/kg	22,000 UJ	11,000 UJ	33,000 UJ	12,000 UJ [11,000 UJ]
2-Chlorophenol	ug/kg	57,000 U	28,000 U	83,000 U	30,000 U [28,000 U]
2-Methylnaphthalene	ug/kg	2,200 U	1,100 U	3,300 U	1,200 U [230 U]
2-Methylphenol (o-cresol)	ug/kg	57,000 U	28,000 U	83,000 U	30,000 U [28,000 U]
2-Nitroaniline	ug/kg	57,000 U	28,000 U	83,000 U	30,000 U [28,000 U]
2-Nitrophenol	ug/kg	57,000 U	28,000 U	83,000 U	30,000 U [28,000 U]
3,3'-Dichlorobenzidine	ug/kg	340,000 U	170,000 U	500,000 U	180,000 U [170,000 U]
3-Nitroaniline	ug/kg	220,000 U	110,000 U	330,000 U	120,000 U [110,000 U]
4,6-Dinitro-2-methylphenol	ug/kg	570,000 U	280,000 U	830,000 U	300,000 U [280,000 U]
4-Bromophenyl phenyl ether	ug/kg	57,000 U	28,000 U	83,000 U	30,000 U [28,000 U]
4-Chloro-3-methylphenol	ug/kg	57,000 U	28,000 U	83,000 U	30,000 U [28,000 U]
4-Chloroaniline	ug/kg	120,000 U	56,000 U	170,000 U	61,000 U [56,000 U]
4-Chlorophenyl phenyl ether	ug/kg	57,000 U	28,000 U	83,000 U	30,000 U [28,000 U]

Table C-14
Lipid Normalized Summer Flounder (Whole Body) Analytical Results

Sample Name: / Date Analyzed:	Units	NB03WSFC-COMP01 10/01/15	NB03WSFC-COMP02 10/01/15	NB03WSFN-COMP01 10/01/15	NB03WSFN-COMP02 10/01/15
4-Methylphenol (p-cresol)	ug/kg	57,000 U	28,000 U	83,000 U	30,000 U [28,000 U]
4-Nitroaniline	ug/kg	220,000 U	110,000 U	330,000 U	120,000 U [110,000 U]
4-Nitrophenol	ug/kg	570,000 U	280,000 U	830,000 U	300,000 U [280,000 U]
Acenaphthene	ug/kg	2,200 U	1,100 U	3,300 U	1,200 U [480 J]
Acenaphthylene	ug/kg	2,200 U	1,100 U	3,300 U	1,200 U [230 U]
Acetophenone	ug/kg	57,000 U	28,000 U	83,000 U	30,000 U [28,000 U]
Anthracene	ug/kg	2,200 U	1,100 U	3,300 U	1,200 U [230 U]
Atrazine	ug/kg	120,000 U	56,000 U	170,000 U	61,000 U [56,000 U]
Benzaldehyde	ug/kg	220,000 U	110,000 U	330,000 U	120,000 U [110,000 U]
Benzidine	ug/kg	2,400,000 U	1,200,000 U	3,500,000 U	1,300,000 U [1,200,000 U]
Benzo(a)anthracene	ug/kg	2,200 U	1,100 U	3,300 U	1,200 U [230 U]
Benzo(a)pyrene	ug/kg	2,200 U	1,100 U	3,300 UJ	1,200 U [230 U]
Benzo(b)fluoranthene	ug/kg	2,200 U	1,100 U	3,300 UJ	1,200 U [230 U]
Benzo(g,h,i)perylene	ug/kg	2,200 U	1,100 U	3,300 UJ	1,200 U [230 U]
Benzo(j)+(k)fluoranthene	ug/kg	2,200 U	1,100 U	3,300 UJ	1,200 U [230 U]
Benzo[e]pyrene	ug/kg	2,200 U	1,100 U	3,300 U	1,200 U [230 U]
Benzoic acid	ug/kg	570,000 U	280,000 U	830,000 U	300,000 U [280,000 U]
Benzyl butyl phthalate	ug/kg	220,000 U	110,000 U	330,000 U	120,000 U [110,000 U]
Biphenyl (diphenyl)	ug/kg	57,000 U	28,000 U	83,000 U	30,000 U [28,000 U]
Bis(2-chloroethoxy) methane	ug/kg	57,000 U	28,000 U	83,000 U	30,000 U [28,000 U]
Bis(2-chloroethyl) ether (2-Chloroethyl ether)	ug/kg	57,000 U	28,000 U	83,000 U	30,000 U [28,000 U]
Bis(2-chloroisopropyl) ether	ug/kg	57,000 U	28,000 U	83,000 U	30,000 U [28,000 U]
Bis(2-Ethylhexyl) phthalate	ug/kg	220,000 U	110,000 U	330,000 U	120,000 U [110,000 U]
C1-Chrysenes	ug/kg	2,200 U	1,100 U	3,300 U	1,200 U [230 U]
C1-Fluoranthenes/pyrenes	ug/kg	2,200 U	1,100 U	3,300 U	1,200 U [230 U]
C1-Fluorenes	ug/kg	2,200 U	1,100 U	3,300 U	1,200 U [230 U]
C1-Naphthalenes	ug/kg	2,200 U	1,100 U	3,300 U	1,200 U [230 U]
C1-Phenanthrene/anthracene	ug/kg	2,200 U	1,100 U	3,300 U	1,200 U [230 U]
C2-Chrysene	ug/kg	2,200 U	1,100 U	3,300 U	1,200 U [230 U]
C2-Fluoranthenes/pyrene	ug/kg	2,200 U	1,100 U	3,300 U	1,200 U [230 U]
C2-Fluorenes	ug/kg	2,200 U	1,100 U	3,300 U	1,200 U [230 U]
C2-Naphthalenes	ug/kg	2,200 U	1,100 U	3,300 U	1,200 U [230 U]
C2-Phenanthrene/anthracene	ug/kg	2,200 U	1,100 U	3,300 U	1,200 U [230 U]
C3-Chrysene	ug/kg	2,200 U	1,100 U	3,300 U	1,200 U [230 U]
C3-Fluoranthenes/pyrene	ug/kg	2,200 U	1,100 U	3,300 U	1,200 U [230 U]
C3-Fluorenes	ug/kg	2,200 U	1,100 U	3,300 U	1,200 U [230 U]
C3-Naphthalenes	ug/kg	2,200 U	1,100 U	3,300 U	1,200 U [230 U]
C3-Phenanthrene/anthracene	ug/kg	2,200 U	1,100 U	3,300 U	1,200 U [230 U]
C4-Chrysene	ug/kg	2,200 U	1,100 U	3,300 U	1,200 U [230 U]

Table C-14
Lipid Normalized Summer Flounder (Whole Body) Analytical Results

Sample Name: Date Analyzed:	Units	NB03WSFC-COMP01 10/01/15	NB03WSFC-COMP02 10/01/15	NB03WSFN-COMP01 10/01/15	NB03WSFN-COMP02 10/01/15
C4-Naphthalenes	ug/kg	2,200 U	1,100 U	3,300 U	1,200 U [230 U]
C4-Phenanthrene/anthracene	ug/kg	2,200 U	1,100 U	3,300 U	1,200 U [230 U]
Caprolactam	ug/kg	120,000 U	56,000 U	170,000 U	61,000 U [56,000 U]
Carbazole	ug/kg	57,000 U	28,000 U	83,000 U	30,000 U [28,000 U]
Chrysene	ug/kg	2,200 U	1,100 U	3,300 U	1,200 U [230 U]
Dibenz(a,h)anthracene	ug/kg	2,200 U	1,100 U	3,300 UJ	1,200 U [230 U]
Dibenzofuran	ug/kg	57,000 U	28,000 U	83,000 U	30,000 U [28,000 U]
Diethyl phthalate	ug/kg	220,000 U	110,000 U	330,000 U	120,000 U [110,000 U]
Dimethyl phthalate	ug/kg	220,000 U	110,000 U	330,000 U	120,000 U [110,000 U]
Di-n-butyl phthalate	ug/kg	220,000 U	110,000 U	330,000 U	120,000 U [110,000 U]
Di-n-octylphthalate	ug/kg	220,000 U	110,000 U	330,000 U	120,000 U [110,000 U]
Fluoranthene	ug/kg	2,200 U	1,100 U	3,300 U	1,200 U [230 U]
Fluorene	ug/kg	2,200 U	1,100 U	3,300 U	1,200 U [230 U]
Hexachlorobutadiene	ug/kg	57,000 U	28,000 U	83,000 U	30,000 U [28,000 U]
Hexachlorocyclopentadiene	ug/kg	570,000 U	280,000 U	830,000 U	300,000 U [280,000 U]
Hexachloroethane	ug/kg	120,000 U	56,000 U	170,000 U	61,000 U [56,000 U]
Indeno(1,2,3-c,d)pyrene	ug/kg	2,200 U	1,100 U	3,300 UJ	1,200 U [230 U]
Isophorone	ug/kg	57,000 U	28,000 U	83,000 U	30,000 U [28,000 U]
Naphthalene	ug/kg	2,200 U	1,100 U	3,300 U	1,200 U [230 U]
Nitrobenzene	ug/kg	57,000 U	28,000 U	83,000 U	30,000 U [28,000 U]
N-Nitrosodi-n-propylamine	ug/kg	57,000 U	28,000 U	83,000 U	30,000 U [28,000 U]
N-Nitrosodiphenylamine	ug/kg	57,000 U	28,000 U	83,000 U	30,000 U [28,000 U]
Pentachlorophenol	ug/kg	120,000 U	56,000 U	170,000 U	61,000 U [56,000 U]
Perylene	ug/kg	2,200 U	1,100 U	3,300 U	1,200 U [230 U]
Phenanthrene	ug/kg	2,200 U	1,100 U	3,300 U	1,200 U [230 U]
Phenol	ug/kg	140,000	28,000 U	160,000 J	30,000 U [28,000 U]
Pyrene	ug/kg	2,200 U	1,100 U	3,300 U	1,200 U [230 U]
Pyridine	ug/kg	220,000 U	110,000 U	330,000 U	120,000 U [110,000 U]
Total HMW PAHs	ug/kg	2,200 U	1,100 U	3,300 U	1,200 U [230 U]
Total LMW PAHs	ug/kg	2,200 U	1,100 U	3,300 U	1,200 U [480 J]
Total PAHs	ug/kg	2,200 U	1,100 U	3,300 U	1,200 U [480 J]

Table C-14
Lipid Normalized Summer Flounder (Whole Body) Analytical Results

Sample Name: / Date Analyzed:	Units	NB03WSFS-COMP01 10/01/15	NB03WSFS-COMP02 12/09/15	NB03WSFS-COMP03 10/01/15	NB03WSFS-COMP04 12/09/15
Dioxins/Furans					
1,2,3,4,6,7,8-HpCDD	ng/kg	76.4 JB	43.1 JBQ	13.3 JBQ	20.6 JBQ [21.1 JB]
1,2,3,4,6,7,8-HpCDF	ng/kg	86.2 JBQ	48.5 JB	7.36 JBQ	23.3 JBQ [23.6 JBQ]
1,2,3,4,7,8,9-HpCDF	ng/kg	11.7 JBQ	11.9 JBQ	2.44 U	6.27 JBQ [10.0 JBQ]
1,2,3,4,7,8-HxCDD	ng/kg	5.97 U	8.60 JBQ	1.47 U	4.76 JBQ [5.62 JBQ]
1,2,3,4,7,8-HxCDF	ng/kg	52.1 JB	19.1 JQ	6.74 JBQ	12.8 JQ [10.4 JB]
1,2,3,6,7,8-HxCDD	ng/kg	58.2 JB	29.3 J	7.93 JQ	17.0 JQ [15.8 JB]
1,2,3,6,7,8-HxCDF	ng/kg	54.6 JB	36.1 JBQ	5.04 JBQ	8.13 JBQ [20.6 JB]
1,2,3,7,8,9-HxCDD	ng/kg	18.7 JBQ	8.18 JBQ	2.83 JBQ	4.23 JBQ [8.50 JQ]
1,2,3,7,8,9-HxCDF	ng/kg	17.3 JBQ	19.9 JB	1.42 JB	5.24 JBQ [8.50 JB]
1,2,3,7,8-PCDD	ng/kg	13.0 U	12.6 U	4.76 JBQ	21.7 JBQ [8.06 U]
1,2,3,7,8-PCDF	ng/kg	74.4 JBQ	60.3 JBQ	13.8 JB	30.1 JB [43.0 JB]
2,3,4,6,7,8-HxCDF	ng/kg	29.2 JBQ	8.69 JQ	2.02 JBQ	4.72 J [6.50 JB]
2,3,4,7,8-PCDF	ng/kg	142 JB	83.3 JB	20.4 JB	36.3 JBQ [67.5 JB]
2,3,7,8-TCDD	ng/kg	785 B	443 Q	176	126 [101]
2,3,7,8-TCDF	ng/kg	22.3 J	18.5 JQ	10.8 JQ	13.0 JQ [14.8 J]
OCDD	ng/kg	105 JBQ	84.6 JBQ	22.1 JB	39.2 JB [36.8 JB]
OCDF	ng/kg	13.3 JBQ	22.4 JBQ	8.36 JBQ	13.2 JBQ [10.7 JBQ]
Butyltins					
Dibutyltin	ug/kg	310 U	190 U	93 U	87 U [75 U]
Monobutyltin	ug/kg	4,900 UCNJ	3,000 UCN	1,500 UCNJ	1,300 UCN [1,200 UCN]
Tetra-n-butyltin	ug/kg	410 U	250 U	120 U	110 U [94 U]
Tributyltin	ug/kg	360 U	510	110 U	200 [210]
Aroclor PCBs					
Aroclor 1016	ug/kg	1,800 U	1,000 U	510 U	470 U [450 U]
Aroclor 1221	ug/kg	2,400 U	1,300 U	650 U	590 U [580 U]
Aroclor 1232	ug/kg	4,100 U	2,200 U	1,100 U	1,000 U [1,000 U]
Aroclor 1242	ug/kg	1,700 U	960 U	470 U	430 U [410 U]
Aroclor 1248	ug/kg	1,700 U	9,000 PJ	470 U	3,500 [3,100]
Aroclor 1254	ug/kg	1,700 U	14,000 PJ	6,400	5,900 PJN [4,900 PJ]
Aroclor 1260	ug/kg	6,400 PJ	4,900	2,000 J	1,800 J [1,600 J]
Aroclor 1262	ug/kg	1,700 U	960 U	470 U	430 U [410 U]
Aroclor 1268	ug/kg	1,700 U	960 U	470 U	430 U [410 U]
Total Aroclor PCBs (Sum Of 7 Aroclors)	ug/kg	6,400 J	28,000 J	8,400 J	11,000 J [9,600 J]
Total Aroclor PCBs (Sum Of 9 Aroclors)	ug/kg	6,400 J	28,000 J	8,400 J	11,000 J [9,600 J]

Table C-14
Lipid Normalized Summer Flounder (Whole Body) Analytical Results

Sample Name: / Date Analyzed:	Units	NB03WSFS-COMP01 10/01/15	NB03WSFS-COMP02 12/09/15	NB03WSFS-COMP03 10/01/15	NB03WSFS-COMP04 12/09/15
Pesticides					
2,4'-DDD	pg/g	66,200 J	56,100 J	12,600 J	35,100 [36,000]
2,4'-DDE	pg/g	159,000 J	233,000 J	28,200 J	59,500 [60,400]
2,4'-DDT	pg/g	7,870 J	8,820	979 J	5,360 [5,290]
4,4'-DDD	pg/g	474,000 J	703,000 J	58,200 J	297,000 [308,000]
4,4'-DDE	pg/g	2,440,000 BJ	3,730,000 BDJ	232,000 BJ	1,030,000 B [1,090,000 B]
4,4'-DDT	pg/g	35,900 BJ	67,800 B	5,110 BJ	33,500 B [45,800 B]
Aldrin	pg/g	2,350 UJ	691 J	654 UJ	252 J [573 U]
Alpha BHC	pg/g	1,790 J	2,610 J	457 UJ	1,740 J [1,690 J]
Alpha endosulfan	pg/g	14,700 UJ	8,570 UJ	4,100 UJ	3,830 U [3,590 U]
Beta BHC	pg/g	1,470 J	2,760 J	546 J	1,490 J [1,390 J]
Beta endosulfan	pg/g	R	8,700 U	4,160 UJ	3,890 U [3,640 U]
cis-Chlordane	pg/g	251,000 J	346,000 J	15,500 J	100,000 [106,000]
cis-Nonachlor	pg/g	163,000 J	172,000 J	11,100 J	59,000 [59,300]
Delta BHC	pg/g	R	758 U	363 UJ	339 U [318 U]
Dieldrin	pg/g	114,000 BJ	96,700 J	18,100 BJ	70,000 [66,300]
Endosulfan sulfate	pg/g	R	9,450 U	4,520 UJ	4,220 U [3,960 U]
Endrin	pg/g	3,560 UJ	2,070 UJ	993 UJ	927 UJ [869 U]
Endrin aldehyde	pg/g	33,600 UJ	19,600 U	9,360 UJ	8,730 U [8,190 U]
Endrin ketone	pg/g	19,500 UJ	11,300 U	5,430 UJ	5,070 U [4,750 U]
Gamma BHC (Lindane)	pg/g	1,470 J	1,510 J	410 J	860 J [900 J]
Heptachlor	pg/g	8,330 UJ	4,850 U	2,320 UJ	2,170 U [2,030 U]
Heptachlor epoxide	pg/g	29,700 J	24,800	5,740 J	19,600 [18,100]
Hexachlorobenzene	pg/g	48,200 BJ	43,700 B	7,210 BJ	25,900 B [28,700 B]
Methoxychlor	pg/g	9,970 UJ	5,810 U	2,780 UJ	2,590 U [2,430 U]
Mirex	pg/g	21,800 J	17,600	1,520 J	6,470 J [6,880 J]
Oxychlordane	pg/g	97,900 J	102,000 J	9,500 J	50,300 [49,400]
Trans-chlordane	pg/g	58,700 BJ	63,400 B	5,860 BJ	20,100 B [20,900 B]
Trans-heptachlor epoxide	pg/g	61,500 J	2,540 U	5,060 J	1,130 U [1,060 U]
Trans-nonachlor	pg/g	428,000 BJ	504,000 J	26,900 BJ	159,000 [163,000]
Total Alpha + Gamma Chlordane	pg/g	309,000 J	410,000 J	21,400 J	120,000 [127,000]
Total DDT (2,4)	pg/g	233,000 J	298,000 J	41,800 J	100,000 [102,000]
Total DDT (4,4)	pg/g	2,950,000 J	4,500,000 J	295,000 J	1,360,000 [1,440,000]
Total DDT (2,4 & 4,4)	pg/g	3,180,000 J	4,800,000 J	337,000 J	1,460,000 [1,540,000]

Table C-14
Lipid Normalized Summer Flounder (Whole Body) Analytical Results

Sample Name: / Date Analyzed:	Units	NB03WSFS-COMP01 10/01/15	NB03WSFS-COMP02 12/09/15	NB03WSFS-COMP03 10/01/15	NB03WSFS-COMP04 12/09/15
PCB Congeners					
PCB-1	ng/kg	5,490 BJ	3,180 B	17,200 BJ	2,140 B [1,460]
PCB-2	ng/kg	403 J	104 U	1,140 J	46.4 U [110 J]
PCB-3	ng/kg	279 UJ	997	5,200 BJ	365 J [182 J]
PCB-4	ng/kg	63,800 BJ	27,900 J	95,000 BJ	25,500 E [20,000 E]
PCB-5	ng/kg	203 UJ	119 U	2,240 J	125 J [88.8 J]
PCB-6	ng/kg	13,300 BJ	3,150	12,600 BJ	2,860 [2,290]
PCB-7	ng/kg	1,280 J	119 U	2,800 J	405 [429]
PCB-8	ng/kg	R	12,500 B	55,600 BJ	11,000 B [8,690]
PCB-9	ng/kg	2,510 J	104 U	3,240 J	667 [541]
PCB-10	ng/kg	7,950 J	193 U	7,930 J	3,760 [3,480]
PCB-11	ng/kg	862 UJ	4,300	9,140 BJ	3,160 [2,600 B]
PCB-12/13	ng/kg	482 UJ	282 U	1,850 J	307 J [239 J]
PCB-14	ng/kg	203 UJ	119 U	433 UJ	53.0 U [48.4 U]
PCB-15	ng/kg	405 UJ	237 U	7,930 BJ	106 U [96.9 U]
PCB-16	ng/kg	19,200 BJ	6,090 B	18,100 BJ	4,040 B [3,640 B]
PCB-17	ng/kg	188,000 BEJ	26,300 B	169,000 BEJ	31,800 BE [28,900 E]
PCB-18/30	ng/kg	372,000 BEJ	42,400	306,000 BJ	48,300 E [44,300 BE]
PCB-19	ng/kg	53,100 J	13,100	64,600 J	14,700 [12,600]
PCB-20/28	ng/kg	1,010,000 BEJ	173,000 BEJ	814,000 BEJ	131,000 BE [110,000 BE]
PCB-21/33	ng/kg	102,000 J	12,900	103,000 J	14,500 [12,400]
PCB-22	ng/kg	203,000 BEJ	29,700 BJ	136,000 BJ	21,900 BE [19,100 BE]
PCB-23	ng/kg	474 J	104 U	410 J	72.7 J [63.8 J]
PCB-24	ng/kg	4,900 J	678	4,940 J	657 [621]
PCB-25	ng/kg	82,600 EJ	9,930	41,900 J	10,900 [9,310]
PCB-26/29	ng/kg	227,000 EJ	38,500	138,000 J	29,900 [26,600]
PCB-27	ng/kg	39,000 J	6,030	27,900 J	7,270 [6,690]
PCB-31	ng/kg	697,000 BEJ	152,000 BEJ	548,000 BEJ	107,000 BE [92,500 BE]
PCB-32	ng/kg	198,000 BEJ	31,600 BJ	169,000 BEJ	31,900 BE [27,600 E]
PCB-34	ng/kg	6,150 J	939	3,540 J	1,000 [894]
PCB-35	ng/kg	228 UJ	134 U	487 UJ	59.7 U [54.4 U]
PCB-36	ng/kg	203 UJ	119 U	433 UJ	53.0 U [48.4 U]
PCB-37	ng/kg	7,820 J	2,100	6,510 J	1,600 [1,540]
PCB-38	ng/kg	1,170 J	104 U	379 UJ	129 J [98.1 J]
PCB-39	ng/kg	3,590 J	548	2,590 J	391 [288]
PCB-40/71	ng/kg	528,000 EJ	90,600	301,000 J	65,900 [58,100]
PCB-41	ng/kg	34,400 J	3,000	29,700 J	2,910 [2,340]
PCB-42	ng/kg	321,000 EJ	25,100	195,000 J	19,600 [17,800]
PCB-43	ng/kg	46,400 J	3,750	29,900 J	3,770 [3,280]

Table C-14
Lipid Normalized Summer Flounder (Whole Body) Analytical Results

Sample Name: / Date Analyzed:	Units	NB03WSFS-COMP01 10/01/15	NB03WSFS-COMP02 12/09/15	NB03WSFS-COMP03 10/01/15	NB03WSFS-COMP04 12/09/15
PCB-44/47/65	ng/kg	1,540,000 EJ	400,000 EJ	771,000 J	237,000 E [208,000 BE]
PCB-45	ng/kg	100,000 J	12,800	69,900 J	12,200 [10,400]
PCB-46	ng/kg	2,620 J	885	1,960 J	613 [470]
PCB-48	ng/kg	223,000 EJ	31,000	141,000 J	20,300 [17,500]
PCB-49/69	ng/kg	1,760,000 EJ	475,000 EJ	907,000 EJ	260,000 E [229,000 BE]
PCB-50/53	ng/kg	165,000 J	12,500	98,600 J	15,000 [13,600]
PCB-51	ng/kg	107,000 J	14,400	66,400 J	11,900 [11,300]
PCB-52	ng/kg	3,030,000 BEJ	691,000 BEJ	1,700,000 BEJ	425,000 BE [376,000 BE]
PCB-54	ng/kg	8,870 J	1,580	11,100 J	1,420 [1,240]
PCB-55	ng/kg	5,280 J	178 U	4,210 J	740 [72.5 U]
PCB-56	ng/kg	231,000 EJ	27,300	173,000 J	26,100 [23,200]
PCB-57	ng/kg	11,300 J	3,190	4,920 J	72.7 U [1,280]
PCB-58	ng/kg	6,640 J	746	3,060 J	541 [399]
PCB-60	ng/kg	318,000 EJ	72,400	190,000 J	34,700 [32,400]
PCB-61/70/74/76	ng/kg	2,540,000 EJ	648,000 E	1,490,000 EJ	331,000 E [293,000 E]
PCB-62/75	ng/kg	188,000 J	39,700	102,000 J	24,500 [21,300]
PCB-63	ng/kg	154,000 EJ	43,700	77,900 J	24,900 [22,100]
PCB-64	ng/kg	749,000 EJ	182,000 EJ	436,000 EJ	90,700 E [80,600 BE]
PCB-66	ng/kg	2,080,000 BEJ	473,000 BEJ	1,090,000 BEJ	220,000 BE [196,000 BE]
PCB-67	ng/kg	21,000 J	4,250	14,400 J	3,600 [2,960]
PCB-68	ng/kg	47,200 J	13,300	18,100 J	8,130 [7,250]
PCB-72	ng/kg	65,600 J	21,800	27,000 J	86.0 U [78.8 U]
PCB-73	ng/kg	5,030 J	1,240	3,730 J	860 [85.0 U]
PCB-77	ng/kg	20,600 J	3,640	16,400 J	4,610 [4,180]
PCB-78	ng/kg	405 UJ	237 U	864 UJ	106 U [96.9 U]
PCB-79	ng/kg	10,800 J	1,990 J	5,240 J	1,100 [925]
PCB-80	ng/kg	279 UJ	163 U	595 UJ	72.7 U [66.3 U]
PCB-81	ng/kg	1,690 J	267 U	1,520 J	271 J [191 J]
PCB-82	ng/kg	56,200 J	3,850	30,500 J	3,790 [3,220]
PCB-83	ng/kg	7,260 J	431 U	4,540 J	1,250 [176 U]
PCB-84	ng/kg	71,300 J	6,330	38,000 J	7,930 [6,940]
PCB-85/116/117	ng/kg	662,000 EJ	209,000	276,000 J	96,000 [89,400]
PCB-86/87/97/109/119/125	ng/kg	1,230,000 EJ	324,000	544,000 J	141,000 [134,000]
PCB-88	ng/kg	1,110 J	327 U	1,190 UJ	146 U [133 U]
PCB-89	ng/kg	8,820 J	939	6,110 J	544 [484]
PCB-90/101/113	ng/kg	2,720,000 BEJ	866,000 EJ	1,170,000 BEJ	418,000 E [393,000 BE]
PCB-91	ng/kg	341,000 EJ	82,400	139,000 J	38,400 [34,900]
PCB-92	ng/kg	749,000 EJ	230,000 EJ	306,000 J	121,000 E [114,000 E]
PCB-93/100	ng/kg	99,200 J	30,000	35,800 J	14,000 [12,600]

Table C-14
Lipid Normalized Summer Flounder (Whole Body) Analytical Results

Sample Name: / Date Analyzed:	Units	NB03WSFS-COMP01 10/01/15	NB03WSFS-COMP02 12/09/15	NB03WSFS-COMP03 10/01/15	NB03WSFS-COMP04 12/09/15
PCB-94	ng/kg	5,180 J	193 U	2,740 J	406 [353]
PCB-95	ng/kg	1,090,000 EJ	196,000 EJ	689,000 EJ	145,000 E [134,000 E]
PCB-96	ng/kg	6,210 J	736 J	3,790 J	604 [545]
PCB-98/102	ng/kg	72,600 J	11,600	34,300 J	7,470 [6,810]
PCB-99	ng/kg	2,820,000 EJ	897,000 EJ	1,090,000 EJ	425,000 E [404,000 E]
PCB-103	ng/kg	49,500 J	17,500	20,700 J	8,870 [7,750]
PCB-104	ng/kg	4,280 J	933	3,010 J	414 [391]
PCB-105	ng/kg	1,060,000 EJ	267,000 EJ	406,000 EJ	135,000 E [123,000 E]
PCB-106	ng/kg	431 UJ	252 U	921 UJ	113 U [103 U]
PCB-107	ng/kg	423,000 EJ	117,000 EJ	159,000 J	70,000 E [71,300 E]
PCB-108/124	ng/kg	77,400 J	17,200	31,900 J	8,930 [8,440]
PCB-110/115	ng/kg	2,350,000 EJ	630,000 BEJ	957,000 EJ	271,000 BE [249,000 BE]
PCB-111	ng/kg	8,540 J	4,010	3,200 J	2,550 [2,430]
PCB-112	ng/kg	8,030 J	207 U	3,020 J	1,530 [85.0 U]
PCB-114	ng/kg	119,000 J	23,900	44,100 J	9,730 [8,940]
PCB-118	ng/kg	5,210,000 EJ	1,210,000 BEJ	1,760,000 EJ	601,000 BE [571,000 BE]
PCB-120	ng/kg	36,700 J	15,800	13,100 J	9,530 [9,440]
PCB-121	ng/kg	3,150 J	1,520	1,350 J	887 [869]
PCB-122	ng/kg	4,000 J	178 U	2,680 J	487 [454]
PCB-123	ng/kg	67,700 J	17,800	28,600 J	7,070 [103 U]
PCB-126	ng/kg	7,460 J	2,210	3,930 J	1,390 [1,150]
PCB-127	ng/kg	5,150 J	1,430	1,850 J	R [R]
PCB-128/166	ng/kg	395,000 EJ	148,000 J	139,000 J	76,000 [71,900]
PCB-129/138/163	ng/kg	4,080,000 EJ	1,510,000 EJ	1,470,000 EJ	800,000 E [750,000 E]
PCB-130	ng/kg	269,000 EJ	89,000 J	87,100 J	48,500 E [45,600 E]
PCB-131	ng/kg	9,260 J	1,440	4,240 J	753 [501]
PCB-132	ng/kg	321,000 EJ	75,400 J	121,000 J	R [39,600 E]
PCB-133	ng/kg	124,000 J	52,200 J	49,600 J	33,800 [32,200]
PCB-134	ng/kg	40,300 J	6,090	17,600 J	4,740 [3,630]
PCB-135/151	ng/kg	1,030,000 EJ	345,000 EJ	387,000 J	191,000 E [169,000 E]
PCB-136	ng/kg	100,000 J	23,400	44,100 J	12,000 [10,100]
PCB-137	ng/kg	231,000 EJ	59,100	67,800 J	26,100 [24,000]
PCB-139/140	ng/kg	56,400 J	19,000	19,700 J	9,070 [8,190]
PCB-141	ng/kg	449,000 EJ	134,000 EJ	169,000 J	61,500 E [58,400 E]
PCB-142	ng/kg	431 UJ	252 U	921 UJ	113 U [R]
PCB-143	ng/kg	1,920 J	490 U	1,790 UJ	219 U [199 U]
PCB-144	ng/kg	97,400 J	36,400	43,200 J	17,600 [15,200]
PCB-145	ng/kg	531 J	237 U	864 UJ	106 U [96.9 U]
PCB-146	ng/kg	R	369,000 EJ	330,000 EJ	231,000 E [209,000 E]

Table C-14
Lipid Normalized Summer Flounder (Whole Body) Analytical Results

Sample Name: / Date Analyzed:	Units	NB03WSFS-COMP01 10/01/15	NB03WSFS-COMP02 12/09/15	NB03WSFS-COMP03 10/01/15	NB03WSFS-COMP04 12/09/15
PCB-147/149	ng/kg	1,510,000 BEJ	485,000 BEJ	568,000 BJ	267,000 BE [237,000 BE]
PCB-148	ng/kg	16,400 J	8,030	6,490 J	6,380 [5,470]
PCB-150	ng/kg	9,360 J	3,340	3,330 J	1,610 [1,380]
PCB-152	ng/kg	1,850 J	336 J	857 J	225 J [173 J]
PCB-153/168	ng/kg	4,310,000 BEJ	1,670,000 EJ	1,570,000 BEJ	920,000 E [838,000 BE]
PCB-154	ng/kg	128,000 J	57,200	45,900 J	35,900 [31,300]
PCB-155	ng/kg	19,100 J	5,880	8,640 J	3,470 [3,240]
PCB-156/157	ng/kg	582,000 EJ	155,000 J	166,000 J	68,700 [67,500]
PCB-158	ng/kg	272,000 EJ	83,100 J	85,000 J	35,700 [35,400]
PCB-159	ng/kg	838 J	207 U	757 UJ	212 J [85.0 U]
PCB-160	ng/kg	2,280 J	936 U	3,410 UJ	417 U [381 U]
PCB-161	ng/kg	685 J	193 U	704 UJ	127 J [78.8 U]
PCB-162	ng/kg	38,500 J	14,300	12,400 J	7,730 [7,250]
PCB-164	ng/kg	116,000 J	29,300	38,000 J	16,700 [15,400]
PCB-165	ng/kg	6,560 J	4,250	2,580 J	3,150 [R]
PCB-167	ng/kg	204,000 EJ	62,100	63,900 J	28,600 [27,400]
PCB-169	ng/kg	379 UJ	222 U	814 UJ	133 J [90.6 U]
PCB-170	ng/kg	610,000 EJ	225,000 EJ	206,000 J	103,000 E [98,800 E]
PCB-171/173	ng/kg	R	R	58,200 J	R [R]
PCB-172	ng/kg	128,000 J	44,900	41,400 J	23,200 [22,200]
PCB-174	ng/kg	R	R	65,400 J	R [R]
PCB-175	ng/kg	R	R	12,000 J	R [R]
PCB-176	ng/kg	31,000 J	12,200	10,800 J	5,290 [5,030]
PCB-177	ng/kg	R	R	122,000 J	R [R]
PCB-178	ng/kg	R	119,000 EJ	89,300 J	71,300 E [69,400 E]
PCB-179	ng/kg	110,000 J	43,300	43,900 J	20,700 [19,100]
PCB-180/193	ng/kg	1,850,000 EJ	696,000 EJ	645,000 J	309,000 E [289,000 E]
PCB-181	ng/kg	R	R	1,910 J	R [R]
PCB-182	ng/kg	R	R	2,460 J	R [R]
PCB-183/185	ng/kg	R	R	186,000 J	R [R]
PCB-184	ng/kg	3,970 J	1,690	1,010 J	1,110 [1,010]
PCB-186	ng/kg	379 UJ	222 U	814 UJ	99.3 U [90.6 U]
PCB-187	ng/kg	R	R	554,000 EJ	R [R]
PCB-188	ng/kg	9,050 J	5,030	4,790 J	5,020 [4,770]
PCB-189	ng/kg	29,500 J	10,400	8,290 J	4,690 [4,530]
PCB-190	ng/kg	132,000 J	51,300 J	46,400 J	22,800 [21,400]
PCB-191	ng/kg	30,800 J	10,300	9,710 J	4,590 [4,350]
PCB-192	ng/kg	328 UJ	193 U	704 UJ	86.0 U [78.8 U]
PCB-194	ng/kg	264,000 EJ	107,000	85,000 J	37,300 [37,000]

Table C-14
Lipid Normalized Summer Flounder (Whole Body) Analytical Results

Sample Name: / Date Analyzed:	Units	NB03WSFS-COMP01 10/01/15	NB03WSFS-COMP02 12/09/15	NB03WSFS-COMP03 10/01/15	NB03WSFS-COMP04 12/09/15
PCB-195	ng/kg	69,200 J	30,900	23,300 J	12,800 [12,700]
PCB-196	ng/kg	150,000 J	59,100	46,400 J	28,900 [28,100]
PCB-197/200	ng/kg	27,900 J	13,200	8,570 J	6,870 [6,750]
PCB-198/199	ng/kg	428,000 J	164,000 J	122,000 J	84,000 [83,800]
PCB-201	ng/kg	61,000 J	29,100	18,400 J	17,100 [17,300]
PCB-202	ng/kg	247,000 EJ	123,000 J	86,400 J	66,000 E [65,000 E]
PCB-203	ng/kg	323,000 EJ	129,000 J	96,400 J	53,700 [50,800]
PCB-204	ng/kg	533 UJ	312 U	1,140 UJ	177 J [169 J]
PCB-205	ng/kg	11,100 J	4,930	3,180 J	1,960 [1,870]
PCB-206	ng/kg	204,000 J	93,600 J	52,900 J	41,600 [39,600]
PCB-207	ng/kg	20,700 J	10,600	5,890 J	5,870 [5,710]
PCB-208	ng/kg	101,000 J	47,500	27,900 J	26,100 [24,000]
PCB-209	ng/kg	R	49,100	27,100 J	23,300 [22,300]
Total PCB Congeners (209)	ng/kg	56,300,000 J	16,600,000 J	26,800,000 J	8,790,000 J [8,100,000 J]
Semivolatiles					
1,2,4,5-Tetrachlorobenzene	ug/kg	85,000 U	49,000 U	24,000 U	22,000 U [21,000 U]
1,2-Diphenylhydrazine	ug/kg	85,000 U	49,000 U	24,000 U	22,000 U [21,000 U]
1-Methylnaphthalene	ug/kg	3,300 U	790 U	930 U	350 U [330 U]
2,3,4,6-Tetrachlorophenol	ug/kg	330,000 U	190,000 U	93,000 U	87,000 U [81,000 U]
2,4,5-Trichlorophenol	ug/kg	85,000 U	49,000 U	24,000 U	22,000 U [21,000 U]
2,4,6-Trichlorophenol	ug/kg	85,000 U	49,000 U	24,000 U	22,000 U [21,000 U]
2,4-Dichlorophenol	ug/kg	85,000 U	49,000 U	24,000 U	22,000 U [21,000 U]
2,4-Dimethylphenol	ug/kg	85,000 U	49,000 U	24,000 U	22,000 U [21,000 U]
2,4-Dinitrophenol	ug/kg	1,500,000 U	880,000 U	430,000 U	400,000 U [370,000 U]
2,4-Dinitrotoluene	ug/kg	330,000 U	190,000 U	93,000 U	87,000 U [81,000 U]
2,6-Dinitrotoluene	ug/kg	85,000 U	49,000 U	24,000 U	22,000 U [21,000 U]
2-Chloronaphthalene	ug/kg	33,000 UJ	19,000 U	9,300 UJ	8,700 U [8,100 U]
2-Chlorophenol	ug/kg	85,000 U	49,000 U	24,000 U	22,000 U [21,000 U]
2-Methylnaphthalene	ug/kg	3,300 U	790 U	930 U	350 U [330 U]
2-Methylphenol (o-cresol)	ug/kg	85,000 U	49,000 U	24,000 U	22,000 U [21,000 U]
2-Nitroaniline	ug/kg	85,000 U	49,000 U	24,000 U	22,000 U [21,000 U]
2-Nitrophenol	ug/kg	85,000 U	49,000 U	24,000 U	22,000 U [21,000 U]
3,3'-Dichlorobenzidine	ug/kg	510,000 U	300,000 U	140,000 U	130,000 U [130,000 U]
3-Nitroaniline	ug/kg	330,000 U	190,000 U	93,000 U	87,000 U [81,000 U]
4,6-Dinitro-2-methylphenol	ug/kg	850,000 U	490,000 U	240,000 U	220,000 U [210,000 U]
4-Bromophenyl phenyl ether	ug/kg	85,000 U	49,000 U	24,000 U	22,000 U [21,000 U]
4-Chloro-3-methylphenol	ug/kg	85,000 U	49,000 U	24,000 U	22,000 U [21,000 U]
4-Chloroaniline	ug/kg	170,000 U	99,000 U	48,000 U	44,000 U [41,000 U]
4-Chlorophenyl phenyl ether	ug/kg	85,000 U	49,000 U	24,000 U	22,000 U [21,000 U]

Table C-14
Lipid Normalized Summer Flounder (Whole Body) Analytical Results

Sample Name: / Date Analyzed:	Units	NB03WSFS-COMP01 10/01/15	NB03WSFS-COMP02 12/09/15	NB03WSFS-COMP03 10/01/15	NB03WSFS-COMP04 12/09/15
4-Methylphenol (p-cresol)	ug/kg	85,000 U	49,000 U	24,000 U	22,000 U [21,000 U]
4-Nitroaniline	ug/kg	330,000 U	190,000 U	93,000 U	87,000 U [81,000 U]
4-Nitrophenol	ug/kg	850,000 U	490,000 U	240,000 U	220,000 U [210,000 U]
Acenaphthene	ug/kg	3,300 U	790 U	930 U	350 U [330 U]
Acenaphthylene	ug/kg	3,300 U	790 U	930 U	350 U [330 U]
Acetophenone	ug/kg	85,000 U	49,000 U	24,000 U	22,000 U [21,000 U]
Anthracene	ug/kg	3,300 U	790 U	930 U	350 U [330 U]
Atrazine	ug/kg	170,000 U	99,000 U	48,000 U	44,000 U [41,000 U]
Benzaldehyde	ug/kg	330,000 U	190,000 U	93,000 U	87,000 U [81,000 U]
Benzidine	ug/kg	3,600,000 U	2,100,000 U	1,000,000 U	930,000 U [880,000 U]
Benzo(a)anthracene	ug/kg	3,300 U	790 U	930 U	350 U [330 U]
Benzo(a)pyrene	ug/kg	3,300 U	790 U	930 U	350 U [330 U]
Benzo(b)fluoranthene	ug/kg	3,300 U	790 U	930 U	350 U [330 U]
Benzo(g,h,i)perylene	ug/kg	3,300 U	790 U	930 U	350 U [330 U]
Benzo(j)+(k)fluoranthene	ug/kg	3,300 U	790 U	930 U	350 U [330 U]
Benzo[e]pyrene	ug/kg	3,300 U	790 U	930 U	350 U [330 U]
Benzoic acid	ug/kg	850,000 U	490,000 U	240,000 U	220,000 U [210,000 U]
Benzyl butyl phthalate	ug/kg	330,000 U	190,000 U	93,000 U	87,000 U [81,000 U]
Biphenyl (diphenyl)	ug/kg	85,000 U	49,000 U	24,000 U	22,000 U [21,000 U]
Bis(2-chloroethoxy) methane	ug/kg	85,000 U	49,000 U	24,000 U	22,000 U [21,000 U]
Bis(2-chloroethyl) ether (2-Chloroethyl ether)	ug/kg	85,000 U	49,000 U	24,000 U	22,000 U [21,000 U]
Bis(2-chloroisopropyl) ether	ug/kg	85,000 U	49,000 U	24,000 U	22,000 U [21,000 U]
Bis(2-Ethylhexyl) phthalate	ug/kg	330,000 U	190,000 U	93,000 U	87,000 U [81,000 U]
C1-Chrysenes	ug/kg	3,300 U	790 U	930 U	350 U [330 U]
C1-Fluoranthenes/pyrenes	ug/kg	3,300 U	790 U	930 U	350 U [330 U]
C1-Fluorenes	ug/kg	3,300 U	790 U	930 U	350 U [330 U]
C1-Naphthalenes	ug/kg	3,300 U	790 U	930 U	350 U [330 U]
C1-Phenanthrene/anthracene	ug/kg	3,300 U	790 U	930 U	350 U [330 U]
C2-Chrysene	ug/kg	3,300 U	790 U	930 U	350 U [330 U]
C2-Fluoranthenes/pyrene	ug/kg	3,300 U	790 U	930 U	350 U [330 U]
C2-Fluorenes	ug/kg	3,300 U	790 U	930 U	350 U [330 U]
C2-Naphthalenes	ug/kg	3,300 U	790 U	930 U	350 U [330 U]
C2-Phenanthrene/anthracene	ug/kg	3,300 U	790 U	930 U	350 U [330 U]
C3-Chrysene	ug/kg	3,300 U	790 U	930 U	350 U [330 U]
C3-Fluoranthenes/pyrene	ug/kg	3,300 U	790 U	930 U	350 U [330 U]
C3-Fluorenes	ug/kg	3,300 U	790 U	930 U	350 U [330 U]
C3-Naphthalenes	ug/kg	3,300 U	790 U	930 U	350 U [330 U]
C3-Phenanthrene/anthracene	ug/kg	3,300 U	790 U	930 U	350 U [330 U]
C4-Chrysene	ug/kg	3,300 U	790 U	930 U	350 U [330 U]

Table C-14
Lipid Normalized Summer Flounder (Whole Body) Analytical Results

Sample Name: / Date Analyzed:	Units	NB03WSFS-COMP01 10/01/15	NB03WSFS-COMP02 12/09/15	NB03WSFS-COMP03 10/01/15	NB03WSFS-COMP04 12/09/15
C4-Naphthalenes	ug/kg	3,300 U	790 U	930 U	350 U [330 U]
C4-Phenanthrene/anthracene	ug/kg	3,300 U	790 U	930 U	350 U [330 U]
Caprolactam	ug/kg	170,000 U	99,000 U	48,000 U	44,000 U [41,000 U]
Carbazole	ug/kg	85,000 U	49,000 U	24,000 U	22,000 U [21,000 U]
Chrysene	ug/kg	3,300 U	790 U	930 U	350 U [330 U]
Dibenz(a,h)anthracene	ug/kg	3,300 U	790 U	930 U	350 U [330 U]
Dibenzofuran	ug/kg	85,000 U	49,000 U	24,000 U	22,000 U [21,000 U]
Diethyl phthalate	ug/kg	330,000 U	190,000 U	93,000 U	87,000 U [81,000 U]
Dimethyl phthalate	ug/kg	330,000 U	190,000 U	93,000 U	87,000 U [81,000 U]
Di-n-butyl phthalate	ug/kg	330,000 U	190,000 U	93,000 U	87,000 U [81,000 U]
Di-n-octylphthalate	ug/kg	330,000 U	190,000 U	93,000 U	87,000 U [81,000 U]
Fluoranthene	ug/kg	3,300 U	790 U	930 U	350 U [330 U]
Fluorene	ug/kg	3,300 U	790 U	930 U	350 U [330 U]
Hexachlorobutadiene	ug/kg	85,000 U	49,000 U	24,000 U	22,000 U [21,000 U]
Hexachlorocyclopentadiene	ug/kg	850,000 U	490,000 U	240,000 U	220,000 U [210,000 U]
Hexachloroethane	ug/kg	170,000 U	99,000 U	48,000 U	44,000 U [41,000 U]
Indeno(1,2,3-c,d)pyrene	ug/kg	3,300 U	790 U	930 U	350 U [330 U]
Isophorone	ug/kg	85,000 U	49,000 U	24,000 U	22,000 U [21,000 U]
Naphthalene	ug/kg	3,300 U	790 U	930 U	350 U [330 U]
Nitrobenzene	ug/kg	85,000 U	49,000 U	24,000 U	22,000 U [21,000 U]
N-Nitrosodi-n-propylamine	ug/kg	85,000 U	49,000 U	24,000 U	22,000 U [21,000 U]
N-Nitrosodiphenylamine	ug/kg	85,000 U	49,000 U	24,000 U	22,000 U [21,000 U]
Pentachlorophenol	ug/kg	170,000 U	99,000 U	48,000 U	44,000 U [41,000 U]
Perylene	ug/kg	3,300 U	790 U	930 U	350 U [330 U]
Phenanthrene	ug/kg	3,300 U	790 U	930 U	350 U [330 U]
Phenol	ug/kg	130,000 J	49,000 U	24,000 U	22,000 U [21,000 U]
Pyrene	ug/kg	3,300 U	790 U	930 U	350 U [330 U]
Pyridine	ug/kg	330,000 U	190,000 U	93,000 U	87,000 U [81,000 U]
Total HMW PAHs	ug/kg	3,300 U	790 U	930 U	350 U [330 U]
Total LMW PAHs	ug/kg	3,300 U	790 U	930 U	350 U [330 U]
Total PAHs	ug/kg	3,300 U	790 U	930 U	350 U [330 U]

Table C-14
Lipid Normalized Summer Flounder (Whole Body) Analytical Results

Notes:

1. Totals were calculated using detected values only. If all analytes that make up a given total are non-detect, the total will be reported as the highest detection limit of the individual analytes and will be qualified with a "U" flag to indicate it is a non-detect.
2. Total PCB Congeners (209) = sum of 209 individual congener PCBs
3. Total Aroclor PCBs (Sum of 7 Aroclors) = sum of Aroclor-1016, Aroclor-1221, Aroclor-1232, Aroclor-1242, Aroclor-1248, Aroclor-1254, and Aroclor-1260
4. Total Aroclor PCBs (Sum of 9 Aroclors) = sum of Aroclor-1016, Aroclor-1221, Aroclor-1232, Aroclor-1242, Aroclor-1248, Aroclor-1254, Aroclor-1260, Aroclor-1262, and Aroclor-1268
5. Total Alpha + Gamma Chlordane = sum of alpha-Chlordane and gamma-Chlordane
6. Total DDT (2,4) = sum of 2,4'-DDD, 2,4'-DDE, and 2,4'-DDT
7. Total DDT (4,4) = sum of 4,4'-DDD, 4,4'-DDE, and 4,4'-DDT
8. Total DDT (2,4 & 4,4) = sum of 2,4'-DDD, 2,4'-DDE, 2,4'-DDT, 4,4'-DDD, 4,4'-DDE, and 4,4'-DDT
9. Total HMW PAHs = sum of fluoranthene, pyrene, benzo(a)anthracene, chrysene, benzo(b)fluoranthene, benzo(k)fluoranthene, benzo(a)pyrene, indeno(1,2,3-cd)pyrene, dibenzo(a,h)anthracene, and benzo(g,h,i)perylene.
10. Total LMW PAHs = sum of naphthalene, 2-methylnaphthalene, acenaphthylene, acenaphthene, fluorene, phenanthrene, and anthracene.
11. Total PAHs = sum of Total LMW PAHs and Total HMW PAHs.

DDD = dichlorodiphenyldichloroethane
DDE = dichlorodiphenyldichloroethylene
DDT = dichlorodiphenyltrichloroethane
HMW = high molecular weight
LMW = low molecular weight
PAH = polycyclic aromatic hydrocarbon
PCB = polychlorinated biphenyl

% = percent
mg/kg = milligrams per kilogram
ng/g = nanograms per gram
ng/kg = nanograms per kilogram
pg/g = picograms per gram
ug/kg = micrograms per kilogram

Table C-15
Lipid Normalized White Perch (Whole Body) Analytical Results

Sample Name: / Date Analyzed:	Units	NB03WWPC-COMP01 10/12/15	NB03WWPC-COMP02 10/12/15	NB03WWPC-COMP03 10/12/15	NB03WWPC-COMP04 10/12/15	NB03WWPC-COMP05 12/08/15	NB03WWPC-COMP06 12/08/15
Dioxins/Furans							
1,2,3,4,6,7,8-HpCDD	ng/kg	49.7 JB	24.7 JB	47.6 JBQ	40.9 JB	33.5 JB	60.4 JBQ
1,2,3,4,6,7,8-HpCDF	ng/kg	279 JB	218 JB	337 JB	461 B	1,080 B	521 JB
1,2,3,4,7,8,9-HpCDF	ng/kg	10.1 JBQ	4.86 U	7.70 JBQ	7.33 U	8.96 JBQ	12.1 JBQ
1,2,3,4,7,8-HxCDD	ng/kg	26.0 JBQ	12.5 JB	18.1 JBQ	22.4 JBQ	17.7 JB	31.8 JBQ
1,2,3,4,7,8-HxCDF	ng/kg	129 JB	110 JB	138 JB	156 JB	290 C	391 J
1,2,3,6,7,8-HxCDD	ng/kg	45.2 J	38.6 JQ	55.9 J	52.9 JQ	48.8 JQ	75.1 JQ
1,2,3,6,7,8-HxCDF	ng/kg	410 JB	140 JB	184 JB	256 JB	644 BC	1,010 BCQ
1,2,3,7,8,9-HxCDD	ng/kg	7.99 JQ	7.76 JQ	8.14 JQ	10.7 JQ	12.5 JB	14.6 JBQ
1,2,3,7,8,9-HxCDF	ng/kg	9.87 JB	5.67 JB	10.4 JBQ	4.35 U	4.60 JB	17.8 JB
1,2,3,7,8-PCDD	ng/kg	78.2 JBQ	65.9 JBQ	71.8 JBQ	75.8 JBQ	90.0 JBQ	22.7 U
1,2,3,7,8-PCDF	ng/kg	360 JB	186 JB	275 JB	212 JB	83.6 BCJ	117 BCJ
2,3,4,6,7,8-HxCDF	ng/kg	21.7 JBQ	15.1 JB	30.7 JBQ	18.2 JB	20.8 J	58.2 JQ
2,3,4,7,8-PCDF	ng/kg	499 JB	382 BC	590 BC	666 BC	387 BC	1,160 BC
2,3,7,8-TCDD	ng/kg	2,040	976	1,750	4,360	2,330	3,440
2,3,7,8-TCDF	ng/kg	508 C	372 C	507 C	390 BC	404 C	659 C
OCDD	ng/kg	212 JB	92.4 JB	122 JBQ	93.3 JBQ	75.6 JB	151 JB
OCDF	ng/kg	22.1 JBQ	23.9 JB	33.0 JB	21.3 JBQ	21.4 JB	112 JB
Butyltins							
Dibutyltin	ug/kg	170 U	76 U	130 U	110 U	52 U	150 U
Monobutyltin	ug/kg	2,600 UCN	1,200 UCN	2,000 UCN	1,700 UCN	800 UCN	2,600 UCN
Tetra-n-butyltin	ug/kg	220 U	100 U	170 U	140 U	64 U	210 U
Tributyltin	ug/kg	530	510	410	360	92	630
Aroclor PCBs							
Aroclor 1016	ug/kg	4,500 U	2,100 U	3,600 U	3,000 U	1,400 U	4,600 U
Aroclor 1221	ug/kg	5,800 U	2,600 U	4,600 U	3,800 U	1,800 U	5,900 U
Aroclor 1232	ug/kg	10,000 U	4,600 U	8,000 U	6,700 U	3,100 U	10,000 U
Aroclor 1242	ug/kg	4,200 U	1,900 U	3,300 U	2,800 U	1,300 U	4,200 U
Aroclor 1248	ug/kg	31,000	26,000	86,000	69,000	28,000	97,000
Aroclor 1254	ug/kg	44,000 PJ	27,000	78,000	66,000	24,000	88,000
Aroclor 1260	ug/kg	14,000 J	9,400 J	25,000	22,000	6,400 J	22,000 J
Aroclor 1262	ug/kg	4,200 U	1,900 U	3,300 U	2,800 U	1,300 U	4,200 U
Aroclor 1268	ug/kg	4,200 U	1,900 U	3,300 U	2,800 U	1,300 U	4,200 U
Total Aroclor PCBs (Sum Of 7 Aroclors)	ug/kg	90,000 J	63,000 J	190,000	160,000	59,000 J	210,000 J
Total Aroclor PCBs (Sum Of 9 Aroclors)	ug/kg	90,000 J	63,000 J	190,000	160,000	59,000 J	210,000 J
Pesticides							
2,4'-DDD	pg/g	2,340,000 J	2,880,000 DJ	2,480,000 DJ	1,230,000 J	365,000	754,000
2,4'-DDE	pg/g	800,000 J	594,000 J	856,000 J	908,000 J	193,000	586,000
2,4'-DDT	pg/g	231,000 BJ	422,000 BJ	110,000 BJ	59,800 BJ	23,400	30,800
4,4'-DDD	pg/g	8,230,000 BDJ	7,240,000 BDJ	7,450,000 BDJ	4,080,000 BDJ	2,120,000 DJ	2,540,000
4,4'-DDE	pg/g	13,000,000 BDJ	5,310,000 BDJ	8,060,000 BDJ	7,240,000 BDJ	3,750,000 BD	9,050,000 BD
4,4'-DDT	pg/g	1,080,000 BJ	1,250,000 BJ	530,000 BJ	343,000 BJ	144,000 B	208,000 B
Aldrin	pg/g	4,570 J	2,580 J	4,640 J	6,000 J	4,320	4,270 J
Alpha BHC	pg/g	2,560 BJ	1,750 BJ	2,750 BJ	3,800 BJ	3,330	R
Alpha endosulfan	pg/g	7,450 UJ	3,380 UJ	5,740 UJ	4,780 UJ	2,300 U	7,360 U

Table C-15
Lipid Normalized White Perch (Whole Body) Analytical Results

Sample Name: / Date Analyzed:	Units	NB03WWPC-COMP01 10/12/15	NB03WWPC-COMP02 10/12/15	NB03WWPC-COMP03 10/12/15	NB03WWPC-COMP04 10/12/15	NB03WWPC-COMP05 12/08/15	NB03WWPC-COMP06 12/08/15
Beta BHC	pg/g	2,510 BJ	1,250 BJ	1,930 BJ	2,220 BJ	2,020	2,060 J
Beta endosulfan	pg/g	7,570 UJ	3,430 UJ	5,830 UJ	4,860 UJ	2,330 U	7,470 U
cis-Chlordane	pg/g	1,430,000 BJ	818,000 BJ	1,770,000 BJ	3,170,000 BDJ	2,820,000 D	2,900,000
cis-Nonachlor	pg/g	1,200,000 J	514,000 J	945,000 J	933,000 J	600,000	1,090,000
Delta BHC	pg/g	660 UJ	299 UJ	508 UJ	423 UJ	267 J	651 U
Dieldrin	pg/g	726,000 BJ	469,000 BJ	745,000 BJ	883,000 BJ	340,000	1,000,000
Endosulfan sulfate	pg/g	8,220 UJ	3,720 UJ	6,330 UJ	5,280 UJ	4,080 J	8,120 U
Endrin	pg/g	4,090 J	818 UJ	4,820 J	1,160 UJ	4,360	3,450 J
Endrin aldehyde	pg/g	17,000 UJ	7,710 UJ	13,100 UJ	10,900 UJ	5,240 U	16,800 U
Endrin ketone	pg/g	9,870 UJ	4,470 UJ	7,600 UJ	6,330 UJ	3,040 U	9,740 U
Gamma BHC (Lindane)	pg/g	2,560 J	1,410 J	2,190 J	2,590 J	1,840	2,270 J
Heptachlor	pg/g	2,400 J	988 J	1,730 J	1,490 J	1,630 J	1,330 J
Heptachlor epoxide	pg/g	131,000 J	87,600 J	133,000 J	190,000 J	316,000	217,000
Hexachlorobenzene	pg/g	139,000 BJ	84,100 BJ	134,000 BJ	191,000 BJ	84,400 B	145,000 B
Methoxychlor	pg/g	5,050 UJ	2,290 UJ	3,890 UJ	3,240 UJ	1,560 UJ	4,990 UJ
Mirex	pg/g	31,000 J	13,800 J	25,200 J	18,800 J	9,560	17,100
Oxychlordane	pg/g	392,000 J	149,000 J	232,000 J	262,000 J	279,000	294,000
Trans-chlordane	pg/g	643,000 J	296,000 J	589,000 J	811,000 J	652,000 B	701,000 B
Trans-heptachlor epoxide	pg/g	2,210 UJ	1,000 UJ	1,700 UJ	1,420 UJ	680 U	2,180 U
Trans-nonachlor	pg/g	2,880,000 DJ	1,240,000 J	2,020,000 DJ	2,260,000 DJ	1,750,000 DJ	2,690,000
Total Alpha + Gamma Chlordane	pg/g	2,070,000 J	1,110,000 J	2,360,000 J	3,980,000 J	3,480,000	3,600,000
Total DDT (2,4)	pg/g	3,370,000 J	3,900,000 J	3,450,000 J	2,200,000 J	581,000	1,370,000
Total DDT (4,4)	pg/g	22,300,000 J	13,800,000 J	16,000,000 J	11,700,000 J	6,010,000 J	11,800,000
Total DDT (2,4 & 4,4)	pg/g	25,700,000 J	17,700,000 J	19,500,000 J	13,900,000 J	6,590,000 J	13,200,000
PCB Congeners							
PCB-1	ng/kg	5,220 BJ	3,580 BJ	4,920 BJ	5,750 BJ	8,720 B	9,870 B
PCB-2	ng/kg	89.2 UJ	241 BJ	339 UJ	333 JB	416 B	558 B
PCB-3	ng/kg	140 UJ	63.5 UJ	533 UJ	443 UJ	708	1,140
PCB-4	ng/kg	58,100 BEJ	49,400 BEJ	72,900 BJ	89,200 BJ	98,400 E	114,000 E
PCB-5	ng/kg	452 J	369 J	674 J	690 J	680	913
PCB-6	ng/kg	15,100 BJ	12,000 BJ	36,800 BJ	19,700 BJ	28,300 E	29,100
PCB-7	ng/kg	1,270 J	1,060 J	2,210 J	1,940 J	2,300	2,310
PCB-8	ng/kg	40,100 BEJ	32,100 BEJ	54,000 BJ	49,800 BJ	68,400 BE	70,600 BE
PCB-9	ng/kg	2,310 J	1,930 J	4,190 J	3,640 J	4,360	4,690
PCB-10	ng/kg	6,940 J	5,880 J	8,600 J	11,100 J	9,600	12,500
PCB-11	ng/kg	14,700 BJ	7,880 BJ	5,030 BJ	6,780 BJ	11,800 E	12,200
PCB-12/13	ng/kg	1,950 J	1,150 J	1,520 J	1,560 J	1,770	2,280
PCB-14	ng/kg	102 UJ	46.4 UJ	388 UJ	322 UJ	30.9 U	98.5 U
PCB-15	ng/kg	8,860 BJ	92.9 UJ	776 UJ	643 UJ	62.0 U	197 U
PCB-16	ng/kg	120,000 EJ	105,000 EJ	264,000 EJ	280,000 EJ	212,000 BE	249,000 BE
PCB-17	ng/kg	255,000 BEJ	210,000 BEJ	648,000 BEJ	548,000 BEJ	378,000 BE	535,000 BE
PCB-18/30	ng/kg	358,000 BEJ	321,000 BEJ	1,010,000 BEJ	875,000 BEJ	616,000 E	818,000 E
PCB-19	ng/kg	59,600 EJ	48,900 EJ	105,000 J	87,500 J	77,200 E	92,400 E
PCB-20/28	ng/kg	1,350,000 BEJ	1,070,000 BEJ	2,310,000 BEJ	2,060,000 BEJ	2,420,000 BE	3,000,000 BE
PCB-21/33	ng/kg	171,000 EJ	129,000 EJ	273,000 J	315,000 EJ	314,000 E	353,000 E

Table C-15
Lipid Normalized White Perch (Whole Body) Analytical Results

Sample Name: / Date Analyzed:	Units	NB03WWPC-COMP01 10/12/15	NB03WWPC-COMP02 10/12/15	NB03WWPC-COMP03 10/12/15	NB03WWPC-COMP04 10/12/15	NB03WWPC-COMP05 12/08/15	NB03WWPC-COMP06 12/08/15
PCB-22	ng/kg	252,000 BEJ	172,000 BEJ	427,000 BEJ	423,000 BEJ	374,000 BE	500,000 BE
PCB-23	ng/kg	631 J	416 J	919 J	1,080 J	840	1,030
PCB-24	ng/kg	127 UJ	58.0 UJ	8,430 J	14,200 J	38.6 U	123 U
PCB-25	ng/kg	153,000 EJ	122,000 EJ	540,000 EJ	273,000 EJ	276,000 E	482,000 E
PCB-26/29	ng/kg	238,000 EJ	185,000 EJ	703,000 EJ	440,000 EJ	363,000 E	690,000 E
PCB-27	ng/kg	70,600 EJ	54,600 EJ	124,000 J	113,000 J	77,200 E	104,000 E
PCB-31	ng/kg	734,000 BEJ	629,000 BEJ	1,440,000 BEJ	1,150,000 BEJ	1,460,000 BE	1,780,000 BE
PCB-32	ng/kg	217,000 BEJ	181,000 BEJ	557,000 BEJ	433,000 BEJ	325,000 BE	456,000 BE
PCB-34	ng/kg	10,100 J	7,240 J	20,700 J	15,300 J	17,100 E	29,900
PCB-35	ng/kg	115 UJ	52.2 UJ	436 UJ	362 UJ	34.8 U	111 U
PCB-36	ng/kg	102 UJ	46.4 UJ	388 UJ	322 UJ	30.9 U	98.5 U
PCB-37	ng/kg	30,800 J	20,600 EJ	25,500 J	22,300 J	40,800 E	40,300 E
PCB-38	ng/kg	1,580 J	906 J	1,690 J	2,010 J	1,290	2,670
PCB-39	ng/kg	6,470 J	3,850 J	7,520 J	9,670 J	7,440	14,500
PCB-40/71	ng/kg	1,010,000 EJ	771,000 EJ	2,220,000 EJ	2,010,000 EJ	1,210,000 E	2,580,000 E
PCB-41	ng/kg	70,000 J	44,900 EJ	126,000 J	140,000 J	63,600 E	110,000 E
PCB-42	ng/kg	717,000 EJ	502,000 EJ	1,540,000 EJ	1,430,000 EJ	832,000 E	1,940,000 E
PCB-43	ng/kg	93,100 EJ	67,600 EJ	202,000 J	203,000 J	121,000 E	262,000 E
PCB-44/47/65	ng/kg	3,040,000 BEJ	2,190,000 BEJ	7,650,000 BEJ	5,400,000 BEJ	3,400,000 E	6,900,000 E
PCB-45	ng/kg	184,000 EJ	132,000 EJ	308,000 EJ	354,000 EJ	260,000 E	401,000 E
PCB-46	ng/kg	71,700 J	55,400 EJ	175,000 J	148,000 J	98,800 E	162,000 E
PCB-48	ng/kg	305,000 EJ	227,000 EJ	576,000 EJ	681,000 EJ	369,000 E	783,000 E
PCB-49/69	ng/kg	2,390,000 BEJ	1,880,000 BEJ	5,250,000 BEJ	4,210,000 BEJ	2,550,000 E	5,880,000 E
PCB-50/53	ng/kg	334,000 EJ	258,000 EJ	1,010,000 EJ	691,000 EJ	408,000 E	724,000 E
PCB-51	ng/kg	266,000 EJ	162,000 EJ	1,210,000 EJ	599,000 EJ	310,000 E	468,000 E
PCB-52	ng/kg	3,250,000 BEJ	2,630,000 BEJ	6,040,000 BEJ	5,780,000 BEJ	3,520,000 BE	7,690,000 BE
PCB-54	ng/kg	11,200 J	6,820 J	66,300 J	24,900 J	17,800	14,400
PCB-55	ng/kg	17,300 J	69.4 UJ	22,900 J	27,300 J	19,600	35,400
PCB-56	ng/kg	762,000 EJ	606,000 EJ	1,160,000 EJ	1,230,000 EJ	1,000,000 E	1,940,000 E
PCB-57	ng/kg	12,800 J	63.5 UJ	24,700 J	24,800 J	12,300	39,200
PCB-58	ng/kg	14,700 J	8,470 J	25,000 J	23,500 J	15,600	41,900
PCB-60	ng/kg	325,000 EJ	242,000 EJ	424,000 EJ	524,000 EJ	336,000 E	686,000 E
PCB-61/70/74/76	ng/kg	4,450,000 BEJ	3,770,000 BEJ	6,170,000 BEJ	6,490,000 BEJ	5,680,000 E	10,300,000 E
PCB-62/75	ng/kg	230,000 EJ	157,000 EJ	436,000 J	443,000 J	266,000 E	562,000 E
PCB-63	ng/kg	129,000 EJ	88,200 EJ	211,000 J	221,000 J	128,000 E	332,000 E
PCB-64	ng/kg	1,050,000 BEJ	829,000 BEJ	2,010,000 BEJ	2,010,000 BEJ	1,280,000 E	2,760,000 E
PCB-66	ng/kg	2,920,000 BEJ	2,350,000 BEJ	4,060,000 BEJ	4,370,000 BEJ	3,470,000 BE	7,400,000 BE
PCB-67	ng/kg	71,700 J	45,200 EJ	111,000 J	117,000 J	85,600 E	172,000 E
PCB-68	ng/kg	42,300 J	81.2 UJ	84,900 J	62,800 J	42,400 E	97,200 E
PCB-72	ng/kg	52,700 J	75.3 UJ	83,700 J	76,400 J	53,600 E	132,000 E
PCB-73	ng/kg	12,600 J	6,000 J	32,600 J	14,400 J	10,200	16,800
PCB-77	ng/kg	123,000 EJ	84,100 EJ	187,000 J	180,000 J	155,000 E	268,000 E
PCB-78	ng/kg	204 UJ	92.9 UJ	776 UJ	643 UJ	62.0 U	197 U
PCB-79	ng/kg	22,100 J	14,700 J	26,500 J	32,300 J	21,100	48,300
PCB-80	ng/kg	140 UJ	227 J	533 UJ	443 UJ	404	558 J

Table C-15
Lipid Normalized White Perch (Whole Body) Analytical Results

Sample Name: / Date Analyzed:	Units	NB03WWPC-COMP01 10/12/15	NB03WWPC-COMP02 10/12/15	NB03WWPC-COMP03 10/12/15	NB03WWPC-COMP04 10/12/15	NB03WWPC-COMP05 12/08/15	NB03WWPC-COMP06 12/08/15
PCB-81	ng/kg	5,600 J	105 UJ	6,800 J	6,870 J	5,760	10,500
PCB-82	ng/kg	256,000 EJ	177,000 EJ	409,000 EJ	441,000 EJ	227,000 E	542,000 E
PCB-83	ng/kg	142,000 EJ	116,000 EJ	203,000 J	260,000 EJ	128,000 E	363,000 E
PCB-84	ng/kg	499,000 BEJ	354,000 BEJ	788,000 BEJ	908,000 BEJ	484,000 E	1,130,000 E
PCB-85/116/117	ng/kg	712,000 EJ	466,000 EJ	1,090,000 EJ	1,160,000 EJ	560,000 E	1,400,000 E
PCB-86/87/97/109/119/125	ng/kg	1,830,000 EJ	1,250,000 EJ	2,670,000 EJ	3,080,000 EJ	1,560,000 E	3,630,000 E
PCB-88	ng/kg	281 UJ	128 UJ	1,070 UJ	883 UJ	85.2 U	271 U
PCB-89	ng/kg	28,600 J	20,400 J	55,500 J	60,300 J	24,800 E	70,400
PCB-90/101/113	ng/kg	3,620,000 BEJ	2,490,000 BEJ	4,600,000 BEJ	5,430,000 BEJ	2,780,000 E	6,220,000 E
PCB-91	ng/kg	538,000 EJ	361,000 EJ	866,000 EJ	958,000 EJ	448,000 E	1,190,000 E
PCB-92	ng/kg	665,000 BEJ	415,000 BEJ	920,000 BEJ	1,040,000 BEJ	536,000 E	1,190,000 E
PCB-93/100	ng/kg	148,000 J	74,700 EJ	407,000 J	271,000 J	150,000 E	218,000 E
PCB-94	ng/kg	35,800 J	21,600 J	79,800 J	69,800 J	36,500 E	67,800
PCB-95	ng/kg	1,970,000 BEJ	1,510,000 BEJ	2,630,000 BEJ	3,030,000 BEJ	2,200,000 E	4,470,000 E
PCB-96	ng/kg	19,500 J	12,900 J	42,500 J	41,000 J	23,900 E	48,600
PCB-98/102	ng/kg	160,000 EJ	100,000 EJ	326,000 J	308,000 J	142,000 E	351,000 E
PCB-99	ng/kg	2,470,000 BEJ	1,660,000 BEJ	3,400,000 BEJ	3,810,000 BEJ	1,960,000 E	4,460,000 E
PCB-103	ng/kg	63,600 J	35,000 EJ	145,000 J	122,000 J	55,200 E	111,000 E
PCB-104	ng/kg	10,500 J	4,960 J	44,300 J	21,000 J	11,900	12,400
PCB-105	ng/kg	968,000 EJ	659,000 EJ	1,130,000 EJ	1,270,000 EJ	R	R
PCB-106	ng/kg	217 UJ	98.8 UJ	824 UJ	683 UJ	65.6 U	209 U
PCB-107	ng/kg	274,000 EJ	181,000 EJ	323,000 EJ	344,000 EJ	233,000 E	544,000 E
PCB-108/124	ng/kg	107,000 J	73,500 EJ	127,000 J	136,000 J	97,600 E	214,000 E
PCB-110/115	ng/kg	3,560,000 BEJ	2,510,000 BEJ	4,360,000 BEJ	5,440,000 BEJ	R	R
PCB-111	ng/kg	4,700 J	3,050 J	7,050 J	6,680 J	3,630	6,960
PCB-112	ng/kg	178 UJ	81.2 UJ	17,900 J	24,200 J	54.0 U	172 U
PCB-114	ng/kg	73,600 J	48,000 EJ	82,000 J	97,500 J	62,400 E	137,000 E
PCB-118	ng/kg	3,710,000 BEJ	2,700,000 BEJ	3,910,000 BEJ	4,240,000 BEJ	3,420,000 BE	6,770,000 BE
PCB-120	ng/kg	21,700 J	14,200 J	30,200 J	33,600 J	18,000	37,100
PCB-121	ng/kg	3,030 J	1,790 J	5,780 J	4,930 J	2,840	4,240
PCB-122	ng/kg	29,400 J	20,500 J	35,500 J	39,500 J	29,000 E	67,700
PCB-123	ng/kg	72,200 J	43,400 EJ	81,500 J	89,200 J	68,800 E	156,000 E
PCB-126	ng/kg	8,810 J	5,490 J	R	R	R	R
PCB-127	ng/kg	5,780 J	3,940 J	3,910 J	4,200 J	4,440	8,280
PCB-128/166	ng/kg	448,000 EJ	276,000 EJ	510,000 J	580,000 EJ	322,000 E	631,000 E
PCB-129/138/163	ng/kg	4,490,000 BEJ	2,810,000 BEJ	4,410,000 BEJ	5,400,000 BEJ	3,070,000 E	5,590,000 E
PCB-130	ng/kg	197,000 EJ	124,000 EJ	226,000 J	256,000 EJ	143,000 E	279,000 E
PCB-131	ng/kg	27,000 J	16,800 J	28,200 J	37,900 J	19,800	42,400
PCB-132	ng/kg	696,000 BEJ	439,000 BEJ	796,000 BEJ	992,000 BEJ	580,000 E	1,130,000 E
PCB-133	ng/kg	84,000 EJ	49,100 EJ	98,000 J	107,000 J	72,400 E	129,000 E
PCB-134	ng/kg	122,000 EJ	86,500 EJ	133,000 J	174,000 J	116,000 E	209,000 E
PCB-135/151	ng/kg	1,070,000 BEJ	606,000 BEJ	1,260,000 BEJ	1,750,000 BEJ	920,000 E	1,740,000 E
PCB-136	ng/kg	240,000 EJ	152,000 EJ	311,000 EJ	397,000 EJ	231,000 E	465,000 E
PCB-137	ng/kg	169,000 EJ	95,300 EJ	182,000 J	226,000 J	132,000 E	259,000 E
PCB-139/140	ng/kg	62,500 J	37,800 J	76,400 J	88,300 J	52,000 E	101,000

Table C-15
Lipid Normalized White Perch (Whole Body) Analytical Results

Sample Name: / Date Analyzed:	Units	NB03WWPC-COMP01 10/12/15	NB03WWPC-COMP02 10/12/15	NB03WWPC-COMP03 10/12/15	NB03WWPC-COMP04 10/12/15	NB03WWPC-COMP05 12/08/15	NB03WWPC-COMP06 12/08/15
PCB-141	ng/kg	518,000 BEJ	288,000 BEJ	570,000 BEJ	732,000 BEJ	456,000 E	804,000 E
PCB-142	ng/kg	532 J	98.8 UJ	824 UJ	933 J	476	1,440
PCB-143	ng/kg	8,320 J	191 UJ	15,400 J	13,800 J	6,560	12,900
PCB-144	ng/kg	121,000 EJ	63,500 EJ	152,000 J	206,000 J	104,000 E	204,000 E
PCB-145	ng/kg	1,120 J	606 J	1,550 J	2,080 J	572	2,050
PCB-146	ng/kg	687,000 BEJ	405,000 BEJ	785,000 BEJ	983,000 BEJ	R	R
PCB-147/149	ng/kg	2,300,000 BEJ	1,450,000 BEJ	2,460,000 BEJ	3,270,000 BEJ	1,830,000 BE	3,510,000 BE
PCB-148	ng/kg	13,400 J	6,940 J	19,600 J	22,700 J	13,800	22,600
PCB-150	ng/kg	11,200 J	6,410 J	16,800 J	22,200 J	12,100	24,000
PCB-152	ng/kg	4,430 J	2,140 J	9,020 J	8,580 J	5,320	7,680
PCB-153/168	ng/kg	4,360,000 BEJ	2,770,000 BEJ	4,500,000 BEJ	5,680,000 BEJ	2,980,000 E	5,310,000 E
PCB-154	ng/kg	94,200 EJ	52,500 EJ	130,000 J	173,000 J	97,200 E	176,000 E
PCB-155	ng/kg	26,800 J	13,100 J	25,400 J	47,600 J	34,400 E	47,700
PCB-156/157	ng/kg	352,000 EJ	221,000 EJ	356,000 J	436,000 J	285,000 E	523,000 E
PCB-158	ng/kg	314,000 EJ	184,000 EJ	347,000 EJ	428,000 EJ	236,000 E	438,000 E
PCB-159	ng/kg	178 UJ	81.2 UJ	679 UJ	563 UJ	54.0 U	172 U
PCB-160	ng/kg	803 UJ	365 UJ	3,060 UJ	2,530 UJ	244 U	776 U
PCB-161	ng/kg	166 UJ	75.3 UJ	630 UJ	523 UJ	R	R
PCB-162	ng/kg	35,700 J	21,300 J	38,000 J	36,100 J	29,200 E	46,700
PCB-164	ng/kg	179,000 EJ	105,000 EJ	182,000 J	250,000 EJ	152,000 E	276,000 E
PCB-165	ng/kg	3,210 J	1,780 J	3,950 J	4,400 J	R	R
PCB-167	ng/kg	136,000 EJ	85,900 EJ	148,000 J	173,000 J	102,000 E	191,000 E
PCB-169	ng/kg	191 UJ	87.1 UJ	727 UJ	603 UJ	58.0 U	185 U
PCB-170	ng/kg	709,000 EJ	420,000 EJ	828,000 EJ	1,040,000 EJ	564,000 E	941,000 E
PCB-171/173	ng/kg	206,000 EJ	125,000 EJ	239,000 J	293,000 J	R	R
PCB-172	ng/kg	143,000 EJ	82,900 EJ	164,000 J	207,000 J	114,000 E	192,000 E
PCB-174	ng/kg	414,000 EJ	235,000 EJ	452,000 EJ	590,000 EJ	R	R
PCB-175	ng/kg	35,700 J	21,900 J	43,600 J	53,300 J	R	R
PCB-176	ng/kg	56,100 J	34,900 EJ	66,400 J	85,800 J	53,200 E	94,700 E
PCB-177	ng/kg	331,000 EJ	222,000 EJ	407,000 EJ	448,000 EJ	R	R
PCB-178	ng/kg	214,000 EJ	133,000 EJ	244,000 J	302,000 EJ	R	R
PCB-179	ng/kg	214,000 EJ	134,000 EJ	241,000 J	322,000 EJ	216,000 E	371,000 E
PCB-180/193	ng/kg	2,080,000 BEJ	1,250,000 BEJ	2,220,000 BEJ	2,940,000 BEJ	1,680,000 E	2,560,000 E
PCB-181	ng/kg	7,780 J	4,650 J	9,790 J	11,400 J	R	R
PCB-182	ng/kg	6,030 J	3,290 J	8,150 J	9,500 J	R	R
PCB-183/185	ng/kg	621,000 EJ	365,000 EJ	718,000 EJ	900,000 EJ	R	R
PCB-184	ng/kg	4,120 J	2,400 J	4,640 J	6,070 J	4,240	9,580
PCB-186	ng/kg	191 UJ	130 J	727 UJ	603 UJ	164 J	185 U
PCB-187	ng/kg	1,560,000 BEJ	918,000 BEJ	1,690,000 BEJ	2,200,000 BEJ	R	R
PCB-188	ng/kg	6,000 J	3,490 J	7,640 J	9,170 J	5,920	10,800
PCB-189	ng/kg	28,600 J	18,200 J	31,600 J	38,300 J	23,100	39,100
PCB-190	ng/kg	158,000 EJ	91,800 EJ	176,000 J	238,000 J	134,000 E	213,000 E
PCB-191	ng/kg	30,400 J	17,700 J	35,000 J	46,800 J	25,300 E	38,500
PCB-192	ng/kg	435 J	242 J	630 UJ	768 J	302	862
PCB-194	ng/kg	343,000 EJ	199,000 EJ	389,000 J	513,000 EJ	221,000 E	400,000 E

Table C-15
Lipid Normalized White Perch (Whole Body) Analytical Results

Sample Name: / Date Analyzed:	Units	NB03WWPC-COMP01 10/12/15	NB03WWPC-COMP02 10/12/15	NB03WWPC-COMP03 10/12/15	NB03WWPC-COMP04 10/12/15	NB03WWPC-COMP05 12/08/15	NB03WWPC-COMP06 12/08/15
PCB-195	ng/kg	118,000 EJ	70,600 EJ	134,000 J	168,000 J	97,200 E	154,000 E
PCB-196	ng/kg	187,000 EJ	115,000 EJ	217,000 J	273,000 J	159,000 E	247,000 E
PCB-197/200	ng/kg	33,200 J	20,300 J	38,900 J	20,600 J	31,700	52,600
PCB-198/199	ng/kg	469,000 EJ	290,000 EJ	563,000 J	662,000 J	379,000 E	663,000 E
PCB-201	ng/kg	51,900 J	33,200 J	60,700 J	72,300 J	44,000 E	81,900
PCB-202	ng/kg	152,000 EJ	93,500 EJ	170,000 J	212,000 J	120,000 E	224,000 E
PCB-203	ng/kg	334,000 EJ	195,000 EJ	374,000 J	491,000 EJ	285,000 E	476,000 E
PCB-204	ng/kg	631 J	420 J	1,020 UJ	1,040 J	492	1,240
PCB-205	ng/kg	15,200 J	9,820 J	17,800 J	23,900 J	12,500	20,800
PCB-206	ng/kg	203,000 EJ	124,000 EJ	253,000 J	304,000 J	171,000 E	309,000 E
PCB-207	ng/kg	20,300 J	12,600 J	25,500 J	31,300 J	18,700	34,600
PCB-208	ng/kg	63,600 J	40,000 J	90,000 J	90,800 J	56,000 E	108,000
PCB-209	ng/kg	82,100 J	52,800 EJ	103,000 J	125,000 J	73,200 E	140,000 E
Total PCB Congeners (209)	ng/kg	73,900,000 J	51,600,000 J	107,000,000 J	113,000,000 J	64,700,000 J	125,000,000 J
Semivolatiles							
1,2,4,5-Tetrachlorobenzene	ug/kg	43,000 U	19,000 U	33,000 U	28,000 U	13,000 U	42,000 U
1,2-Diphenylhydrazine	ug/kg	43,000 U	19,000 U	33,000 U	28,000 U	13,000 U	42,000 U
1-Methylnaphthalene	ug/kg	1,700 U	760 U	1,300 U	1,100 U	210 U	680 U
2,3,4,6-Tetrachlorophenol	ug/kg	170,000 U	76,000 U	130,000 U	110,000 U	52,000 U	170,000 U
2,4,5-Trichlorophenol	ug/kg	43,000 U	19,000 U	33,000 U	28,000 U	13,000 U	42,000 U
2,4,6-Trichlorophenol	ug/kg	43,000 U	19,000 U	33,000 U	28,000 U	13,000 U	42,000 U
2,4-Dichlorophenol	ug/kg	43,000 U	19,000 U	33,000 U	28,000 U	13,000 U	42,000 U
2,4-Dimethylphenol	ug/kg	43,000 U	19,000 U	33,000 U	28,000 U	13,000 U	42,000 U
2,4-Dinitrophenol	ug/kg	770,000 U	350,000 U	600,000 U	490,000 U	240,000 U	760,000 U
2,4-Dinitrotoluene	ug/kg	170,000 U	76,000 U	130,000 U	110,000 U	52,000 U	170,000 U
2,6-Dinitrotoluene	ug/kg	43,000 U	19,000 U	33,000 U	28,000 U	13,000 U	42,000 U
2-Chloronaphthalene	ug/kg	17,000 U	7,600 U	13,000 U	11,000 U	5,200 U	17,000 U
2-Chlorophenol	ug/kg	43,000 U	19,000 U	33,000 U	28,000 U	13,000 U	42,000 U
2-Methylnaphthalene	ug/kg	1,700 U	760 U	1,300 U	1,100 U	210 U	680 U
2-Methylphenol (o-cresol)	ug/kg	43,000 U	19,000 U	33,000 U	28,000 U	13,000 U	42,000 U
2-Nitroaniline	ug/kg	43,000 U	19,000 U	33,000 U	28,000 U	13,000 U	42,000 U
2-Nitrophenol	ug/kg	43,000 U	19,000 U	33,000 U	28,000 U	13,000 U	42,000 U
3,3'-Dichlorobenzidine	ug/kg	260,000 U	120,000 U	200,000 U	170,000 U	80,000 U	260,000 U
3-Nitroaniline	ug/kg	170,000 U	76,000 U	130,000 U	110,000 U	52,000 U	170,000 U
4,6-Dinitro-2-methylphenol	ug/kg	430,000 U	190,000 U	330,000 U	280,000 U	130,000 U	420,000 U
4-Bromophenyl phenyl ether	ug/kg	43,000 U	19,000 U	33,000 U	28,000 U	13,000 U	42,000 U
4-Chloro-3-methylphenol	ug/kg	43,000 U	19,000 U	33,000 U	28,000 U	13,000 U	42,000 U
4-Chloroaniline	ug/kg	86,000 U	39,000 U	67,000 U	55,000 U	26,000 U	85,000 U
4-Chlorophenyl phenyl ether	ug/kg	43,000 U	19,000 U	33,000 U	28,000 U	13,000 U	42,000 U
4-Methylphenol (p-cresol)	ug/kg	43,000 U	19,000 U	33,000 U	28,000 U	13,000 U	42,000 U
4-Nitroaniline	ug/kg	170,000 U	76,000 U	130,000 U	110,000 U	52,000 U	170,000 U
4-Nitrophenol	ug/kg	430,000 U	190,000 U	330,000 U	280,000 U	130,000 U	420,000 U
Acenaphthene	ug/kg	1,700 U	760 U	1,300 U	1,100 U	310 J	680 U
Acenaphthylene	ug/kg	1,700 U	760 U	1,300 U	1,100 U	210 U	680 U
Acetophenone	ug/kg	43,000 U	19,000 U	33,000 U	28,000 U	13,000 U	42,000 U

Table C-15
Lipid Normalized White Perch (Whole Body) Analytical Results

Sample Name: / Date Analyzed:	Units	NB03WWPC-COMP01 10/12/15	NB03WWPC-COMP02 10/12/15	NB03WWPC-COMP03 10/12/15	NB03WWPC-COMP04 10/12/15	NB03WWPC-COMP05 12/08/15	NB03WWPC-COMP06 12/08/15
Anthracene	ug/kg	1,700 U	760 U	1,300 U	1,100 U	210 U	680 U
Atrazine	ug/kg	86,000 U	39,000 U	67,000 U	55,000 U	26,000 U	85,000 U
Benzaldehyde	ug/kg	170,000 U	76,000 U	130,000 U	110,000 U	52,000 U	170,000 U
Benzidine	ug/kg	1,800,000 U	820,000 U	1,400,000 U	1,200,000 U	560,000 U	1,800,000 U
Benzo(a)anthracene	ug/kg	1,700 U	760 U	1,300 U	1,100 U	210 U	680 U
Benzo(a)pyrene	ug/kg	1,700 U	760 U	1,300 U	1,100 U	210 U	680 U
Benzo(b)fluoranthene	ug/kg	1,700 U	760 U	1,300 U	1,100 U	210 U	680 U
Benzo(g,h,i)perylene	ug/kg	1,700 U	760 U	1,300 U	1,100 U	210 U	680 U
Benzo(j)+(k)fluoranthene	ug/kg	1,700 U	760 U	1,300 U	1,100 U	210 U	680 U
Benzo[e]pyrene	ug/kg	1,700 U	760 U	1,300 U	1,100 U	210 U	680 U
Benzoic acid	ug/kg	430,000 U	190,000 U	330,000 U	280,000 U	130,000 U	420,000 U
Benzyl butyl phthalate	ug/kg	170,000 U	76,000 U	130,000 U	110,000 U	52,000 U	170,000 U
Biphenyl (diphenyl)	ug/kg	43,000 U	19,000 U	33,000 U	28,000 U	13,000 U	42,000 U
Bis(2-chloroethoxy) methane	ug/kg	43,000 U	19,000 U	33,000 U	28,000 U	13,000 U	42,000 U
Bis(2-chloroethyl) ether (2-Chloroethyl ether)	ug/kg	43,000 U	19,000 U	33,000 U	28,000 U	13,000 U	42,000 U
Bis(2-chloroisopropyl) ether	ug/kg	43,000 U	19,000 U	33,000 U	28,000 U	13,000 U	42,000 U
Bis(2-Ethylhexyl) phthalate	ug/kg	170,000 U	76,000 U	130,000 U	110,000 U	52,000 U	170,000 U
C1-Chrysenes	ug/kg	1,700 U	760 U	1,300 U	1,100 U	210 U	680 U
C1-Fluoranthenes/pyrenes	ug/kg	1,700 U	760 U	1,300 U	1,100 U	210 U	680 U
C1-Fluorenes	ug/kg	1,700 U	760 U	1,300 U	1,100 U	210 U	680 U
C1-Naphthalenes	ug/kg	1,700 U	760 U	1,300 U	1,100 U	280 J	680 U
C1-Phenanthrene/anthracene	ug/kg	1,700 U	760 U	1,300 U	1,100 U	210 U	680 U
C2-Chrysene	ug/kg	1,700 U	760 U	1,300 U	1,100 U	210 U	680 U
C2-Fluoranthenes/pyrene	ug/kg	1,700 U	760 U	1,300 U	1,100 U	210 U	680 U
C2-Fluorenes	ug/kg	1,700 U	760 U	1,300 U	1,100 U	210 U	680 U
C2-Naphthalenes	ug/kg	1,700 U	760 U	1,300 U	1,100 U	560	1,100 J
C2-Phenanthrene/anthracene	ug/kg	1,700 U	760 U	1,300 U	1,100 U	210 U	680 U
C3-Chrysene	ug/kg	1,700 U	760 U	1,300 U	1,100 U	210 U	680 U
C3-Fluoranthenes/pyrene	ug/kg	1,700 U	760 U	1,300 U	1,100 U	210 U	680 U
C3-Fluorenes	ug/kg	1,700 U	760 U	1,300 U	1,100 U	210 U	680 U
C3-Naphthalenes	ug/kg	1,700 U	760 U	1,300 U	1,100 U	440 J	880 J
C3-Phenanthrene/anthracene	ug/kg	1,700 U	760 U	1,300 U	1,100 U	210 U	680 U
C4-Chrysene	ug/kg	1,700 U	760 U	1,300 U	1,100 U	210 U	680 U
C4-Naphthalenes	ug/kg	1,700 U	760 U	1,300 U	1,100 U	210 U	680 U
C4-Phenanthrene/anthracene	ug/kg	1,700 U	760 U	1,300 U	1,100 U	210 U	680 U
Caprolactam	ug/kg	86,000 U	39,000 U	67,000 U	55,000 U	26,000 U	85,000 U
Carbazole	ug/kg	43,000 U	19,000 U	33,000 U	28,000 U	13,000 U	42,000 U
Chrysene	ug/kg	1,700 U	760 U	1,300 U	1,100 U	210 U	680 U
Dibenz(a,h)anthracene	ug/kg	1,700 U	760 U	1,300 U	1,100 U	210 U	680 U
Dibenzofuran	ug/kg	43,000 U	19,000 U	33,000 U	28,000 U	13,000 U	42,000 U
Diethyl phthalate	ug/kg	170,000 U	76,000 U	130,000 U	110,000 U	52,000 U	170,000 U
Dimethyl phthalate	ug/kg	170,000 U	76,000 U	130,000 U	110,000 U	52,000 U	170,000 U
Di-n-butyl phthalate	ug/kg	170,000 U	76,000 U	130,000 U	110,000 U	52,000 U	170,000 U
Di-n-octylphthalate	ug/kg	170,000 U	76,000 U	130,000 U	110,000 U	52,000 U	170,000 U
Fluoranthene	ug/kg	1,700 U	760 U	1,300 U	1,100 U	210 U	680 U

Table C-15
Lipid Normalized White Perch (Whole Body) Analytical Results

Sample Name: / Date Analyzed:	Units	NB03WWPC-COMP01 10/12/15	NB03WWPC-COMP02 10/12/15	NB03WWPC-COMP03 10/12/15	NB03WWPC-COMP04 10/12/15	NB03WWPC-COMP05 12/08/15	NB03WWPC-COMP06 12/08/15
Fluorene	ug/kg	1,700 U	760 U	1,300 U	1,100 U	260 J	680 U
Hexachlorobutadiene	ug/kg	43,000 U	19,000 U	33,000 U	28,000 U	13,000 U	42,000 U
Hexachlorocyclopentadiene	ug/kg	430,000 U	190,000 U	330,000 U	280,000 U	130,000 U	420,000 U
Hexachloroethane	ug/kg	86,000 U	39,000 U	67,000 U	55,000 U	26,000 U	85,000 U
Indeno(1,2,3-c,d)pyrene	ug/kg	1,700 U	760 U	1,300 U	1,100 U	210 U	680 U
Isophorone	ug/kg	43,000 U	19,000 U	33,000 U	28,000 U	13,000 U	42,000 U
Naphthalene	ug/kg	1,700 U	760 U	1,300 U	1,100 U	210 U	680 U
Nitrobenzene	ug/kg	43,000 U	19,000 U	33,000 U	28,000 U	13,000 U	42,000 U
N-Nitrosodi-n-propylamine	ug/kg	43,000 U	19,000 U	33,000 U	28,000 U	13,000 U	42,000 U
N-Nitrosodiphenylamine	ug/kg	43,000 U	19,000 U	33,000 U	28,000 U	13,000 U	42,000 U
Pentachlorophenol	ug/kg	86,000 U	39,000 U	67,000 U	55,000 U	26,000 U	85,000 U
Perylene	ug/kg	1,700 U	760 U	1,300 U	1,100 U	210 U	680 U
Phenanthrene	ug/kg	1,700 U	760 U	1,300 U	1,100 U	440 J	780 J
Phenol	ug/kg	43,000 U	19,000 U	33,000 U	28,000 U	13,000 U	42,000 U
Pyrene	ug/kg	1,700 U	760 U	1,300 U	1,100 U	210 U	680 U
Pyridine	ug/kg	170,000 U	76,000 U	130,000 U	110,000 U	52,000 U	170,000 U
Total HMW PAHs	ug/kg	1,700 U	770 U	1,300 U	1,100 U	210 U	680 U
Total LMW PAHs	ug/kg	1,700 U	770 U	1,300 U	1,100 U	1,000 J	780 J
Total PAHs	ug/kg	1,700 U	770 U	1,300 U	1,100 U	1,000 J	780 J

Table C-15
Lipid Normalized White Perch (Whole Body) Analytical Results

Sample Name: / Date Analyzed:	Units	NB03WWPC-COMP07 12/09/15	NB03WWPC-COMP08 12/09/15	NB03WWPC-COMP09 10/01/15	NB03WWPN-COMP01 10/08/15	NB03WWPN-COMP02 10/08/15	NB03WWPN-COMP03 10/08/15
Dioxins/Furans							
1,2,3,4,6,7,8-HpCDD	ng/kg	37.3 JB	46.8 JBQ	31.6 JB	40.0 JBQ	33.1 JB	21.1 JB
1,2,3,4,6,7,8-HpCDF	ng/kg	253 JB	695 B	131 JB	327 JB	251 JB	312 B
1,2,3,4,7,8,9-HpCDF	ng/kg	9.00 JBQ	5.64 JBQ	2.45 JBQ	6.94 U	7.25 JBQ	6.47 JBQ
1,2,3,4,7,8-HxCDD	ng/kg	32.8 JBQ	15.9 JBQ	17.9 JB	13.8 JBQ	19.2 JBQ	18.4 JBQ
1,2,3,4,7,8-HxCDF	ng/kg	189 J	264 C	130 JB	116 J	63.8 J	117 J
1,2,3,6,7,8-HxCDD	ng/kg	58.9 J	65.0 JQ	51.0 JBQ	49.7 JBQ	47.0 JBQ	47.2 JBQ
1,2,3,6,7,8-HxCDF	ng/kg	158 JB	686 BC	105 JB	149 JB	93.8 JB	136 JB
1,2,3,7,8,9-HxCDD	ng/kg	12.4 JBQ	14.9 JB	10.0 JBQ	13.1 JQ	4.85 J	5.47 JQ
1,2,3,7,8,9-HxCDF	ng/kg	8.19 JBQ	3.83 JB	4.37 JBQ	9.93 JBQ	6.23 JBQ	4.39 JB
1,2,3,7,8-PCDD	ng/kg	8.94 U	107 JB	64.7 JB	70.8 JBQ	73.1 JBQ	59.0 JB
1,2,3,7,8-PCDF	ng/kg	63.8 BCJ	61.8 BCJ	199 B	225 JB	219 JB	227 JB
2,3,4,6,7,8-HxCDF	ng/kg	31.1 J	19.9 J	19.6 JB	16.9 JBQ	13.4 JB	12.5 JBQ
2,3,4,7,8-PCDF	ng/kg	588 BC	370 BC	380 BC	282 JC	264 JB	276 C
2,3,7,8-TCDD	ng/kg	3,600	3,430	2,290 B	4,190 B	1,210 B	2,560 B
2,3,7,8-TCDF	ng/kg	474 C	310 C	292 C	384 C	361 C	322 C
OCDD	ng/kg	70.0 JB	113 JBQ	57.0 JB	92.1 JB	103 JB	54.2 JB
OCDF	ng/kg	44.6 JB	37.2 JB	18.8 JB	34.0 JB	12.7 JBQ	11.5 JB
Butyltins							
Dibutyltin	ug/kg	81 U	59 U	40 UJ	R	R	R
Monobutyltin	ug/kg	1,300 UCN	910 UCN	630 UCNJ	R	R	R
Tetra-n-butyltin	ug/kg	110 U	73 U	53 UJ	R	R	R
Tributyltin	ug/kg	230	150	47 UJ	R	R	R
Aroclor PCBs							
Aroclor 1016	ug/kg	2,300 U	1,600 U	1,200 U	NA	440 U	1,900 U
Aroclor 1221	ug/kg	2,900 U	2,000 U	1,500 U	NA	560 U	2,400 U
Aroclor 1232	ug/kg	5,000 U	3,500 U	2,700 U	NA	1,000 U	4,200 U
Aroclor 1242	ug/kg	2,100 U	1,500 U	1,100 U	NA	410 U	1,700 U
Aroclor 1248	ug/kg	44,000	38,000	18,000	NA	21,000	48,000
Aroclor 1254	ug/kg	43,000	34,000	1,100 U	NA	26,000	44,000
Aroclor 1260	ug/kg	13,000	10,000	11,000	NA	14,000 PJ	18,000 PJ
Aroclor 1262	ug/kg	2,100 U	1,500 U	1,100 U	NA	410 U	1,700 U
Aroclor 1268	ug/kg	2,100 U	1,500 U	1,100 U	NA	410 U	1,700 U
Total Aroclor PCBs (Sum Of 7 Aroclors)	ug/kg	100,000	82,000	29,000	NA	61,000 J	110,000 J
Total Aroclor PCBs (Sum Of 9 Aroclors)	ug/kg	100,000	82,000	29,000	NA	61,000 J	110,000 J
Pesticides							
2,4'-DDD	pg/g	591,000	3,870,000 DJ	1,660,000 DJ	964,000 J	6,250,000 JD	942,000 JD
2,4'-DDE	pg/g	356,000	448,000	547,000 J	570,000 J	763,000 J	621,000 J
2,4'-DDT	pg/g	22,100	384,000	96,700 J	63,700 J	1,380,000 JD	23,000 J
4,4'-DDD	pg/g	2,960,000 DJ	9,410,000 DJ	4,800,000 BDJ	4,070,000 JD	16,200,000 JD	2,990,000 JD
4,4'-DDE	pg/g	5,920,000 BD	6,090,000 BD	9,170,000 BDJ	7,360,000 JBD	9,440,000 JBD	6,050,000 JBD
4,4'-DDT	pg/g	146,000 B	950,000 B	373,000 BJ	330,000 JB	3,740,000 JBD	134,000 JB
Aldrin	pg/g	3,080	3,740	4,500 J	3,750 J	3,200 J	2,450 J
Alpha BHC	pg/g	2,160 J	2,890	3,570 J	1,830 J	1,650 J	1,620 J
Alpha endosulfan	pg/g	3,590 U	2,610 U	1,910 UJ	4,100 UJ	3,590 UJ	3,020 UJ

Table C-15
Lipid Normalized White Perch (Whole Body) Analytical Results

Sample Name: / Date Analyzed:	Units	NB03WWPC-COMP07 12/09/15	NB03WWPC-COMP08 12/09/15	NB03WWPC-COMP09 10/01/15	NB03WWPN-COMP01 10/08/15	NB03WWPN-COMP02 10/08/15	NB03WWPN-COMP03 10/08/15
Beta BHC	pg/g	1,340 J	1,720 J	2,270 J	1,930 J	1,330 J	584 UJ
Beta endosulfan	pg/g	3,640 U	2,650 U	1,940 UJ	4,160 UJ	3,640 UJ	3,070 UJ
cis-Chlordane	pg/g	1,930,000 D	2,220,000 D	2,070,000 DJ	1,700,000 JD	1,590,000 JD	1,790,000 JD
cis-Nonachlor	pg/g	569,000	559,000	640,000 DJ	690,000 J	638,000 J	563,000 J
Delta BHC	pg/g	318 U	231 U	169 UJ	363 UJ	318 UJ	267 UJ
Dieldrin	pg/g	614,000	291,000	717,000 BDJ	528,000 J	564,000 J	537,000 J
Endosulfan sulfate	pg/g	3,960 U	2,880 U	4,130 J	4,520 UJ	3,960 UJ	3,330 UJD
Endrin	pg/g	869 U	2,960	2,430 J	2,560 J	869 UJ	732 UJ
Endrin aldehyde	pg/g	8,190 U	5,950 U	4,370 UJ	9,360 UJ	8,190 UJ	6,890 UJ
Endrin ketone	pg/g	4,750 U	3,450 U	2,530 UJ	5,430 UJ	4,750 UJ	8,580 J
Gamma BHC (Lindane)	pg/g	1,280 J	1,350 J	1,600 J	2,170 J	1,970 J	1,910 J
Heptachlor	pg/g	975 J	1,480 UJ	1,260 J	2,460 J	2,050 J	1,250 J
Heptachlor epoxide	pg/g	126,000	183,000	165,000 J	104,000 J	108,000 J	102,000 J
Hexachlorobenzene	pg/g	117,000 B	125,000 B	155,000 B	110,000 JB	86,300 JB	106,000 JB
Methoxychlor	pg/g	2,430 UJ	1,770 UJ	R	2,780 UJ	2,430 UJ	2,050 UJ
Mirex	pg/g	10,100	14,500	18,200 J	19,200 J	22,800 J	11,300 J
Oxychlordane	pg/g	216,000	236,000	304,000 J	171,000 J	213,000 J	161,000 J
Trans-chlordane	pg/g	504,000 B	573,000 BD	607,000 J	491,000 J	382,000 J	348,000 J
Trans-heptachlor epoxide	pg/g	1,060 U	773 U	154,000 J	1,210 UJ	1,060 UJ	895 UJ
Trans-nonachlor	pg/g	1,290,000 DJ	1,550,000 D	1,490,000 DJ	1,790,000 JD	1,940,000 JD	1,630,000 JD
Total Alpha + Gamma Chlordane	pg/g	2,440,000	2,790,000	2,670,000 J	2,190,000 J	1,970,000 J	2,140,000 J
Total DDT (2,4)	pg/g	969,000	4,710,000 J	2,300,000 J	1,600,000 J	8,390,000 J	1,590,000 J
Total DDT (4,4)	pg/g	9,030,000 J	16,500,000 J	14,300,000 J	11,800,000 J	29,400,000 J	9,180,000 J
Total DDT (2,4 & 4,4)	pg/g	10,000,000 J	21,200,000 J	16,600,000 J	13,400,000 J	37,800,000 J	10,800,000 J
PCB Congeners							
PCB-1	ng/kg	6,240 B	5,950 B	3,190 BJ	4,760 JB	3,820 J	3,890 J
PCB-2	ng/kg	328 B	280 B	175 J	311 J	221 J	205 J
PCB-3	ng/kg	713	505	183 UJ	76.4 UJ	479 J	R
PCB-4	ng/kg	79,400 E	74,500 E	52,300 BEJ	45,900 BEJ	48,400 EJ	52,300 J
PCB-5	ng/kg	610	473	480 J	409 J	303 J	455 J
PCB-6	ng/kg	21,600 E	20,300 E	R	15,600 J	13,100 J	24,400 J
PCB-7	ng/kg	1,920	1,850	R	1,310 J	1,210 BJ	1,680 BJ
PCB-8	ng/kg	61,100 BE	55,500 BE	32,500 BJ	36,400 BEJ	33,400 BEJ	46,700 BJ
PCB-9	ng/kg	3,800	3,650	R	2,300 J	2,090 J	3,380 J
PCB-10	ng/kg	8,940	7,910	5,400 J	4,190 J	5,530 J	5,260 J
PCB-11	ng/kg	5,470	4,770	3,120 BJ	9,140 BJ	16,800 BJ	7,370 BJ
PCB-12/13	ng/kg	1,130	1,090	730 J	1,940 J	1,590 J	1,810 J
PCB-14	ng/kg	48.4 U	35.8 U	133 UJ	55.8 UJ	49.6 UJ	202 UJ
PCB-15	ng/kg	96.9 U	71.4 U	1,090 BJ	7,080 BJ	2,610 BJ	1,760 BJ
PCB-16	ng/kg	218,000 BE	187,000 BE	132,000 BEJ	112,000 EJ	R	R
PCB-17	ng/kg	381,000 BE	322,000 BE	239,000 BEJ	238,000 EJ	191,000 EJ	398,000 EJ
PCB-18/30	ng/kg	604,000 E	541,000 E	413,000 BEJ	348,000 BEJ	286,000 EJ	616,000 EJ
PCB-19	ng/kg	64,400 E	62,700 E	43,000 J	48,600 EJ	51,900 EJ	57,900 J
PCB-20/28	ng/kg	1,900,000 BE	1,430,000 BE	827,000 BEJ	1,610,000 BEJ	1,340,000 BEJ	2,620,000 BEJ
PCB-21/33	ng/kg	308,000 E	232,000 E	134,000 EJ	224,000 EJ	181,000 EJ	312,000 EJ

Table C-15
Lipid Normalized White Perch (Whole Body) Analytical Results

Sample Name: / Date Analyzed:	Units	NB03WWPC-COMP07 12/09/15	NB03WWPC-COMP08 12/09/15	NB03WWPC-COMP09 10/01/15	NB03WWPN-COMP01 10/08/15	NB03WWPN-COMP02 10/08/15	NB03WWPN-COMP03 10/08/15
PCB-22	ng/kg	359,000 BE	258,000 BE	148,000 BEJ	293,000 BEJ	240,000 EJ	488,000 EJ
PCB-23	ng/kg	863	668	417 J	646 J	756 J	1,090 J
PCB-24	ng/kg	60.5 U	44.7 U	3,310 J	3,210 J	61.9 UJ	6,740 J
PCB-25	ng/kg	216,000 E	162,000 E	117,000 EJ	149,000 EJ	120,000 EJ	526,000 EJ
PCB-26/29	ng/kg	328,000 E	273,000 E	165,000 EJ	229,000 EJ	213,000 EJ	768,000 EJ
PCB-27	ng/kg	74,400 E	77,300 E	49,700 J	R	56,100 EJ	73,700 J
PCB-31	ng/kg	1,090,000 BE	818,000 BE	480,000 BEJ	871,000 BEJ	663,000 EJ	1,450,000 EJ
PCB-32	ng/kg	311,000 BE	273,000 BE	183,000 BEJ	214,000 BEJ	185,000 EJ	369,000 EJ
PCB-34	ng/kg	14,300	10,500	7,730 J	9,570 J	7,690 J	23,100 J
PCB-35	ng/kg	54.4 U	40.2 U	150 UJ	62.8 UJ	55.8 UJ	227 UJ
PCB-36	ng/kg	48.4 U	35.8 U	133 UJ	55.8 UJ	49.6 UJ	202 UJ
PCB-37	ng/kg	17,400	19,300 E	19,500 J	25,100 EJ	23,100 EJ	30,100 J
PCB-38	ng/kg	1,360	859	750 J	1,580 J	608 J	2,930 J
PCB-39	ng/kg	6,690	4,680	3,700 J	6,500 J	5,160 J	11,500 J
PCB-40/71	ng/kg	1,210,000 E	909,000 E	877,000 EJ	1,140,000 EJ	806,000 EJ	1,690,000 EJ
PCB-41	ng/kg	81,900 E	57,300 E	54,000 J	96,400 EJ	260 UJ	R
PCB-42	ng/kg	881,000 E	627,000 E	633,000 EJ	771,000 EJ	547,000 EJ	R
PCB-43	ng/kg	108,000 E	86,800 E	87,000 J	101,000 EJ	69,400 EJ	150,000 J
PCB-44/47/65	ng/kg	3,360,000 E	2,570,000 E	2,490,000 EJ	3,420,000 EJ	2,480,000 EJ	4,510,000 EJ
PCB-45	ng/kg	230,000 E	200,000 E	163,000 EJ	170,000 EJ	118,000 EJ	299,000 EJ
PCB-46	ng/kg	96,900 E	82,700 E	68,700 J	77,900 EJ	58,500 EJ	127,000 J
PCB-48	ng/kg	421,000 E	317,000 E	322,000 EJ	361,000 EJ	233,000 EJ	512,000 EJ
PCB-49/69	ng/kg	2,510,000 E	2,000,000 E	1,960,000 EJ	2,610,000 EJ	2,090,000 EJ	3,840,000 EJ
PCB-50/53	ng/kg	431,000 E	381,000 E	316,000 EJ	350,000 EJ	264,000 EJ	532,000 EJ
PCB-51	ng/kg	389,000 E	306,000 E	254,000 EJ	355,000 EJ	193,000 EJ	335,000 EJ
PCB-52	ng/kg	3,450,000 BE	2,700,000 BE	2,750,000 BEJ	3,580,000 BEJ	2,880,000 BEJ	5,160,000 BEJ
PCB-54	ng/kg	19,100	19,000	12,100 J	15,600 J	9,380 J	14,200 J
PCB-55	ng/kg	20,400	10,300	10,500 J	18,100 J	74.4 UJ	R
PCB-56	ng/kg	869,000 E	627,000 E	500,000 EJ	943,000 EJ	675,000 EJ	R
PCB-57	ng/kg	12,400	11,300	8,900 J	13,800 J	9,130 J	R
PCB-58	ng/kg	15,700	12,300	9,500 J	12,600 J	9,310 J	R
PCB-60	ng/kg	347,000 E	266,000 E	178,000 EJ	359,000 EJ	331,000 EJ	471,000 EJ
PCB-61/70/74/76	ng/kg	4,440,000 E	3,320,000 E	2,700,000 EJ	5,290,000 EJ	4,590,000 EJ	6,790,000 EJ
PCB-62/75	ng/kg	271,000 E	208,000 E	208,000 J	239,000 EJ	159,000 EJ	339,000 J
PCB-63	ng/kg	138,000 E	105,000 E	85,700 J	121,000 EJ	116,000 EJ	R
PCB-64	ng/kg	1,230,000 E	909,000 E	920,000 EJ	1,190,000 EJ	856,000 EJ	1,640,000 EJ
PCB-66	ng/kg	2,880,000 BE	2,180,000 BE	1,700,000 BEJ	3,310,000 BEJ	2,870,000 BEJ	R
PCB-67	ng/kg	80,600 E	55,900 E	53,300 J	73,600 EJ	48,400 EJ	116,000 J
PCB-68	ng/kg	43,500 E	32,600 E	31,600 J	39,100 J	30,500 J	R
PCB-72	ng/kg	55,400 E	40,700 E	42,300 J	46,800 EJ	38,600 EJ	R
PCB-73	ng/kg	14,200	8,500	233 UJ	10,400 J	86.9 UJ	15,300 J
PCB-77	ng/kg	143,000 E	95,500 E	69,300 J	128,000 EJ	96,300 EJ	173,000 EJ
PCB-78	ng/kg	96.9 U	71.4 U	266 UJ	111 UJ	99.4 UJ	404 UJ
PCB-79	ng/kg	20,800	15,000	12,600 J	20,800 J	14,300 J	30,400 J
PCB-80	ng/kg	347	49.1 U	183 UJ	76.4 UJ	68.1 UJ	277 UJ

Table C-15
Lipid Normalized White Perch (Whole Body) Analytical Results

Sample Name: / Date Analyzed:	Units	NB03WWPC-COMP07 12/09/15	NB03WWPC-COMP08 12/09/15	NB03WWPC-COMP09 10/01/15	NB03WWPN-COMP01 10/08/15	NB03WWPN-COMP02 10/08/15	NB03WWPN-COMP03 10/08/15
PCB-81	ng/kg	6,110	3,930	2,540 J	5,740 J	4,390 J	8,790 J
PCB-82	ng/kg	231,000 E	168,000 E	243,000 EJ	235,000 EJ	204,000 EJ	R
PCB-83	ng/kg	148,000 E	103,000 E	171,000 EJ	135,000 EJ	106,000 EJ	R
PCB-84	ng/kg	511,000 E	373,000 E	563,000 EJ	489,000 EJ	355,000 EJ	642,000 EJ
PCB-85/116/117	ng/kg	611,000 E	464,000 E	687,000 EJ	597,000 EJ	500,000 EJ	800,000 EJ
PCB-86/87/97/109/119/125	ng/kg	1,640,000 E	1,220,000 E	1,970,000 EJ	1,720,000 EJ	1,310,000 EJ	1,980,000 EJ
PCB-88	ng/kg	133 U	98.2 U	367 UJ	154 UJ	136 UJ	553 UJ
PCB-89	ng/kg	29,000	21,700	33,100 J	29,500 J	21,600 J	45,200 J
PCB-90/101/113	ng/kg	2,910,000 E	2,200,000 E	3,700,000 BEJ	3,490,000 BEJ	2,760,000 EJ	R
PCB-91	ng/kg	523,000 E	376,000 E	577,000 EJ	490,000 EJ	344,000 EJ	632,000 EJ
PCB-92	ng/kg	578,000 E	440,000 E	707,000 EJ	575,000 EJ	471,000 EJ	R
PCB-93/100	ng/kg	166,000 E	125,000 E	171,000 J	179,000 EJ	76,900 EJ	136,000 J
PCB-94	ng/kg	38,800 E	30,500 E	41,000 J	40,400 J	23,600 J	39,900 J
PCB-95	ng/kg	2,050,000 E	1,550,000 E	1,550,000 EJ	2,030,000 EJ	1,590,000 EJ	2,140,000 EJ
PCB-96	ng/kg	23,900	18,600	22,900 J	20,600 J	12,800 J	27,600 J
PCB-98/102	ng/kg	163,000 E	123,000 E	180,000 J	158,000 EJ	103,000 EJ	192,000 J
PCB-99	ng/kg	2,060,000 E	1,590,000 E	2,500,000 EJ	2,270,000 EJ	1,830,000 EJ	R
PCB-103	ng/kg	68,800 E	51,400 E	73,700 J	66,900 EJ	35,800 J	67,900 J
PCB-104	ng/kg	13,800	10,700	9,430 J	15,400 J	5,960 J	9,420 J
PCB-105	ng/kg	R	R	557,000 EJ	871,000 EJ	888,000 EJ	1,090,000 EJ
PCB-106	ng/kg	103 U	75.9 U	883 J	119 UJ	105 UJ	429 UJ
PCB-107	ng/kg	245,000 E	178,000 E	169,000 EJ	238,000 EJ	287,000 EJ	342,000 EJ
PCB-108/124	ng/kg	95,000 E	70,000 E	75,000 J	104,000 EJ	92,500 EJ	132,000 J
PCB-110/115	ng/kg	R	R	R	3,450,000 BEJ	2,590,000 EJ	3,370,000 EJ
PCB-111	ng/kg	4,160	3,300	5,070 J	3,860 J	2,560 J	3,810 J
PCB-112	ng/kg	85.0 U	62.7 U	6,830 J	12,000 J	86.9 UJ	R
PCB-114	ng/kg	65,000 E	46,800 E	41,300 J	64,800 EJ	58,900 EJ	81,100 J
PCB-118	ng/kg	2,980,000 BE	2,200,000 BE	1,920,000 EJ	3,590,000 BEJ	3,240,000 EJ	3,610,000 EJ
PCB-120	ng/kg	19,800	15,200	24,400 J	17,400 J	13,600 J	19,400 J
PCB-121	ng/kg	3,060	2,350	3,600 J	3,690 J	1,750 J	2,230 J
PCB-122	ng/kg	27,900	19,900	15,300 J	29,100 J	18,900 J	40,900 J
PCB-123	ng/kg	63,800 E	50,500 E	38,000 J	49,600 EJ	105 UJ	79,500 J
PCB-126	ng/kg	R	R	3,770 J	R	99.4 UJ	R
PCB-127	ng/kg	5,380	1,850	2,920 J	5,360 J	4,280 J	5,200 J
PCB-128/166	ng/kg	331,000 E	254,000 E	390,000 EJ	333,000 EJ	370,000 EJ	403,000 EJ
PCB-129/138/163	ng/kg	2,940,000 E	2,250,000 E	3,800,000 EJ	3,620,000 EJ	3,760,000 EJ	3,620,000 EJ
PCB-130	ng/kg	148,000 E	112,000 E	190,000 EJ	151,000 EJ	164,000 EJ	R
PCB-131	ng/kg	22,400	15,500	30,600 J	25,900 J	19,900 J	R
PCB-132	ng/kg	566,000 E	426,000 E	737,000 EJ	634,000 EJ	546,000 EJ	R
PCB-133	ng/kg	77,500 E	57,300 E	62,000 J	70,400 EJ	57,300 EJ	71,600 J
PCB-134	ng/kg	112,000 E	89,100 E	142,000 EJ	115,000 EJ	95,000 EJ	R
PCB-135/151	ng/kg	981,000 E	727,000 E	1,180,000 EJ	914,000 EJ	638,000 EJ	900,000 EJ
PCB-136	ng/kg	239,000 E	182,000 E	288,000 EJ	224,000 EJ	159,000 EJ	243,000 EJ
PCB-137	ng/kg	131,000 E	96,400 E	170,000 EJ	129,000 EJ	113,000 EJ	R
PCB-139/140	ng/kg	52,600	38,700	73,000 J	56,600 J	48,400 J	R

Table C-15
Lipid Normalized White Perch (Whole Body) Analytical Results

Sample Name: / Date Analyzed:	Units	NB03WWPC-COMP07 12/09/15	NB03WWPC-COMP08 12/09/15	NB03WWPC-COMP09 10/01/15	NB03WWPN-COMP01 10/08/15	NB03WWPN-COMP02 10/08/15	NB03WWPN-COMP03 10/08/15
PCB-141	ng/kg	454,000 E	328,000 E	390,000 EJ	433,000 EJ	357,000 EJ	413,000 EJ
PCB-142	ng/kg	103 U	339	797 J	554 J	105 UJ	R
PCB-143	ng/kg	199 U	147 U	7,500 J	7,060 J	204 UJ	R
PCB-144	ng/kg	110,000 E	80,900 E	139,000 EJ	102,000 EJ	77,500 EJ	R
PCB-145	ng/kg	725	741	1,150 J	879 J	592 J	404 UJ
PCB-146	ng/kg	R	R	R	564,000 EJ	539,000 EJ	R
PCB-147/149	ng/kg	1,880,000 BE	1,360,000 BE	2,720,000 BEJ	2,230,000 BEJ	1,760,000 EJ	R
PCB-148	ng/kg	15,300	10,900	16,600 J	13,900 J	R	R
PCB-150	ng/kg	14,200	9,820	15,100 J	12,700 J	5,930 J	12,100 J
PCB-152	ng/kg	5,240	4,080	5,630 J	5,560 J	2,620 J	4,570 J
PCB-153/168	ng/kg	3,010,000 E	2,250,000 E	4,370,000 BEJ	3,670,000 BEJ	3,490,000 BEJ	R
PCB-154	ng/kg	110,000 E	79,500 E	118,000 EJ	97,100 EJ	49,400 EJ	R
PCB-155	ng/kg	35,400	25,100	25,800 J	44,500 EJ	11,200 J	28,600 J
PCB-156/157	ng/kg	293,000 E	222,000 E	224,000 EJ	272,000 EJ	270,000 EJ	301,000 J
PCB-158	ng/kg	238,000 E	179,000 E	306,000 EJ	246,000 EJ	241,000 EJ	R
PCB-159	ng/kg	85.0 U	62.7 U	233 UJ	97.9 UJ	86.9 UJ	353 UJ
PCB-160	ng/kg	381 U	281 U	1,050 UJ	439 UJ	390 UJ	R
PCB-161	ng/kg	R	R	887 J	90.7 UJ	80.6 UJ	R
PCB-162	ng/kg	24,100	18,300	10,400 J	25,100 J	23,600 J	26,400 J
PCB-164	ng/kg	151,000 E	110,000 E	206,000 EJ	157,000 EJ	129,000 EJ	R
PCB-165	ng/kg	R	R	R	2,690 J	1,900 J	R
PCB-167	ng/kg	108,000 E	78,600 E	81,700 J	101,000 EJ	106,000 EJ	R
PCB-169	ng/kg	90.6 U	66.8 U	250 UJ	221 J	93.1 UJ	378 UJ
PCB-170	ng/kg	608,000 E	428,000 E	637,000 EJ	537,000 EJ	527,000 EJ	626,000 EJ
PCB-171/173	ng/kg	R	R	R	167,000 EJ	178,000 EJ	R
PCB-172	ng/kg	124,000 E	85,900 E	140,000 EJ	109,000 EJ	118,000 EJ	R
PCB-174	ng/kg	R	R	423,000 EJ	380,000 EJ	348,000 EJ	R
PCB-175	ng/kg	R	R	39,700 J	28,900 J	28,100 J	R
PCB-176	ng/kg	55,200 E	41,000 E	67,000 J	52,600 EJ	46,000 EJ	R
PCB-177	ng/kg	R	R	R	265,000 EJ	313,000 EJ	R
PCB-178	ng/kg	R	R	235,000 EJ	176,000 EJ	R	R
PCB-179	ng/kg	215,000 E	158,000 E	251,000 EJ	211,000 EJ	176,000 EJ	237,000 EJ
PCB-180/193	ng/kg	1,730,000 E	1,150,000 E	1,800,000 EJ	1,660,000 EJ	1,540,000 EJ	1,730,000 EJ
PCB-181	ng/kg	R	R	R	6,770 J	5,980 J	R
PCB-182	ng/kg	R	R	8,300 J	5,540 J	R	R
PCB-183/185	ng/kg	R	R	637,000 EJ	509,000 EJ	483,000 EJ	R
PCB-184	ng/kg	4,710	2,900	5,630 J	4,110 J	2,560 J	3,920 J
PCB-186	ng/kg	90.6 U	66.8 U	250 UJ	162 J	93.1 UJ	R
PCB-187	ng/kg	R	R	1,780,000 EJ	1,320,000 EJ	1,210,000 EJ	R
PCB-188	ng/kg	6,880	4,680	5,930 J	6,280 J	3,770 J	5,100 J
PCB-189	ng/kg	24,800	17,600	20,200 J	21,400 J	20,300 J	25,800 J
PCB-190	ng/kg	147,000 E	102,000 E	128,000 EJ	128,000 EJ	110,000 EJ	133,000 J
PCB-191	ng/kg	26,900	18,300	28,100 J	23,900 J	22,600 J	R
PCB-192	ng/kg	625	360	216 UJ	90.7 UJ	80.6 UJ	R
PCB-194	ng/kg	300,000 E	179,000 E	266,000 EJ	243,000 EJ	232,000 EJ	312,000 EJ

Table C-15
Lipid Normalized White Perch (Whole Body) Analytical Results

Sample Name: / Date Analyzed:	Units	NB03WWPC-COMP07 12/09/15	NB03WWPC-COMP08 12/09/15	NB03WWPC-COMP09 10/01/15	NB03WWPN-COMP01 10/08/15	NB03WWPN-COMP02 10/08/15	NB03WWPN-COMP03 10/08/15
PCB-195	ng/kg	103,000 E	70,900 E	83,000 J	95,700 EJ	87,500 EJ	118,000 J
PCB-196	ng/kg	161,000 E	107,000 E	146,000 J	146,000 EJ	131,000 EJ	174,000 J
PCB-197/200	ng/kg	31,400	23,000	27,700 J	30,900 J	26,300 J	35,000 J
PCB-198/199	ng/kg	414,000 E	285,000 E	407,000 EJ	366,000 EJ	336,000 EJ	R
PCB-201	ng/kg	49,000	34,800	42,700 J	45,100 BJ	44,400 J	57,900 J
PCB-202	ng/kg	137,000 E	96,400 E	133,000 J	126,000 EJ	109,000 EJ	140,000 J
PCB-203	ng/kg	309,000 E	202,000 E	282,000 EJ	272,000 EJ	213,000 EJ	R
PCB-204	ng/kg	731	464	533 J	599 J	468 J	663 J
PCB-205	ng/kg	14,400	9,950	12,400 J	12,200 J	11,700 J	15,700 J
PCB-206	ng/kg	189,000 E	128,000 E	192,000 EJ	152,000 EJ	166,000 EJ	211,000 J
PCB-207	ng/kg	20,700	13,600	18,800 J	16,200 J	18,100 J	21,900 J
PCB-208	ng/kg	63,100 E	45,900 E	69,000 J	48,700 J	55,300 J	68,400 J
PCB-209	ng/kg	83,800 E	61,400 E	66,300 J	60,400 BJ	66,900 EJ	84,700 J
Total PCB Congeners (209)	ng/kg	62,000,000	46,700,000	59,300,000 J	71,800,000 J	59,900,000 J	60,200,000 J
Semivolatiles							
1,2,4,5-Tetrachlorobenzene	ug/kg	21,000 U	15,000 U	11,000 U	23,000 U	21,000 U	17,000 U
1,2-Diphenylhydrazine	ug/kg	21,000 U	15,000 U	11,000 U	23,000 U	21,000 U	17,000 U
1-Methylnaphthalene	ug/kg	330 U	240 U	430 U	930 U	810 U	680 U
2,3,4,6-Tetrachlorophenol	ug/kg	81,000 U	59,000 U	43,000 U	93,000 U	81,000 U	68,000 U
2,4,5-Trichlorophenol	ug/kg	21,000 U	15,000 U	11,000 U	23,000 U	21,000 U	17,000 U
2,4,6-Trichlorophenol	ug/kg	21,000 U	15,000 U	11,000 U	23,000 U	21,000 U	17,000 U
2,4-Dichlorophenol	ug/kg	21,000 U	15,000 U	11,000 U	23,000 U	21,000 U	17,000 U
2,4-Dimethylphenol	ug/kg	21,000 U	15,000 U	11,000 U	23,000 U	21,000 U	17,000 U
2,4-Dinitrophenol	ug/kg	370,000 U	270,000 U	200,000 U	410,000 U	380,000 U	310,000 U
2,4-Dinitrotoluene	ug/kg	81,000 U	59,000 U	43,000 U	93,000 U	81,000 U	68,000 U
2,6-Dinitrotoluene	ug/kg	21,000 U	15,000 U	11,000 U	23,000 U	21,000 U	17,000 U
2-Chloronaphthalene	ug/kg	8,100 U	5,900 U	4,300 UJ	9,300 U	8,100 U	6,800 U
2-Chlorophenol	ug/kg	21,000 U	15,000 U	11,000 U	23,000 U	21,000 U	17,000 U
2-Methylnaphthalene	ug/kg	330 U	270 J	430 U	930 U	810 U	680 U
2-Methylphenol (o-cresol)	ug/kg	21,000 U	15,000 U	11,000 U	23,000 U	21,000 U	17,000 U
2-Nitroaniline	ug/kg	21,000 U	15,000 U	11,000 U	23,000 U	21,000 U	17,000 U
2-Nitrophenol	ug/kg	21,000 U	15,000 U	11,000 U	23,000 U	21,000 U	17,000 U
3,3'-Dichlorobenzidine	ug/kg	130,000 U	91,000 U	67,000 U	140,000 U	130,000 U	100,000 U
3-Nitroaniline	ug/kg	81,000 U	59,000 U	43,000 U	93,000 U	81,000 U	68,000 U
4,6-Dinitro-2-methylphenol	ug/kg	210,000 U	150,000 U	110,000 U	230,000 U	210,000 U	170,000 U
4-Bromophenyl phenyl ether	ug/kg	21,000 U	15,000 U	11,000 U	23,000 U	21,000 U	17,000 U
4-Chloro-3-methylphenol	ug/kg	21,000 U	15,000 U	11,000 U	23,000 U	21,000 U	17,000 U
4-Chloroaniline	ug/kg	41,000 U	30,000 U	22,000 U	46,000 U	41,000 U	34,000 U
4-Chlorophenyl phenyl ether	ug/kg	21,000 U	15,000 U	11,000 U	23,000 U	21,000 U	17,000 U
4-Methylphenol (p-cresol)	ug/kg	21,000 U	15,000 U	11,000 U	23,000 U	21,000 U	17,000 U
4-Nitroaniline	ug/kg	81,000 U	59,000 U	43,000 U	93,000 U	81,000 U	68,000 U
4-Nitrophenol	ug/kg	210,000 U	150,000 U	110,000 U	230,000 U	210,000 U	170,000 U
Acenaphthene	ug/kg	330 U	280 J	430 U	930 U	810 U	680 U
Acenaphthylene	ug/kg	330 U	240 U	430 U	930 U	810 U	680 U
Acetophenone	ug/kg	21,000 U	15,000 U	11,000 U	23,000 U	21,000 U	17,000 U

Table C-15
Lipid Normalized White Perch (Whole Body) Analytical Results

Sample Name: / Date Analyzed:	Units	NB03WWPC-COMP07 12/09/15	NB03WWPC-COMP08 12/09/15	NB03WWPC-COMP09 10/01/15	NB03WWPN-COMP01 10/08/15	NB03WWPN-COMP02 10/08/15	NB03WWPN-COMP03 10/08/15
Anthracene	ug/kg	330 U	240 U	430 U	930 U	810 U	680 U
Atrazine	ug/kg	41,000 U	30,000 U	22,000 U	46,000 U	41,000 U	34,000 U
Benzaldehyde	ug/kg	81,000 U	59,000 U	43,000 U	93,000 U	81,000 U	68,000 U
Benzidine	ug/kg	880,000 U	640,000 U	470,000 U	1,000,000 U	880,000 U	740,000 U
Benzo(a)anthracene	ug/kg	330 U	240 U	430 U	930 U	810 U	680 U
Benzo(a)pyrene	ug/kg	330 U	240 U	430 U	930 U	810 U	680 U
Benzo(b)fluoranthene	ug/kg	330 U	240 U	430 U	930 U	810 U	680 U
Benzo(g,h,i)perylene	ug/kg	330 U	240 U	430 U	930 U	810 U	680 U
Benzo(j)+(k)fluoranthene	ug/kg	330 U	240 U	430 U	930 U	810 U	680 U
Benzo[e]pyrene	ug/kg	330 U	240 U	430 U	930 U	810 U	680 U
Benzoic acid	ug/kg	210,000 U	150,000 U	110,000 U	230,000 U	210,000 U	170,000 U
Benzyl butyl phthalate	ug/kg	81,000 U	59,000 U	43,000 U	93,000 U	81,000 U	68,000 U
Biphenyl (diphenyl)	ug/kg	21,000 U	15,000 U	11,000 U	23,000 U	21,000 U	17,000 U
Bis(2-chloroethoxy) methane	ug/kg	21,000 U	15,000 U	11,000 U	23,000 U	21,000 U	17,000 U
Bis(2-chloroethyl) ether (2-Chloroethyl ether)	ug/kg	21,000 U	15,000 U	11,000 U	23,000 U	21,000 U	17,000 U
Bis(2-chloroisopropyl) ether	ug/kg	21,000 U	15,000 U	11,000 U	23,000 U	21,000 U	17,000 U
Bis(2-Ethylhexyl) phthalate	ug/kg	81,000 U	59,000 U	43,000 U	93,000 U	81,000 U	68,000 U
C1-Chrysenes	ug/kg	330 U	240 U	430 U	930 U	810 U	680 U
C1-Fluoranthenes/pyrenes	ug/kg	330 U	240 U	430 U	930 U	810 U	680 U
C1-Fluorenes	ug/kg	330 U	240 U	430 U	930 U	810 U	680 U
C1-Naphthalenes	ug/kg	330 U	310 J	430 U	930 U	810 U	680 U
C1-Phenanthrene/anthracene	ug/kg	330 U	240 U	430 U	930 U	810 U	680 U
C2-Chrysene	ug/kg	330 U	240 U	430 U	930 U	810 U	680 U
C2-Fluoranthenes/pyrene	ug/kg	330 U	240 U	430 U	930 U	810 U	680 U
C2-Fluorenes	ug/kg	330 U	240 U	430 U	930 U	810 U	680 U
C2-Naphthalenes	ug/kg	520 J	500 J	430 U	930 U	810 U	680 U
C2-Phenanthrene/anthracene	ug/kg	330 U	240 U	430 U	930 U	810 U	680 U
C3-Chrysene	ug/kg	330 U	240 U	430 U	930 U	810 U	680 U
C3-Fluoranthenes/pyrene	ug/kg	330 U	240 U	430 U	930 U	810 U	680 U
C3-Fluorenes	ug/kg	330 U	240 U	430 U	930 U	810 U	680 U
C3-Naphthalenes	ug/kg	340 J	350 J	430 U	930 U	810 U	680 U
C3-Phenanthrene/anthracene	ug/kg	330 U	240 U	430 U	930 U	810 U	680 U
C4-Chrysene	ug/kg	330 U	240 U	430 U	930 U	810 U	680 U
C4-Naphthalenes	ug/kg	330 U	240 U	430 U	930 U	810 U	680 U
C4-Phenanthrene/anthracene	ug/kg	330 U	240 U	430 U	930 U	810 U	680 U
Caprolactam	ug/kg	41,000 U	30,000 U	22,000 U	46,000 U	41,000 U	34,000 U
Carbazole	ug/kg	21,000 U	15,000 U	11,000 U	23,000 U	21,000 U	17,000 U
Chrysene	ug/kg	330 U	240 U	430 U	930 U	810 U	680 U
Dibenz(a,h)anthracene	ug/kg	330 U	240 U	430 U	930 U	810 U	680 U
Dibenzofuran	ug/kg	21,000 U	15,000 U	11,000 U	23,000 U	21,000 U	17,000 U
Diethyl phthalate	ug/kg	81,000 U	59,000 U	43,000 U	93,000 U	81,000 U	68,000 U
Dimethyl phthalate	ug/kg	81,000 U	59,000 U	43,000 U	93,000 U	81,000 U	68,000 U
Di-n-butyl phthalate	ug/kg	81,000 U	59,000 U	43,000 U	93,000 U	81,000 U	68,000 U
Di-n-octylphthalate	ug/kg	81,000 U	59,000 U	43,000 U	93,000 U	81,000 U	68,000 U
Fluoranthene	ug/kg	330 U	240 U	430 U	930 J	810 U	680 U

Table C-15
Lipid Normalized White Perch (Whole Body) Analytical Results

Sample Name: / Date Analyzed:	Units	NB03WWPC-COMP07 12/09/15	NB03WWPC-COMP08 12/09/15	NB03WWPC-COMP09 10/01/15	NB03WWPN-COMP01 10/08/15	NB03WWPN-COMP02 10/08/15	NB03WWPN-COMP03 10/08/15
Fluorene	ug/kg	330 U	240 U	430 U	930 U	810 U	680 U
Hexachlorobutadiene	ug/kg	21,000 U	15,000 U	11,000 U	23,000 U	21,000 U	17,000 U
Hexachlorocyclopentadiene	ug/kg	210,000 U	150,000 U	110,000 U	230,000 U	210,000 U	170,000 U
Hexachloroethane	ug/kg	41,000 U	30,000 U	22,000 U	46,000 U	41,000 U	34,000 U
Indeno(1,2,3-c,d)pyrene	ug/kg	330 U	240 U	430 U	930 U	810 U	680 U
Isophorone	ug/kg	21,000 U	15,000 U	11,000 U	23,000 U	21,000 U	17,000 U
Naphthalene	ug/kg	330 U	240 U	430 U	6,800	5,900	4,900
Nitrobenzene	ug/kg	21,000 U	15,000 U	11,000 U	23,000 U	21,000 U	17,000 U
N-Nitrosodi-n-propylamine	ug/kg	21,000 U	15,000 U	11,000 U	23,000 U	21,000 U	17,000 U
N-Nitrosodiphenylamine	ug/kg	21,000 U	15,000 U	11,000 U	23,000 U	21,000 U	17,000 U
Pentachlorophenol	ug/kg	41,000 U	30,000 U	22,000 U	46,000 U	41,000 U	34,000 U
Perylene	ug/kg	330 U	240 U	430 U	930 U	810 U	680 U
Phenanthrene	ug/kg	330 U	300 J	430 U	1,200 J	1,100 J	840 J
Phenol	ug/kg	21,000 U	15,000 U	11,000 U	23,000 U	21,000 U	17,000 U
Pyrene	ug/kg	330 U	240 U	430 U	930 U	810 U	680 U
Pyridine	ug/kg	81,000 U	59,000 U	43,000 U	93,000 U	81,000 U	68,000 U
Total HMW PAHs	ug/kg	330 U	240 U	430 U	930 J	810 U	680 U
Total LMW PAHs	ug/kg	330 U	850 J	430 U	8,000 J	6,900 J	5,800 J
Total PAHs	ug/kg	330 U	850 J	430 U	8,900 J	6,900 J	5,800 J

Table C-15
Lipid Normalized White Perch (Whole Body) Analytical Results

Sample Name: / Date Analyzed:	Units	NB03WWPN-COMP04 10/08/15	NB03WWPN-COMP05 10/08/15	NB03WWPN-COMP06 10/08/15	NB03WWPN-COMP07 12/09/15	NB03WWPN-COMP08 12/07/15	NB03WWPN-COMP09 12/15/15
Dioxins/Furans							
1,2,3,4,6,7,8-HpCDD	ng/kg	30.6 JB	37.6 JB	31.2 JB	26.2 JBQ	32.2 JB	29.6 JBQ
1,2,3,4,6,7,8-HpCDF	ng/kg	246 B	216 JB	271 B	96.8 JB	307 B	251 B
1,2,3,4,7,8,9-HpCDF	ng/kg	4.15 U	6.00 U	5.80 JBQ	3.00 JBQ	3.84 JB	2.84 JBQ
1,2,3,4,7,8-HxCDD	ng/kg	17.2 JBQ	24.6 JBQ	13.5 JB	22.4 JBQ	16.4 JBQ	29.6 JB
1,2,3,4,7,8-HxCDF	ng/kg	82.2 J	97.8 J	105 J	92.6 J	124 BC	179 BC
1,2,3,6,7,8-HxCDD	ng/kg	38.2 JBQ	70.6 JB	45.1 JBQ	43.4 JQ	41.3 JBQ	44.9 J
1,2,3,6,7,8-HxCDF	ng/kg	120 JB	117 JB	127 JB	103 JBCQ	108 JBCQ	61.5 JBCQ
1,2,3,7,8,9-HxCDD	ng/kg	7.59 JQ	12.0 JQ	7.15 J	6.00 JB	9.82 JBQ	12.0 JQ
1,2,3,7,8,9-HxCDF	ng/kg	2.36 JBQ	3.14 U	4.52 JBQ	2.07 JB	4.69 JB	2.79 JBQ
1,2,3,7,8-PCDD	ng/kg	52.6 JBQ	103 JBQ	64.5 JBQ	46.3 JBQ	3.53 U	2.68 U
1,2,3,7,8-PCDF	ng/kg	178 JB	232 JB	51.0 JCQ	33.7 JBCQ	65.6 JC	68.8 JC
2,3,4,6,7,8-HxCDF	ng/kg	10.4 JB	16.5 JB	13.3 JB	13.8 J	18.1 JB	18.7 JB
2,3,4,7,8-PCDF	ng/kg	189 C	294 CQ	332 C	236 BC	331 BC	321 BC
2,3,7,8-TCDD	ng/kg	3,070 B	4,790 B	2,880 B	5,340	849	2,510 J
2,3,7,8-TCDF	ng/kg	296 C	442 C	204 C	207 C	289 C	265 C
OCDD	ng/kg	60.4 JB	89.4 JB	63.5 JB	36.6 JBQ	47.8 JB	33.8 JB
OCDF	ng/kg	6.15 JB	12.7 JBQ	10.1 JBQ	8.21 JBQ	13.2 JB	6.43 JB
Butyltins							
Dibutyltin	ug/kg	R	R	R	32 U	29 U	19 U
Monobutyltin	ug/kg	R	R	R	500 UCN	440 UCN	290 UCN
Tetra-n-butyltin	ug/kg	R	R	R	42 U	38 U	25 U
Tributyltin	ug/kg	R	R	R	97	140	34
Aroclor PCBs							
Aroclor 1016	ug/kg	1,300 U	2,000 U	1,800 U	920 U	800 U	1,000 U
Aroclor 1221	ug/kg	1,700 U	2,500 U	2,300 U	1,200 U	1,000 U	1,300 U
Aroclor 1232	ug/kg	3,000 U	4,400 U	3,900 U	2,100 U	1,800 U	2,400 U
Aroclor 1242	ug/kg	1,200 U	1,800 U	1,600 U	840 U	730 U	960 U
Aroclor 1248	ug/kg	29,000	48,000	32,000	24,000	38,000	31,000
Aroclor 1254	ug/kg	31,000	52,000	48,000	24,000	31,000	32,000
Aroclor 1260	ug/kg	8,900	14,000	15,000 PJ	10,000	8,400	15,000 J
Aroclor 1262	ug/kg	1,200 U	1,800 U	1,600 U	840 U	730 U	960 U
Aroclor 1268	ug/kg	1,200 U	1,800 U	1,600 U	840 U	730 U	960 U
Total Aroclor PCBs (Sum Of 7 Aroclors)	ug/kg	69,000	110,000	94,000 J	58,000	77,000	78,000 J
Total Aroclor PCBs (Sum Of 9 Aroclors)	ug/kg	69,000	110,000	94,000 J	58,000	77,000	78,000 J
Pesticides							
2,4'-DDD	pg/g	1,490,000 JD	4,190,000 JD	1,810,000 JD	1,090,000 DJ	1,120,000 DJ	401,000 BD
2,4'-DDE	pg/g	343,000 J	756,000 JD	497,000 J	418,000 J	462,000	197,000 B
2,4'-DDT	pg/g	72,600 J	594,000 J	49,600 J	39,200	30,200	12,600
4,4'-DDD	pg/g	4,110,000 JD	10,000,000 JD	6,200,000 JD	3,580,000 DJ	3,440,000 DJ	1,500,000 BD
4,4'-DDE	pg/g	5,330,000 JBD	8,720,000 JBD	7,600,000 JBD	5,920,000 BD	6,020,000 BD	3,310,000 BD
4,4'-DDT	pg/g	317,000 JB	1,890,000 JBD	283,000 JB	221,000 B	138,000	96,200 B
Aldrin	pg/g	4,590 J	5,380 J	4,960 J	3,160	4,200	2,690
Alpha BHC	pg/g	4,000 J	2,690 J	320 UJ	4,320	5,870	6,460
Alpha endosulfan	pg/g	R	3,190 UJ	2,870 UJ	1,510 UJ	1,280 U	844 U

Table C-15
Lipid Normalized White Perch (Whole Body) Analytical Results

Sample Name: / Date Analyzed:	Units	NB03WWPN-COMP04 10/08/15	NB03WWPN-COMP05 10/08/15	NB03WWPN-COMP06 10/08/15	NB03WWPN-COMP07 12/09/15	NB03WWPN-COMP08 12/07/15	NB03WWPN-COMP09 12/15/15
Beta BHC	pg/g	2,340 J	1,910 J	555 UJ	2,210	2,800	2,710
Beta endosulfan	pg/g	2,160 UJ	3,240 UJ	2,920 UJ	1,530 U	1,300 U	857 U
cis-Chlordane	pg/g	1,540,000 JD	3,010,000 JD	2,850,000 JD	2,460,000 D	1,910,000 D	1,080,000 D
cis-Nonachlor	pg/g	607,000 J	883,000 J	775,000 J	534,000	607,000 D	422,000 D
Delta BHC	pg/g	188 UJ	282 UJ	254 UJ	198 J	113 U	74.7 U
Dieldrin	pg/g	619,000 J	828,000 JD	870,000 J	592,000 D	212,000 J	157,000
Endosulfan sulfate	pg/g	3,780 J	3,520 UJ	3,170 UJ	1,670 U	1,180 J	931 U
Endrin	pg/g	2,260 J	772 UJ	2,860 J	366 U	309 U	1,600
Endrin aldehyde	pg/g	4,850 UJ	7,280 UJ	6,550 UJ	3,450 U	2,910 U	1,930 U
Endrin ketone	pg/g	2,810 UJ	4,220 UJ	3,800 UJ	2,000 U	16,000	1,120 U
Gamma BHC (Lindane)	pg/g	1,580 J	2,570 J	2,350 J	1,370	1,650	1,340
Heptachlor	pg/g	896 J	1,240 J	1,130 J	855 UJ	1,020 J	550 J
Heptachlor epoxide	pg/g	127,000 J	210,000 J	131,000 J	160,000	105,000	129,000
Hexachlorobenzene	pg/g	97,000 JB	166,000 JB	118,000 JB	130,000 B	64,900 B	91,300 B
Methoxychlor	pg/g	1,440 UJ	2,160 UJ	1,950 UJ	1,020 UJ	864 UJ	572 UJ
Mirex	pg/g	12,500 J	29,300 J	14,000 J	11,500	13,200 J	10,200
Oxychlordane	pg/g	165,000 J	366,000 J	222,000 J	184,000	156,000	181,000
Trans-chlordane	pg/g	478,000 J	689,000 J	525,000 J	542,000 B	422,000	337,000
Trans-heptachlor epoxide	pg/g	630 UJ	944 UJ	850 UJ	447 U	378 U	250 U
Trans-nonachlor	pg/g	1,800,000 JD	2,140,000 JD	2,400,000 JD	1,590,000 D	1,460,000 D	972,000 D
Total Alpha + Gamma Chlordane	pg/g	2,010,000 J	3,700,000 J	3,370,000 J	3,000,000	2,330,000	1,420,000
Total DDT (2,4)	pg/g	1,900,000 J	5,540,000 J	2,350,000 J	1,550,000 J	1,610,000 J	611,000
Total DDT (4,4)	pg/g	9,760,000 J	20,600,000 J	14,100,000 J	9,720,000 J	9,600,000 J	4,910,000
Total DDT (2,4 & 4,4)	pg/g	11,700,000 J	26,200,000 J	16,400,000 J	11,300,000 J	11,200,000 J	5,520,000
PCB Congeners							
PCB-1	ng/kg	4,850 J	5,540 J	5,200 JB	4,790 B	3,760	2,810 B
PCB-2	ng/kg	283 J	328 J	223 J	157 B	244	141 J
PCB-3	ng/kg	R	R	54.0 UJ	292	438 JB	80.4 U
PCB-4	ng/kg	73,700 EJ	80,600 J	59,500 BEJ	67,100 E	63,300 E	51,600 EJ
PCB-5	ng/kg	585 J	817 J	600 J	526	760	343 J
PCB-6	ng/kg	21,900 J	29,900 J	21,100 EJ	21,100 E	60,900 E	15,300 J
PCB-7	ng/kg	1,940 BJ	2,370 BJ	1,640 J	1,590	3,180	1,460
PCB-8	ng/kg	51,900 BJ	65,600 BJ	48,200 BEJ	53,400 BE	75,300 BE	36,500 BEJ
PCB-9	ng/kg	3,890 J	4,830 J	3,410 J	3,950	5,620	2,960
PCB-10	ng/kg	6,670 J	8,000 J	7,300 J	6,260	5,890	5,250 J
PCB-11	ng/kg	8,780 BJ	12,100 BJ	2,940 BJ	2,760	5,310 B	4,440 J
PCB-12/13	ng/kg	1,630 J	2,360 J	1,170 J	700	2,050	1,210
PCB-14	ng/kg	143 UJ	220 UJ	39.2 UJ	20.5 U	84.9 U	58.5 U
PCB-15	ng/kg	1,590 BJ	1,910 BJ	78.5 UJ	41.1 U	2,670 B	3,280 BJ
PCB-16	ng/kg	R	R	193,000 EJ	190,000 BE	187,000 E	142,000 EJ
PCB-17	ng/kg	312,000 EJ	461,000 EJ	377,000 EJ	289,000 BE	369,000 E	228,000 EJ
PCB-18/30	ng/kg	496,000 EJ	744,000 EJ	605,000 BEJ	495,000 E	660,000 BE	390,000 EJ
PCB-19	ng/kg	63,700 EJ	87,800 EJ	60,500 EJ	62,100 E	58,000 E	48,200 EJ
PCB-20/28	ng/kg	1,820,000 BEJ	2,850,000 BEJ	1,990,000 BEJ	1,270,000 BE	1,820,000 E	1,040,000 BEJ
PCB-21/33	ng/kg	284,000 EJ	431,000 EJ	259,000 EJ	219,000 E	218,000 E	145,000 EJ

Table C-15
Lipid Normalized White Perch (Whole Body) Analytical Results

Sample Name: / Date Analyzed:	Units	NB03WWPN-COMP04 10/08/15	NB03WWPN-COMP05 10/08/15	NB03WWPN-COMP06 10/08/15	NB03WWPN-COMP07 12/09/15	NB03WWPN-COMP08 12/07/15	NB03WWPN-COMP09 12/15/15
PCB-22	ng/kg	347,000 EJ	546,000 EJ	354,000 BEJ	261,000 BE	300,000 E	176,000 BEJ
PCB-23	ng/kg	926 J	1,590 J	935 J	697	616	387
PCB-24	ng/kg	5,960 J	8,610 J	5,450 J	25.6 U	106 U	73.1 U
PCB-25	ng/kg	216,000 EJ	347,000 EJ	205,000 EJ	99,500 E	389,000 E	133,000 EJ
PCB-26/29	ng/kg	321,000 EJ	594,000 EJ	372,000 EJ	195,000 E	520,000 E	190,000 EJ
PCB-27	ng/kg	62,600 EJ	101,000 EJ	R	60,300 E	65,600 E	47,100 EJ
PCB-31	ng/kg	941,000 EJ	1,420,000 EJ	835,000 BEJ	666,000 BE	1,200,000 E	582,000 BEJ
PCB-32	ng/kg	273,000 EJ	427,000 EJ	314,000 BEJ	238,000 BE	282,000 E	168,000 BEJ
PCB-34	ng/kg	14,100 J	20,800 J	15,300 EJ	7,180	17,900	7,930 J
PCB-35	ng/kg	161 UJ	248 UJ	44.1 UJ	23.1 U	95.6 U	65.7 U
PCB-36	ng/kg	143 UJ	220 UJ	39.2 UJ	20.5 U	84.9 U	58.5 U
PCB-37	ng/kg	27,400 J	36,200 J	13,400 J	9,680 E	43,800 E	36,600 EJ
PCB-38	ng/kg	1,870 J	2,910 J	2,080 J	687	940	759
PCB-39	ng/kg	7,810 J	10,900 J	8,450 J	4,080	8,270	5,160 J
PCB-40/71	ng/kg	1,020,000 EJ	1,560,000 EJ	1,380,000 EJ	718,000 E	1,270,000 E	725,000 EJ
PCB-41	ng/kg	R	R	98,000 EJ	63,400 E	69,300 E	35,700 J
PCB-42	ng/kg	R	R	985,000 EJ	476,000 E	951,000 E	537,000 EJ
PCB-43	ng/kg	96,700 J	158,000 J	138,000 EJ	78,900 E	128,000 E	74,000 EJ
PCB-44/47/65	ng/kg	2,940,000 EJ	4,530,000 EJ	3,760,000 EJ	2,080,000 E	3,290,000 E	2,090,000 EJ
PCB-45	ng/kg	234,000 EJ	361,000 EJ	261,000 EJ	149,000 E	218,000 E	143,000 EJ
PCB-46	ng/kg	83,300 J	134,000 J	110,000 EJ	64,700 E	100,000 E	58,800 EJ
PCB-48	ng/kg	362,000 EJ	541,000 EJ	435,000 EJ	271,000 E	389,000 E	250,000 EJ
PCB-49/69	ng/kg	2,230,000 EJ	3,470,000 EJ	2,950,000 EJ	1,430,000 E	2,820,000 E	1,560,000 EJ
PCB-50/53	ng/kg	361,000 EJ	594,000 EJ	459,000 EJ	287,000 E	413,000 E	249,000 EJ
PCB-51	ng/kg	295,000 EJ	464,000 EJ	353,000 EJ	311,000 E	231,000 E	200,000 EJ
PCB-52	ng/kg	3,080,000 BEJ	4,930,000 BEJ	4,740,000 BEJ	1,930,000 BE	3,840,000 BE	2,120,000 EJ
PCB-54	ng/kg	18,700 J	26,200 J	12,700 J	19,700 E	8,930	12,700 J
PCB-55	ng/kg	R	R	16,200 J	10,300	30,700	87.7 U
PCB-56	ng/kg	R	R	815,000 EJ	489,000 E	924,000 E	500,000 EJ
PCB-57	ng/kg	R	R	18,800 J	6,500	18,000	9,090 J
PCB-58	ng/kg	R	R	15,000 J	5,920	18,200	9,130
PCB-60	ng/kg	263,000 EJ	472,000 EJ	420,000 EJ	237,000 E	344,000 E	196,000 EJ
PCB-61/70/74/76	ng/kg	4,150,000 EJ	6,220,000 EJ	4,890,000 EJ	2,760,000 E	5,090,000 E	2,820,000 EJ
PCB-62/75	ng/kg	219,000 J	347,000 J	294,000 EJ	159,000 E	260,000 E	168,000 EJ
PCB-63	ng/kg	R	R	163,000 EJ	77,400 E	173,000 E	88,500 EJ
PCB-64	ng/kg	1,030,000 EJ	1,580,000 EJ	1,480,000 EJ	729,000 E	1,280,000 E	756,000 BEJ
PCB-66	ng/kg	R	R	3,440,000 BEJ	1,820,000 BE	3,270,000 E	1,810,000 BEJ
PCB-67	ng/kg	76,700 J	110,000 J	78,500 EJ	47,100 E	92,000 E	52,800 EJ
PCB-68	ng/kg	R	R	44,000 EJ	22,400 E	45,600	26,800 J
PCB-72	ng/kg	R	R	54,000 EJ	23,500 E	64,400 E	35,300 J
PCB-73	ng/kg	10,700 J	19,100 J	9,100 J	9,450	149 U	102 U
PCB-77	ng/kg	117,000 EJ	197,000 EJ	114,000 EJ	70,300 E	152,000 E	106,000 EJ
PCB-78	ng/kg	287 UJ	441 UJ	78.5 UJ	41.1 U	170 U	117 U
PCB-79	ng/kg	20,900 J	31,300 J	32,600 EJ	10,800	23,300	13,900 J
PCB-80	ng/kg	197 UJ	505 J	54.0 UJ	123 J	117 U	176 J

Table C-15
Lipid Normalized White Perch (Whole Body) Analytical Results

Sample Name: / Date Analyzed:	Units	NB03WWPN-COMP04 10/08/15	NB03WWPN-COMP05 10/08/15	NB03WWPN-COMP06 10/08/15	NB03WWPN-COMP07 12/09/15	NB03WWPN-COMP08 12/07/15	NB03WWPN-COMP09 12/15/15
PCB-81	ng/kg	4,370 J	8,560 J	6,700 J	3,840	5,930	3,820
PCB-82	ng/kg	R	R	426,000 EJ	141,000 E	253,000 E	168,000 EJ
PCB-83	ng/kg	R	R	260,000 EJ	77,400 E	135,000 E	84,700 EJ
PCB-84	ng/kg	407,000 EJ	644,000 EJ	920,000 EJ	276,000 E	513,000 E	374,000 EJ
PCB-85/116/117	ng/kg	456,000 EJ	750,000 EJ	1,060,000 EJ	339,000 E	656,000 E	463,000 EJ
PCB-86/87/97/109/119/125	ng/kg	1,270,000 EJ	2,020,000 EJ	3,040,000 EJ	976,000 E	1,710,000 E	1,240,000 EJ
PCB-88	ng/kg	393 UJ	606 UJ	108 UJ	56.3 U	233 U	160 U
PCB-89	ng/kg	24,600 J	40,900 J	47,300 EJ	16,700 E	36,200	21,000 J
PCB-90/101/113	ng/kg	R	R	5,200,000 BEJ	1,780,000 E	2,910,000 BE	2,280,000 BEJ
PCB-91	ng/kg	393,000 EJ	622,000 EJ	845,000 EJ	274,000 E	529,000 E	384,000 EJ
PCB-92	ng/kg	R	R	1,000,000 EJ	334,000 E	587,000 E	459,000 EJ
PCB-93/100	ng/kg	132,000 J	214,000 J	172,000 EJ	145,000 E	90,700	138,000 EJ
PCB-94	ng/kg	31,300 J	53,100 J	45,200 EJ	32,100 E	30,900	30,700 J
PCB-95	ng/kg	1,500,000 EJ	2,520,000 EJ	3,340,000 EJ	1,270,000 E	1,910,000 E	1,170,000 EJ
PCB-96	ng/kg	17,700 J	29,700 J	32,200 EJ	16,300 E	23,800	19,000 J
PCB-98/102	ng/kg	125,000 J	199,000 J	219,000 EJ	107,000 E	164,000 E	127,000 EJ
PCB-99	ng/kg	R	R	3,300,000 EJ	1,160,000 E	2,120,000 E	1,740,000 EJ
PCB-103	ng/kg	52,200 J	81,700 J	73,500 EJ	49,200 E	47,800	55,300 EJ
PCB-104	ng/kg	11,400 J	20,600 J	11,200 J	15,200	4,580	9,900 J
PCB-105	ng/kg	693,000 EJ	1,150,000 EJ	1,460,000 EJ	R	869,000 E	604,000 EJ
PCB-106	ng/kg	305 UJ	468 UJ	83.5 UJ	43.7 U	181 U	124 U
PCB-107	ng/kg	208,000 EJ	342,000 EJ	355,000 EJ	137,000 E	264,000 E	187,000 EJ
PCB-108/124	ng/kg	83,300 J	140,000 J	167,000 EJ	61,100 E	107,000	72,600 J
PCB-110/115	ng/kg	2,470,000 EJ	3,790,000 EJ	6,100,000 BEJ	R	3,040,000 E	2,210,000 BEJ
PCB-111	ng/kg	2,490 J	4,310 J	4,150 J	2,170	3,310	3,160
PCB-112	ng/kg	R	R	16,000 J	35.8 U	8,930	102 U
PCB-114	ng/kg	51,900 J	86,700 J	107,000 EJ	41,300 E	72,700 E	48,200 EJ
PCB-118	ng/kg	2,240,000 EJ	3,660,000 EJ	5,300,000 BEJ	1,950,000 BE	3,130,000 E	2,350,000 BEJ
PCB-120	ng/kg	13,500 J	20,000 J	22,300 J	9,680	17,600	16,900 J
PCB-121	ng/kg	2,230 J	3,900 J	3,330 J	2,330	1,840	2,540
PCB-122	ng/kg	215 UJ	40,200 J	36,200 EJ	16,100 E	30,700	17,400 J
PCB-123	ng/kg	47,800 J	76,100 J	93,500 EJ	39,700 E	68,200 E	38,400 J
PCB-126	ng/kg	R	R	R	R	7,020	R
PCB-127	ng/kg	4,590 J	6,560 J	R	2,820	3,620	3,720 J
PCB-128/166	ng/kg	278,000 EJ	426,000 EJ	640,000 EJ	210,000 E	282,000 E	260,000 EJ
PCB-129/138/163	ng/kg	2,580,000 EJ	3,950,000 EJ	5,200,000 EJ	2,210,000 E	2,530,000 E	2,740,000 EJ
PCB-130	ng/kg	R	R	267,000 EJ	93,400 E	127,000 E	122,000 EJ
PCB-131	ng/kg	R	R	38,400 EJ	15,900 E	20,600	19,000 J
PCB-132	ng/kg	R	R	1,020,000 EJ	408,000 E	473,000 E	487,000 EJ
PCB-133	ng/kg	50,400 J	76,700 J	88,000 EJ	50,500 E	61,600	60,600 EJ
PCB-134	ng/kg	R	R	165,000 EJ	79,200 E	83,800 E	96,600 EJ
PCB-135/151	ng/kg	681,000 EJ	1,090,000 EJ	1,470,000 EJ	716,000 E	742,000 E	951,000 EJ
PCB-136	ng/kg	170,000 EJ	289,000 EJ	375,000 EJ	167,000 E	185,000 E	225,000 EJ
PCB-137	ng/kg	R	R	282,000 EJ	91,600 E	115,000 E	113,000 EJ
PCB-139/140	ng/kg	R	R	92,500 EJ	35,500 E	45,800	45,600 J

Table C-15
Lipid Normalized White Perch (Whole Body) Analytical Results

Sample Name: / Date Analyzed:	Units	NB03WWPN-COMP04 10/08/15	NB03WWPN-COMP05 10/08/15	NB03WWPN-COMP06 10/08/15	NB03WWPN-COMP07 12/09/15	NB03WWPN-COMP08 12/07/15	NB03WWPN-COMP09 12/15/15
PCB-141	ng/kg	330,000 EJ	528,000 EJ	695,000 EJ	374,000 E	378,000 E	382,000 BEJ
PCB-142	ng/kg	R	R	660 J	300	181 U	124 U
PCB-143	ng/kg	R	R	10,300 J	84.5 U	10,100	241 U
PCB-144	ng/kg	R	R	188,000 EJ	86,800 E	89,600 E	107,000 EJ
PCB-145	ng/kg	652 J	1,110 J	1,880 J	511	991	117 U
PCB-146	ng/kg	R	R	750,000 EJ	R	462,000 E	540,000 EJ
PCB-147/149	ng/kg	R	R	2,590,000 BEJ	1,420,000 BE	1,450,000 BE	1,660,000 BEJ
PCB-148	ng/kg	R	R	15,100 J	12,000	9,200	15,600 J
PCB-150	ng/kg	8,630 J	13,800 J	14,900 J	10,800	8,780	13,800 J
PCB-152	ng/kg	3,890 J	6,560 J	6,450 J	6,180	3,240	5,900 J
PCB-153/168	ng/kg	R	R	4,480,000 BEJ	2,280,000 E	2,490,000 BE	2,990,000 BEJ
PCB-154	ng/kg	R	R	117,000 EJ	78,400 E	69,100 E	111,000 EJ
PCB-155	ng/kg	26,400 J	43,700 J	28,000 J	31,300 E	16,400	30,000 J
PCB-156/157	ng/kg	227,000 EJ	369,000 EJ	565,000 EJ	197,000 E	276,000 E	256,000 EJ
PCB-158	ng/kg	R	R	436,000 EJ	173,000 E	208,000 E	212,000 EJ
PCB-159	ng/kg	251 UJ	386 UJ	68.5 UJ	35.8 U	149 U	102 U
PCB-160	ng/kg	R	R	309 UJ	161 U	669 U	460 U
PCB-161	ng/kg	R	R	63.5 UJ	R	138 U	95.0 U
PCB-162	ng/kg	17,300 J	28,500 J	44,200 EJ	17,100 E	24,700	19,400 J
PCB-164	ng/kg	R	R	246,000 EJ	109,000 E	133,000 E	136,000 EJ
PCB-165	ng/kg	R	R	2,450 J	R	1,880	2,070
PCB-167	ng/kg	R	R	215,000 EJ	73,700 E	108,000 E	97,500 EJ
PCB-169	ng/kg	269 UJ	413 UJ	395 J	38.4 U	313 J	110 U
PCB-170	ng/kg	441,000 EJ	656,000 EJ	705,000 EJ	524,000 E	473,000 E	660,000 EJ
PCB-171/173	ng/kg	R	R	192,000 EJ	R	132,000 E	R
PCB-172	ng/kg	R	R	131,000 EJ	101,000 E	102,000 E	138,000 EJ
PCB-174	ng/kg	R	R	435,000 EJ	R	304,000 E	449,000 EJ
PCB-175	ng/kg	R	R	34,400 EJ	R	24,700	R
PCB-176	ng/kg	R	R	59,500 EJ	47,600 E	40,200	63,400 EJ
PCB-177	ng/kg	R	R	285,000 EJ	R	198,000 E	288,000 EJ
PCB-178	ng/kg	R	R	191,000 EJ	R	139,000 E	206,000 EJ
PCB-179	ng/kg	162,000 EJ	277,000 EJ	223,000 EJ	177,000 E	156,000 E	249,000 EJ
PCB-180/193	ng/kg	1,300,000 EJ	1,880,000 EJ	1,900,000 EJ	1,540,000 E	1,320,000 E	1,930,000 EJ
PCB-181	ng/kg	R	R	9,800 J	R	5,730	R
PCB-182	ng/kg	R	R	6,600 J	R	4,360	6,280 J
PCB-183/185	ng/kg	R	R	565,000 EJ	R	416,000 E	R
PCB-184	ng/kg	3,180 J	4,100 J	3,830 J	2,410	3,670	4,500
PCB-186	ng/kg	R	R	238 J	94.7 J	182 J	212 J
PCB-187	ng/kg	R	R	1,330,000 EJ	R	1,010,000 E	1,490,000 EJ
PCB-188	ng/kg	4,190 J	6,000 J	5,100 J	4,580	4,530	6,510
PCB-189	ng/kg	17,800 J	28,100 J	32,800 EJ	21,500 E	22,200	27,400 J
PCB-190	ng/kg	100,000 J	151,000 J	158,000 EJ	126,000 E	108,000 E	162,000 EJ
PCB-191	ng/kg	R	R	30,700 EJ	24,300 E	20,200	29,300 J
PCB-192	ng/kg	R	R	449 J	181	418 J	529
PCB-194	ng/kg	214,000 EJ	326,000 EJ	300,000 EJ	255,000 E	271,000 E	347,000 EJ

Table C-15
Lipid Normalized White Perch (Whole Body) Analytical Results

Sample Name: / Date Analyzed:	Units	NB03WWPN-COMP04 10/08/15	NB03WWPN-COMP05 10/08/15	NB03WWPN-COMP06 10/08/15	NB03WWPN-COMP07 12/09/15	NB03WWPN-COMP08 12/07/15	NB03WWPN-COMP09 12/15/15
PCB-195	ng/kg	74,100 J	118,000 J	101,000 EJ	107,000 E	85,600	126,000 EJ
PCB-196	ng/kg	116,000 J	178,000 J	183,000 EJ	153,000 E	136,000 E	194,000 EJ
PCB-197/200	ng/kg	22,900 J	38,300 J	31,700 J	28,700	27,100	37,200 J
PCB-198/199	ng/kg	R	R	456,000 EJ	347,000 E	389,000 E	485,000 EJ
PCB-201	ng/kg	33,400 J	57,800 J	47,400 BEJ	38,900 E	42,400	54,300 J
PCB-202	ng/kg	85,600 J	142,000 J	128,000 EJ	93,700 E	122,000 E	129,000 EJ
PCB-203	ng/kg	R	R	337,000 EJ	257,000 E	273,000 E	343,000 EJ
PCB-204	ng/kg	448 J	661 J	103 UJ	361	684	535
PCB-205	ng/kg	9,810 J	15,500 J	16,100 J	15,400	12,700	17,900 J
PCB-206	ng/kg	136,000 J	193,000 J	192,000 EJ	135,000 E	204,000 E	196,000 EJ
PCB-207	ng/kg	14,200 J	23,400 J	17,700 J	13,300	20,600	19,900 J
PCB-208	ng/kg	43,000 J	59,400 J	50,500 EJ	36,300 E	67,100	66,800 EJ
PCB-209	ng/kg	51,500 J	83,900 J	71,500 BEJ	47,100 E	102,000 E	82,900 EJ
Total PCB Congeners (209)	ng/kg	39,400,000 J	61,600,000 J	95,200,000 J	40,900,000 J	67,900,000 J	51,900,000 J
Semivolatiles							
1,2,4,5-Tetrachlorobenzene	ug/kg	12,000 U	18,000 U	17,000 UJ	8,700 U	7,300 U	4,700 U
1,2-Diphenylhydrazine	ug/kg	12,000 U	18,000 U	17,000 UJ	8,700 U	7,300 U	4,700 U
1-Methylnaphthalene	ug/kg	480 U	720 U	650 U	240 J	220 J	710 J
2,3,4,6-Tetrachlorophenol	ug/kg	48,000 U	72,000 U	65,000 UJ	34,000 U	29,000 U	19,000 U
2,4,5-Trichlorophenol	ug/kg	12,000 U	18,000 U	17,000 UJ	8,700 U	7,300 U	4,700 U
2,4,6-Trichlorophenol	ug/kg	12,000 U	18,000 U	17,000 UJ	8,700 U	7,300 U	4,700 U
2,4-Dichlorophenol	ug/kg	12,000 U	18,000 U	17,000 UJ	8,700 U	7,300 U	4,700 U
2,4-Dimethylphenol	ug/kg	12,000 U	18,000 U	17,000 UJ	8,700 U	7,300 U	4,700 U
2,4-Dinitrophenol	ug/kg	220,000 U	330,000 U	300,000 UJ	160,000 U	130,000 U	85,000 U
2,4-Dinitrotoluene	ug/kg	48,000 U	72,000 U	65,000 UJ	34,000 U	29,000 U	19,000 U
2,6-Dinitrotoluene	ug/kg	14,000 J	18,000 U	17,000 UJ	8,700 U	7,300 U	4,700 U
2-Chloronaphthalene	ug/kg	4,800 U	7,200 U	6,500 UJ	3,400 U	2,900 U	1,900 U
2-Chlorophenol	ug/kg	12,000 U	18,000 U	17,000 UJ	8,700 U	7,300 U	4,700 U
2-Methylnaphthalene	ug/kg	480 U	720 U	650 U	290 J	270 J	1,300 J
2-Methylphenol (o-cresol)	ug/kg	12,000 U	18,000 U	17,000 UJ	8,700 U	7,300 U	4,700 U
2-Nitroaniline	ug/kg	12,000 U	18,000 U	17,000 UJ	8,700 U	7,300 U	4,700 U
2-Nitrophenol	ug/kg	12,000 U	18,000 U	17,000 UJ	8,700 U	7,300 U	4,700 U
3,3'-Dichlorobenzidine	ug/kg	74,000 U	110,000 U	100,000 UJ	53,000 U	44,000 U	28,000 U
3-Nitroaniline	ug/kg	48,000 U	72,000 U	65,000 UJ	34,000 U	29,000 U	19,000 U
4,6-Dinitro-2-methylphenol	ug/kg	120,000 U	180,000 U	170,000 UJ	87,000 U	73,000 U	47,000 U
4-Bromophenyl phenyl ether	ug/kg	12,000 U	18,000 U	17,000 UJ	8,700 U	7,300 U	4,700 U
4-Chloro-3-methylphenol	ug/kg	12,000 U	18,000 U	17,000 UJ	8,700 U	7,300 U	4,700 U
4-Chloroaniline	ug/kg	25,000 U	36,000 U	33,000 UJ	18,000 U	15,000 U	9,600 U
4-Chlorophenyl phenyl ether	ug/kg	12,000 U	18,000 U	17,000 UJ	8,700 U	7,300 U	4,700 U
4-Methylphenol (p-cresol)	ug/kg	12,000 U	18,000 U	17,000 UJ	8,700 U	7,300 U	4,700 U
4-Nitroaniline	ug/kg	48,000 U	72,000 U	65,000 UJ	34,000 U	29,000 U	19,000 U
4-Nitrophenol	ug/kg	120,000 U	180,000 U	170,000 UJ	87,000 U	73,000 U	47,000 U
Acenaphthene	ug/kg	520 J	720 U	650 U	370	400	760 J
Acenaphthylene	ug/kg	480 U	720 U	650 U	140 U	120 U	280
Acetophenone	ug/kg	12,000 U	18,000 U	17,000 UJ	8,700 U	7,300 U	4,700 U

Table C-15
Lipid Normalized White Perch (Whole Body) Analytical Results

Sample Name: / Date Analyzed:	Units	NB03WWPN-COMP04 10/08/15	NB03WWPN-COMP05 10/08/15	NB03WWPN-COMP06 10/08/15	NB03WWPN-COMP07 12/09/15	NB03WWPN-COMP08 12/07/15	NB03WWPN-COMP09 12/15/15
Anthracene	ug/kg	480 U	720 U	650 U	140 U	120 U	210 J
Atrazine	ug/kg	41,000 J	36,000 U	33,000 UJ	18,000 U	15,000 U	9,600 U
Benzaldehyde	ug/kg	48,000 U	72,000 U	65,000 UJ	34,000 U	29,000 U	19,000 U
Benzidine	ug/kg	520,000 U	780,000 U	700,000 UJ	370,000 U	310,000 U	210,000 U
Benzo(a)anthracene	ug/kg	480 U	720 U	650 U	140 U	120 U	78 U
Benzo(a)pyrene	ug/kg	480 U	720 U	650 U	140 U	120 U	78 U
Benzo(b)fluoranthene	ug/kg	480 U	720 U	650 U	140 U	120 U	78 U
Benzo(g,h,i)perylene	ug/kg	480 U	720 U	650 U	140 U	120 U	78 U
Benzo(j)+(k)fluoranthene	ug/kg	480 U	720 U	650 U	140 U	120 U	78 U
Benzo[e]pyrene	ug/kg	480 U	720 U	650 U	140 U	120 U	78 U
Benzoic acid	ug/kg	120,000 U	180,000 U	170,000 UJ	87,000 U	73,000 U	47,000 U
Benzyl butyl phthalate	ug/kg	59,000 J	72,000 U	65,000 UJ	34,000 U	29,000 U	19,000 U
Biphenyl (diphenyl)	ug/kg	12,000 U	18,000 U	17,000 UJ	8,700 U	7,300 U	4,700 U
Bis(2-chloroethoxy) methane	ug/kg	12,000 U	18,000 U	17,000 UJ	8,700 U	7,300 U	4,700 U
Bis(2-chloroethyl) ether (2-Chloroethyl ether)	ug/kg	12,000 U	18,000 U	17,000 UJ	8,700 U	7,300 U	4,700 U
Bis(2-chloroisopropyl) ether	ug/kg	12,000 U	18,000 U	17,000 UJ	8,700 U	7,300 U	4,700 U
Bis(2-Ethylhexyl) phthalate	ug/kg	48,000 U	72,000 U	65,000 UJ	34,000 U	29,000 U	19,000 U
C1-Chrysenes	ug/kg	480 U	720 U	650 U	140 U	120 U	78 U
C1-Fluoranthenes/pyrenes	ug/kg	480 U	720 U	650 U	140 U	120 U	78 U
C1-Fluorenes	ug/kg	480 U	720 U	650 U	140 U	120 U	78 U
C1-Naphthalenes	ug/kg	480 U	720 U	650 U	370	360	1,300
C1-Phenanthrene/anthracene	ug/kg	480 U	720 U	650 U	140 U	120 U	78 U
C2-Chrysene	ug/kg	480 U	720 U	650 U	140 U	120 U	78 U
C2-Fluoranthenes/pyrene	ug/kg	480 U	720 U	650 U	140 U	120 U	78 U
C2-Fluorenes	ug/kg	480 U	720 U	650 U	140 U	120 U	78 U
C2-Naphthalenes	ug/kg	810 J	890 J	650 U	550	600	910
C2-Phenanthrene/anthracene	ug/kg	480 U	720 U	650 U	140 U	120 U	78 U
C3-Chrysene	ug/kg	480 U	720 U	650 U	140 U	120 U	78 U
C3-Fluoranthenes/pyrene	ug/kg	480 U	720 U	650 U	140 U	120 U	78 U
C3-Fluorenes	ug/kg	480 U	720 U	650 U	140 U	120 U	78 U
C3-Naphthalenes	ug/kg	480 U	720 U	650 U	340	470	590
C3-Phenanthrene/anthracene	ug/kg	480 U	720 U	650 U	140 U	120 U	78 U
C4-Chrysene	ug/kg	480 U	720 U	650 U	140 U	120 U	78 U
C4-Naphthalenes	ug/kg	480 U	720 U	650 U	140 U	120 U	78 U
C4-Phenanthrene/anthracene	ug/kg	480 U	720 U	650 U	140 U	120 U	78 U
Caprolactam	ug/kg	25,000 U	36,000 U	33,000 UJ	18,000 U	15,000 U	9,600 U
Carbazole	ug/kg	12,000 U	18,000 U	17,000 UJ	8,700 U	7,300 U	4,700 U
Chrysene	ug/kg	480 U	720 U	650 U	140 U	120 U	78 U
Dibenz(a,h)anthracene	ug/kg	480 U	720 U	650 U	140 U	120 U	78 U
Dibenzofuran	ug/kg	12,000 U	18,000 U	17,000 UJ	8,700 U	7,300 U	4,700 U
Diethyl phthalate	ug/kg	48,000 U	72,000 U	65,000 UJ	34,000 U	29,000 U	19,000 U
Dimethyl phthalate	ug/kg	48,000 U	72,000 U	65,000 UJ	34,000 U	29,000 U	19,000 U
Di-n-butyl phthalate	ug/kg	59,000 J	72,000 U	65,000 UJ	34,000 U	29,000 U	19,000 U
Di-n-octylphthalate	ug/kg	48,000 U	72,000 U	65,000 UJ	34,000 U	29,000 U	19,000 U
Fluoranthene	ug/kg	560 J	720 U	650 U	140 U	200 J	280

Table C-15
Lipid Normalized White Perch (Whole Body) Analytical Results

Sample Name: / Date Analyzed:	Units	NB03WWPN-COMP04 10/08/15	NB03WWPN-COMP05 10/08/15	NB03WWPN-COMP06 10/08/15	NB03WWPN-COMP07 12/09/15	NB03WWPN-COMP08 12/07/15	NB03WWPN-COMP09 12/15/15
Fluorene	ug/kg	480 U	720 U	650 U	230 J	290 J	560 J
Hexachlorobutadiene	ug/kg	12,000 U	18,000 U	17,000 UJ	8,700 U	7,300 U	4,700 U
Hexachlorocyclopentadiene	ug/kg	120,000 U	180,000 U	170,000 UJ	87,000 U	73,000 U	47,000 U
Hexachloroethane	ug/kg	25,000 U	36,000 U	33,000 UJ	18,000 U	15,000 U	9,600 U
Indeno(1,2,3-c,d)pyrene	ug/kg	480 U	720 U	650 U	140 U	120 U	78 U
Isophorone	ug/kg	12,000 U	18,000 U	17,000 UJ	8,700 U	7,300 U	4,700 U
Naphthalene	ug/kg	4,400	5,400	4,800	150 J	160 J	5,000
Nitrobenzene	ug/kg	12,000 U	18,000 U	17,000 UJ	8,700 U	7,300 U	4,700 U
N-Nitrosodi-n-propylamine	ug/kg	12,000 U	18,000 U	17,000 UJ	8,700 U	7,300 U	4,700 U
N-Nitrosodiphenylamine	ug/kg	12,000 U	18,000 U	17,000 UJ	8,700 U	7,300 U	4,700 U
Pentachlorophenol	ug/kg	25,000 U	36,000 U	33,000 UJ	18,000 U	15,000 U	9,600 U
Perylene	ug/kg	480 U	720 U	650 U	140 U	120 U	78 U
Phenanthrene	ug/kg	850 J	1,000 J	700 J	290 J	470	910 J
Phenol	ug/kg	12,000 U	18,000 U	17,000 UJ	8,700 U	7,300 U	4,700 U
Pyrene	ug/kg	480 U	720 U	650 U	140 U	120 U	190 J
Pyridine	ug/kg	48,000 U	72,000 U	65,000 UJ	34,000 U	29,000 U	19,000 U
Total HMW PAHs	ug/kg	560 J	720 U	650 U	140 U	200 J	470 J
Total LMW PAHs	ug/kg	5,800 J	6,400 J	5,500 J	1,300 J	1,600 J	9,000 J
Total PAHs	ug/kg	6,400 J	6,400 J	5,500 J	1,300 J	1,800 J	9,500 J

Table C-15
Lipid Normalized White Perch (Whole Body) Analytical Results

Sample Name: / Date Analyzed:	Units	NB03WWPS-COMP01 10/12/15	NB03WWPS-COMP02 10/12/15	NB03WWPS-COMP03 10/12/15	NB03WWPS-COMP04 10/12/15	NB03WWPS-COMP05 10/12/15
Dioxins/Furans						
1,2,3,4,6,7,8-HpCDD	ng/kg	37.1 JB [40.4 JB]	27.7 JB	28.3 JB	39.7 JB	37.5 JB
1,2,3,4,6,7,8-HpCDF	ng/kg	88.7 JB [173 JB]	95.7 JB	269 B	128 JB	231 B
1,2,3,4,7,8,9-HpCDF	ng/kg	2.29 U [3.36 U]	2.91 U	2.94 U	3.44 U	3.14 U
1,2,3,4,7,8-HxCDD	ng/kg	19.8 JBQ [17.7 JB]	16.1 JBQ	17.0 JBQ	19.7 JBQ	20.3 JBQ
1,2,3,4,7,8-HxCDF	ng/kg	23.1 JB [25.4 JB]	19.3 JB	92.2 JB	25.4 JB	37.5 JB
1,2,3,6,7,8-HxCDD	ng/kg	61.1 JQ [64.6 JQ]	39.1 JQ	51.4 JQ	60.9 JQ	76.9 JQ
1,2,3,6,7,8-HxCDF	ng/kg	67.3 JB [117 JB]	71.4 JB	74.2 JCQ	89.7 JB	42.5 JCQ
1,2,3,7,8,9-HxCDD	ng/kg	13.7 J [15.5 J]	9.17 J	10.9 J	12.3 J	15.2 J
1,2,3,7,8,9-HxCDF	ng/kg	1.59 JBQ [3.70 JBQ]	2.64 JBQ	2.55 JBQ	2.20 JB	2.75 JBQ
1,2,3,7,8-PCDD	ng/kg	104 JBQ [120 JB]	3.43 U	71.9 JBQ	85.9 JBQ	139 B
1,2,3,7,8-PCDF	ng/kg	48.4 BCJ [160 JB]	15.2 JBCQ	50.0 BCJ	18.2 JBCQ	43.9 JBCQ
2,3,4,6,7,8-HxCDF	ng/kg	9.49 JBQ [9.31 JB]	8.66 JBQ	12.2 JB	11.3 JB	13.0 JB
2,3,4,7,8-PCDF	ng/kg	143 BCJ [117 JB]	125 JB	289 BC	167 BC	175 BC
2,3,7,8-TCDD	ng/kg	179 J [167 J]	105	1,690	163	597
2,3,7,8-TCDF	ng/kg	293 CJ [243 CJ]	242 C	283 BC	350 C	300 C
OCDD	ng/kg	111 JB [114 JB]	106 JB	60.8 JB	122 JB	103 JB
OCDF	ng/kg	2.87 JBQ [5.50 JBQ]	3.26 JBQ	5.61 JBQ	3.91 JBQ	5.58 JBQ
Butyltins						
Dibutyltin	ug/kg	29 U [50 U]	37 U	36 U	41 U	36 U
Monobutyltin	ug/kg	440 UCN [810 UCN]	570 UCN	560 UCN	630 UCN	560 UCN
Tetra-n-butyltin	ug/kg	38 U [65 U]	49 U	47 U	50 U	47 U
Tributyltin	ug/kg	38 [73]	57	58	47 U	42 U
Aroclor PCBs						
Aroclor 1016	ug/kg	780 U [1,300 U]	1,000 U	1,000 U	1,100 U	1,000 U
Aroclor 1221	ug/kg	1,000 U [1,700 U]	1,300 U	1,300 U	1,400 U	1,300 U
Aroclor 1232	ug/kg	1,700 U [3,000 U]	2,300 U	2,200 U	2,400 U	2,200 U
Aroclor 1242	ug/kg	710 U [1,200 U]	940 U	920 U	1,000 U	920 U
Aroclor 1248	ug/kg	11,000 [23,000]	14,000	22,000	20,000	20,000
Aroclor 1254	ug/kg	19,000 PJ [38,000]	18,000	25,000 PJ	31,000	22,000 PJ
Aroclor 1260	ug/kg	6,400 [11,000]	6,600	11,000	12,000 PJ	10,000
Aroclor 1262	ug/kg	710 U [1,200 U]	940 U	920 U	1,000 U	920 U
Aroclor 1268	ug/kg	710 U [1,200 U]	940 U	920 U	1,000 U	920 U
Total Aroclor PCBs (Sum Of 7 Aroclors)	ug/kg	37,000 J [72,000]	39,000	58,000 J	63,000 J	52,000 J
Total Aroclor PCBs (Sum Of 9 Aroclors)	ug/kg	37,000 J [72,000]	39,000	58,000 J	63,000 J	52,000 J
Pesticides						
2,4'-DDD	pg/g	4,400,000 DJ [8,810,000 DJ]	1,220,000 DJ	3,030,000 DJ	4,630,000 DJ	2,680,000 DJ
2,4'-DDE	pg/g	440,000 DJ [804,000 DJ]	291,000 J	581,000 J	453,000 J	394,000 J
2,4'-DDT	pg/g	778,000 BDJ [1,650,000 BDJ]	123,000 BJ	483,000 BJ	644,000 BJ	461,000 BJ
4,4'-DDD	pg/g	10,200,000 BDJ [20,200,000 BDJ]	2,910,000 BDJ	7,750,000 BDJ	10,500,000 BDJ	6,500,000 BDJ
4,4'-DDE	pg/g	4,760,000 BDJ [9,120,000 BDJ]	2,580,000 BDJ	5,970,000 BDJ	6,090,000 BDJ	4,560,000 BDJ
4,4'-DDT	pg/g	2,180,000 BDJ [4,620,000 BDJ]	580,000 BJ	1,510,000 BDJ	2,270,000 BDJ	1,610,000 BDJ
Aldrin	pg/g	1,720 J [2,820 J]	1,510 J	254 UJ	2,400 J	1,860 J
Alpha BHC	pg/g	4,360 BJ [7,230 BJ]	4,400 BJ	5,470 BJ	8,500 BJ	2,040 BJ
Alpha endosulfan	pg/g	1,280 UJ [2,210 UJ]	1,640 UJ	1,590 UJ	1,790 UJ	1,590 UJ

Table C-15
Lipid Normalized White Perch (Whole Body) Analytical Results

Sample Name: / Date Analyzed:	Units	NB03WWPS-COMP01 10/12/15	NB03WWPS-COMP02 10/12/15	NB03WWPS-COMP03 10/12/15	NB03WWPS-COMP04 10/12/15	NB03WWPS-COMP05 10/12/15
Beta BHC	pg/g	2,310 BJ [3,770 BJ]	2,020 BJ	308 UJ	3,130 BJ	1,840 BJ
Beta endosulfan	pg/g	1,300 UJ [2,240 UJ]	1,670 UJ	1,620 UJ	1,820 UJ	1,620 UJ
cis-Chlordane	pg/g	940,000 BDJ [1,650,000 BDJ]	523,000 BJ	1,830,000 BDJ	1,200,000 BDJ	1,300,000 BDJ
cis-Nonachlor	pg/g	376,000 J [665,000 J]	306,000 J	550,000 J	506,000 J	433,000 J
Delta BHC	pg/g	113 UJ [195 UJ]	145 UJ	141 UJ	159 UJ	141 UJ
Dieldrin	pg/g	544,000 BDJ [912,000 BDJ]	383,000 BJ	783,000 BDJ	616,000 BJ	558,000 BJ
Endosulfan sulfate	pg/g	1,410 UDJ [2,430 UJ]	1,810 UJ	1,760 UJ	5,090 J	4,920 J
Endrin	pg/g	6,000 J [8,270 J]	397 UJ	386 UJ	3,970 J	2,390 J
Endrin aldehyde	pg/g	2,910 UJ [5,040 UJ]	3,740 UJ	3,640 UJ	4,090 UJ	3,640 UJ
Endrin ketone	pg/g	1,690 UJ [2,920 UJ]	2,170 UJ	2,110 UJ	2,380 UJ	2,110 UJ
Gamma BHC (Lindane)	pg/g	1,530 J [2,380 J]	1,150 J	214 UJ	1,920 J	1,390 J
Heptachlor	pg/g	722 UJ [773 J]	671 J	903 UJ	647 J	556 J
Heptachlor epoxide	pg/g	110,000 J [185,000 J]	69,400 J	152,000 J	138,000 J	111,000 J
Hexachlorobenzene	pg/g	28,000 BJ [47,700 BJ]	25,700 BJ	112,000 BJ	37,200 BJ	54,200 BJ
Methoxychlor	pg/g	864 UJ [1,500 UJ]	1,110 UJ	1,080 UJ	1,220 UJ	1,080 UJ
Mirex	pg/g	32,400 J [57,700 J]	20,600 J	26,800 J	42,800 J	31,100 J
Oxychlordane	pg/g	176,000 J [304,000 J]	133,000 J	192,000 J	236,000 J	194,000 J
Trans-chlordane	pg/g	163,000 J [289,000 J]	169,000 J	356,000 J	275,000 J	237,000 J
Trans-heptachlor epoxide	pg/g	378 UJ [654 UJ]	486 UJ	472 UJ	531 UJ	472 UJ
Trans-nonachlor	pg/g	984,000 DJ [1,750,000 DJ]	891,000 DJ	1,630,000 DJ	1,260,000 DJ	1,270,000 DJ
Total Alpha + Gamma Chlordane	pg/g	1,100,000 J [1,940,000 J]	692,000 J	2,180,000 J	1,470,000 J	1,540,000 J
Total DDT (2,4)	pg/g	5,620,000 J [11,300,000 J]	1,630,000 J	4,090,000 J	5,720,000 J	3,530,000 J
Total DDT (4,4)	pg/g	17,100,000 J [33,900,000 J]	6,080,000 J	15,200,000 J	18,800,000 J	12,700,000 J
Total DDT (2,4 & 4,4)	pg/g	22,800,000 J [45,200,000 J]	7,710,000 J	19,300,000 J	24,600,000 J	16,200,000 J
PCB Congeners						
PCB-1	ng/kg	3,910 BJ [5,580 BJ]	7,030 BJ	20,000 BJ	4,030 BJ	8,940 BJ
PCB-2	ng/kg	176 BJ [273 JB]	19.5 UJ	241 JB	204 BJ	233 JB
PCB-3	ng/kg	23.3 UJ [208 UJ]	30.6 UJ	147 UJ	34.1 UJ	149 UJ
PCB-4	ng/kg	45,100 BEJ [54,600 BJ]	89,100 BEJ	224,000 BEJ	47,200 BEJ	108,000 BEJ
PCB-5	ng/kg	204 J [327 J]	206 J	733 J	190 J	406 J
PCB-6	ng/kg	9,530 BEJ [11,800 BJ]	11,700 BEJ	25,300 BJ	8,750 BJ	14,800 BJ
PCB-7	ng/kg	764 J [954 J]	797 J	2,160 J	778 J	1,230 J
PCB-8	ng/kg	19,400 BEJ [24,900 BJ]	27,500 BEJ	71,100 BEJ	19,300 BEJ	36,900 BJ
PCB-9	ng/kg	1,300 J [1,550 J]	1,660 J	4,310 J	1,230 J	2,250 J
PCB-10	ng/kg	4,780 J [6,650 J]	9,340 EJ	32,800 J	5,500 J	15,600 J
PCB-11	ng/kg	4,710 BJ [5,580 BJ]	5,030 BJ	4,030 BJ	6,630 BJ	5,280 BJ
PCB-12/13	ng/kg	842 J [1,070 J]	823 J	1,630 J	1,090 J	1,180 J
PCB-14	ng/kg	17.0 UJ [152 UJ]	22.2 UJ	107 UJ	26.0 J	108 UJ
PCB-15	ng/kg	1,380 BJ [1,620 BJ]	44.6 UJ	2,450 BJ	4,000 BJ	1,690 BJ
PCB-16	ng/kg	52,900 EJ [64,200 EJ]	57,100 EJ	272,000 EJ	59,700 EJ	149,000 EJ
PCB-17	ng/kg	108,000 BEJ [141,000 BEJ]	119,000 BEJ	461,000 BEJ	122,000 BEJ	297,000 BEJ
PCB-18/30	ng/kg	196,000 BEJ [257,000 BEJ]	205,000 BEJ	800,000 BEJ	207,000 BEJ	528,000 BEJ
PCB-19	ng/kg	28,000 EJ [35,500 J]	43,700 EJ	134,000 EJ	30,900 EJ	71,700 EJ
PCB-20/28	ng/kg	504,000 BEJ [492,000 BEJ]	400,000 BEJ	1,080,000 BEJ	538,000 BEJ	814,000 BEJ
PCB-21/33	ng/kg	69,800 EJ [96,200 J]	52,000 EJ	221,000 EJ	70,000 EJ	149,000 EJ

Table C-15
Lipid Normalized White Perch (Whole Body) Analytical Results

Sample Name: Date Analyzed:	Units	NB03WWPS-COMP01 10/12/15	NB03WWPS-COMP02 10/12/15	NB03WWPS-COMP03 10/12/15	NB03WWPS-COMP04 10/12/15	NB03WWPS-COMP05 10/12/15
PCB-22	ng/kg	73,300 BEJ [98,100 BEJ]	64,600 BEJ	221,000 BEJ	78,800 BEJ	153,000 BEJ
PCB-23	ng/kg	309 J [462 J]	250 J	603 J	350 J	667 J
PCB-24	ng/kg	21.2 UJ [2,270 J]	27.8 UJ	10,600 J	31.0 UJ	6,330 J
PCB-25	ng/kg	60,000 EJ [74,200 EJ]	43,100 EJ	117,000 EJ	68,400 EJ	109,000 EJ
PCB-26/29	ng/kg	122,000 EJ [155,000 EJ]	82,900 EJ	191,000 EJ	132,000 EJ	219,000 EJ
PCB-27	ng/kg	44,200 EJ [58,800 EJ]	40,000 EJ	121,000 EJ	47,800 EJ	107,000 EJ
PCB-31	ng/kg	329,000 BEJ [350,000 BEJ]	232,000 BEJ	758,000 BEJ	350,000 BEJ	572,000 BEJ
PCB-32	ng/kg	85,600 BEJ [104,000 BEJ]	94,300 BEJ	300,000 BEJ	93,400 BEJ	214,000 BEJ
PCB-34	ng/kg	3,440 J [4,730 J]	2,590 J	7,280 J	3,590 J	6,830 J
PCB-35	ng/kg	19.1 UJ [170 UJ]	25.0 UJ	121 UJ	27.9 UJ	122 UJ
PCB-36	ng/kg	17.0 UJ [152 UJ]	22.2 UJ	107 UJ	24.8 UJ	108 UJ
PCB-37	ng/kg	15,700 EJ [17,500 J]	9,970 EJ	45,800 EJ	20,500 EJ	23,200 J
PCB-38	ng/kg	478 J [673 J]	463 J	764 J	538 J	825 J
PCB-39	ng/kg	2,580 J [2,870 J]	1,950 J	4,420 J	2,970 J	4,250 J
PCB-40/71	ng/kg	364,000 EJ [485,000 EJ]	247,000 EJ	906,000 EJ	391,000 EJ	844,000 EJ
PCB-41	ng/kg	26,200 EJ [39,600 J]	19,600 EJ	83,600 EJ	26,800 EJ	69,400 J
PCB-42	ng/kg	240,000 EJ [335,000 EJ]	171,000 EJ	578,000 EJ	258,000 EJ	553,000 EJ
PCB-43	ng/kg	32,400 EJ [50,800 J]	23,900 EJ	91,100 EJ	38,400 EJ	81,900 EJ
PCB-44/47/65	ng/kg	1,180,000 BEJ [1,430,000 BEJ]	766,000 BEJ	2,720,000 BEJ	1,300,000 BEJ	2,490,000 BEJ
PCB-45	ng/kg	56,000 EJ [86,200 J]	48,600 EJ	203,000 EJ	66,300 EJ	165,000 EJ
PCB-46	ng/kg	30,400 EJ [41,500 J]	21,700 EJ	90,000 EJ	33,800 EJ	76,900 J
PCB-48	ng/kg	130,000 EJ [168,000 EJ]	85,700 EJ	339,000 EJ	144,000 EJ	319,000 EJ
PCB-49/69	ng/kg	1,100,000 BEJ [1,280,000 BEJ]	669,000 BEJ	2,040,000 BEJ	1,210,000 BEJ	2,170,000 BEJ
PCB-50/53	ng/kg	165,000 EJ [230,000 EJ]	123,000 EJ	414,000 EJ	182,000 EJ	411,000 EJ
PCB-51	ng/kg	107,000 EJ [141,000 EJ]	68,900 EJ	406,000 EJ	112,000 EJ	314,000 EJ
PCB-52	ng/kg	1,630,000 BEJ [1,800,000 BEJ]	974,000 BEJ	2,830,000 BEJ	1,720,000 BEJ	3,000,000 BEJ
PCB-54	ng/kg	4,620 J [5,540 J]	4,690 J	26,800 J	5,410 J	14,900 J
PCB-55	ng/kg	25.6 UJ [6,120 J]	33.4 UJ	9,750 J	37.2 UJ	10,000 J
PCB-56	ng/kg	293,000 EJ [392,000 EJ]	157,000 EJ	514,000 EJ	322,000 EJ	536,000 EJ
PCB-57	ng/kg	23.3 UJ [7,770 J]	30.6 UJ	8,330 J	34.1 UJ	11,900 J
PCB-58	ng/kg	4,640 J [6,540 J]	2,580 J	5,860 J	27,600 EJ	7,440 J
PCB-60	ng/kg	130,000 EJ [189,000 EJ]	68,300 EJ	220,000 EJ	128,000 EJ	229,000 EJ
PCB-61/70/74/76	ng/kg	2,010,000 BEJ [2,090,000 BEJ]	894,000 BEJ	2,610,000 BEJ	2,150,000 BEJ	2,920,000 BEJ
PCB-62/75	ng/kg	83,600 EJ [113,000 J]	61,400 EJ	210,000 J	90,300 EJ	194,000 J
PCB-63	ng/kg	52,700 EJ [71,900 J]	27,400 EJ	77,200 J	51,900 EJ	89,400 EJ
PCB-64	ng/kg	396,000 BEJ [500,000 BEJ]	264,000 BEJ	925,000 BEJ	438,000 BEJ	861,000 BEJ
PCB-66	ng/kg	1,300,000 BEJ [1,370,000 BEJ]	617,000 BEJ	1,620,000 BEJ	1,400,000 BEJ	1,790,000 BEJ
PCB-67	ng/kg	21,300 EJ [28,000 J]	13,800 J	46,100 J	24,200 EJ	44,700 J
PCB-68	ng/kg	17,000 EJ [26,300 J]	726 J	27,300 J	756 J	32,200 J
PCB-72	ng/kg	27.6 UJ [32,500 J]	36.0 UJ	29,400 J	40.3 UJ	37,500 J
PCB-73	ng/kg	6,020 J [8,120 J]	3,970 J	14,500 J	4,440 J	14,300 J
PCB-77	ng/kg	48,000 EJ [60,400 J]	26,500 EJ	101,000 EJ	51,600 EJ	89,200 EJ
PCB-78	ng/kg	34.0 UJ [303 UJ]	44.6 UJ	214 UJ	49.7 UJ	216 UJ
PCB-79	ng/kg	9,980 J [14,000 J]	5,200 J	15,600 J	10,800 J	18,100 J
PCB-80	ng/kg	125 J [208 UJ]	70.3 J	147 UJ	34.1 UJ	149 UJ

Table C-15
Lipid Normalized White Perch (Whole Body) Analytical Results

Sample Name: / Date Analyzed:	Units	NB03WWPS-COMP01 10/12/15	NB03WWPS-COMP02 10/12/15	NB03WWPS-COMP03 10/12/15	NB03WWPS-COMP04 10/12/15	NB03WWPS-COMP05 10/12/15
PCB-81	ng/kg	2,220 J [2,710 J]	1,110 J	4,170 J	2,240 J	3,690 J
PCB-82	ng/kg	101,000 EJ [157,000 EJ]	63,700 EJ	195,000 EJ	111,000 EJ	239,000 EJ
PCB-83	ng/kg	64,400 EJ [94,200 J]	42,600 EJ	116,000 EJ	71,300 EJ	148,000 EJ
PCB-84	ng/kg	188,000 BEJ [307,000 BEJ]	125,000 BEJ	419,000 BEJ	207,000 BEJ	492,000 BEJ
PCB-85/116/117	ng/kg	322,000 EJ [454,000 EJ]	185,000 EJ	528,000 EJ	344,000 EJ	650,000 EJ
PCB-86/87/97/109/119/125	ng/kg	838,000 EJ [1,180,000 EJ]	486,000 EJ	1,450,000 EJ	931,000 EJ	1,840,000 EJ
PCB-88	ng/kg	46.7 UJ [415 UJ]	61.1 UJ	294 UJ	68.1 UJ	297 UJ
PCB-89	ng/kg	12,500 J [19,200 J]	6,830 J	25,200 J	13,500 J	32,800 J
PCB-90/101/113	ng/kg	1,880,000 BEJ [2,170,000 BEJ]	1,030,000 BEJ	2,890,000 BEJ	2,030,000 BEJ	3,500,000 BEJ
PCB-91	ng/kg	204,000 EJ [323,000 EJ]	159,000 EJ	453,000 EJ	227,000 EJ	514,000 EJ
PCB-92	ng/kg	329,000 BEJ [458,000 BEJ]	189,000 BEJ	542,000 BEJ	344,000 BEJ	672,000 BEJ
PCB-93/100	ng/kg	46,400 EJ [67,300 J]	43,100 EJ	211,000 EJ	47,800 EJ	170,000 EJ
PCB-94	ng/kg	13,000 EJ [20,400 J]	8,630 J	45,800 J	13,600 J	42,800 J
PCB-95	ng/kg	1,040,000 BEJ [1,110,000 BEJ]	709,000 BEJ	1,500,000 BEJ	1,150,000 BEJ	1,680,000 BEJ
PCB-96	ng/kg	6,670 J [10,700 J]	5,630 J	21,500 J	7,470 J	21,700 J
PCB-98/102	ng/kg	59,800 EJ [94,200 J]	44,300 EJ	160,000 J	64,400 EJ	171,000 EJ
PCB-99	ng/kg	1,250,000 BEJ [1,500,000 BEJ]	746,000 BEJ	1,930,000 BEJ	1,380,000 BEJ	2,330,000 BEJ
PCB-103	ng/kg	22,700 EJ [37,600 J]	23,900 EJ	73,100 J	23,000 EJ	75,000 J
PCB-104	ng/kg	2,490 J [3,100 J]	2,710 J	16,700 J	2,650 J	10,800 J
PCB-105	ng/kg	478,000 EJ [627,000 EJ]	239,000 EJ	694,000 EJ	519,000 EJ	664,000 EJ
PCB-106	ng/kg	36.2 UJ [322 UJ]	47.1 UJ	228 UJ	52.5 UJ	230 UJ
PCB-107	ng/kg	148,000 EJ [184,000 EJ]	72,300 EJ	194,000 EJ	150,000 EJ	201,000 EJ
PCB-108/124	ng/kg	53,100 EJ [71,500 J]	28,900 J	80,800 J	54,100 EJ	83,300 J
PCB-110/115	ng/kg	1,680,000 BEJ [2,060,000 BEJ]	994,000 BEJ	2,680,000 BEJ	1,850,000 BEJ	3,250,000 BEJ
PCB-111	ng/kg	2,710 J [3,510 J]	1,530 J	3,970 J	2,890 J	5,190 J
PCB-112	ng/kg	29.8 UJ [6,150 J]	38.9 UJ	7,780 J	43.4 UJ	13,900 J
PCB-114	ng/kg	36,900 EJ [49,600 J]	18,000 EJ	56,700 J	36,900 EJ	54,700 J
PCB-118	ng/kg	2,270,000 BEJ [2,120,000 BEJ]	966,000 BEJ	2,510,000 BEJ	2,360,000 BEJ	2,560,000 BEJ
PCB-120	ng/kg	12,000 J [15,600 J]	7,200 J	17,600 J	12,900 J	22,400 J
PCB-121	ng/kg	1,450 J [2,130 J]	1,170 J	3,580 J	1,480 J	3,830 J
PCB-122	ng/kg	13,400 EJ [18,000 J]	7,060 J	21,600 J	13,700 J	20,600 J
PCB-123	ng/kg	36,000 EJ [39,600 J]	18,300 EJ	42,800 J	38,800 EJ	48,300 J
PCB-126	ng/kg	R [5,620 J]	R	R	R	R
PCB-127	ng/kg	2,760 J [3,540 J]	1,040 J	4,390 J	3,690 J	4,670 J
PCB-128/166	ng/kg	209,000 EJ [284,000 EJ]	122,000 EJ	311,000 EJ	237,000 EJ	394,000 EJ
PCB-129/138/163	ng/kg	2,290,000 BEJ [2,740,000 BEJ]	1,380,000 BEJ	3,580,000 BEJ	2,810,000 BEJ	4,060,000 BEJ
PCB-130	ng/kg	86,000 EJ [125,000 EJ]	54,000 EJ	138,000 EJ	95,300 EJ	176,000 EJ
PCB-131	ng/kg	12,000 J [18,400 J]	7,660 J	22,400 J	13,200 J	27,600 J
PCB-132	ng/kg	284,000 BEJ [462,000 BEJ]	199,000 BEJ	547,000 BEJ	319,000 BEJ	697,000 BEJ
PCB-133	ng/kg	44,200 EJ [58,100 J]	28,400 EJ	73,600 J	48,400 EJ	76,400 J
PCB-134	ng/kg	56,200 EJ [87,700 J]	40,000 EJ	100,000 EJ	66,900 EJ	134,000 EJ
PCB-135/151	ng/kg	487,000 BEJ [854,000 BEJ]	357,000 BEJ	1,090,000 BEJ	513,000 BEJ	1,210,000 BEJ
PCB-136	ng/kg	103,000 EJ [187,000 EJ]	81,100 EJ	233,000 EJ	109,000 EJ	286,000 EJ
PCB-137	ng/kg	87,600 EJ [127,000 EJ]	52,600 EJ	145,000 EJ	95,000 EJ	172,000 EJ
PCB-139/140	ng/kg	30,200 EJ [45,000 J]	20,000 J	55,300 J	31,900 J	64,700 J

Table C-15
Lipid Normalized White Perch (Whole Body) Analytical Results

Sample Name: / Date Analyzed:	Units	NB03WWPS-COMP01 10/12/15	NB03WWPS-COMP02 10/12/15	NB03WWPS-COMP03 10/12/15	NB03WWPS-COMP04 10/12/15	NB03WWPS-COMP05 10/12/15
PCB-141	ng/kg	240,000 BEJ [351,000 BEJ]	147,000 BEJ	533,000 BEJ	261,000 BEJ	461,000 BEJ
PCB-142	ng/kg	218 J [322 UJ]	47.1 UJ	228 UJ	52.5 UJ	631 J
PCB-143	ng/kg	3,890 J [8,380 J]	1,370 J	7,280 J	102 UJ	9,640 J
PCB-144	ng/kg	53,800 EJ [99,600 J]	38,600 EJ	127,000 EJ	55,600 EJ	144,000 EJ
PCB-145	ng/kg	456 J [827 J]	236 J	831 J	472 J	1,310 J
PCB-146	ng/kg	380,000 BEJ [508,000 BEJ]	225,000 BEJ	631,000 BEJ	409,000 BEJ	708,000 BEJ
PCB-147/149	ng/kg	1,090,000 BEJ [1,440,000 BEJ]	823,000 BEJ	2,060,000 BEJ	1,210,000 BEJ	2,280,000 BEJ
PCB-148	ng/kg	5,760 J [9,230 J]	5,570 J	17,900 J	6,190 J	16,600 J
PCB-150	ng/kg	3,690 J [6,040 J]	6,310 J	15,600 J	4,000 J	13,100 J
PCB-152	ng/kg	1,210 J [2,350 J]	1,150 J	7,830 J	1,390 J	5,940 J
PCB-153/168	ng/kg	2,400,000 BEJ [2,820,000 BEJ]	1,550,000 BEJ	3,970,000 BEJ	2,850,000 BEJ	4,170,000 BEJ
PCB-154	ng/kg	37,300 EJ [63,500 J]	51,700 EJ	113,000 EJ	40,300 EJ	110,000 EJ
PCB-155	ng/kg	3,580 J [4,420 J]	3,310 J	28,600 J	4,190 J	19,800 J
PCB-156/157	ng/kg	199,000 EJ [267,000 EJ]	98,900 EJ	317,000 EJ	210,000 EJ	286,000 EJ
PCB-158	ng/kg	130,000 EJ [196,000 EJ]	88,900 EJ	277,000 EJ	150,000 EJ	289,000 EJ
PCB-159	ng/kg	29.8 UJ [265 UJ]	38.9 UJ	187 UJ	43.4 UJ	189 UJ
PCB-160	ng/kg	134 UJ [1,190 UJ]	175 UJ	842 UJ	195 UJ	850 UJ
PCB-161	ng/kg	27.6 UJ [246 UJ]	36.0 UJ	174 UJ	40.3 UJ	176 UJ
PCB-162	ng/kg	14,700 EJ [21,300 J]	9,460 J	25,200 J	R	24,500 J
PCB-164	ng/kg	80,400 EJ [126,000 EJ]	57,700 EJ	169,000 EJ	91,300 EJ	179,000 EJ
PCB-165	ng/kg	1,740 J [2,270 J]	1,460 J	2,810 J	1,850 J	3,420 J
PCB-167	ng/kg	73,600 EJ [98,800 J]	40,300 EJ	113,000 EJ	82,200 EJ	111,000 EJ
PCB-169	ng/kg	31.8 UJ [284 UJ]	41.7 UJ	201 UJ	46.6 UJ	300 J
PCB-170	ng/kg	342,000 EJ [488,000 EJ]	217,000 EJ	964,000 EJ	434,000 EJ	653,000 EJ
PCB-171/173	ng/kg	87,300 EJ [140,000 J]	62,900 EJ	254,000 EJ	R	178,000 EJ
PCB-172	ng/kg	71,600 EJ [106,000 J]	47,700 EJ	188,000 EJ	87,200 EJ	137,000 EJ
PCB-174	ng/kg	179,000 EJ [295,000 EJ]	132,000 EJ	503,000 EJ	R	408,000 EJ
PCB-175	ng/kg	16,800 EJ [R]	11,000 J	44,700 J	18,900 EJ	34,200 J
PCB-176	ng/kg	24,900 EJ [45,000 J]	20,000 EJ	62,800 J	29,800 EJ	61,100 J
PCB-177	ng/kg	135,000 EJ [208,000 EJ]	106,000 EJ	278,000 EJ	R	271,000 EJ
PCB-178	ng/kg	111,000 EJ [170,000 EJ]	79,700 EJ	240,000 EJ	126,000 EJ	216,000 EJ
PCB-179	ng/kg	98,900 EJ [172,000 EJ]	84,000 EJ	249,000 EJ	117,000 EJ	241,000 EJ
PCB-180/193	ng/kg	1,120,000 BEJ [1,450,000 BEJ]	714,000 BEJ	3,000,000 BEJ	1,430,000 BEJ	1,970,000 BEJ
PCB-181	ng/kg	3,910 J [5,880 J]	2,810 J	9,720 J	R	7,830 J
PCB-182	ng/kg	3,200 J [5,620 J]	2,180 J	7,190 J	R	7,000 J
PCB-183/185	ng/kg	291,000 EJ [438,000 EJ]	199,000 EJ	775,000 EJ	R	578,000 EJ
PCB-184	ng/kg	1,230 J [2,080 J]	986 J	3,470 J	1,590 J	3,250 J
PCB-186	ng/kg	74.0 J [284 UJ]	41.7 UJ	201 UJ	46.6 UJ	203 UJ
PCB-187	ng/kg	842,000 BEJ [1,220,000 BEJ]	554,000 BEJ	1,780,000 BEJ	984,000 BEJ	1,500,000 BEJ
PCB-188	ng/kg	2,580 J [3,320 J]	3,140 J	7,190 J	3,340 J	5,920 J
PCB-189	ng/kg	15,400 EJ [21,900 J]	9,030 J	41,900 J	17,700 J	25,900 J
PCB-190	ng/kg	76,700 EJ [103,000 J]	56,300 EJ	241,000 EJ	99,400 EJ	160,000 EJ
PCB-191	ng/kg	12,600 J [19,000 J]	9,110 J	45,600 J	15,500 J	26,500 J
PCB-192	ng/kg	27.6 UJ [246 UJ]	57.7 J	289 J	77.8 J	176 UJ
PCB-194	ng/kg	153,000 EJ [183,000 EJ]	106,000 EJ	819,000 EJ	203,000 EJ	339,000 EJ

Table C-15
Lipid Normalized White Perch (Whole Body) Analytical Results

Sample Name: / Date Analyzed:	Units	NB03WWPS-COMP01 10/12/15	NB03WWPS-COMP02 10/12/15	NB03WWPS-COMP03 10/12/15	NB03WWPS-COMP04 10/12/15	NB03WWPS-COMP05 10/12/15
PCB-195	ng/kg	53,300 EJ [66,500 J]	38,300 EJ	283,000 EJ	67,200 EJ	108,000 J
PCB-196	ng/kg	74,900 EJ [113,000 J]	51,700 EJ	422,000 EJ	90,900 EJ	164,000 EJ
PCB-197/200	ng/kg	14,300 J [23,400 J]	11,100 J	54,200 J	17,300 J	31,400 J
PCB-198/199	ng/kg	231,000 EJ [332,000 J]	155,000 EJ	875,000 EJ	293,000 EJ	456,000 EJ
PCB-201	ng/kg	26,400 EJ [42,300 J]	18,300 J	87,200 J	30,800 EJ	50,600 J
PCB-202	ng/kg	78,000 EJ [107,000 J]	55,100 EJ	161,000 EJ	97,800 EJ	138,000 EJ
PCB-203	ng/kg	152,000 EJ [227,000 EJ]	110,000 EJ	675,000 EJ	185,000 EJ	319,000 EJ
PCB-204	ng/kg	271 J [450 J]	154 J	758 J	338 J	575 J
PCB-205	ng/kg	7,980 J [10,100 J]	5,690 J	30,800 J	10,700 J	17,200 J
PCB-206	ng/kg	127,000 EJ [168,000 J]	86,600 EJ	260,000 EJ	175,000 EJ	259,000 EJ
PCB-207	ng/kg	11,000 J [14,600 J]	7,490 J	25,800 J	14,300 J	20,300 J
PCB-208	ng/kg	42,700 EJ [57,300 J]	29,400 EJ	70,600 J	58,800 EJ	80,600 J
PCB-209	ng/kg	65,100 EJ [83,800 J]	41,700 EJ	90,800 J	88,400 EJ	122,000 EJ
Total PCB Congeners (209)	ng/kg	35,200,000 J [43,600,000 J]	21,700,000 J	66,400,000 J	38,500,000 J	65,200,000 J
Semivolatiles						
1,2,4,5-Tetrachlorobenzene	ug/kg	7,300 U [13,000 U]	9,100 U	9,200 U	10,000 U	9,200 U
1,2-Diphenylhydrazine	ug/kg	7,300 U [13,000 U]	9,100 U	9,200 U	10,000 U	9,200 U
1-Methylnaphthalene	ug/kg	290 U [500 U]	370 U	360 U	410 U	360 U
2,3,4,6-Tetrachlorophenol	ug/kg	29,000 U [50,000 U]	37,000 U	36,000 U	41,000 U	36,000 U
2,4,5-Trichlorophenol	ug/kg	7,300 U [13,000 U]	9,100 U	9,200 U	10,000 U	9,200 U
2,4,6-Trichlorophenol	ug/kg	7,300 U [13,000 U]	9,100 U	9,200 U	10,000 U	9,200 U
2,4-Dichlorophenol	ug/kg	7,300 U [13,000 U]	9,100 U	9,200 U	10,000 U	9,200 U
2,4-Dimethylphenol	ug/kg	7,300 U [13,000 U]	9,100 U	9,200 U	10,000 U	9,200 U
2,4-Dinitrophenol	ug/kg	130,000 U [230,000 U]	170,000 U	160,000 U	180,000 U	160,000 U
2,4-Dinitrotoluene	ug/kg	29,000 U [50,000 U]	37,000 U	36,000 U	41,000 U	36,000 U
2,6-Dinitrotoluene	ug/kg	7,300 U [13,000 U]	9,100 U	9,200 U	10,000 U	9,200 U
2-Chloronaphthalene	ug/kg	2,900 U [5,000 U]	3,700 U	3,600 U	4,100 U	3,600 U
2-Chlorophenol	ug/kg	7,300 U [13,000 U]	9,100 U	9,200 U	10,000 U	9,200 U
2-Methylnaphthalene	ug/kg	290 J [500 U]	370 U	360 U	410 U	360 U
2-Methylphenol (o-cresol)	ug/kg	7,300 U [13,000 U]	9,100 U	9,200 U	10,000 U	9,200 U
2-Nitroaniline	ug/kg	7,300 U [13,000 U]	9,100 U	9,200 U	10,000 U	9,200 U
2-Nitrophenol	ug/kg	7,300 U [13,000 U]	9,100 U	9,200 U	10,000 U	9,200 U
3,3'-Dichlorobenzidine	ug/kg	44,000 U [77,000 U]	54,000 U	56,000 U	59,000 U	56,000 U
3-Nitroaniline	ug/kg	29,000 U [50,000 U]	37,000 U	36,000 U	41,000 U	36,000 U
4,6-Dinitro-2-methylphenol	ug/kg	73,000 U [130,000 U]	91,000 U	92,000 U	100,000 U	92,000 U
4-Bromophenyl phenyl ether	ug/kg	7,300 U [13,000 U]	9,100 U	9,200 U	10,000 U	9,200 U
4-Chloro-3-methylphenol	ug/kg	7,300 U [13,000 U]	9,100 U	9,200 U	10,000 U	9,200 U
4-Chloroaniline	ug/kg	15,000 U [25,000 U]	19,000 U	18,000 U	20,000 U	18,000 U
4-Chlorophenyl phenyl ether	ug/kg	7,300 U [13,000 U]	9,100 U	9,200 U	10,000 U	9,200 U
4-Methylphenol (p-cresol)	ug/kg	7,300 U [13,000 U]	9,100 U	9,200 U	10,000 U	9,200 U
4-Nitroaniline	ug/kg	29,000 U [50,000 U]	37,000 U	36,000 U	41,000 U	36,000 U
4-Nitrophenol	ug/kg	73,000 U [130,000 U]	91,000 U	92,000 U	100,000 U	92,000 U
Acenaphthene	ug/kg	360 J [500 U]	400 J	500 J	720 J	440 J
Acenaphthylene	ug/kg	290 U [500 U]	370 U	360 U	410 U	360 U
Acetophenone	ug/kg	7,300 U [13,000 U]	9,100 U	9,200 U	10,000 U	9,200 U

Table C-15
Lipid Normalized White Perch (Whole Body) Analytical Results

Sample Name: / Date Analyzed:	Units	NB03WWPS-COMP01 10/12/15	NB03WWPS-COMP02 10/12/15	NB03WWPS-COMP03 10/12/15	NB03WWPS-COMP04 10/12/15	NB03WWPS-COMP05 10/12/15
Anthracene	ug/kg	290 U [500 U]	370 U	360 U	410 U	360 U
Atrazine	ug/kg	15,000 U [25,000 U]	19,000 U	18,000 U	20,000 U	18,000 U
Benzaldehyde	ug/kg	29,000 U [50,000 U]	37,000 U	36,000 U	41,000 U	36,000 U
Benzidine	ug/kg	310,000 U [540,000 U]	400,000 U	390,000 U	440,000 U	390,000 U
Benzo(a)anthracene	ug/kg	290 U [500 U]	370 U	360 U	410 U	360 U
Benzo(a)pyrene	ug/kg	290 U [500 U]	370 U	360 U	410 U	360 U
Benzo(b)fluoranthene	ug/kg	290 U [500 U]	370 U	360 U	410 U	360 U
Benzo(g,h,i)perylene	ug/kg	290 U [500 U]	370 U	360 U	410 U	360 U
Benzo(j)+(k)fluoranthene	ug/kg	290 U [500 U]	370 U	360 U	410 U	360 U
Benzo[e]pyrene	ug/kg	290 U [500 U]	370 U	360 U	410 U	360 U
Benzoic acid	ug/kg	73,000 U [130,000 U]	91,000 U	92,000 U	100,000 U	92,000 U
Benzyl butyl phthalate	ug/kg	29,000 U [50,000 U]	37,000 U	36,000 U	41,000 U	36,000 U
Biphenyl (diphenyl)	ug/kg	7,300 U [13,000 U]	9,100 U	9,200 U	10,000 U	9,200 U
Bis(2-chloroethoxy) methane	ug/kg	7,300 U [13,000 U]	9,100 U	9,200 U	10,000 U	9,200 U
Bis(2-chloroethyl) ether (2-Chloroethyl ether)	ug/kg	7,300 U [13,000 U]	9,100 U	9,200 U	10,000 U	9,200 U
Bis(2-chloroisopropyl) ether	ug/kg	7,300 U [13,000 U]	9,100 U	9,200 U	10,000 U	9,200 U
Bis(2-Ethylhexyl) phthalate	ug/kg	29,000 U [50,000 U]	37,000 U	36,000 U	41,000 U	36,000 U
C1-Chrysenes	ug/kg	290 U [500 U]	370 U	360 U	410 U	360 U
C1-Fluoranthenes/pyrenes	ug/kg	290 U [500 U]	370 U	360 U	410 U	360 U
C1-Fluorenes	ug/kg	290 U [500 U]	370 U	360 U	410 U	360 U
C1-Naphthalenes	ug/kg	380 J [500 U]	370 U	390 J	500 J	360 U
C1-Phenanthrene/anthracene	ug/kg	290 U [500 U]	370 U	360 U	410 U	360 U
C2-Chrysene	ug/kg	290 U [500 U]	370 U	360 U	410 U	360 U
C2-Fluoranthenes/pyrene	ug/kg	290 U [500 U]	370 U	360 U	410 U	360 U
C2-Fluorenes	ug/kg	290 U [500 U]	370 U	360 U	410 U	360 U
C2-Naphthalenes	ug/kg	600 J [650 J]	630 J	720 J	1,000	720 J
C2-Phenanthrene/anthracene	ug/kg	290 U [500 U]	370 U	360 U	410 U	360 U
C3-Chrysene	ug/kg	290 U [500 U]	370 U	360 U	410 U	360 U
C3-Fluoranthenes/pyrene	ug/kg	290 U [500 U]	370 U	360 U	410 U	360 U
C3-Fluorenes	ug/kg	290 U [500 U]	370 U	360 U	410 U	360 U
C3-Naphthalenes	ug/kg	470 J [580 J]	600 J	640 J	940 J	560 J
C3-Phenanthrene/anthracene	ug/kg	290 U [500 U]	370 U	360 U	410 U	360 U
C4-Chrysene	ug/kg	290 U [500 U]	370 U	360 U	410 U	360 U
C4-Naphthalenes	ug/kg	290 U [500 U]	370 U	360 U	410 U	360 U
C4-Phenanthrene/anthracene	ug/kg	290 U [500 U]	370 U	360 U	410 U	360 U
Caprolactam	ug/kg	15,000 U [25,000 U]	19,000 U	18,000 U	20,000 U	18,000 U
Carbazole	ug/kg	7,300 U [13,000 U]	9,100 U	9,200 U	10,000 U	9,200 U
Chrysene	ug/kg	290 U [500 U]	370 U	360 U	410 U	360 U
Dibenz(a,h)anthracene	ug/kg	290 U [500 U]	370 U	360 U	410 U	360 U
Dibenzofuran	ug/kg	7,300 U [13,000 U]	9,100 U	9,200 U	10,000 U	9,200 U
Diethyl phthalate	ug/kg	29,000 U [50,000 U]	37,000 U	36,000 U	41,000 U	36,000 U
Dimethyl phthalate	ug/kg	29,000 U [50,000 U]	37,000 U	36,000 U	41,000 U	36,000 U
Di-n-butyl phthalate	ug/kg	29,000 U [50,000 U]	37,000 U	36,000 U	41,000 U	36,000 U
Di-n-octylphthalate	ug/kg	29,000 U [50,000 U]	37,000 U	36,000 U	41,000 U	36,000 U
Fluoranthene	ug/kg	290 U [500 U]	370 U	360 U	410 J	360 U

Table C-15
Lipid Normalized White Perch (Whole Body) Analytical Results

Sample Name: / Date Analyzed:	Units	NB03WWPS-COMP01 10/12/15	NB03WWPS-COMP02 10/12/15	NB03WWPS-COMP03 10/12/15	NB03WWPS-COMP04 10/12/15	NB03WWPS-COMP05 10/12/15
Fluorene	ug/kg	290 U [500 U]	370 U	420 J	560 J	360 U
Hexachlorobutadiene	ug/kg	7,300 U [13,000 U]	9,100 U	9,200 U	10,000 U	9,200 U
Hexachlorocyclopentadiene	ug/kg	73,000 U [130,000 U]	91,000 U	92,000 U	100,000 U	92,000 U
Hexachloroethane	ug/kg	15,000 U [25,000 U]	19,000 U	18,000 U	20,000 U	18,000 U
Indeno(1,2,3-c,d)pyrene	ug/kg	290 U [500 U]	370 U	360 U	410 U	360 U
Isophorone	ug/kg	7,300 U [13,000 U]	9,100 U	9,200 U	10,000 U	9,200 U
Naphthalene	ug/kg	290 U [500 U]	370 U	360 U	410 U	360 U
Nitrobenzene	ug/kg	7,300 U [13,000 U]	9,100 U	9,200 U	10,000 U	9,200 U
N-Nitrosodi-n-propylamine	ug/kg	7,300 U [13,000 U]	9,100 U	9,200 U	10,000 U	9,200 U
N-Nitrosodiphenylamine	ug/kg	7,300 U [13,000 U]	9,100 U	9,200 U	10,000 U	9,200 U
Pentachlorophenol	ug/kg	15,000 U [25,000 U]	19,000 U	18,000 U	20,000 U	18,000 U
Perylene	ug/kg	290 U [500 U]	370 U	360 U	410 U	360 U
Phenanthrene	ug/kg	400 J [500 U]	510 J	610 J	1,000	580 J
Phenol	ug/kg	7,300 U [13,000 U]	9,100 U	9,200 U	10,000 U	9,200 U
Pyrene	ug/kg	290 U [500 U]	370 U	360 U	410 U	360 U
Pyridine	ug/kg	29,000 U [50,000 U]	37,000 U	36,000 U	41,000 U	36,000 U
Total HMW PAHs	ug/kg	290 U [500 U]	370 U	360 U	410 J	360 U
Total LMW PAHs	ug/kg	1,000 J [500 U]	910 J	1,500 J	2,300 J	1,000 J
Total PAHs	ug/kg	1,000 J [500 U]	910 J	1,500 J	2,700 J	1,000 J

Table C-15
Lipid Normalized White Perch (Whole Body) Analytical Results

Sample Name: / Date Analyzed:	Units	NB03WWPS-COMP06 10/12/15	NB03WWPS-COMP07 10/12/15	NB03WWPS-COMP08 10/12/15	NB03WWPS-COMP09 10/01/15
Dioxins/Furans					
1,2,3,4,6,7,8-HpCDD	ng/kg	22.3 JBQ	30.9 JB	37.2 JB [30.2 JB]	23.6 JBQ
1,2,3,4,6,7,8-HpCDF	ng/kg	92.8 JB	85.3 JB	55.1 JB [296 B]	219 B
1,2,3,4,7,8,9-HpCDF	ng/kg	2.73 JBQ	3.83 U	4.54 JBQ [4.59 JBQ]	5.43 JBQ
1,2,3,4,7,8-HxCDD	ng/kg	8.22 JBQ	14.8 JBQ	17.1 JB [17.0 JBQ]	15.2 JBQ
1,2,3,4,7,8-HxCDF	ng/kg	35.6 JB	26.7 JB	32.3 JB [144 BC]	180 JB
1,2,3,6,7,8-HxCDD	ng/kg	34.1 JQ	51.0 JQ	61.0 J [40.4 JBQ]	40.7 JBQ
1,2,3,6,7,8-HxCDF	ng/kg	134 JB	114 JB	40.5 JC [92.0 BCJ]	133 JB
1,2,3,7,8,9-HxCDD	ng/kg	7.03 J	8.93 J	10.2 J [8.11 JBQ]	9.43 JBQ
1,2,3,7,8,9-HxCDF	ng/kg	2.48 JB	2.43 JBQ	3.38 JB [4.28 JB]	6.22 JBQ
1,2,3,7,8-PCDD	ng/kg	50.9 JB	49.0 JBQ	71.3 JBQ [4.57 U]	4.18 U
1,2,3,7,8-PCDF	ng/kg	98.8 JB	46.0 BCJ	51.3 BCJ [68.7 JC]	186 JB
2,3,4,6,7,8-HxCDF	ng/kg	7.66 JB	11.8 JB	12.4 JB [17.6 JB]	18.5 JB
2,3,4,7,8-PCDF	ng/kg	173 BC	163 BC	127 BC [335 BC]	430 BC
2,3,7,8-TCDD	ng/kg	500	135	122 [878]	1,330 B
2,3,7,8-TCDF	ng/kg	274 BC	333 BC	267 BC [315 C]	195 C
OCDD	ng/kg	60.9 JB	102 JB	101 JB [46.7 JB]	35.7 JB
OCDF	ng/kg	4.78 JB	1.94 JBQ	4.13 JBQ [14.5 JB]	31.6 JB
Butyltins					
Dibutyltin	ug/kg	41 U	40 U	33 U [28 U]	57 UJ
Monobutyltin	ug/kg	630 UCN	670 UCN	510 UCN [460 UCN]	870 UCNJ
Tetra-n-butyltin	ug/kg	50 U	53 U	44 U [39 U]	74 UJ
Tributyltin	ug/kg	47 U	47 U	38 U [120]	78 J
Aroclor PCBs					
Aroclor 1016	ug/kg	230 U	1,200 U	920 U [1,600 U]	1,600 U
Aroclor 1221	ug/kg	290 U	1,500 U	1,200 U [2,000 U]	2,000 U
Aroclor 1232	ug/kg	500 U	2,600 U	2,000 U [3,500 U]	3,500 U
Aroclor 1242	ug/kg	210 U	1,100 U	850 U [1,400 U]	1,400 U
Aroclor 1248	ug/kg	13,000	17,000	18,000 [48,000]	12,000
Aroclor 1254	ug/kg	13,000	21,000	22,000 [39,000]	1,400 U
Aroclor 1260	ug/kg	5,600 PJ	8,700 PJ	7,900 PJ [10,000]	8,300 PJ
Aroclor 1262	ug/kg	210 U	1,100 U	850 U [1,400 U]	1,400 U
Aroclor 1268	ug/kg	210 U	1,100 U	850 U [1,400 U]	1,400 U
Total Aroclor PCBs (Sum Of 7 Aroclors)	ug/kg	31,000 J	47,000 J	48,000 J [97,000]	20,000 J
Total Aroclor PCBs (Sum Of 9 Aroclors)	ug/kg	31,000 J	47,000 J	48,000 J [97,000]	20,000 J
Pesticides					
2,4'-DDD	pg/g	2,420,000 DJ	2,950,000 DJ	4,690,000 DJ [1,050,000 DJ]	817,000 J
2,4'-DDE	pg/g	422,000 J	453,000 J	482,000 J [452,000]	373,000 J
2,4'-DDT	pg/g	298,000 BJ	224,000 BJ	397,000 BJ [29,100]	56,500 J
4,4'-DDD	pg/g	6,030,000 BDJ	7,770,000 BDJ	10,900,000 BDJ [3,070,000 DJ]	2,890,000 DJ
4,4'-DDE	pg/g	5,310,000 BDJ	6,570,000 BDJ	5,950,000 BDJ [4,760,000 BD]	4,480,000 BDJ
4,4'-DDT	pg/g	972,000 BDJ	977,000 BDJ	1,540,000 BDJ [122,000]	397,000 BJ
Aldrin	pg/g	1,880 J	1,770 J	2,190 J [3,910]	1,270 J
Alpha BHC	pg/g	5,530 BJ	8,430 BJ	10,500 BJ [4,280]	5,090 J
Alpha endosulfan	pg/g	1,790 UJ	1,910 UJ	1,470 UDJ [1,250 U]	2,500 UJ

Table C-15
Lipid Normalized White Perch (Whole Body) Analytical Results

Sample Name: / Date Analyzed:	Units	NB03WWPS-COMP06 10/12/15	NB03WWPS-COMP07 10/12/15	NB03WWPS-COMP08 10/12/15	NB03WWPS-COMP09 10/01/15
Beta BHC	pg/g	3,020 BJ	3,130 BJ	3,640 BJ [2,350]	2,030 J
Beta endosulfan	pg/g	1,820 UJ	1,940 UJ	1,490 UJ [1,270 U]	2,530 UJ
cis-Chlordane	pg/g	950,000 BDJ	1,170,000 BDJ	1,380,000 BDJ [1,770,000 D]	309,000 J
cis-Nonachlor	pg/g	409,000 J	463,000 J	418,000 J [407,000]	358,000 J
Delta BHC	pg/g	159 UJ	169 UJ	428 J [110 U]	221 UJ
Dieldrin	pg/g	550,000 BJ	577,000 BJ	726,000 BDJ [437,000 J]	360,000 BDJ
Endosulfan sulfate	pg/g	1,980 UJ	5,200 J	5,740 J [1,380 U]	2,750 UJ
Endrin	pg/g	3,250 J	2,730 J	5,130 J [1,560]	604 UJ
Endrin aldehyde	pg/g	4,090 UJ	4,370 UJ	3,360 UJ [R]	5,700 UJ
Endrin ketone	pg/g	2,380 UJ	2,530 UJ	1,950 UJ [1,650 U]	3,300 UJ
Gamma BHC (Lindane)	pg/g	1,890 J	1,700 J	2,080 J [1,350]	1,480 J
Heptachlor	pg/g	1,020 UJ	1,080 UJ	833 UJ [909 J]	835 J
Heptachlor epoxide	pg/g	102,000 J	120,000 J	166,000 J [80,900]	74,800 J
Hexachlorobenzene	pg/g	41,600 BJ	35,000 BJ	39,500 BJ [47,800 B]	87,800 BJ
Methoxychlor	pg/g	1,220 UJ	1,300 UJ	997 UJ [846 UJ]	1,690 UJ
Mirex	pg/g	28,500 J	35,300 J	44,100 J [6,410 J]	10,600 J
Oxychlordane	pg/g	234,000 J	250,000 J	282,000 J [114,000]	207,000 J
Trans-chlordane	pg/g	208,000 J	263,000 J	267,000 J [339,000]	138,000 BJ
Trans-heptachlor epoxide	pg/g	531 UJ	567 UJ	436 UJ [57,400]	52,200 J
Trans-nonachlor	pg/g	963,000 DJ	1,340,000 DJ	1,460,000 DJ [1,190,000 D]	843,000 BJ
Total Alpha + Gamma Chlordane	pg/g	1,160,000 J	1,430,000 J	1,640,000 J [2,110,000]	447,000 J
Total DDT (2,4)	pg/g	3,140,000 J	3,620,000 J	5,570,000 J [1,530,000 J]	1,250,000 J
Total DDT (4,4)	pg/g	12,300,000 J	15,300,000 J	18,400,000 J [7,950,000 J]	7,770,000 J
Total DDT (2,4 & 4,4)	pg/g	15,500,000 J	18,900,000 J	23,900,000 J [9,480,000 J]	9,010,000 J
PCB Congeners					
PCB-1	ng/kg	7,470 BJ	3,700 BJ	4,000 BJ [3,850]	5,480 BJ
PCB-2	ng/kg	185 BJ	217 BJ	217 BJ [261]	121 J
PCB-3	ng/kg	33.1 UJ	36.3 UJ	27.2 UJ [441 JB]	47.4 U
PCB-4	ng/kg	84,400 BEJ	42,700 BEJ	45,400 BEJ [63,900 E]	62,200 BEJ
PCB-5	ng/kg	158 J	143 J	233 J [628]	287 J
PCB-6	ng/kg	8,250 BJ	5,770 BJ	12,300 BEJ [55,000 E]	8,960 BJ
PCB-7	ng/kg	631 J	587 J	926 J [3,020]	678 J
PCB-8	ng/kg	22,200 BEJ	14,700 BEJ	18,400 BEJ [68,700 BE]	R
PCB-9	ng/kg	1,310 J	983 J	1,550 J [5,040]	1,610 J
PCB-10	ng/kg	11,900 EJ	4,870 J	5,560 J [5,220]	7,300 J
PCB-11	ng/kg	5,310 BJ	5,770 BJ	4,920 BJ [6,280 B]	2,530 BJ
PCB-12/13	ng/kg	875 J	780 J	867 J [2,050]	517 J
PCB-14	ng/kg	24.1 UJ	26.4 UJ	19.9 UJ [85.4 U]	34.5 UJ
PCB-15	ng/kg	3,310 BJ	3,260 BJ	3,560 BJ [4,020 B]	69.1 UJ
PCB-16	ng/kg	50,000 EJ	46,300 EJ	65,900 EJ [172,000 E]	72,600 BEJ
PCB-17	ng/kg	105,000 BEJ	96,000 BEJ	143,000 BEJ [337,000 E]	145,000 BEJ
PCB-18/30	ng/kg	164,000 BEJ	151,000 BEJ	269,000 BEJ [598,000 BE]	223,000 BEJ
PCB-19	ng/kg	45,900 EJ	24,600 EJ	35,900 EJ [53,300 E]	40,000 EJ
PCB-20/28	ng/kg	434,000 BEJ	413,000 BEJ	487,000 BEJ [1,760,000 E]	917,000 BEJ
PCB-21/33	ng/kg	50,000 EJ	53,000 EJ	62,300 EJ [216,000 E]	71,700 EJ

Table C-15
Lipid Normalized White Perch (Whole Body) Analytical Results

Sample Name: / Date Analyzed:	Units	NB03WWPS-COMP06 10/12/15	NB03WWPS-COMP07 10/12/15	NB03WWPS-COMP08 10/12/15	NB03WWPS-COMP09 10/01/15
PCB-22	ng/kg	60,900 BEJ	65,000 BEJ	70,800 BEJ [293,000 E]	115,000 BEJ
PCB-23	ng/kg	263 J	246 J	318 J [557]	292 J
PCB-24	ng/kg	30.2 UJ	1,520 J	2,740 J [107 U]	2,280 J
PCB-25	ng/kg	45,000 EJ	41,700 EJ	55,900 EJ [363,000 E]	63,500 EJ
PCB-26/29	ng/kg	85,000 EJ	73,000 EJ	114,000 EJ [487,000 E]	123,000 EJ
PCB-27	ng/kg	39,400 EJ	31,000 EJ	56,900 EJ [60,200 E]	38,600 EJ
PCB-31	ng/kg	267,000 BEJ	251,000 BEJ	323,000 BEJ [1,130,000 E]	365,000 BEJ
PCB-32	ng/kg	83,800 BEJ	70,700 BEJ	97,700 BEJ [252,000 E]	126,000 BEJ
PCB-34	ng/kg	2,770 J	2,790 J	3,330 J [16,700]	4,870 J
PCB-35	ng/kg	27.2 UJ	29.7 UJ	22.3 UJ [96.1 U]	38.8 UJ
PCB-36	ng/kg	24.1 UJ	26.4 UJ	19.9 UJ [85.4 U]	34.5 UJ
PCB-37	ng/kg	16,700 EJ	18,400 EJ	20,400 EJ [43,300 E]	4,570 J
PCB-38	ng/kg	363 J	393 J	423 J [1,050]	596 J
PCB-39	ng/kg	1,810 J	2,050 J	2,470 J [7,930]	2,860 J
PCB-40/71	ng/kg	272,000 EJ	261,000 EJ	344,000 EJ [1,140,000 E]	448,000 EJ
PCB-41	ng/kg	17,900 J	20,500 EJ	23,000 EJ [66,700 E]	26,500 EJ
PCB-42	ng/kg	181,000 EJ	182,000 EJ	221,000 EJ [870,000 E]	327,000 EJ
PCB-43	ng/kg	24,700 EJ	24,300 EJ	34,600 EJ [109,000 E]	35,600 EJ
PCB-44/47/65	ng/kg	828,000 BEJ	830,000 BEJ	1,180,000 BEJ [3,000,000 E]	1,360,000 EJ
PCB-45	ng/kg	51,300 EJ	50,300 EJ	61,800 EJ [201,000 E]	85,200 EJ
PCB-46	ng/kg	24,100 EJ	21,900 EJ	35,400 EJ [93,300 E]	34,300 EJ
PCB-48	ng/kg	89,100 EJ	96,300 EJ	124,000 EJ [354,000 E]	145,000 EJ
PCB-49/69	ng/kg	716,000 BEJ	707,000 BEJ	1,080,000 BEJ [2,520,000 E]	1,130,000 EJ
PCB-50/53	ng/kg	113,000 EJ	102,000 EJ	178,000 EJ [376,000 E]	148,000 EJ
PCB-51	ng/kg	70,000 EJ	59,700 EJ	106,000 EJ [209,000 E]	91,700 EJ
PCB-52	ng/kg	1,060,000 BEJ	1,030,000 BEJ	1,610,000 BEJ [3,430,000 BE]	1,530,000 BEJ
PCB-54	ng/kg	3,840 J	3,030 J	6,380 J [8,220]	4,390 J
PCB-55	ng/kg	2,990 J	3,530 J	5,620 J [128 U]	3,670 J
PCB-56	ng/kg	198,000 EJ	211,000 EJ	285,000 EJ [852,000 E]	310,000 EJ
PCB-57	ng/kg	4,380 J	3,220 J	3,330 J [17,400]	4,610 J
PCB-58	ng/kg	3,410 J	2,640 J	2,870 J [18,000]	6,700 J
PCB-60	ng/kg	81,900 EJ	86,700 EJ	123,000 EJ [315,000 E]	144,000 EJ
PCB-61/70/74/76	ng/kg	1,230,000 BEJ	1,310,000 BEJ	1,820,000 BEJ [4,610,000 E]	2,070,000 EJ
PCB-62/75	ng/kg	64,100 EJ	64,700 EJ	83,800 EJ [241,000 E]	111,000 EJ
PCB-63	ng/kg	33,400 EJ	35,700 EJ	46,200 EJ [155,000 E]	62,200 EJ
PCB-64	ng/kg	280,000 BEJ	299,000 BEJ	426,000 BEJ [1,160,000 E]	513,000 EJ
PCB-66	ng/kg	856,000 BEJ	913,000 BEJ	1,180,000 BEJ [2,960,000 E]	1,680,000 BEJ
PCB-67	ng/kg	15,200 J	16,300 J	19,400 EJ [85,400 E]	27,700 EJ
PCB-68	ng/kg	11,800 J	10,400 J	12,200 J [41,500]	17,700 J
PCB-72	ng/kg	15,200 J	11,200 J	10,700 J [58,000]	23,500 J
PCB-73	ng/kg	42.2 UJ	3,400 J	5,540 J [150 U]	4,700 J
PCB-77	ng/kg	35,600 EJ	39,700 EJ	44,600 EJ [135,000 E]	50,400 EJ
PCB-78	ng/kg	48.1 UJ	52.7 UJ	39.7 UJ [171 U]	69.1 UJ
PCB-79	ng/kg	5,970 J	7,630 J	7,510 J [21,200]	8,610 J
PCB-80	ng/kg	91.3 J	97.0 J	116 J [117 U]	144 J

Table C-15
Lipid Normalized White Perch (Whole Body) Analytical Results

Sample Name: / Date Analyzed:	Units	NB03WWPS-COMP06 10/12/15	NB03WWPS-COMP07 10/12/15	NB03WWPS-COMP08 10/12/15	NB03WWPS-COMP09 10/01/15
PCB-81	ng/kg	1,350 J	1,610 J	1,830 J [4,260]	2,400 J
PCB-82	ng/kg	63,800 EJ	74,300 EJ	92,800 EJ [228,000 E]	87,400 EJ
PCB-83	ng/kg	43,100 EJ	49,300 EJ	55,600 EJ [114,000 E]	53,000 EJ
PCB-84	ng/kg	135,000 BEJ	137,000 BEJ	178,000 BEJ [480,000 E]	194,000 EJ
PCB-85/116/117	ng/kg	204,000 EJ	249,000 EJ	285,000 EJ [589,000 E]	277,000 EJ
PCB-86/87/97/109/119/125	ng/kg	513,000 EJ	593,000 EJ	708,000 EJ [1,560,000 E]	696,000 EJ
PCB-88	ng/kg	66.3 UJ	72.7 UJ	54.6 UJ [235 U]	94.8 UJ
PCB-89	ng/kg	7,970 J	8,970 J	11,400 J [33,300]	10,200 J
PCB-90/101/113	ng/kg	1,080,000 BEJ	1,270,000 BEJ	1,590,000 BEJ [2,590,000 BE]	1,420,000 BEJ
PCB-91	ng/kg	143,000 EJ	151,000 EJ	193,000 EJ [485,000 E]	215,000 EJ
PCB-92	ng/kg	196,000 BEJ	232,000 BEJ	269,000 BEJ [524,000 E]	258,000 EJ
PCB-93/100	ng/kg	31,900 J	28,900 J	39,500 EJ [77,600]	52,600 EJ
PCB-94	ng/kg	8,970 J	8,100 J	11,200 J [28,000]	11,300 J
PCB-95	ng/kg	584,000 BEJ	683,000 BEJ	926,000 BEJ [1,940,000 E]	904,000 EJ
PCB-96	ng/kg	5,220 J	5,000 J	7,560 J [22,000]	7,780 J
PCB-98/102	ng/kg	39,400 EJ	40,000 EJ	47,700 EJ [153,000 E]	58,300 EJ
PCB-99	ng/kg	797,000 BEJ	893,000 BEJ	1,090,000 BEJ [1,930,000 E]	1,140,000 EJ
PCB-103	ng/kg	17,200 J	14,600 J	15,400 EJ [43,900]	23,500 J
PCB-104	ng/kg	1,820 J	1,410 J	2,090 J [4,170]	3,440 J
PCB-105	ng/kg	285,000 EJ	373,000 EJ	390,000 EJ [820,000 E]	439,000 EJ
PCB-106	ng/kg	51.3 UJ	56.0 UJ	42.1 UJ [182 U]	457 J
PCB-107	ng/kg	75,600 EJ	104,000 EJ	119,000 EJ [250,000 E]	127,000 EJ
PCB-108/124	ng/kg	27,000 J	39,300 J	43,300 EJ [102,000]	41,000 J
PCB-110/115	ng/kg	1,030,000 BEJ	1,190,000 BEJ	1,610,000 BEJ [2,740,000 E]	1,340,000 EJ
PCB-111	ng/kg	1,710 J	1,900 J	2,180 J [2,930]	2,470 J
PCB-112	ng/kg	42.2 UJ	2,420 J	2,950 J [150 U]	1,940 J
PCB-114	ng/kg	19,900 EJ	27,000 EJ	27,400 EJ [72,000 E]	31,800 EJ
PCB-118	ng/kg	1,210,000 BEJ	1,710,000 BEJ	1,870,000 BEJ [2,960,000 E]	1,930,000 EJ
PCB-120	ng/kg	7,280 J	8,570 J	9,900 J [16,200]	11,500 J
PCB-121	ng/kg	928 J	933 J	1,230 J [1,830]	1,390 J
PCB-122	ng/kg	6,660 J	9,670 J	10,000 J [28,900]	10,600 J
PCB-123	ng/kg	20,700 EJ	24,500 EJ	26,400 EJ [58,000]	34,400 EJ
PCB-126	ng/kg	R	2,620 J	2,790 J [7,980]	4,310 J
PCB-127	ng/kg	1,190 J	2,450 J	2,740 J [3,570]	1,270 J
PCB-128/166	ng/kg	125,000 EJ	160,000 EJ	180,000 EJ [270,000 E]	158,000 EJ
PCB-129/138/163	ng/kg	1,350,000 BEJ	1,770,000 BEJ	2,130,000 BEJ [2,330,000 E]	1,770,000 EJ
PCB-130	ng/kg	56,900 EJ	73,300 EJ	81,000 EJ [118,000 E]	76,500 EJ
PCB-131	ng/kg	6,410 J	7,970 J	9,230 J [19,100]	8,300 J
PCB-132	ng/kg	172,000 BEJ	212,000 BEJ	262,000 BEJ [443,000 E]	223,000 EJ
PCB-133	ng/kg	26,900 EJ	33,000 EJ	36,200 EJ [56,300]	41,100 EJ
PCB-134	ng/kg	36,600 EJ	41,000 EJ	47,900 EJ [84,100 E]	42,800 EJ
PCB-135/151	ng/kg	284,000 BEJ	397,000 BEJ	431,000 BEJ [689,000 E]	395,000 EJ
PCB-136	ng/kg	62,800 EJ	80,000 EJ	96,900 EJ [175,000 E]	93,000 EJ
PCB-137	ng/kg	50,900 EJ	65,000 EJ	71,300 EJ [107,000 E]	67,000 EJ
PCB-139/140	ng/kg	17,500 J	21,200 J	24,200 J [42,200]	25,400 J

Table C-15
Lipid Normalized White Perch (Whole Body) Analytical Results

Sample Name: / Date Analyzed:	Units	NB03WWPS-COMP06 10/12/15	NB03WWPS-COMP07 10/12/15	NB03WWPS-COMP08 10/12/15	NB03WWPS-COMP09 10/01/15
PCB-141	ng/kg	127,000 BEJ	176,000 BEJ	192,000 BEJ [354,000 E]	178,000 EJ
PCB-142	ng/kg	124 J	158 J	176 J [182 U]	242 J
PCB-143	ng/kg	99.7 UJ	2,590 J	2,590 J [8,930]	2,020 J
PCB-144	ng/kg	31,200 EJ	46,000 EJ	50,500 EJ [83,500 E]	44,800 EJ
PCB-145	ng/kg	266 J	350 J	431 J [885]	340 J
PCB-146	ng/kg	223,000 BEJ	266,000 BEJ	310,000 BEJ [430,000 E]	R
PCB-147/149	ng/kg	622,000 BEJ	763,000 BEJ	890,000 BEJ [1,360,000 BE]	843,000 BEJ
PCB-148	ng/kg	3,810 J	4,700 J	5,260 J [8,740]	6,910 J
PCB-150	ng/kg	2,730 J	2,920 J	3,540 J [8,280]	5,830 J
PCB-152	ng/kg	847 J	970 J	1,180 J [2,980]	1,300 J
PCB-153/168	ng/kg	1,430,000 BEJ	1,720,000 BEJ	2,140,000 BEJ [2,330,000 BE]	1,970,000 BEJ
PCB-154	ng/kg	24,900 EJ	31,500 EJ	34,400 EJ [65,700 E]	53,500 EJ
PCB-155	ng/kg	4,130 J	2,960 J	3,050 J [15,200]	14,400 J
PCB-156/157	ng/kg	108,000 EJ	142,000 EJ	169,000 EJ [259,000 E]	155,000 EJ
PCB-158	ng/kg	82,800 EJ	105,000 EJ	114,000 EJ [192,000 E]	119,000 EJ
PCB-159	ng/kg	42.2 UJ	46.0 UJ	34.6 UJ [150 U]	371 J
PCB-160	ng/kg	190 UJ	208 UJ	156 UJ [672 U]	1,070 J
PCB-161	ng/kg	39.1 UJ	43.0 UJ	32.3 UJ [139 U]	313 J
PCB-162	ng/kg	9,310 J	11,900 J	13,900 J [23,300]	13,400 J
PCB-164	ng/kg	46,900 EJ	61,300 EJ	72,100 EJ [120,000 E]	64,300 EJ
PCB-165	ng/kg	1,140 J	1,290 J	1,460 J [1,760]	1,610 J
PCB-167	ng/kg	41,900 EJ	51,700 EJ	60,300 EJ [97,400 E]	62,200 EJ
PCB-169	ng/kg	45.3 UJ	115 J	197 J [160 U]	223 J
PCB-170	ng/kg	199,000 EJ	264,000 EJ	305,000 EJ [461,000 E]	305,000 EJ
PCB-171/173	ng/kg	55,900 EJ	67,300 EJ	74,100 EJ [128,000]	R
PCB-172	ng/kg	41,900 EJ	54,000 EJ	63,800 EJ [97,400 E]	66,100 EJ
PCB-174	ng/kg	104,000 EJ	145,000 EJ	174,000 EJ [291,000 E]	R
PCB-175	ng/kg	10,300 J	12,900 J	15,300 EJ [23,500]	R
PCB-176	ng/kg	15,800 J	21,300 EJ	26,700 EJ [39,100]	21,000 J
PCB-177	ng/kg	93,400 EJ	125,000 EJ	150,000 EJ [192,000 E]	R
PCB-178	ng/kg	69,100 EJ	87,000 EJ	103,000 EJ [132,000 E]	R
PCB-179	ng/kg	59,700 EJ	77,700 EJ	97,400 EJ [149,000 E]	84,300 EJ
PCB-180/193	ng/kg	650,000 BEJ	833,000 BEJ	1,020,000 BEJ [1,280,000 E]	965,000 EJ
PCB-181	ng/kg	2,320 J	2,940 J	3,280 J [5,610]	R
PCB-182	ng/kg	2,120 J	2,550 J	2,970 J [3,980]	R
PCB-183/185	ng/kg	178,000 EJ	210,000 EJ	242,000 EJ [400,000 E]	R
PCB-184	ng/kg	1,030 J	1,090 J	1,210 J [3,570]	2,220 J
PCB-186	ng/kg	65.0 J	56.3 J	66.2 J [160 U]	67.0 J
PCB-187	ng/kg	497,000 BEJ	673,000 BEJ	790,000 BEJ [957,000 E]	R
PCB-188	ng/kg	1,910 J	2,180 J	2,640 J [4,670]	4,480 J
PCB-189	ng/kg	8,410 J	12,100 J	14,300 J [20,600]	13,500 J
PCB-190	ng/kg	45,900 EJ	62,700 EJ	72,100 EJ [105,000 E]	72,600 EJ
PCB-191	ng/kg	8,470 J	10,100 J	11,000 J [19,300]	13,200 J
PCB-192	ng/kg	79.7 J	43.0 UJ	32.3 UJ [385 J]	355 J
PCB-194	ng/kg	96,600 EJ	120,000 EJ	141,000 EJ [252,000 E]	165,000 EJ

Table C-15
Lipid Normalized White Perch (Whole Body) Analytical Results

Sample Name: / Date Analyzed:	Units	NB03WWPS-COMP06 10/12/15	NB03WWPS-COMP07 10/12/15	NB03WWPS-COMP08 10/12/15	NB03WWPS-COMP09 10/01/15
PCB-195	ng/kg	32,500 EJ	40,700 EJ	46,900 EJ [82,600]	59,600 EJ
PCB-196	ng/kg	53,100 EJ	67,000 EJ	71,000 EJ [129,000 E]	93,900 EJ
PCB-197/200	ng/kg	9,410 J	13,600 J	15,400 J [25,400]	14,800 J
PCB-198/199	ng/kg	144,000 EJ	207,000 EJ	235,000 EJ [370,000 E]	253,000 EJ
PCB-201	ng/kg	16,900 J	23,100 J	26,900 EJ [40,700]	29,500 J
PCB-202	ng/kg	54,400 EJ	69,700 EJ	81,500 EJ [120,000 E]	93,500 EJ
PCB-203	ng/kg	99,100 EJ	135,000 EJ	144,000 EJ [263,000 E]	174,000 EJ
PCB-204	ng/kg	219 J	229 J	248 J [607]	474 J
PCB-205	ng/kg	4,530 J	6,330 J	7,410 J [12,000]	8,740 J
PCB-206	ng/kg	70,900 EJ	101,000 EJ	125,000 EJ [188,000 E]	137,000 EJ
PCB-207	ng/kg	7,440 J	9,430 J	10,900 J [20,200]	14,500 J
PCB-208	ng/kg	25,500 J	38,700 EJ	47,900 EJ [68,000]	44,300 EJ
PCB-209	ng/kg	35,300 EJ	50,300 EJ	65,400 EJ [90,900]	R
Total PCB Congeners (209)	ng/kg	22,100,000 J	25,600,000 J	32,200,000 J [62,600,000 J]	31,300,000 J
Semivolatiles					
1,2,4,5-Tetrachlorobenzene	ug/kg	10,000 U	11,000 U	8,500 U [7,200 U]	14,000 U
1,2-Diphenylhydrazine	ug/kg	10,000 U	11,000 U	8,500 U [7,200 U]	14,000 U
1-Methylnaphthalene	ug/kg	410 U	430 U	440 J [180 J]	570 U
2,3,4,6-Tetrachlorophenol	ug/kg	41,000 U	43,000 U	33,000 U [28,000 U]	57,000 U
2,4,5-Trichlorophenol	ug/kg	10,000 U	11,000 U	8,500 U [7,200 U]	14,000 U
2,4,6-Trichlorophenol	ug/kg	10,000 U	11,000 U	8,500 U [7,200 U]	14,000 U
2,4-Dichlorophenol	ug/kg	10,000 U	11,000 U	8,500 U [7,200 U]	14,000 U
2,4-Dimethylphenol	ug/kg	10,000 U	11,000 U	8,500 U [7,200 U]	14,000 U
2,4-Dinitrophenol	ug/kg	190,000 U	200,000 U	150,000 U [130,000 U]	260,000 U
2,4-Dinitrotoluene	ug/kg	41,000 U	43,000 U	33,000 U [28,000 U]	57,000 U
2,6-Dinitrotoluene	ug/kg	10,000 U	11,000 U	8,500 U [7,200 U]	14,000 U
2-Chloronaphthalene	ug/kg	4,100 U	4,300 U	3,300 U [2,800 U]	5,700 UJ
2-Chlorophenol	ug/kg	10,000 U	11,000 U	8,500 U [7,200 U]	14,000 U
2-Methylnaphthalene	ug/kg	410 U	430 U	460 J [220 J]	570 U
2-Methylphenol (o-cresol)	ug/kg	10,000 U	11,000 U	8,500 U [7,200 U]	14,000 U
2-Nitroaniline	ug/kg	10,000 U	11,000 U	8,500 U [7,200 U]	14,000 U
2-Nitrophenol	ug/kg	10,000 U	11,000 U	8,500 U [7,200 U]	14,000 U
3,3'-Dichlorobenzidine	ug/kg	63,000 U	67,000 U	51,000 U [43,000 U]	87,000 U
3-Nitroaniline	ug/kg	41,000 U	43,000 U	33,000 U [28,000 U]	57,000 U
4,6-Dinitro-2-methylphenol	ug/kg	100,000 U	110,000 U	85,000 U [72,000 U]	140,000 U
4-Bromophenyl phenyl ether	ug/kg	10,000 U	11,000 U	8,500 U [7,200 U]	14,000 U
4-Chloro-3-methylphenol	ug/kg	10,000 U	11,000 U	8,500 U [7,200 U]	14,000 U
4-Chloroaniline	ug/kg	21,000 U	22,000 U	17,000 U [14,000 U]	28,000 U
4-Chlorophenyl phenyl ether	ug/kg	10,000 U	11,000 U	8,500 U [7,200 U]	14,000 U
4-Methylphenol (p-cresol)	ug/kg	10,000 U	11,000 U	8,500 U [7,200 U]	14,000 U
4-Nitroaniline	ug/kg	41,000 U	43,000 U	33,000 U [28,000 U]	57,000 U
4-Nitrophenol	ug/kg	100,000 U	110,000 U	85,000 U [72,000 U]	140,000 U
Acenaphthene	ug/kg	410 U	770 J	850 [350]	570 U
Acenaphthylene	ug/kg	410 U	430 U	330 U [110 U]	570 U
Acetophenone	ug/kg	10,000 U	11,000 U	8,500 U [7,200 U]	14,000 U

Table C-15
Lipid Normalized White Perch (Whole Body) Analytical Results

Sample Name: Date Analyzed:	Units	NB03WWPS-COMP06 10/12/15	NB03WWPS-COMP07 10/12/15	NB03WWPS-COMP08 10/12/15	NB03WWPS-COMP09 10/01/15
Anthracene	ug/kg	410 U	430 U	330 U [110 U]	570 U
Atrazine	ug/kg	21,000 U	22,000 U	17,000 U [14,000 U]	28,000 U
Benzaldehyde	ug/kg	41,000 U	43,000 U	33,000 U [28,000 U]	57,000 U
Benzidine	ug/kg	440,000 U	470,000 U	360,000 U [300,000 U]	610,000 U
Benzo(a)anthracene	ug/kg	410 U	430 U	330 U [110 U]	570 U
Benzo(a)pyrene	ug/kg	410 U	430 U	330 U [110 U]	570 U
Benzo(b)fluoranthene	ug/kg	410 U	430 U	330 UJ [110 U]	570 U
Benzo(g,h,i)perylene	ug/kg	410 U	430 U	330 UJ [110 U]	570 U
Benzo(j)+(k)fluoranthene	ug/kg	410 U	430 U	330 UJ [110 U]	570 U
Benzo[e]pyrene	ug/kg	410 U	430 U	330 U [110 U]	570 U
Benzoic acid	ug/kg	100,000 U	110,000 U	85,000 U [72,000 U]	140,000 U
Benzyl butyl phthalate	ug/kg	41,000 U	43,000 U	33,000 U [28,000 U]	57,000 U
Biphenyl (diphenyl)	ug/kg	10,000 U	11,000 U	8,500 U [7,200 U]	14,000 U
Bis(2-chloroethoxy) methane	ug/kg	10,000 U	11,000 U	8,500 U [7,200 U]	14,000 U
Bis(2-chloroethyl) ether (2-Chloroethyl ether)	ug/kg	10,000 U	11,000 U	8,500 U [7,200 U]	14,000 U
Bis(2-chloroisopropyl) ether	ug/kg	10,000 U	11,000 U	8,500 U [7,200 U]	14,000 U
Bis(2-Ethylhexyl) phthalate	ug/kg	41,000 U	43,000 U	33,000 U [28,000 U]	57,000 U
C1-Chrysenes	ug/kg	410 U	430 U	330 U [110 U]	570 U
C1-Fluoranthenes/pyrenes	ug/kg	410 U	430 U	330 U [110 U]	570 U
C1-Fluorenes	ug/kg	410 U	430 U	330 U [110 U]	570 U
C1-Naphthalenes	ug/kg	410 U	500 J	620 J [300]	570 U
C1-Phenanthrene/anthracene	ug/kg	410 U	430 U	330 U [110 U]	570 U
C2-Chrysene	ug/kg	410 U	430 U	330 U [110 U]	570 U
C2-Fluoranthenes/pyrene	ug/kg	410 U	430 U	330 U [110 U]	570 U
C2-Fluorenes	ug/kg	410 U	430 U	330 U [110 U]	570 U
C2-Naphthalenes	ug/kg	440 J	1,000 J	1,100 [460]	570 U
C2-Phenanthrene/anthracene	ug/kg	410 U	430 U	330 U [110 U]	570 U
C3-Chrysene	ug/kg	410 U	430 U	330 U [110 U]	570 U
C3-Fluoranthenes/pyrene	ug/kg	410 U	430 U	330 U [110 U]	570 U
C3-Fluorenes	ug/kg	410 U	430 U	330 U [110 U]	570 U
C3-Naphthalenes	ug/kg	470 J	1,100 J	1,100 [430]	570 U
C3-Phenanthrene/anthracene	ug/kg	410 U	430 U	330 U [110 U]	570 U
C4-Chrysene	ug/kg	410 U	430 U	330 U [110 U]	570 U
C4-Naphthalenes	ug/kg	410 U	430 U	330 U [110 U]	570 U
C4-Phenanthrene/anthracene	ug/kg	410 U	430 U	330 U [110 U]	570 U
Caprolactam	ug/kg	21,000 U	22,000 U	17,000 U [14,000 U]	28,000 U
Carbazole	ug/kg	10,000 U	11,000 U	8,500 U [7,200 U]	14,000 U
Chrysene	ug/kg	410 U	430 U	330 U [110 U]	570 U
Dibenz(a,h)anthracene	ug/kg	410 U	430 U	330 UJ [110 U]	570 U
Dibenzofuran	ug/kg	10,000 U	11,000 U	8,500 U [7,200 U]	14,000 U
Diethyl phthalate	ug/kg	41,000 U	43,000 U	33,000 U [28,000 U]	57,000 U
Dimethyl phthalate	ug/kg	41,000 U	43,000 U	33,000 U [28,000 U]	57,000 U
Di-n-butyl phthalate	ug/kg	41,000 U	43,000 U	33,000 U [28,000 U]	57,000 U
Di-n-octylphthalate	ug/kg	41,000 U	43,000 U	33,000 U [28,000 U]	57,000 U
Fluoranthene	ug/kg	410 U	470 J	410 J [170 J]	570 U

Table C-15
Lipid Normalized White Perch (Whole Body) Analytical Results

Sample Name: Date Analyzed:	Units	NB03WWPS-COMP06 10/12/15	NB03WWPS-COMP07 10/12/15	NB03WWPS-COMP08 10/12/15	NB03WWPS-COMP09 10/01/15
Fluorene	ug/kg	410 U	570 J	620 J [240 J]	570 U
Hexachlorobutadiene	ug/kg	10,000 U	11,000 U	8,500 U [7,200 U]	14,000 U
Hexachlorocyclopentadiene	ug/kg	100,000 U	110,000 U	85,000 U [72,000 U]	140,000 U
Hexachloroethane	ug/kg	21,000 U	22,000 U	17,000 U [14,000 U]	28,000 U
Indeno(1,2,3-c,d)pyrene	ug/kg	410 U	430 U	330 UJ [110 U]	570 U
Isophorone	ug/kg	10,000 U	11,000 U	8,500 U [7,200 U]	14,000 U
Naphthalene	ug/kg	410 U	430 U	330 U [130 J]	570 U
Nitrobenzene	ug/kg	10,000 U	11,000 U	8,500 U [7,200 U]	14,000 U
N-Nitrosodi-n-propylamine	ug/kg	10,000 U	11,000 U	8,500 U [7,200 U]	14,000 U
N-Nitrosodiphenylamine	ug/kg	10,000 U	11,000 U	8,500 U [7,200 U]	14,000 U
Pentachlorophenol	ug/kg	21,000 U	22,000 U	17,000 U [14,000 U]	28,000 U
Perylene	ug/kg	410 U	430 U	330 U [110 U]	570 U
Phenanthrene	ug/kg	470 J	1,200	1,100 [390]	570 U
Phenol	ug/kg	10,000 U	11,000 U	8,500 U [7,200 U]	14,000 U
Pyrene	ug/kg	410 U	430 U	330 U [110 U]	570 U
Pyridine	ug/kg	41,000 U	43,000 U	33,000 U [28,000 U]	57,000 U
Total HMW PAHs	ug/kg	410 U	470 J	410 J [170 J]	570 U
Total LMW PAHs	ug/kg	470 J	2,500 J	3,100 J [1,300 J]	570 U
Total PAHs	ug/kg	470 J	3,000 J	3,500 J [1,500 J]	570 U

Table C-15
Lipid Normalized White Perch (Whole Body) Analytical Results

Notes:

1. Totals were calculated using detected values only. If all analytes that make up a given total are non-detect, the total will be reported as the highest detection limit of the individual analytes and will be qualified with a "U" flag to indicate it is a non-detect.
2. Total PCB Congeners (209) = sum of 209 individual congener PCBs
3. Total Aroclor PCBs (Sum of 7 Aroclors) = sum of Aroclor-1016, Aroclor-1221, Aroclor-1232, Aroclor-1242, Aroclor-1248, Aroclor-1254, and Aroclor-1260
4. Total Aroclor PCBs (Sum of 9 Aroclors) = sum of Aroclor-1016, Aroclor-1221, Aroclor-1232, Aroclor-1242, Aroclor-1248, Aroclor-1254, Aroclor-1260, Aroclor-1262, and Aroclor-1268
5. Total Alpha + Gamma Chlordane = sum of alpha-Chlordane and gamma-Chlordane
6. Total DDT (2,4) = sum of 2,4'-DDD, 2,4'-DDE, and 2,4'-DDT
7. Total DDT (4,4) = sum of 4,4'-DDD, 4,4'-DDE, and 4,4'-DDT
8. Total DDT (2,4 & 4,4) = sum of 2,4'-DDD, 2,4'-DDE, 2,4'-DDT, 4,4'-DDD, 4,4'-DDE, and 4,4'-DDT
9. Total HMW PAHs = sum of fluoranthene, pyrene, benzo(a)anthracene, chrysene, benzo(b)fluoranthene, benzo(k)fluoranthene, benzo(a)pyrene, indeno(1,2,3-cd)pyrene, dibenzo(a,h)anthracene, and benzo(g,h,i)perylene.
10. Total LMW PAHs = sum of naphthalene, 2-methylnaphthalene, acenaphthylene, acenaphthene, fluorene, phenanthrene, and anthracene.
11. Total PAHs = sum of Total LMW PAHs and Total HMW PAHs.

DDD = dichlorodiphenyldichloroethane
DDE = dichlorodiphenyldichloroethylene
DDT = dichlorodiphenyltrichloroethane
HMW = high molecular weight
LMW = low molecular weight
PAH = polycyclic aromatic hydrocarbon
PCB = polychlorinated biphenyl

% = percent
mg/kg = milligrams per kilogram
ng/g = nanograms per gram
ng/kg = nanograms per kilogram
pg/g = picograms per gram
ug/kg = micrograms per kilogram

Table C-16
Lipid Normalized Winter Flounder (Whole Body) Analytical Results

Sample Name: / Date Analyzed:	Units	NB03WWFC-COMP03 12/09/15	NB03WWFC-COMP04 12/09/15	NB03WWFC-COMP05 12/15/15	NB03WWFC-COMP06 10/01/15	NB03WWFN-COMP03 10/01/15
Dioxins/Furans						
1,2,3,4,6,7,8-HpCDD	ng/kg	75.8 JB	50.1 JB	104 JB [72.9 JB]	64.4 JBQ	81.5 JBQ
1,2,3,4,6,7,8-HpCDF	ng/kg	84.1 JB	48.6 JB	1,000 JB [118 JB]	75.8 JB	188 JB
1,2,3,4,7,8,9-HpCDF	ng/kg	6.98 JBQ	10.0 JBQ	33.3 JBQ [13.2 JBQ]	4.89 U	10.2 JB
1,2,3,4,7,8-HxCDD	ng/kg	4.25 JBQ	2.56 U	8.58 JBQ [9.71 JBQ]	3.40 JBQ	4.50 JBQ
1,2,3,4,7,8-HxCDF	ng/kg	26.8 JQ	19.0 JQ	201 JB [39.7 JBQ]	41.1 JB	69.8 JB
1,2,3,6,7,8-HxCDD	ng/kg	19.8 JQ	15.1 JQ	33.8 JQ [15.9 JQ]	21.8 JBQ	17.5 JB
1,2,3,6,7,8-HxCDF	ng/kg	23.7 JB	17.2 JB	59.9 JB [29.1 JB]	32.1 JB	30.5 JB
1,2,3,7,8,9-HxCDD	ng/kg	4.64 JB	3.55 JBQ	10.3 J [10.6 J]	7.26 JBQ	7.56 JBQ
1,2,3,7,8,9-HxCDF	ng/kg	5.73 JBQ	7.44 JBQ	22.6 JB [14.1 JBQ]	13.9 JBQ	6.78 JBQ
1,2,3,7,8-PCDD	ng/kg	22.2 JB	23.7 JBQ	10.3 U [10.4 U]	10.1 JBQ	12.5 JBQ
1,2,3,7,8-PCDF	ng/kg	24.7 JBQ	21.4 JB	49.9 JB [46.6 JB]	37.9 JB	29.3 JB
2,3,4,6,7,8-HxCDF	ng/kg	4.57 JQ	6.42 J	21.3 JB [9.45 JB]	11.3 JBQ	11.2 JB
2,3,4,7,8-PCDF	ng/kg	71.4 JB	56.0 JBQ	75.8 JB [65.5 JB]	53.5 JB	58.5 JBQ
2,3,7,8-TCDD	ng/kg	465	301	645 [568]	577 B	867 B
2,3,7,8-TCDF	ng/kg	201 C	155 C	243 C [203 C]	174	163 C
OCDD	ng/kg	550 JB	429 JB	604 JB [538 JBQ]	325 JBQ	640 JB
OCDF	ng/kg	68.8 JB	60.4 JB	2,010 JB [75.1 JB]	48.1 JBQ	280 JB
Butyltins						
Dibutyltin	ug/kg	120 U	92 U	200 U [170 U]	210 U	110 U
Monobutyltin	ug/kg	1,800 UCN	1,500 UCN	3,200 UCN [2,800 UCN]	3,300 UCN	1,700 UCNJ
Tetra-n-butyltin	ug/kg	150 U	120 U	260 U [240 U]	280 U	140 U
Tributyltin	ug/kg	640	480	360 [780]	250 U	600
Aroclor PCBs						
Aroclor 1016	ug/kg	650 U	550 U	1,000 U [920 U]	1,300 U	590 U
Aroclor 1221	ug/kg	840 U	700 U	1,300 U [1,200 U]	1,600 U	750 U
Aroclor 1232	ug/kg	1,500 U	1,200 U	2,300 U [2,000 U]	2,800 U	1,300 U
Aroclor 1242	ug/kg	600 U	510 U	940 U [840 U]	1,200 U	540 U
Aroclor 1248	ug/kg	5,000 J	4,000 J	9,300 [8,300]	1,200 U	540 U
Aroclor 1254	ug/kg	9,100 J	7,000 PJ	14,000 [14,000]	1,200 U	2,300 J
Aroclor 1260	ug/kg	3,000 J	2,500 J	5,400 [5,400]	4,200 J	800 U
Aroclor 1262	ug/kg	600 U	510 U	940 U [840 U]	1,200 U	540 U
Aroclor 1268	ug/kg	600 U	510 U	940 U [840 U]	1,200 U	540 U
Total Aroclor PCBs (Sum Of 7 Aroclors)	ug/kg	17,000 J	14,000 J	29,000 [28,000]	4,200 J	2,300 J
Total Aroclor PCBs (Sum Of 9 Aroclors)	ug/kg	17,000 J	14,000 J	29,000 [28,000]	4,200 J	2,300 J
Pesticides						
2,4'-DDD	pg/g	76,000	56,400 J	89,600 B [76,700 B]	53,000 J	47,400 J
2,4'-DDE	pg/g	135,000	172,000 J	164,000 B [130,000 B]	96,300 J	87,500 J
2,4'-DDT	pg/g	63,500	16,500	9,490 [7,200]	9,370 J	14,700 J
4,4'-DDD	pg/g	964,000	651,000	1,110,000 B [889,000 B]	389,000 J	566,000 J
4,4'-DDE	pg/g	2,550,000 BDJ	1,780,000 BJ	2,780,000 B [2,200,000 B]	3,140,000 BJ	1,290,000 BJ
4,4'-DDT	pg/g	320,000 B	115,000 B	68,700 B [45,400 B]	79,100 BJ	61,600 BJ
Aldrin	pg/g	876 J	625 J	1,480 J [1,090 J]	667 J	637 J
Alpha BHC	pg/g	1,640 J	2,800 J	2,970 J [3,470 J]	2,280 J	1,790 J
Alpha endosulfan	pg/g	5,220 U	4,420 UJ	8,320 U [7,550 U]	10,100 UJ	4,780 UJ

Table C-16
Lipid Normalized Winter Flounder (Whole Body) Analytical Results

Sample Name: / Date Analyzed:	Units	NB03WWFC-COMP03 12/09/15	NB03WWFC-COMP04 12/09/15	NB03WWFC-COMP05 12/15/15	NB03WWFC-COMP06 10/01/15	NB03WWFN-COMP03 10/01/15
Beta BHC	pg/g	1,000 J	1,020 J	1,610 U [1,550 J]	1,280 J	1,200 J
Beta endosulfan	pg/g	5,300 U	4,480 U	8,450 U [7,670 U]	10,200 UJ	4,860 UJ
cis-Chlordane	pg/g	458,000	290,000	733,000 [659,000]	695,000 J	428,000 J
cis-Nonachlor	pg/g	119,000	90,000	226,000 [182,000]	298,000 J	131,000 J
Delta BHC	pg/g	462 U	391 U	736 U [668 U]	891 UJ	423 UJ
Dieldrin	pg/g	165,000	163,000 J	304,000 [225,000]	212,000 BJ	223,000 BJ
Endosulfan sulfate	pg/g	5,750 U	4,870 U	9,170 U [8,330 U]	11,100 UJ	5,280 UJ
Endrin	pg/g	1,260 U	1,070 UJ	2,010 U [2,080 J]	2,440 UJ	1,160 UJ
Endrin aldehyde	pg/g	11,900 U	10,100 U	19,000 U [17,200 U]	R	10,900 UJ
Endrin ketone	pg/g	6,910 U	5,850 U	11,000 U [10,000 U]	13,300 UJ	6,330 UJ
Gamma BHC (Lindane)	pg/g	1,360 J	1,320 J	2,430 J [2,010 J]	1,450 J	2,230 J
Heptachlor	pg/g	2,950 U	2,500 U	4,710 U [4,280 U]	1,430 J	1,530 J
Heptachlor epoxide	pg/g	46,000	43,900	81,600 [74,500]	47,200 J	58,500 J
Hexachlorobenzene	pg/g	56,000 B	54,700 B	95,700 B [78,000 B]	72,500 BJ	113,000 BJ
Methoxychlor	pg/g	3,540 U	2,990 UJ	5,640 U [5,120 UJ]	6,820 UJ	3,240 UJ
Mirex	pg/g	4,550	3,580	10,400 [7,670]	12,500 J	3,950 J
Oxychlordane	pg/g	19,500	14,500	38,100 [28,900]	29,100 J	20,100 J
Trans-chlordane	pg/g	176,000 B	134,000 B	280,000 [254,000]	181,000 BJ	173,000 BJ
Trans-heptachlor epoxide	pg/g	21,200	1,310 U	2,460 U [2,240 U]	57,400 J	24,100 J
Trans-nonachlor	pg/g	309,000	253,000 J	542,000 [463,000]	700,000 BJ	293,000 BJ
Total Alpha + Gamma Chlordane	pg/g	635,000	424,000	1,010,000 [913,000]	875,000 J	602,000 J
Total DDT (2,4)	pg/g	275,000	245,000 J	263,000 [214,000]	159,000 J	150,000 J
Total DDT (4,4)	pg/g	3,830,000 J	2,550,000 J	3,960,000 [3,130,000]	3,610,000 J	1,920,000 J
Total DDT (2,4 & 4,4)	pg/g	4,100,000 J	2,800,000 J	4,230,000 [3,350,000]	3,770,000 J	2,070,000 J
PCB Congeners						
PCB-1	ng/kg	5,670 B	3,810 B	8,190 B [7,880 B]	4,750 BJ	3,210 BJ
PCB-2	ng/kg	63.6 U	51.9 U	235 J [226 J]	232 J	367 J
PCB-3	ng/kg	626	428	152 U [R]	193 U	89.2 UJ
PCB-4	ng/kg	36,400 E	27,200 E	62,200 E [56,600 E]	36,500 BJ	26,800 BEJ
PCB-5	ng/kg	239 J	128 J	293 J [104 U]	209 J	64.7 UJ
PCB-6	ng/kg	6,150	4,680	11,400 [9,710]	7,120 BJ	4,330 BJ
PCB-7	ng/kg	541	59.3 U	975 [883]	593 J	64.7 UJ
PCB-8	ng/kg	21,500 B	15,500 B	36,800 B [31,800 B]	21,600 BJ	R
PCB-9	ng/kg	1,200	923	2,360 [2,090]	1,330 J	56.6 UJ
PCB-10	ng/kg	5,070	4,130	9,030 [7,700]	4,420 J	1,480 J
PCB-11	ng/kg	4,350	3,350	6,610 [5,910]	595 UJ	275 UJ
PCB-12/13	ng/kg	936	678	1,330 [1,200]	988 J	153 UJ
PCB-14	ng/kg	72.6 U	59.3 U	111 U [104 U]	140 UJ	64.7 UJ
PCB-15	ng/kg	5,800 B	4,300 B	8,590 B [7,640 B]	5,750 BJ	4,600 BJ
PCB-16	ng/kg	24,700 B	19,600 B	38,800 [32,200]	23,700 BJ	19,000 BJ
PCB-17	ng/kg	55,400 BE	43,500 BE	86,400 E [72,200 E]	59,300 BEJ	47,600 BEJ
PCB-18/30	ng/kg	81,800 E	64,200 E	130,000 E [110,000 E]	85,400 BJ	68,800 BEJ
PCB-19	ng/kg	25,600	19,400	42,500 E [36,300]	27,200 J	20,300 J
PCB-20/28	ng/kg	310,000 BE	206,000 BE	488,000 BE [422,000 BE]	353,000 BEJ	298,000 BEJ
PCB-21/33	ng/kg	35,600	25,700	54,300 [46,700]	36,800 J	31,300 J

Table C-16
Lipid Normalized Winter Flounder (Whole Body) Analytical Results

Sample Name: / Date Analyzed:	Units	NB03WWFC-COMP03 12/09/15	NB03WWFC-COMP04 12/09/15	NB03WWFC-COMP05 12/15/15	NB03WWFC-COMP06 10/01/15	NB03WWFN-COMP03 10/01/15
PCB-22	ng/kg	49,000 BE	34,400 BE	73,600 BE [62,200 BE]	53,200 BEJ	51,300 BEJ
PCB-23	ng/kg	139 J	51.9 U	175 J [91.5 U]	123 UJ	101 J
PCB-24	ng/kg	90.7 U	74.2 U	139 U [131 U]	1,410 J	983 J
PCB-25	ng/kg	17,300	13,000	24,300 [20,800]	17,300 J	15,400 J
PCB-26/29	ng/kg	44,800	34,600	73,900 [63,300]	48,100 J	39,500 J
PCB-27	ng/kg	23,500	18,900	38,000 [32,200]	25,800 J	19,600 J
PCB-31	ng/kg	205,000 BE	135,000 BE	303,000 BE [258,000 BE]	204,000 BEJ	173,000 BEJ
PCB-32	ng/kg	78,900 BE	55,700 BE	124,000 BE [100,000 BE]	85,100 BEJ	68,100 BEJ
PCB-34	ng/kg	1,390	969	2,030 [1,670]	1,450 J	1,030 J
PCB-35	ng/kg	247	175	258 J [234 J]	367 J	252 J
PCB-36	ng/kg	72.6 U	59.3 U	111 U [104 U]	140 UJ	64.7 UJ
PCB-37	ng/kg	9,270	6,680	14,800 [12,700]	11,800 J	9,170 J
PCB-38	ng/kg	234	151	400 [374]	553 J	261 J
PCB-39	ng/kg	825	588	1,640 [1,260]	1,220 J	983 J
PCB-40/71	ng/kg	214,000 E	147,000 E	307,000 E [275,000 E]	230,000 EJ	190,000 EJ
PCB-41	ng/kg	10,500	6,380	14,200 [10,000]	10,200 J	9,670 J
PCB-42	ng/kg	54,500 E	41,700	68,600 [58,200]	58,900 J	53,800 EJ
PCB-43	ng/kg	8,610	6,730	10,700 [10,100]	8,280 J	7,890 J
PCB-44/47/65	ng/kg	472,000 E	318,000 E	688,000 E [604,000 E]	642,000 EJ	451,000 EJ
PCB-45	ng/kg	29,800	19,500	35,700 [25,700]	22,800 J	26,300 J
PCB-46	ng/kg	11,600	8,920	14,600 [12,800]	11,000 J	10,200 J
PCB-48	ng/kg	52,500	36,600	68,400 [59,900]	51,600 J	48,200 J
PCB-49/69	ng/kg	321,000 E	233,000 E	481,000 E [425,000 E]	368,000 EJ	322,000 EJ
PCB-50/53	ng/kg	44,600	32,900	58,700 [50,400]	38,600 J	39,100 J
PCB-51	ng/kg	44,400	34,100	68,800 [61,200]	45,600 J	45,200 J
PCB-52	ng/kg	329,000 BE	246,000 BE	497,000 E [433,000 E]	333,000 BEJ	298,000 BEJ
PCB-54	ng/kg	3,900	2,820	6,450 [5,880]	3,930 J	3,560 J
PCB-55	ng/kg	2,310	1,720	167 U [157 U]	2,180 J	2,180 J
PCB-56	ng/kg	79,500 E	54,700 E	104,000 E [91,800 E]	80,000 J	81,500 EJ
PCB-57	ng/kg	2,500	1,750	3,420 [2,920]	2,420 J	1,900 J
PCB-58	ng/kg	1,790	1,110	2,800 [1,960]	2,040 J	1,680 J
PCB-60	ng/kg	76,700 E	45,300 E	103,000 E [91,200 E]	107,000 EJ	72,500 EJ
PCB-61/70/74/76	ng/kg	774,000 E	475,000 E	1,100,000 E [968,000 E]	1,050,000 EJ	708,000 EJ
PCB-62/75	ng/kg	47,600	32,200	69,100 [60,800]	60,400 J	45,900 J
PCB-63	ng/kg	15,700	10,500	20,100 [17,400]	15,300 J	13,800 J
PCB-64	ng/kg	221,000 E	148,000 E	335,000 BE [296,000 BE]	284,000 EJ	212,000 EJ
PCB-66	ng/kg	525,000 BE	319,000 BE	758,000 BE [666,000 BE]	832,000 BEJ	533,000 BEJ
PCB-67	ng/kg	8,680	5,730	11,400 [9,740]	8,000 J	8,270 J
PCB-68	ng/kg	6,460	3,950	8,450 [7,590]	6,630 J	5,410 J
PCB-72	ng/kg	11,600	7,610	17,800 [15,800]	15,700 J	9,830 J
PCB-73	ng/kg	3,750	2,110	194 U [3,080]	3,580 J	2,400 J
PCB-77	ng/kg	22,500	15,400	32,800 [28,900]	22,600 J	22,800 J
PCB-78	ng/kg	145 U	118 U	222 U [209 U]	281 UJ	129 UJ
PCB-79	ng/kg	1,790	1,550	2,770 [2,860]	2,140 J	1,800 J
PCB-80	ng/kg	105 J	81.5 U	152 U [143 U]	193 UJ	89.2 UJ

Table C-16
Lipid Normalized Winter Flounder (Whole Body) Analytical Results

Sample Name: / Date Analyzed:	Units	NB03WWFC-COMP03 12/09/15	NB03WWFC-COMP04 12/09/15	NB03WWFC-COMP05 12/15/15	NB03WWFC-COMP06 10/01/15	NB03WWFN-COMP03 10/01/15
PCB-81	ng/kg	728	490	801 [236 U]	926 J	842 J
PCB-82	ng/kg	27,500	20,200	37,100 [33,000]	30,400 J	29,000 J
PCB-83	ng/kg	10,100	7,650	14,000 [14,100]	12,400 J	10,600 J
PCB-84	ng/kg	65,400 E	46,400 E	97,500 E [82,100 E]	78,600 J	61,400 EJ
PCB-85/116/117	ng/kg	160,000	100,000	232,000 [197,000]	333,000 EJ	163,000 EJ
PCB-86/87/97/109/119/125	ng/kg	290,000	195,000	442,000 [376,000]	486,000 J	295,000 EJ
PCB-88	ng/kg	200 U	163 U	306 U [287 U]	386 UJ	434 J
PCB-89	ng/kg	4,920	3,350	7,590 [6,490]	5,400 J	4,870 J
PCB-90/101/113	ng/kg	424,000 E	299,000 E	680,000 BE [588,000 BE]	605,000 BEJ	437,000 BEJ
PCB-91	ng/kg	78,400 E	54,900 E	122,000 E [104,000 E]	89,100 J	72,800 EJ
PCB-92	ng/kg	107,000 E	72,800 E	172,000 E [147,000 E]	152,000 EJ	102,000 EJ
PCB-93/100	ng/kg	40,500	17,600	55,500 [44,700]	63,900 J	34,400 J
PCB-94	ng/kg	3,550	2,560	4,650 [4,030]	3,420 J	3,500 J
PCB-95	ng/kg	232,000 E	158,000 E	293,000 E [242,000 E]	267,000 EJ	214,000 EJ
PCB-96	ng/kg	2,810	2,060	4,010 [3,410]	2,390 J	2,440 J
PCB-98/102	ng/kg	25,000	17,500	38,600 [34,600]	25,300 J	23,400 J
PCB-99	ng/kg	597,000 E	385,000 E	939,000 E [799,000 E]	1,520,000 EJ	628,000 EJ
PCB-103	ng/kg	9,360	6,290	13,800 [12,300]	10,100 J	8,080 J
PCB-104	ng/kg	1,420	885	2,060 [1,680]	1,380 J	1,380 J
PCB-105	ng/kg	232,000 E	137,000 E	342,000 E [286,000 E]	439,000 EJ	219,000 EJ
PCB-106	ng/kg	155 U	126 U	236 U [222 U]	298 UJ	138 UJ
PCB-107	ng/kg	51,000	32,100	73,200 [63,800]	66,300 J	46,800 J
PCB-108/124	ng/kg	20,900	13,200	30,600 [26,300]	26,000 J	19,200 J
PCB-110/115	ng/kg	684,000 BE	452,000 BE	R [R]	1,190,000 EJ	628,000 EJ
PCB-111	ng/kg	1,550	992	2,230 [1,890]	3,260 J	1,540 J
PCB-112	ng/kg	127 U	104 U	194 U [183 U]	6,440 J	2,300 J
PCB-114	ng/kg	18,800	10,600	26,100 [23,000]	38,600 J	18,100 J
PCB-118	ng/kg	852,000 BE	506,000 BE	1,200,000 BE [1,050,000 BE]	1,790,000 EJ	842,000 EJ
PCB-120	ng/kg	6,240	4,240	9,460 [8,050]	14,300 J	6,480 J
PCB-121	ng/kg	844	489	1,080 [157 U]	1,200 J	739 J
PCB-122	ng/kg	2,020	1,360	2,260 [1,970]	2,120 J	2,110 J
PCB-123	ng/kg	17,800	11,900	19,400 [15,300]	32,600 J	19,300 J
PCB-126	ng/kg	1,870	1,150	2,840 [2,510]	3,160 J	1,850 J
PCB-127	ng/kg	852	531	2,250 [183 U]	3,110 J	1,290 J
PCB-128/166	ng/kg	121,000 E	76,400	164,000 [146,000]	289,000 EJ	127,000 EJ
PCB-129/138/163	ng/kg	991,000 E	642,000 E	1,400,000 E [1,270,000 E]	2,650,000 EJ	1,080,000 EJ
PCB-130	ng/kg	31,000	21,300	42,500 [38,200]	40,700 J	29,300 J
PCB-131	ng/kg	3,500	2,290	5,130 [4,840]	4,670 J	3,300 J
PCB-132	ng/kg	109,000 E	72,600 E	R [R]	148,000 EJ	108,000 EJ
PCB-133	ng/kg	21,500	13,400	29,100 [26,200]	28,900 J	19,700 J
PCB-134	ng/kg	27,900	18,500	R [R]	34,000 J	25,300 J
PCB-135/151	ng/kg	179,000 E	119,000 E	293,000 E [258,000 E]	239,000 EJ	167,000 EJ
PCB-136	ng/kg	32,500	22,000	53,600 [46,600]	42,500 J	29,400 J
PCB-137	ng/kg	42,900	26,500	54,500 [46,200]	116,000 EJ	45,400 J
PCB-139/140	ng/kg	16,400	10,400	24,300 [20,700]	45,100 J	18,600 J

Table C-16
Lipid Normalized Winter Flounder (Whole Body) Analytical Results

Sample Name: / Date Analyzed:	Units	NB03WWFC-COMP03 12/09/15	NB03WWFC-COMP04 12/09/15	NB03WWFC-COMP05 12/15/15	NB03WWFC-COMP06 10/01/15	NB03WWFN-COMP03 10/01/15
PCB-141	ng/kg	104,000 E	65,200 E	144,000 BE [128,000 BE]	184,000 EJ	104,000 EJ
PCB-142	ng/kg	155 U	126 U	R [R]	298 UJ	138 UJ
PCB-143	ng/kg	299 U	245 U	R [R]	577 UJ	293 J
PCB-144	ng/kg	21,000	14,000	33,600 [29,300]	30,900 J	20,000 J
PCB-145	ng/kg	194 J	137 J	222 U [209 U]	281 UJ	193 J
PCB-146	ng/kg	108,000 E	71,800 E	R [R]	173,000 EJ	R
PCB-147/149	ng/kg	334,000 BE	225,000 BE	509,000 BE [432,000 BE]	411,000 BEJ	328,000 BEJ
PCB-148	ng/kg	3,140	1,960	4,840 [4,130]	4,070 J	2,690 J
PCB-150	ng/kg	3,350	2,120	6,350 [5,390]	5,600 J	3,390 J
PCB-152	ng/kg	815	490	1,210 [1,080]	847 J	607 J
PCB-153/168	ng/kg	1,090,000 E	690,000 E	1,540,000 BE [1,420,000 BE]	3,560,000 BEJ	1,310,000 BEJ
PCB-154	ng/kg	39,100	24,000	62,300 [56,300]	97,900 J	42,800 J
PCB-155	ng/kg	6,380	3,420	11,400 [9,950]	17,000 J	9,580 J
PCB-156/157	ng/kg	93,600	57,400	135,000 [113,000]	214,000 EJ	98,300 EJ
PCB-158	ng/kg	78,100 E	48,300 E	105,000 E [91,600 E]	204,000 EJ	89,200 EJ
PCB-159	ng/kg	127 U	104 U	194 U [183 U]	246 UJ	183 J
PCB-160	ng/kg	572 U	468 U	874 U [824 U]	1,100 UJ	509 UJ
PCB-161	ng/kg	118 U	96.2 U	R [R]	228 UJ	105 UJ
PCB-162	ng/kg	7,960	5,080	9,910 [8,740]	13,000 J	7,570 J
PCB-164	ng/kg	33,300	21,800	49,300 [45,800]	45,600 J	35,900 J
PCB-165	ng/kg	1,480	915	R [R]	3,610 J	1,400 J
PCB-167	ng/kg	41,100	24,600	60,600 [49,900]	93,000 J	43,700 J
PCB-169	ng/kg	136 U	112 U	209 U [196 U]	263 UJ	121 UJ
PCB-170	ng/kg	169,000 E	105,000 E	252,000 E [224,000 E]	418,000 EJ	201,000 EJ
PCB-171/173	ng/kg	R	R	R [R]	161,000 J	R
PCB-172	ng/kg	24,100	15,300	42,000 [37,200]	50,900 J	26,200 J
PCB-174	ng/kg	R	R	R [R]	104,000 J	R
PCB-175	ng/kg	R	R	R [R]	12,300 J	R
PCB-176	ng/kg	10,400	6,650	19,400 [16,300]	21,100 J	10,800 J
PCB-177	ng/kg	R	R	R [R]	108,000 EJ	R
PCB-178	ng/kg	45,800	29,100	R [R]	92,500 J	R
PCB-179	ng/kg	55,300 E	35,000	106,000 E [88,200 E]	110,000 EJ	51,900 EJ
PCB-180/193	ng/kg	507,000 E	324,000 E	819,000 E [730,000 E]	1,510,000 EJ	604,000 EJ
PCB-181	ng/kg	R	R	R [R]	6,610 J	R
PCB-182	ng/kg	R	R	R [R]	5,510 J	R
PCB-183/185	ng/kg	R	R	R [R]	523,000 EJ	R
PCB-184	ng/kg	1,710	1,080	2,320 [2,000]	4,530 J	1,810 J
PCB-186	ng/kg	136 U	112 U	209 U [196 U]	263 UJ	121 UJ
PCB-187	ng/kg	R	R	R [R]	642,000 EJ	R
PCB-188	ng/kg	2,990	1,840	4,840 [4,120]	7,350 J	2,910 J
PCB-189	ng/kg	7,220	4,480	11,800 [10,300]	18,600 J	8,830 J
PCB-190	ng/kg	35,800	22,000	60,700 [54,500]	98,900 J	47,900 J
PCB-191	ng/kg	7,610	4,750	11,500 [9,990]	22,300 J	10,200 J
PCB-192	ng/kg	118 U	96.2 U	R [R]	228 UJ	105 UJ
PCB-194	ng/kg	74,600	44,200	171,000 E [155,000 E]	212,000 EJ	99,200 EJ

Table C-16
Lipid Normalized Winter Flounder (Whole Body) Analytical Results

Sample Name: / Date Analyzed:	Units	NB03WWFC-COMP03 12/09/15	NB03WWFC-COMP04 12/09/15	NB03WWFC-COMP05 12/15/15	NB03WWFC-COMP06 10/01/15	NB03WWFN-COMP03 10/01/15
PCB-195	ng/kg	25,500	15,100	47,200 [40,400]	64,600 J	32,600 J
PCB-196	ng/kg	46,700	28,400	82,000 [69,900]	137,000 J	54,800 J
PCB-197/200	ng/kg	8,560	5,220	18,100 [15,300]	24,000 J	9,330 J
PCB-198/199	ng/kg	98,200	60,200	220,000 [188,000]	246,000 J	93,300 J
PCB-201	ng/kg	17,500	10,500	32,600 [28,200]	44,600 J	18,400 J
PCB-202	ng/kg	57,200	36,600	103,000 [88,300]	124,000 J	57,000 J
PCB-203	ng/kg	86,600 E	53,800	187,000 E [164,000 E]	296,000 EJ	103,000 EJ
PCB-204	ng/kg	198 J	156 U	307 J [275 U]	737 J	215 J
PCB-205	ng/kg	4,080	2,420	8,480 [7,330]	11,500 J	5,160 J
PCB-206	ng/kg	66,800	42,500	165,000 E [142,000 E]	212,000 EJ	75,000 EJ
PCB-207	ng/kg	6,240	4,230	13,700 [11,900]	19,100 J	7,820 J
PCB-208	ng/kg	24,300	17,000	54,600 [48,800]	R	24,700 J
PCB-209	ng/kg	33,800	22,500	71,700 [63,400]	98,400 J	R
Total PCB Congeners (209)	ng/kg	13,400,000 J	8,740,000 J	18,600,000 J [16,300,000 J]	26,800,000 J	13,300,000 J
Semivolatiles						
1,2,4,5-Tetrachlorobenzene	ug/kg	30,000 U	25,000 U	48,000 U [43,000 U]	58,000 U	28,000 U
1,2-Diphenylhydrazine	ug/kg	30,000 U	25,000 U	48,000 U [43,000 U]	58,000 U	28,000 U
1-Methylnaphthalene	ug/kg	480 U	400 U	770 U [680 U]	2,300 U	1,100 U
2,3,4,6-Tetrachlorophenol	ug/kg	120,000 U	100,000 U	190,000 U [170,000 U]	230,000 U	110,000 U
2,4,5-Trichlorophenol	ug/kg	30,000 U	25,000 U	48,000 U [43,000 U]	58,000 U	28,000 U
2,4,6-Trichlorophenol	ug/kg	30,000 U	25,000 U	48,000 U [43,000 U]	58,000 U	28,000 U
2,4-Dichlorophenol	ug/kg	30,000 U	25,000 U	48,000 U [43,000 U]	58,000 U	28,000 U
2,4-Dimethylphenol	ug/kg	30,000 U	25,000 U	48,000 U [43,000 U]	58,000 U	28,000 U
2,4-Dinitrophenol	ug/kg	550,000 U	460,000 U	870,000 U [780,000 U]	1,100,000 U	500,000 U
2,4-Dinitrotoluene	ug/kg	120,000 U	100,000 U	190,000 U [170,000 U]	230,000 U	110,000 U
2,6-Dinitrotoluene	ug/kg	30,000 U	25,000 U	48,000 U [43,000 U]	58,000 U	28,000 U
2-Chloronaphthalene	ug/kg	12,000 U	10,000 U	19,000 U [17,000 U]	23,000 UJ	11,000 UJ
2-Chlorophenol	ug/kg	30,000 U	25,000 U	48,000 U [43,000 U]	58,000 U	28,000 U
2-Methylnaphthalene	ug/kg	480 U	400 U	770 U [680 U]	2,300 U	1,100 U
2-Methylphenol (o-cresol)	ug/kg	30,000 U	25,000 U	48,000 U [43,000 U]	58,000 U	28,000 U
2-Nitroaniline	ug/kg	30,000 U	25,000 U	48,000 U [43,000 U]	58,000 U	28,000 U
2-Nitrophenol	ug/kg	30,000 U	25,000 U	48,000 U [43,000 U]	58,000 U	28,000 U
3,3'-Dichlorobenzidine	ug/kg	180,000 U	150,000 U	290,000 U [260,000 U]	350,000 U	170,000 U
3-Nitroaniline	ug/kg	120,000 U	100,000 U	190,000 U [170,000 U]	230,000 U	110,000 U
4,6-Dinitro-2-methylphenol	ug/kg	300,000 U	250,000 U	480,000 U [430,000 U]	580,000 U	280,000 U
4-Bromophenyl phenyl ether	ug/kg	30,000 U	25,000 U	48,000 U [43,000 U]	58,000 U	28,000 U
4-Chloro-3-methylphenol	ug/kg	30,000 U	25,000 U	48,000 U [43,000 U]	58,000 U	28,000 U
4-Chloroaniline	ug/kg	60,000 U	51,000 U	97,000 U [86,000 U]	120,000 U	55,000 U
4-Chlorophenyl phenyl ether	ug/kg	30,000 U	25,000 U	48,000 U [43,000 U]	58,000 U	28,000 U
4-Methylphenol (p-cresol)	ug/kg	30,000 U	25,000 U	48,000 U [43,000 U]	58,000 U	28,000 U
4-Nitroaniline	ug/kg	120,000 U	100,000 U	190,000 U [170,000 U]	230,000 U	110,000 U
4-Nitrophenol	ug/kg	300,000 U	250,000 U	480,000 U [430,000 U]	580,000 U	280,000 U
Acenaphthene	ug/kg	480 U	400 U	770 U [680 U]	2,300 U	1,100 U
Acenaphthylene	ug/kg	480 U	400 U	770 U [680 U]	2,300 U	1,100 U
Acetophenone	ug/kg	30,000 U	25,000 U	48,000 U [43,000 U]	58,000 U	28,000 U

Table C-16
Lipid Normalized Winter Flounder (Whole Body) Analytical Results

Sample Name: / Date Analyzed:	Units	NB03WWFC-COMP03 12/09/15	NB03WWFC-COMP04 12/09/15	NB03WWFC-COMP05 12/15/15	NB03WWFC-COMP06 10/01/15	NB03WWFN-COMP03 10/01/15
Anthracene	ug/kg	480 U	400 U	770 U [680 U]	2,300 U	1,100 U
Atrazine	ug/kg	60,000 U	51,000 U	97,000 U [86,000 U]	120,000 U	55,000 U
Benzaldehyde	ug/kg	120,000 U	100,000 J	190,000 U [170,000 U]	230,000 U	110,000 U
Benzidine	ug/kg	1,300,000 U	1,100,000 U	2,000,000 U [1,800,000 U]	2,500,000 U	1,200,000 U
Benzo(a)anthracene	ug/kg	480 U	400 U	770 U [680 U]	2,300 U	1,100 U
Benzo(a)pyrene	ug/kg	480 U	400 U	770 U [680 U]	2,300 U	1,100 U
Benzo(b)fluoranthene	ug/kg	480 U	400 U	770 U [680 U]	2,300 U	1,100 U
Benzo(g,h,i)perylene	ug/kg	480 U	400 U	770 U [680 U]	2,300 U	1,100 U
Benzo(j)+(k)fluoranthene	ug/kg	480 U	400 U	770 U [680 U]	2,300 U	1,100 U
Benzo[e]pyrene	ug/kg	480 U	400 U	770 U [680 U]	2,300 U	1,100 U
Benzoic acid	ug/kg	300,000 U	250,000 U	480,000 U [430,000 U]	580,000 U	280,000 U
Benzyl butyl phthalate	ug/kg	120,000 U	100,000 U	190,000 U [170,000 U]	230,000 U	110,000 U
Biphenyl (diphenyl)	ug/kg	30,000 U	25,000 U	48,000 U [43,000 U]	58,000 U	28,000 U
Bis(2-chloroethoxy) methane	ug/kg	30,000 U	25,000 U	48,000 U [43,000 U]	58,000 U	28,000 U
Bis(2-chloroethyl) ether (2-Chloroethyl ether)	ug/kg	30,000 U	25,000 U	48,000 U [43,000 U]	58,000 U	28,000 U
Bis(2-chloroisopropyl) ether	ug/kg	30,000 U	25,000 U	48,000 U [43,000 U]	58,000 U	28,000 U
Bis(2-Ethylhexyl) phthalate	ug/kg	120,000 U	100,000 U	190,000 U [170,000 U]	230,000 U	110,000 U
C1-Chrysenes	ug/kg	480 U	400 U	770 U [680 U]	2,300 U	1,100 U
C1-Fluoranthenes/pyrenes	ug/kg	480 U	400 U	770 U [680 U]	2,300 U	1,100 U
C1-Fluorenes	ug/kg	480 U	400 U	770 U [680 U]	2,300 U	1,100 U
C1-Naphthalenes	ug/kg	480 U	400 U	770 U [680 U]	2,300 U	1,100 U
C1-Phenanthrene/anthracene	ug/kg	480 U	400 U	770 U [680 U]	2,300 U	1,100 U
C2-Chrysene	ug/kg	480 U	400 U	770 U [680 U]	2,300 U	1,100 U
C2-Fluoranthenes/pyrene	ug/kg	480 U	400 U	770 U [680 U]	2,300 U	1,100 U
C2-Fluorenes	ug/kg	480 U	400 U	770 U [680 U]	2,300 U	1,100 U
C2-Naphthalenes	ug/kg	480 U	400 U	770 U [680 U]	2,300 U	1,100 U
C2-Phenanthrene/anthracene	ug/kg	480 U	400 U	770 U [680 U]	2,300 U	1,100 U
C3-Chrysene	ug/kg	480 U	400 U	770 U [680 U]	2,300 U	1,100 U
C3-Fluoranthenes/pyrene	ug/kg	480 U	400 U	770 U [680 U]	2,300 U	1,100 U
C3-Fluorenes	ug/kg	480 U	400 U	770 U [680 U]	2,300 U	1,100 U
C3-Naphthalenes	ug/kg	480 U	400 U	770 U [680 U]	2,300 U	1,100 U
C3-Phenanthrene/anthracene	ug/kg	480 U	400 U	770 U [680 U]	2,300 U	1,100 U
C4-Chrysene	ug/kg	480 U	400 U	770 U [680 U]	2,300 U	1,100 U
C4-Naphthalenes	ug/kg	480 U	400 U	770 U [680 U]	2,300 U	1,100 U
C4-Phenanthrene/anthracene	ug/kg	480 U	400 U	770 U [680 U]	2,300 U	1,100 U
Caprolactam	ug/kg	60,000 U	51,000 U	97,000 U [86,000 U]	120,000 U	55,000 U
Carbazole	ug/kg	30,000 U	25,000 U	48,000 U [43,000 U]	58,000 U	28,000 U
Chrysene	ug/kg	480 U	400 U	770 U [680 U]	2,300 U	1,100 U
Dibenz(a,h)anthracene	ug/kg	480 U	400 U	770 U [680 U]	2,300 U	1,100 U
Dibenzofuran	ug/kg	30,000 U	25,000 U	48,000 U [43,000 U]	58,000 U	28,000 U
Diethyl phthalate	ug/kg	120,000 U	100,000 U	190,000 U [170,000 U]	230,000 U	110,000 U
Dimethyl phthalate	ug/kg	120,000 U	100,000 U	190,000 U [170,000 U]	230,000 U	110,000 U
Di-n-butyl phthalate	ug/kg	120,000 U	100,000 U	190,000 U [170,000 U]	230,000 U	110,000 U
Di-n-octylphthalate	ug/kg	120,000 U	100,000 U	190,000 U [170,000 U]	230,000 U	110,000 U
Fluoranthene	ug/kg	480 U	400 U	770 U [680 U]	2,300 U	1,100 U

Table C-16
Lipid Normalized Winter Flounder (Whole Body) Analytical Results

Sample Name: Date Analyzed:	Units	NB03WWFC-COMP03 12/09/15	NB03WWFC-COMP04 12/09/15	NB03WWFC-COMP05 12/15/15	NB03WWFC-COMP06 10/01/15	NB03WWFN-COMP03 10/01/15
Fluorene	ug/kg	480 U	400 U	770 U [680 U]	2,300 U	1,100 U
Hexachlorobutadiene	ug/kg	30,000 U	25,000 U	48,000 U [43,000 U]	58,000 U	28,000 U
Hexachlorocyclopentadiene	ug/kg	300,000 U	250,000 U	480,000 U [430,000 U]	580,000 U	280,000 U
Hexachloroethane	ug/kg	60,000 U	51,000 U	97,000 U [86,000 U]	120,000 U	55,000 U
Indeno(1,2,3-c,d)pyrene	ug/kg	480 U	400 U	770 U [680 U]	2,300 U	1,100 U
Isophorone	ug/kg	30,000 U	25,000 U	48,000 U [43,000 U]	58,000 U	28,000 U
Naphthalene	ug/kg	480 U	400 U	770 U [680 U]	2,300 U	1,100 U
Nitrobenzene	ug/kg	30,000 U	25,000 U	48,000 U [43,000 U]	58,000 U	28,000 U
N-Nitrosodi-n-propylamine	ug/kg	30,000 U	25,000 U	48,000 U [43,000 U]	58,000 U	28,000 U
N-Nitrosodiphenylamine	ug/kg	30,000 U	25,000 U	48,000 U [43,000 U]	58,000 U	28,000 U
Pentachlorophenol	ug/kg	60,000 U	51,000 U	97,000 U [86,000 U]	120,000 U	55,000 U
Perylene	ug/kg	480 U	400 U	770 U [680 U]	2,300 U	1,100 U
Phenanthrene	ug/kg	480 U	400 U	770 U [680 U]	2,300 U	1,100 U
Phenol	ug/kg	30,000 U	25,000 U	48,000 U [43,000 U]	58,000 U	38,000 J
Pyrene	ug/kg	480 U	400 U	770 U [680 U]	2,300 U	1,100 U
Pyridine	ug/kg	120,000 U	100,000 U	190,000 U [170,000 U]	230,000 U	110,000 U
Total HMW PAHs	ug/kg	480 U	400 U	770 U [680 U]	2,300 U	1,100 U
Total LMW PAHs	ug/kg	480 U	400 U	770 U [680 U]	2,300 U	1,100 U
Total PAHs	ug/kg	480 U	400 U	770 U [680 U]	2,300 U	1,100 U

Table C-16
Lipid Normalized Winter Flounder (Whole Body) Analytical Results

Sample Name: / Date Analyzed:	Units	NB03WWFN-COMP04 10/01/15	NB03WWFN-COMP05 12/09/15	NB03WWFN-COMP06 10/01/15	NB03WWFS-COMP05 10/01/15	NB03WWFS-COMP06 12/09/15
Dioxins/Furans						
1,2,3,4,6,7,8-HpCDD	ng/kg	123 JB	76.8 JB	37.8 JBQ	72.8 JB	49.0 JB
1,2,3,4,6,7,8-HpCDF	ng/kg	126 JB	118 JBQ	53.0 JB	81.3 JB	84.8 JBQ
1,2,3,4,7,8,9-HpCDF	ng/kg	6.69 JB	6.93 U	2.93 JBQ	4.48 U	13.2 JBQ
1,2,3,4,7,8-HxCDD	ng/kg	5.36 JB	5.11 U	2.23 JBQ	2.78 JBQ	7.54 JBQ
1,2,3,4,7,8-HxCDF	ng/kg	33.5 JB	34.6 J	24.1 JBQ	18.7 JBQ	17.8 JBQ
1,2,3,6,7,8-HxCDD	ng/kg	8.81 JBQ	23.9 JQ	12.4 JBQ	16.7 JB	22.2 JB
1,2,3,6,7,8-HxCDF	ng/kg	28.6 JB	33.9 JB	19.3 JB	12.8 JB	39.5 JB
1,2,3,7,8,9-HxCDD	ng/kg	4.28 JBQ	9.85 JBQ	5.44 JBQ	3.26 JB	10.3 JQ
1,2,3,7,8,9-HxCDF	ng/kg	4.81 JBQ	11.6 JB	7.27 JB	7.10 JB	14.0 JBQ
1,2,3,7,8-PCDD	ng/kg	4.00 U	35.5 JBQ	6.73 JBQ	11.0 JBQ	19.8 U
1,2,3,7,8-PCDF	ng/kg	28.1 JBQ	19.7 JBQ	25.0 JBQ	24.9 JBQ	39.2 JB
2,3,4,6,7,8-HxCDF	ng/kg	9.75 JBQ	7.13 J	5.51 JB	11.9 JBQ	11.5 JB
2,3,4,7,8-PCDF	ng/kg	49.7 JB	82.1 JB	43.9 JB	46.9 JB	74.1 JB
2,3,7,8-TCDD	ng/kg	463 B	664	523 B	347 B	339
2,3,7,8-TCDF	ng/kg	142 C	208 C	149 C	142 C	217 CQ
OCDD	ng/kg	1,030 B	484 JB	196 JB	443 JB	229 JB
OCDF	ng/kg	129 JBQ	93.9 JB	29.3 JB	48.2 JB	33.4 JB
Butyltins						
Dibutyltin	ug/kg	81 U	150 U	87 U	110 U	220 U
Monobutyltin	ug/kg	1,300 UCNJ	2,300 UCN	1,300 UCN	1,800 UCNJ	3,400 UCN
Tetra-n-butyltin	ug/kg	110 U	190 U	110 U	140 U	290 U
Tributyltin	ug/kg	340	550	220	340 J	460
Aroclor PCBs						
Aroclor 1016	ug/kg	440 U	800 U	470 U	600 U	1,200 U
Aroclor 1221	ug/kg	560 U	1,000 U	600 U	760 U	1,500 U
Aroclor 1232	ug/kg	1,000 U	1,800 U	1,100 U	1,300 U	2,500 U
Aroclor 1242	ug/kg	410 U	730 U	430 U	550 U	1,100 U
Aroclor 1248	ug/kg	410 U	4,800 PJ	430 U	550 U	8,000 PJN
Aroclor 1254	ug/kg	2,300	8,300 J	430 U	550 U	17,000 J
Aroclor 1260	ug/kg	600 U	3,200 J	1,400 J	3,200 PJ	8,000
Aroclor 1262	ug/kg	410 U	730 U	430 U	550 U	1,100 U
Aroclor 1268	ug/kg	410 U	730 U	430 U	550 U	1,100 U
Total Aroclor PCBs (Sum Of 7 Aroclors)	ug/kg	2,300	16,000 J	1,400 J	3,200 J	33,000 J
Total Aroclor PCBs (Sum Of 9 Aroclors)	ug/kg	2,300	16,000 J	1,400 J	3,200 J	33,000 J
Pesticides						
2,4'-DDD	pg/g	37,100 J	56,000 J	34,500 J	42,600 J	319,000
2,4'-DDE	pg/g	87,500 J	118,000 J	48,500 J	147,000 J	231,000 DJ
2,4'-DDT	pg/g	11,400 J	13,200	4,590 J	10,500 J	81,200
4,4'-DDD	pg/g	471,000 J	452,000	190,000 J	256,000 J	1,390,000
4,4'-DDE	pg/g	2,180,000 BDJ	1,720,000 B	1,090,000 BJ	3,050,000 BDJ	4,800,000 BD
4,4'-DDT	pg/g	61,300 BJ	91,600 B	41,800 BJ	59,400 BJ	397,000 B
Aldrin	pg/g	513 J	888 J	412 J	688 J	1,210 J
Alpha BHC	pg/g	1,300 J	2,940 J	873 J	1,360 J	7,290
Alpha endosulfan	pg/g	3,590 UJ	6,520 U	3,830 UJ	4,780 UJ	9,730 U

Table C-16
Lipid Normalized Winter Flounder (Whole Body) Analytical Results

Sample Name: / Date Analyzed:	Units	NB03WWFN-COMP04 10/01/15	NB03WWFN-COMP05 12/09/15	NB03WWFN-COMP06 10/01/15	NB03WWFS-COMP05 10/01/15	NB03WWFS-COMP06 12/09/15
Beta BHC	pg/g	756 J	1,400 J	659 J	975 J	2,100 J
Beta endosulfan	pg/g	3,640 UJ	6,630 U	3,890 UJ	R	9,880 U
cis-Chlordane	pg/g	359,000 J	383,000	347,000 J	372,000 J	788,000
cis-Nonachlor	pg/g	126,000 J	150,000	105,000 J	115,000 J	297,000
Delta BHC	pg/g	318 UJ	577 U	339 UJ	423 UJ	861 U
Dieldrin	pg/g	169,000 BJ	241,000 J	111,000 BJ	159,000 BJ	515,000
Endosulfan sulfate	pg/g	3,960 UJ	7,190 U	4,220 UJ	5,280 UJ	10,700 U
Endrin	pg/g	869 UJ	2,410 J	927 UJ	1,160 UJ	2,370 J
Endrin aldehyde	pg/g	8,190 UJ	14,900 U	8,730 UJ	10,900 UJ	22,200 U
Endrin ketone	pg/g	4,750 UJ	8,640 U	5,070 UJ	6,330 UJ	12,900 U
Gamma BHC (Lindane)	pg/g	1,180 J	2,520 J	1,160 J	641 UJ	2,410 J
Heptachlor	pg/g	1,040 J	3,690 U	833 J	2,710 UJ	2,170 J
Heptachlor epoxide	pg/g	39,900 J	69,200	29,700 J	38,600 J	121,000
Hexachlorobenzene	pg/g	75,600 BJ	141,000 B	86,000 BJ	40,300 BJ	104,000 B
Methoxychlor	pg/g	2,430 UJ	4,420 U	2,590 UJ	3,240 UJ	6,590 U
Mirex	pg/g	3,610 J	5,750	3,860 J	6,770 J	R
Oxychlordane	pg/g	16,900 J	24,800	13,600 J	20,000 J	76,100
Trans-chlordane	pg/g	138,000 BJ	207,000 B	93,300 BJ	113,000 BJ	371,000 B
Trans-heptachlor epoxide	pg/g	20,100 J	1,930 U	24,700 J	27,300 J	2,880 U
Trans-nonachlor	pg/g	341,000 BJ	377,000 J	238,000 BJ	303,000 BJ	929,000
Total Alpha + Gamma Chlordane	pg/g	496,000 J	590,000	441,000 J	484,000 J	1,160,000
Total DDT (2,4)	pg/g	136,000 J	187,000 J	87,600 J	200,000 J	630,000 J
Total DDT (4,4)	pg/g	2,710,000 J	2,260,000	1,320,000 J	3,370,000 J	6,580,000
Total DDT (2,4 & 4,4)	pg/g	2,840,000 J	2,450,000 J	1,410,000 J	3,570,000 J	7,210,000 J
PCB Congeners						
PCB-1	ng/kg	2,840 BJ	4,980 B	2,700 BJ	4,770 BJ	10,100
PCB-2	ng/kg	115 J	79.3 U	107 J	220 J	217 J
PCB-3	ng/kg	66.3 UJ	675	72.0 U	88.3 UJ	531 J
PCB-4	ng/kg	24,800 BEJ	38,200 E	18,500 BJ	30,500 BEJ	94,900 E
PCB-5	ng/kg	189 J	269 J	125 J	312 J	268 J
PCB-6	ng/kg	4,790 BJ	7,420	3,550 BJ	5,440 BJ	10,300
PCB-7	ng/kg	534 J	597	295 J	503 J	1,160
PCB-8	ng/kg	R	23,900 B	10,300 BJ	19,100 BJ	34,100
PCB-9	ng/kg	1,140 J	1,490	733 J	1,190 J	2,250
PCB-10	ng/kg	2,420 J	4,810	2,190 J	3,690 J	13,100
PCB-11	ng/kg	205 UJ	4,440	3,790 BJ	4,140 BJ	5,560 B
PCB-12/13	ng/kg	725 J	922	499 J	682 J	649 J
PCB-14	ng/kg	48.3 UJ	90.7 U	52.3 UJ	64.3 UJ	132 U
PCB-15	ng/kg	4,540 BJ	5,470 B	2,710 BJ	4,280 BJ	4,410 B
PCB-16	ng/kg	19,200 BEJ	27,400 B	11,600 BJ	15,300 BJ	31,000 B
PCB-17	ng/kg	45,100 BEJ	57,000 BE	29,800 BEJ	38,700 BEJ	76,900 E
PCB-18/30	ng/kg	64,400 BEJ	86,800 E	45,300 BEJ	62,000 BEJ	124,000 BE
PCB-19	ng/kg	19,000 EJ	26,500	13,300 J	19,300 J	47,600
PCB-20/28	ng/kg	364,000 BEJ	341,000 BE	215,000 BEJ	270,000 BEJ	486,000 BE
PCB-21/33	ng/kg	27,800 J	37,700	18,100 J	25,300 J	31,900

Table C-16
Lipid Normalized Winter Flounder (Whole Body) Analytical Results

Sample Name: / Date Analyzed:	Units	NB03WWFN-COMP04 10/01/15	NB03WWFN-COMP05 12/09/15	NB03WWFN-COMP06 10/01/15	NB03WWFS-COMP05 10/01/15	NB03WWFS-COMP06 12/09/15
PCB-22	ng/kg	53,800 BEJ	53,900 BE	30,600 BEJ	42,100 BEJ	64,600 BE
PCB-23	ng/kg	83.8 J	136 J	68.7 J	91.7 J	162 J
PCB-24	ng/kg	1,020 J	113 U	693 J	698 J	165 U
PCB-25	ng/kg	16,300 J	17,600	11,600 J	10,800 J	21,000
PCB-26/29	ng/kg	41,500 EJ	50,600	31,800 J	34,800 J	62,400
PCB-27	ng/kg	15,900 J	26,700	11,800 J	17,700 J	39,300
PCB-31	ng/kg	192,000 BEJ	228,000 BE	130,000 BEJ	187,000 BEJ	280,000 BE
PCB-32	ng/kg	73,100 BEJ	89,000 BE	40,100 BEJ	66,300 BEJ	132,000 E
PCB-34	ng/kg	694 J	1,380	658 J	867 J	1,370
PCB-35	ng/kg	245 J	245	211 J	72.3 UJ	149 U
PCB-36	ng/kg	48.3 UJ	90.7 U	52.3 UJ	64.3 UJ	132 U
PCB-37	ng/kg	10,400 J	8,860	7,070 J	6,120 J	10,900
PCB-38	ng/kg	208 J	292	297 J	187 J	359
PCB-39	ng/kg	744 J	950	680 J	604 J	854
PCB-40/71	ng/kg	159,000 EJ	249,000 E	109,000 EJ	159,000 EJ	249,000 E
PCB-41	ng/kg	6,880 J	8,860	4,800 J	5,920 J	693 U
PCB-42	ng/kg	42,400 EJ	52,800	34,100 J	27,000 J	52,000
PCB-43	ng/kg	4,660 J	8,600	3,870 J	4,830 J	7,830
PCB-44/47/65	ng/kg	376,000 EJ	531,000 E	329,000 EJ	382,000 EJ	642,000 BE
PCB-45	ng/kg	19,100 J	29,900	12,100 J	14,800 J	33,900
PCB-46	ng/kg	6,880 J	12,200	5,710 J	6,430 J	12,300
PCB-48	ng/kg	37,700 EJ	56,600	27,900 J	33,600 J	49,700
PCB-49/69	ng/kg	277,000 EJ	355,000 E	220,000 EJ	233,000 EJ	395,000 BE
PCB-50/53	ng/kg	26,300 J	44,900	22,100 J	25,400 J	57,600
PCB-51	ng/kg	34,200 J	54,200	27,500 J	32,600 J	54,100
PCB-52	ng/kg	239,000 BEJ	350,000 BE	207,000 BEJ	241,000 BEJ	469,000 BE
PCB-54	ng/kg	2,810 J	4,320	2,030 J	2,750 J	4,080
PCB-55	ng/kg	2,080 J	3,280	1,500 J	2,860 J	198 U
PCB-56	ng/kg	78,100 EJ	88,400 E	55,900 EJ	57,300 EJ	108,000 E
PCB-57	ng/kg	1,580 J	3,020	1,560 J	1,770 J	2,810
PCB-58	ng/kg	1,340 J	2,060	1,230 J	1,280 J	1,900
PCB-60	ng/kg	85,600 EJ	76,700 E	53,700 EJ	73,300 EJ	131,000 E
PCB-61/70/74/76	ng/kg	731,000 EJ	776,000 E	581,000 EJ	738,000 EJ	1,050,000 E
PCB-62/75	ng/kg	40,300 J	54,300	33,400 J	39,300 J	71,700
PCB-63	ng/kg	11,400 J	16,100	8,130 J	10,300 J	22,900
PCB-64	ng/kg	220,000 EJ	245,000 E	164,000 EJ	196,000 EJ	310,000 BE
PCB-66	ng/kg	581,000 BEJ	542,000 BE	432,000 BEJ	478,000 BEJ	807,000 BE
PCB-67	ng/kg	7,060 J	9,060	5,250 J	5,810 J	9,920
PCB-68	ng/kg	3,640 J	6,750	3,680 J	4,230 J	9,030
PCB-72	ng/kg	6,750 J	13,600	8,530 J	9,080 J	16,100
PCB-73	ng/kg	1,570 J	4,030	1,780 J	1,950 J	231 U
PCB-77	ng/kg	21,100 J	23,500	17,600 J	19,300 J	40,500
PCB-78	ng/kg	96.3 UJ	182 U	105 UJ	128 UJ	264 U
PCB-79	ng/kg	1,140 J	2,260	1,120 J	1,290 J	2,980
PCB-80	ng/kg	66.3 UJ	125 U	72.0 UJ	88.3 UJ	181 U

Table C-16
Lipid Normalized Winter Flounder (Whole Body) Analytical Results

Sample Name: / Date Analyzed:	Units	NB03WWFN-COMP04 10/01/15	NB03WWFN-COMP05 12/09/15	NB03WWFN-COMP06 10/01/15	NB03WWFS-COMP05 10/01/15	NB03WWFS-COMP06 12/09/15
PCB-81	ng/kg	744 J	782	529 J	648 J	1,480
PCB-82	ng/kg	22,000 J	28,300	16,000 J	17,600 J	29,200
PCB-83	ng/kg	7,190 J	11,100	7,070 J	6,610 J	17,300
PCB-84	ng/kg	45,300 EJ	72,600 E	35,300 J	45,400 J	87,100
PCB-85/116/117	ng/kg	146,000 EJ	159,000	125,000 EJ	144,000 J	292,000
PCB-86/87/97/109/119/125	ng/kg	223,000 EJ	300,000	220,000 J	239,000 J	402,000
PCB-88	ng/kg	207 J	249 U	367 J	177 UJ	363 U
PCB-89	ng/kg	4,130 J	5,220	3,110 J	3,780 J	5,310
PCB-90/101/113	ng/kg	271,000 BEJ	466,000 E	324,000 BEJ	327,000 BEJ	634,000 BE
PCB-91	ng/kg	59,600 EJ	83,200 E	43,500 EJ	53,800 EJ	105,000 E
PCB-92	ng/kg	63,100 EJ	117,000 E	73,300 EJ	81,600 EJ	151,000 E
PCB-93/100	ng/kg	20,300 J	38,600	30,700 J	31,200 J	43,900
PCB-94	ng/kg	1,760 J	3,570	1,500 J	1,930 J	3,590
PCB-95	ng/kg	173,000 EJ	242,000 E	117,000 EJ	165,000 EJ	424,000 E
PCB-96	ng/kg	1,510 J	3,010	1,090 J	1,690 J	3,250
PCB-98/102	ng/kg	16,300 J	28,000	13,400 J	16,300 J	31,000
PCB-99	ng/kg	424,000 EJ	635,000 E	542,000 EJ	540,000 EJ	1,070,000 E
PCB-103	ng/kg	4,180 J	9,740	5,970 J	5,030 J	11,100
PCB-104	ng/kg	913 J	1,450	813 J	758 J	1,300
PCB-105	ng/kg	202,000 EJ	217,000 E	182,000 EJ	207,000 EJ	466,000 E
PCB-106	ng/kg	103 UJ	192 U	111 UJ	137 UJ	281 U
PCB-107	ng/kg	37,000 EJ	52,500	34,100 J	36,500 J	65,100
PCB-108/124	ng/kg	13,600 J	21,500	15,000 J	17,600 J	29,500
PCB-110/115	ng/kg	605,000 EJ	753,000 BE	569,000 EJ	613,000 EJ	R
PCB-111	ng/kg	669 J	1,780	1,230 J	1,200 J	2,560
PCB-112	ng/kg	1,330 J	159 U	2,760 J	2,110 J	231 U
PCB-114	ng/kg	17,500 J	16,600	14,300 J	17,700 J	35,600
PCB-118	ng/kg	756,000 EJ	793,000 BE	667,000 EJ	752,000 EJ	1,390,000 BE
PCB-120	ng/kg	3,110 J	6,560	5,270 J	5,060 J	11,200
PCB-121	ng/kg	296 J	797	591 J	547 J	1,020
PCB-122	ng/kg	1,700 J	2,350	1,390 J	1,390 J	2,830
PCB-123	ng/kg	14,400 J	17,200	13,700 J	14,700 J	26,800
PCB-126	ng/kg	1,450 J	1,500	1,470 J	1,580 J	R
PCB-127	ng/kg	888 J	1,330	1,040 J	1,100 J	2,150
PCB-128/166	ng/kg	106,000 EJ	120,000	90,700 EJ	109,000 EJ	256,000 E
PCB-129/138/163	ng/kg	788,000 EJ	1,080,000 E	853,000 EJ	933,000 EJ	2,020,000 E
PCB-130	ng/kg	22,800 J	33,300	19,300 J	22,000 J	46,300
PCB-131	ng/kg	2,790 J	4,440	2,150 J	2,760 J	4,750
PCB-132	ng/kg	91,900 EJ	125,000 E	68,700 EJ	95,800 EJ	154,000 E
PCB-133	ng/kg	16,100 J	24,200	12,500 J	15,600 J	34,100
PCB-134	ng/kg	18,700 J	31,000	13,500 J	21,900 J	38,100
PCB-135/151	ng/kg	112,000 EJ	205,000 E	101,000 EJ	153,000 EJ	290,000 E
PCB-136	ng/kg	21,800 J	39,200	17,100 J	29,000 J	59,300
PCB-137	ng/kg	33,200 J	38,900	37,100 J	40,400 J	88,600
PCB-139/140	ng/kg	12,600 J	17,800	14,900 J	16,800 J	34,100

Table C-16
Lipid Normalized Winter Flounder (Whole Body) Analytical Results

Sample Name: / Date Analyzed:	Units	NB03WWFN-COMP04 10/01/15	NB03WWFN-COMP05 12/09/15	NB03WWFN-COMP06 10/01/15	NB03WWFS-COMP05 10/01/15	NB03WWFS-COMP06 12/09/15
PCB-141	ng/kg	93,100 EJ	114,000 E	75,300 EJ	110,000 EJ	193,000 E
PCB-142	ng/kg	103 UJ	192 U	111 UJ	137 UJ	281 U
PCB-143	ng/kg	455 J	374 U	351 J	265 UJ	546 U
PCB-144	ng/kg	12,400 J	23,300	13,700 J	17,900 J	35,400
PCB-145	ng/kg	125 J	225 J	105 UJ	166 J	264 U
PCB-146	ng/kg	R	123,000 E	75,300 EJ	83,300 EJ	183,000 E
PCB-147/149	ng/kg	216,000 BEJ	375,000 BE	181,000 BEJ	267,000 BEJ	559,000 BE
PCB-148	ng/kg	1,080 J	3,310	2,030 J	2,220 J	4,540
PCB-150	ng/kg	2,100 J	4,580	2,560 J	3,160 J	5,950
PCB-152	ng/kg	440 J	1,000	353 J	624 J	847
PCB-153/168	ng/kg	588,000 BEJ	1,190,000 E	1,020,000 BEJ	1,050,000 BEJ	2,440,000 BE
PCB-154	ng/kg	15,800 J	48,900	33,700 J	36,100 J	79,300
PCB-155	ng/kg	8,250 J	8,550	7,200 J	9,750 J	12,100
PCB-156/157	ng/kg	78,100 EJ	87,800	70,000 J	88,300 J	193,000
PCB-158	ng/kg	63,100 EJ	79,000 E	62,500 EJ	79,300 EJ	180,000 E
PCB-159	ng/kg	130 J	159 U	91.3 UJ	113 UJ	231 U
PCB-160	ng/kg	380 UJ	714 U	412 UJ	507 UJ	1,040 U
PCB-161	ng/kg	81.9 J	148 U	85.3 UJ	104 UJ	215 U
PCB-162	ng/kg	6,880 J	8,660	5,060 J	6,390 J	13,600
PCB-164	ng/kg	26,400 J	36,700	21,500 J	28,200 J	53,100
PCB-165	ng/kg	625 J	1,780	1,150 J	1,090 J	2,390
PCB-167	ng/kg	33,000 J	40,900	31,300 J	37,400 J	79,700
PCB-169	ng/kg	90.6 UJ	170 U	98.0 UJ	121 UJ	247 U
PCB-170	ng/kg	205,000 EJ	180,000 E	130,000 EJ	174,000 EJ	385,000 E
PCB-171/173	ng/kg	R	R	46,900 J	56,300 J	129,000
PCB-172	ng/kg	21,800 J	27,800	18,800 J	25,300 J	48,500
PCB-174	ng/kg	R	R	43,200 EJ	65,900 EJ	115,000 E
PCB-175	ng/kg	R	R	4,590 J	5,460 J	R
PCB-176	ng/kg	10,300 J	12,700	7,400 J	10,600 J	22,500
PCB-177	ng/kg	R	R	47,900 EJ	62,300 EJ	120,000 E
PCB-178	ng/kg	R	56,500	34,400 J	42,300 J	76,900
PCB-179	ng/kg	52,000 EJ	70,200 E	37,600 J	56,100 EJ	92,000
PCB-180/193	ng/kg	424,000 EJ	589,000 E	463,000 EJ	542,000 EJ	1,170,000 E
PCB-181	ng/kg	R	R	1,830 J	2,080 J	R
PCB-182	ng/kg	R	R	1,890 J	2,130 J	3,810
PCB-183/185	ng/kg	R	R	142,000 EJ	190,000 EJ	R
PCB-184	ng/kg	806 J	2,020	1,540 J	1,480 J	3,150
PCB-186	ng/kg	90.6 UJ	170 U	98.0 UJ	121 UJ	247 U
PCB-187	ng/kg	R	R	230,000 EJ	304,000 EJ	R
PCB-188	ng/kg	2,180 J	3,420	2,410 J	2,920 J	6,190
PCB-189	ng/kg	6,440 J	8,410	6,260 J	7,680 J	15,200
PCB-190	ng/kg	43,900 EJ	44,900	28,900 J	44,400 J	95,900
PCB-191	ng/kg	6,310 J	9,110	6,290 J	8,670 J	20,200
PCB-192	ng/kg	92.5 J	148 U	85.3 UJ	104 UJ	215 U
PCB-194	ng/kg	91,300 EJ	117,000 E	66,300 EJ	118,000 EJ	186,000 E

Table C-16
Lipid Normalized Winter Flounder (Whole Body) Analytical Results

Sample Name: / Date Analyzed:	Units	NB03WWFN-COMP04 10/01/15	NB03WWFN-COMP05 12/09/15	NB03WWFN-COMP06 10/01/15	NB03WWFS-COMP05 10/01/15	NB03WWFS-COMP06 12/09/15
PCB-195	ng/kg	40,700 J	30,100	18,300 J	35,300 J	69,500
PCB-196	ng/kg	42,600 J	51,100	37,500 J	61,400 J	125,000
PCB-197/200	ng/kg	7,810 J	9,970	7,130 J	11,700 J	21,400
PCB-198/199	ng/kg	103,000 J	109,000	85,300 J	133,000 J	212,000
PCB-201	ng/kg	12,000 J	19,300	12,800 J	20,700 J	36,400
PCB-202	ng/kg	45,700 J	74,500	37,300 J	62,600 J	96,300
PCB-203	ng/kg	76,900 EJ	122,000 E	77,300 EJ	123,000 EJ	241,000 E
PCB-204	ng/kg	127 UJ	269 J	230 J	285 J	420 J
PCB-205	ng/kg	4,150 J	5,770	3,360 J	6,070 J	11,800
PCB-206	ng/kg	65,600 EJ	105,000 E	62,700 EJ	105,000 EJ	171,000 E
PCB-207	ng/kg	5,150 J	9,090	4,920 J	10,200 J	16,400
PCB-208	ng/kg	23,400 J	31,500	R	37,800 J	52,400
PCB-209	ng/kg	R	50,100	23,400 J	58,300 J	R
Total PCB Congeners (209)	ng/kg	10,800,000 J	14,500,000 J	10,600,000 J	12,700,000 J	22,100,000 J
Semivolatiles						
1,2,4,5-Tetrachlorobenzene	ug/kg	21,000 U	38,000 U	22,000 U	28,000 U	56,000 U
1,2-Diphenylhydrazine	ug/kg	21,000 U	38,000 U	22,000 U	28,000 U	56,000 U
1-Methylnaphthalene	ug/kg	810 U	600 U	870 U	1,100 UJ	900 U
2,3,4,6-Tetrachlorophenol	ug/kg	81,000 U	150,000 U	87,000 U	110,000 U	220,000 U
2,4,5-Trichlorophenol	ug/kg	21,000 U	38,000 U	22,000 U	28,000 U	56,000 U
2,4,6-Trichlorophenol	ug/kg	21,000 U	38,000 U	22,000 U	28,000 U	56,000 U
2,4-Dichlorophenol	ug/kg	21,000 U	38,000 U	22,000 U	28,000 U	56,000 U
2,4-Dimethylphenol	ug/kg	21,000 U	38,000 U	22,000 U	28,000 U	56,000 U
2,4-Dinitrophenol	ug/kg	370,000 U	670,000 U	390,000 U	500,000 U	1,000,000 U
2,4-Dinitrotoluene	ug/kg	81,000 U	150,000 U	87,000 U	110,000 U	220,000 U
2,6-Dinitrotoluene	ug/kg	21,000 U	38,000 U	22,000 U	28,000 U	56,000 U
2-Chloronaphthalene	ug/kg	8,100 UJ	15,000 U	8,700 UJ	11,000 UJ	22,000 U
2-Chlorophenol	ug/kg	21,000 U	38,000 U	22,000 U	28,000 U	56,000 U
2-Methylnaphthalene	ug/kg	810 U	600 U	870 U	1,100 UJ	900 U
2-Methylphenol (o-cresol)	ug/kg	21,000 U	38,000 U	22,000 U	28,000 U	56,000 U
2-Nitroaniline	ug/kg	21,000 U	38,000 U	22,000 U	28,000 U	56,000 U
2-Nitrophenol	ug/kg	21,000 U	38,000 U	22,000 U	28,000 U	56,000 U
3,3'-Dichlorobenzidine	ug/kg	130,000 U	230,000 U	130,000 U	170,000 U	340,000 U
3-Nitroaniline	ug/kg	81,000 U	150,000 U	87,000 U	110,000 U	220,000 U
4,6-Dinitro-2-methylphenol	ug/kg	210,000 U	380,000 U	220,000 U	280,000 U	560,000 U
4-Bromophenyl phenyl ether	ug/kg	21,000 U	38,000 U	22,000 U	28,000 U	56,000 U
4-Chloro-3-methylphenol	ug/kg	21,000 U	38,000 U	22,000 U	28,000 U	56,000 U
4-Chloroaniline	ug/kg	41,000 U	75,000 U	44,000 U	56,000 U	110,000 U
4-Chlorophenyl phenyl ether	ug/kg	21,000 U	38,000 U	22,000 U	28,000 U	56,000 U
4-Methylphenol (p-cresol)	ug/kg	21,000 U	38,000 U	22,000 U	28,000 U	56,000 U
4-Nitroaniline	ug/kg	81,000 U	150,000 U	87,000 U	110,000 U	220,000 U
4-Nitrophenol	ug/kg	210,000 U	380,000 U	220,000 U	280,000 U	560,000 U
Acenaphthene	ug/kg	810 U	600 U	870 U	1,100 UJ	900 U
Acenaphthylene	ug/kg	810 U	600 U	870 U	1,100 UJ	900 U
Acetophenone	ug/kg	21,000 U	38,000 U	22,000 U	28,000 U	56,000 U

Table C-16
Lipid Normalized Winter Flounder (Whole Body) Analytical Results

Sample Name: / Date Analyzed:	Units	NB03WWFN-COMP04 10/01/15	NB03WWFN-COMP05 12/09/15	NB03WWFN-COMP06 10/01/15	NB03WWFS-COMP05 10/01/15	NB03WWFS-COMP06 12/09/15
Anthracene	ug/kg	810 U	600 U	870 U	1,100 UJ	900 U
Atrazine	ug/kg	41,000 U	75,000 U	44,000 U	56,000 U	110,000 U
Benzaldehyde	ug/kg	81,000 U	150,000 U	87,000 U	110,000 U	220,000 U
Benzidine	ug/kg	880,000 U	1,600,000 U	930,000 U	1,200,000 U	2,400,000 U
Benzo(a)anthracene	ug/kg	810 U	600 U	870 U	1,100 UJ	900 U
Benzo(a)pyrene	ug/kg	810 U	600 U	870 U	1,100 UJ	900 U
Benzo(b)fluoranthene	ug/kg	810 U	600 U	870 U	1,100 UJ	900 U
Benzo(g,h,i)perylene	ug/kg	810 U	600 U	870 U	1,100 UJ	900 U
Benzo(j)+(k)fluoranthene	ug/kg	810 U	600 U	870 U	1,100 UJ	900 U
Benzo[e]pyrene	ug/kg	810 U	600 U	870 U	1,100 U	900 U
Benzoic acid	ug/kg	210,000 U	380,000 U	220,000 U	280,000 U	560,000 U
Benzyl butyl phthalate	ug/kg	81,000 U	150,000 U	87,000 U	110,000 U	220,000 U
Biphenyl (diphenyl)	ug/kg	21,000 U	38,000 U	22,000 U	28,000 U	56,000 U
Bis(2-chloroethoxy) methane	ug/kg	21,000 U	38,000 U	22,000 U	28,000 U	56,000 U
Bis(2-chloroethyl) ether (2-Chloroethyl ether)	ug/kg	21,000 U	38,000 U	22,000 U	28,000 U	56,000 U
Bis(2-chloroisopropyl) ether	ug/kg	21,000 U	38,000 U	22,000 U	28,000 U	56,000 U
Bis(2-Ethylhexyl) phthalate	ug/kg	81,000 U	150,000 U	87,000 U	110,000 U	220,000 U
C1-Chrysenes	ug/kg	810 U	600 U	870 U	1,100 U	900 U
C1-Fluoranthenes/pyrenes	ug/kg	810 U	600 U	870 U	1,100 U	900 U
C1-Fluorenes	ug/kg	810 U	600 U	870 U	1,100 U	900 U
C1-Naphthalenes	ug/kg	810 U	600 U	870 U	1,100 U	900 U
C1-Phenanthrene/anthracene	ug/kg	810 U	600 U	870 U	1,100 U	900 U
C2-Chrysene	ug/kg	810 U	600 U	870 U	1,100 U	900 U
C2-Fluoranthenes/pyrene	ug/kg	810 U	600 U	870 U	1,100 U	900 U
C2-Fluorenes	ug/kg	810 U	600 U	870 U	1,100 U	900 U
C2-Naphthalenes	ug/kg	810 U	600 U	870 U	1,100 U	900 U
C2-Phenanthrene/anthracene	ug/kg	810 U	600 U	870 U	1,100 U	900 U
C3-Chrysene	ug/kg	810 U	600 U	870 U	1,100 U	900 U
C3-Fluoranthenes/pyrene	ug/kg	810 U	600 U	870 U	1,100 U	900 U
C3-Fluorenes	ug/kg	810 U	600 U	870 U	1,100 U	900 U
C3-Naphthalenes	ug/kg	810 U	600 U	870 U	1,100 U	900 U
C3-Phenanthrene/anthracene	ug/kg	810 U	600 U	870 U	1,100 U	900 U
C4-Chrysene	ug/kg	810 U	600 U	870 U	1,100 U	900 U
C4-Naphthalenes	ug/kg	810 U	600 U	870 U	1,100 U	900 U
C4-Phenanthrene/anthracene	ug/kg	810 U	600 U	870 U	1,100 U	900 U
Caprolactam	ug/kg	41,000 U	75,000 U	44,000 U	56,000 U	110,000 U
Carbazole	ug/kg	21,000 U	38,000 U	22,000 U	28,000 U	56,000 U
Chrysene	ug/kg	810 U	600 U	870 U	1,100 UJ	900 U
Dibenz(a,h)anthracene	ug/kg	810 U	600 U	870 U	1,100 UJ	900 U
Dibenzofuran	ug/kg	21,000 U	38,000 U	22,000 U	28,000 U	56,000 U
Diethyl phthalate	ug/kg	81,000 U	150,000 U	87,000 U	110,000 U	220,000 U
Dimethyl phthalate	ug/kg	81,000 U	150,000 U	87,000 U	110,000 U	220,000 U
Di-n-butyl phthalate	ug/kg	81,000 U	150,000 U	87,000 U	110,000 U	220,000 U
Di-n-octylphthalate	ug/kg	81,000 U	150,000 U	87,000 U	110,000 U	220,000 U
Fluoranthene	ug/kg	810 U	600 U	870 U	1,100 UJ	900 U

Table C-16
Lipid Normalized Winter Flounder (Whole Body) Analytical Results

Sample Name: / Date Analyzed:	Units	NB03WWFN-COMP04 10/01/15	NB03WWFN-COMP05 12/09/15	NB03WWFN-COMP06 10/01/15	NB03WWFS-COMP05 10/01/15	NB03WWFS-COMP06 12/09/15
Fluorene	ug/kg	810 U	600 U	870 U	1,100 UJ	900 U
Hexachlorobutadiene	ug/kg	21,000 U	38,000 U	22,000 U	28,000 U	56,000 U
Hexachlorocyclopentadiene	ug/kg	210,000 U	380,000 U	220,000 U	280,000 U	560,000 U
Hexachloroethane	ug/kg	41,000 U	75,000 U	44,000 U	56,000 U	110,000 U
Indeno(1,2,3-c,d)pyrene	ug/kg	810 U	600 U	870 U	1,100 UJ	900 U
Isophorone	ug/kg	21,000 U	38,000 U	22,000 U	28,000 U	56,000 U
Naphthalene	ug/kg	810 U	600 U	870 U	1,100 UJ	900 U
Nitrobenzene	ug/kg	21,000 U	38,000 U	22,000 U	28,000 U	56,000 U
N-Nitrosodi-n-propylamine	ug/kg	21,000 U	38,000 U	22,000 U	28,000 U	56,000 U
N-Nitrosodiphenylamine	ug/kg	21,000 U	38,000 U	22,000 U	28,000 U	56,000 U
Pentachlorophenol	ug/kg	41,000 U	75,000 U	44,000 U	56,000 U	110,000 U
Perylene	ug/kg	810 U	600 U	870 U	1,100 U	900 U
Phenanthrene	ug/kg	810 U	600 U	870 U	1,100 UJ	900 U
Phenol	ug/kg	25,000 J	38,000 U	22,000 U	49,000 J	56,000 U
Pyrene	ug/kg	810 U	600 U	870 U	1,100 UJ	900 U
Pyridine	ug/kg	81,000 U	150,000 U	87,000 U	110,000 U	220,000 U
Total HMW PAHs	ug/kg	810 U	600 U	870 U	1,100 U	900 U
Total LMW PAHs	ug/kg	810 U	600 U	870 U	1,100 U	900 U
Total PAHs	ug/kg	810 U	600 U	870 U	1,100 U	900 U

Table C-16
Lipid Normalized Winter Flounder (Whole Body) Analytical Results

Notes:

1. Totals were calculated using detected values only. If all analytes that make up a given total are non-detect, the total will be reported as the highest detection limit of the individual analytes and will be qualified with a "U" flag to indicate it is a non-detect.
2. Total PCB Congeners (209) = sum of 209 individual congener PCBs
3. Total Aroclor PCBs (Sum of 7 Aroclors) = sum of Aroclor-1016, Aroclor-1221, Aroclor-1232, Aroclor-1242, Aroclor-1248, Aroclor-1254, and Aroclor-1260
4. Total Aroclor PCBs (Sum of 9 Aroclors) = sum of Aroclor-1016, Aroclor-1221, Aroclor-1232, Aroclor-1242, Aroclor-1248, Aroclor-1254, Aroclor-1260, Aroclor-1262, and Aroclor-1268
5. Total Alpha + Gamma Chlordane = sum of alpha-Chlordane and gamma-Chlordane
6. Total DDT (2,4) = sum of 2,4'-DDD, 2,4'-DDE, and 2,4'-DDT
7. Total DDT (4,4) = sum of 4,4'-DDD, 4,4'-DDE, and 4,4'-DDT
8. Total DDT (2,4 & 4,4) = sum of 2,4'-DDD, 2,4'-DDE, 2,4'-DDT, 4,4'-DDD, 4,4'-DDE, and 4,4'-DDT
9. Total HMW PAHs = sum of fluoranthene, pyrene, benzo(a)anthracene, chrysene, benzo(b)fluoranthene, benzo(k)fluoranthene, benzo(a)pyrene, indeno(1,2,3-cd)pyrene, dibenzo(a,h)anthracene, and benzo(g,h,i)perylene.
10. Total LMW PAHs = sum of naphthalene, 2-methylnaphthalene, acenaphthylene, acenaphthene, fluorene, phenanthrene, and anthracene.
11. Total PAHs = sum of Total LMW PAHs and Total HMW PAHs.

DDD = dichlorodiphenyldichloroethane
DDE = dichlorodiphenyldichloroethylene
DDT = dichlorodiphenyltrichloroethane
HMW = high molecular weight
LMW = low molecular weight
PAH = polycyclic aromatic hydrocarbon
PCB = polychlorinated biphenyl

% = percent
mg/kg = milligrams per kilogram
ng/g = nanograms per gram
ng/kg = nanograms per kilogram
pg/g = picograms per gram
ug/kg = micrograms per kilogram

Table C-17
American Eel (Fillet) Analytical Results

Location ID: / Date Analyzed:	Units	NB03FAEC076 01/18/16	NB03FAEC502 01/18/16	NB03FAEC508 10/01/15	NB03FAEC-COMP01 01/18/16	NB03FAEC-COMP02 01/18/16	NB03FAEC-COMP03 01/18/16
Dioxins/Furans							
1,2,3,4,6,7,8-HEPTACHLORODIBENZOFURAN	ng/kg	4.85 JB	6.56 B	1.52 JB	4.38 JB	3.21 JB	2.77 JB
1,2,3,4,6,7,8-HEPTACHLORODIBENZO-P-DIOXIN	ng/kg	1.91 JB	2.6 JB	0.439 JB	1.42 JB	0.146 JBQ	0.48 JB
1,2,3,4,7,8,9-HEPTACHLORODIBENZOFURAN	ng/kg	0.128 U	0.227 JBQ	0.0545 JBQ	0.262 JBQ	0.11 U	0.119 U
1,2,3,4,7,8-HEXACHLORODIBENZOFURAN	ng/kg	4.17 JB	3.38 JB	1.11 JB	1.35 JB	0.785 JBQ	0.903 JB
1,2,3,4,7,8-HEXACHLORODIBENZO-P-DIOXIN	ng/kg	0.388 JBQ	0.932 JB	0.163 JBQ	0.225 JQ	0.106 JQ	0.218 JQ
1,2,3,6,7,8-HEXACHLORODIBENZOFURAN	ng/kg	2.35 JB	2.33 JB	0.542 JB	1.65 JBQ	1.09 JB	1.76 JB
1,2,3,6,7,8-HEXACHLORODIBENZO-P-DIOXIN	ng/kg	2.4 J	3.25 J	0.717 JB	1.29 J	0.819 J	1.33 J
1,2,3,7,8,9-HEXACHLORODIBENZOFURAN	ng/kg	0.0726 U	0.114 JB	0.0459 JBQ	0.0801 U	0.154 JBQ	0.119 JBQ
1,2,3,7,8,9-HEXACHLORODIBENZO-P-DIOXIN	ng/kg	0.451 JBQ	0.537 JBQ	0.139 JBQ	0.254 JBQ	0.0814 JB	0.15 JBQ
1,2,3,7,8-PENTACHLORODIBENZOFURAN	ng/kg	1.51 JB	2.25 JB	0.395 JBQ	1.1 JB	0.391 JBQ	1.14 JB
1,2,3,7,8-PENTACHLORODIBENZO-P-DIOXIN	ng/kg	1.18 JBQ	1.25 JBQ	0.347 JBQ	0.532 JBQ	0.4 JB	0.402 JBQ
2,3,4,6,7,8-HEXACHLORODIBENZOFURAN	ng/kg	0.585 JBQ	0.54 JB	0.19 JB	0.192 JBQ	0.0969 JBQ	0.179 JBQ
2,3,4,7,8-PENTACHLORODIBENZOFURAN	ng/kg	5.27 BC	1.88 JB	0.913 JB	1.57 JBQ	1.06 JB	1.27 JB
2,3,7,8-TETRACHLORODIBENZOFURAN	ng/kg	0.189 U	0.158 JBQ	0.141 JQ	0.181 U	0.145 U	0.162 U
2,3,7,8-TETRACHLORODIBENZO-P-DIOXIN	ng/kg	14	14.5	4.82 B	5.8	4.34	7.38
OCTACHLORODIBENZOFURAN	ng/kg	0.28 JBQ	0.633 JBQ	0.247 JB	0.677 JBQ	0.188 JBQ	0.141 JBQ
OCTACHLORODIBENZO-P-DIOXIN	ng/kg	2.37 JB	3.57 JB	0.791 JB	12.3 B	0.707 JBQ	0.755 JB
PERCENT LIPIDS	%	15	16.1	3.8	6	3.8	5.8
Metals							
ALUMINUM	mg/kg	5.49 U	5.49 U	5.54 U	3.89 U	3.92 U	4.03 U
ANTIMONY	mg/kg	0.0647 U	0.0647 U	0.0653 U	0.0458 U	0.0462 U	0.0475 U
ARSENIC	mg/kg	1.03	0.598	1.57	1.34	0.982	1.01
BARIUM	mg/kg	0.18 U	0.18 U	0.182 U	0.128 U	0.129 U	0.132 U
BERYLLIUM	mg/kg	0.0139 U	0.0139 U	0.0141 U	0.0099 U	0.0099 U	0.0102 U
CADMIUM	mg/kg	0.0451 U	0.0451 U	0.0455 U	0.0319 U	0.0322 U	0.0331 U
CALCIUM	mg/kg	139	145	233	147	190	191
CHROMIUM	mg/kg	0.098 U	0.098 U	0.099 U	0.0694 U	0.0699 U	0.0719 U
COBALT	mg/kg	0.0196 U	0.0196 U	0.0198 U	0.0139 U	0.014 U	0.0144 U
COPPER	mg/kg	0.265 B	0.323 B	0.0792 U	0.217 B	0.238 B	0.214 B
IRON	mg/kg	4.53 U	4.53 U	7.7 B	4.46 B	3.23 U	3.36 B
LEAD	mg/kg	0.0255 U	0.0255 U	0.0339 B	0.0181 U	0.0182 U	0.0187 U
MAGNESIUM	mg/kg	169	230	371	262	290	283
MANGANESE	mg/kg	0.165 U	0.165 U	0.399	0.117 U	0.117 U	0.121 U
MERCURY	ng/g	511	205	529	294	274	249
METHYL MERCURY	ng/g	513	194	533	311	325	284
NICKEL	mg/kg	0.184 U	0.184 U	0.186 U	0.131 U	0.131 U	0.135 U
POTASSIUM	mg/kg	3,210	3,330	5,750	3,590	3,970	3,860
SELENIUM	mg/kg	0.383 B	0.531	0.555	0.53	0.514	0.457
SILVER	mg/kg	0.0196 U	0.0196 U	0.0198 U	0.0139 U	0.014 U	0.0144 U
SODIUM	mg/kg	455	486	748	473	550	554
THALLIUM	mg/kg	0.0294 U	0.0294 U	0.0297 U	0.0208 U	0.021 U	0.0216 U
TITANIUM	mg/kg	0.363 U	0.363 U	0.168 U	0.257 U	0.259 U	0.266 U
VANADIUM	mg/kg	0.0294 U	0.0294 U	0.0297 U	0.0208 U	0.0211 B	0.0216 U
ZINC	mg/kg	23.5	22.5	43.1	26.1	22.9	25.8
Butyltins							
DIBUTYLTIN	ug/kg	R	R	1.3 UJ	1.3 UJ	1.2 UJ	1.3 UJ
MONOBUTYLTIN	ug/kg	R	R	20 UCNJ	20 UJCN	19 UJCN	21 UJCN

Table C-17
American Eel (Fillet) Analytical Results

Location ID: / Date Analyzed:	Units	NB03FAEC076 01/18/16	NB03FAEC502 01/18/16	NB03FAEC508 10/01/15	NB03FAEC-COMP01 01/18/16	NB03FAEC-COMP02 01/18/16	NB03FAEC-COMP03 01/18/16
TETRA-N-BUTYLTIN	ug/kg	R	R	1.6 UJ	1.6 UJ	1.6 UJ	1.7 UJ
TRIBUTYLTIN	ug/kg	R	R	1.5 UJ	1.4 UJ	1.4 UJ	1.5 UJ
Aroclor PCBs							
AROCLOR 1016	ug/kg	7.2 U	36 UJ	7.2 U	36 U	7.2 U	35 U
AROCLOR 1221	ug/kg	9.2 U	46 U	9.1 U	46 U	9.2 U	45 U
AROCLOR 1232	ug/kg	16 U	80 U	16 U	80 U	16 U	78 U
AROCLOR 1242	ug/kg	6.6 U	33 U	6.6 U	33 U	6.6 U	32 U
AROCLOR 1248	ug/kg	6.6 U	33 U	6.6 U	33 U	6.6 U	32 U
AROCLOR 1254	ug/kg	280 PJN	590 J	6.6 U	370	73	440
AROCLOR 1260	ug/kg	NA	NA	69 PJ	NA	NA	NA
AROCLOR 1262	ug/kg	6.6 U	33 U	6.6 U	33 U	6.6 U	32 U
AROCLOR 1268	ug/kg	6.6 U	33 U	6.6 U	33 U	6.6 U	32 U
TOTAL AROCLOR PCBs (SUM OF 7 AROCLORS)	ug/kg	280 J	590 J	69 J	370	73	440
TOTAL AROCLOR PCBs (SUM OF 9 AROCLORS)	ug/kg	280 J	590 J	69 J	370	73	440
Pesticides							
2,4'-DDD	pg/g	1,870	5,220	438 J	1,770 J	1,370 J	1,230 J
2,4'-DDE	pg/g	523	1,970	388 J	2,670 J	499 J	433 J
2,4'-DDT	pg/g	223	302	63 J	95.9 J	81.6 J	155 J
4,4'-DDD	pg/g	96,200 D	99,200 D	64,000 DJ	58,400 DJ	56,200 DJ	48,800 DJ
4,4'-DDE	pg/g	207,000 BD	200,000 BD	191,000 BDJ	125,000 BDJ	160,000 BDJ	104,000 BDJ
4,4'-DDT	pg/g	4,460	2,100	5,350 BJ	1,900 J	1,870 J	2,870 J
ALDRIN	pg/g	37 J	36.1 J	11.3 J	32.8 J	24 J	40.5 J
ALPHA BHC	pg/g	270 J	128	32.2 J	86.2 J	57.5 J	64.5 J
ALPHA ENDOSULFAN	pg/g	57.4 U	57.4 U	57.4 UJ	57.4 UJ	57.4 UJ	57.4 UJ
BETA BHC	pg/g	134	124	36.8 J	85.7 J	73.1 J	71.8 J
BETA ENDOSULFAN	pg/g	58.3 U	58.3 U	58.3 UJ	58.3 UJ	58.3 UJ	58.3 UJ
CIS-CHLORDANE	pg/g	11,300	20,100	4,160 J	13,200 J	12,000 J	18,000 J
CIS-NONACHLOR	pg/g	9,850	11,700	6,120 J	7,740 J	10,200 J	8,790 J
DELTA BHC	pg/g	6.61 J	5.54 J	5.08 UJ	7.8 J	4.96 J	5.08 UJ
DIELDRIN	pg/g	13,800	15,300	1,290 BJ	9,980 J	8,910 J	14,200 J
ENDOSULFAN SULFATE	pg/g	63.3 U	63.3 U	63.3 UJ	63.3 UJ	63.3 UJ	63.3 UJ
ENDRIN	pg/g	37.5 J	48	17.3 J	43.8 J	13.9 UJ	46.9 J
ENDRIN ALDEHYDE	pg/g	131 U	131 U	131 UJ	131 UJ	131 UJ	131 UJ
ENDRIN KETONE	pg/g	R	76 U	76 UJ	76 UJ	76 UJ	76 UJ
GAMMA BHC (LINDANE)	pg/g	49.6	57.1	7.69 UJ	35.7 J	27.9 J	24.7 J
HEPTACHLOR	pg/g	32.5 U	32.5 U	32.5 UJ	32.5 UJ	32.5 UJ	32.5 UJ
HEPTACHLOR EPOXIDE	pg/g	3,790	3,840	1,460 J	2,210 J	1,970 J	3,720 J
HEXACHLOROBENZENE	pg/g	3,220 B	3,870 B	1,390 BJ	2,460 BJ	2,180 BJ	2,510 BJ
METHOXYCHLOR	pg/g	R	38.9 U	38.9 UJ	38.9 UJ	38.9 UJ	38.9 UJ
MIREX	pg/g	413 J	539	210 J	310 J	441 J	380 J
OXYCHLORDANE	pg/g	18,600	10,600	11,700 J	7,410 J	10,200 J	8,420 J
TRANS-CHLORDANE	pg/g	3,020	7,100 D	954 BJ	4,890 J	3,400 J	4,390 DJ
TRANS-HEPTACHLOR EPOXIDE	pg/g	17 U	17 U	1,450 J	17 UJ	17 UJ	17 UJ
TRANS-NONACHLOR	pg/g	22,200	24,000 D	14,600 BJ	19,900 J	23,000 DJ	20,900 DJ
TOTAL ALPHA + GAMMA CHLORDANE	pg/g	14,300	27,200	5,110 J	18,100 J	15,400 J	22,400 J
TOTAL DDT (2,4)	pg/g	2,620	7,490	889 J	4,540 J	1,950 J	1,820 J
TOTAL DDT (4,4)	pg/g	308,000	301,000	260,000 J	185,000 J	218,000 J	156,000 J
TOTAL DDT (2,4 & 4,4)	pg/g	310,000	309,000	261,000 J	190,000 J	220,000 J	157,000 J

Table C-17
American Eel (Fillet) Analytical Results

Location ID: / Date Analyzed:	Units	NB03FAEC076 01/18/16	NB03FAEC502 01/18/16	NB03FAEC508 10/01/15	NB03FAEC-COMP01 01/18/16	NB03FAEC-COMP02 01/18/16	NB03FAEC-COMP03 01/18/16
PCB Congeners							
PCB-1	ng/kg	6.87 J	10.9	23.8 BJ	8.61 J	R	R
PCB-2	ng/kg	3.46 U	3.49 U	4.19 J	3.5 U	3.36 U	3.48 U
PCB-3	ng/kg	R	R	9.89 JB	5.5 U	5.27 U	5.47 U
PCB-4	ng/kg	45.1	196	269 BJ	107 B	64 B	56.4 B
PCB-5	ng/kg	3.95 U	3.99 U	3.81 UJ	4 U	3.84 U	3.98 U
PCB-6	ng/kg	3.46 U	11.9 B	R	8.19 JB	5.14 JB	5 JB
PCB-7	ng/kg	3.95 U	3.99 U	R	4 U	3.84 U	3.98 U
PCB-8	ng/kg	7.41 U	35.3 B	46.6 BJ	28.8 B	19 JB	17.1 JB
PCB-9	ng/kg	3.46 U	3.65 J	R	3.5 U	3.36 U	3.48 U
PCB-10	ng/kg	6.42 U	21.4 J	16.8 J	10.3 J	6.35 J	6.46 U
PCB-11	ng/kg	16.8 U	114 B	116 BJ	75.5 B	48.8 B	43.5 JB
PCB-12/13	ng/kg	9.39 U	12.9 J	15 J	9.5 U	9.11 U	9.44 U
PCB-14	ng/kg	3.95 U	3.99 U	3.81 UJ	4 U	3.84 U	3.98 U
PCB-15	ng/kg	20.4 J	102	140 BJ	56.7	53.3	50.1
PCB-16	ng/kg	17.5	94.3	64.2 BJ	47.3 B	29.3 B	24.1 B
PCB-17	ng/kg	36.1 B	191 B	131 BJ	103 B	54.8 B	48.1 B
PCB-18/30	ng/kg	113 B	710 B	393 BJ	254 B	148 B	135 B
PCB-19	ng/kg	31.2	252	188 J	103	55.3	44.7
PCB-20/28	ng/kg	11,200 BE	11,100 BE	18,900 BEJ	5,550 BE	3,970 BE	5,120 BE
PCB-21/33	ng/kg	22.8 J	58.7	74 J	42	26.1	24.5 J
PCB-22	ng/kg	89.5 B	546 B	405 BJ	343 B	148 B	115 B
PCB-23	ng/kg	3.46 U	3.49 U	3.34 UJ	3.5 U	3.36 U	3.48 U
PCB-24	ng/kg	4.94 U	13	9.05 J	5 U	4.79 U	4.97 U
PCB-25	ng/kg	24.4	159	82.7 J	81.2	34.5	29.5
PCB-26/29	ng/kg	1,060	1,680	1,290 J	887	519	640
PCB-27	ng/kg	21	103	54.5 J	44.8	22.9	19.6
PCB-31	ng/kg	2,840 BE	4,080 BE	3,720 BEJ	2,080 BE	1,220 B	1,480 B
PCB-32	ng/kg	86.8 B	457 B	304 BJ	277 B	108 B	91.7 B
PCB-34	ng/kg	4.48 J	47.8	16.5 J	13.8	5.21 J	6.45 J
PCB-35	ng/kg	4.45 U	4.49 U	4.29 UJ	4.5 U	4.31 U	4.47 U
PCB-36	ng/kg	3.95 U	3.99 U	3.81 UJ	4 U	3.84 U	3.98 U
PCB-37	ng/kg	155	239	139 J	114	78.7	96.6
PCB-38	ng/kg	25.8	36	36.1 J	16	10.9	13.6
PCB-39	ng/kg	3.95 U	3.99 U	3.81 UJ	4 U	3.84 U	3.98 U
PCB-40/71	ng/kg	698	2,130	1,090 J	1,070	346	403
PCB-41	ng/kg	20.8 U	20.9 U	20 UJ	21 U	20.1 U	20.9 U
PCB-42	ng/kg	1,740	6,510 E	2,830 J	2,300	970	1,330
PCB-43	ng/kg	36.4	110	60.4 J	69.4	6.71 U	49.1
PCB-44/47/65	ng/kg	34,200 BE	48,900 BE	60,000 EJ	18,400 E	13,100 E	18,400 E
PCB-45	ng/kg	154	927	233 J	120	83.9	102
PCB-46	ng/kg	18.1	84.6	46.1 J	50.5	17.3	16.5
PCB-48	ng/kg	20.9 J	73.8	51.5 J	7 U	21.2 J	21.8 J
PCB-49/69	ng/kg	2,660	12,900 E	4,050 J	3,460	1,620	2,140
PCB-50/53	ng/kg	170	1,100	343 J	225	115	141
PCB-51	ng/kg	121	451	172 J	131	57	86.2
PCB-52	ng/kg	36,400 BE	70,000 BE	38,600 BEJ	23,300 BE	16,900 BE	24,200 BE
PCB-54	ng/kg	6.92 U	36.5	21.1 J	12 J	6.71 U	6.96 U

Table C-17
American Eel (Fillet) Analytical Results

Location ID: / Date Analyzed:	Units	NB03FAEC076 01/18/16	NB03FAEC502 01/18/16	NB03FAEC508 10/01/15	NB03FAEC-COMP01 01/18/16	NB03FAEC-COMP02 01/18/16	NB03FAEC-COMP03 01/18/16
PCB-55	ng/kg	35.8	47.3	5.72 UJ	6 U	5.75 U	19.6 J
PCB-56	ng/kg	30.8	162	88.8 J	109	36	32.1
PCB-57	ng/kg	42.1	5.48 U	5.24 UJ	36.1	15.3 J	18.6 J
PCB-58	ng/kg	97.7	207	108 J	86.2	44.6	64.8
PCB-60	ng/kg	4,100 E	3,620 E	5,700 EJ	1,740	1,150	1,900
PCB-61/70/74/76	ng/kg	19,600 E	18,200 E	27,400 EJ	8,580	5,300	9,440
PCB-62/75	ng/kg	3,160	4,990	5,380 J	1,760	1,340	1,880
PCB-63	ng/kg	983	1,220	571 J	630	355	614
PCB-64	ng/kg	12,500 BE	19,900 BE	14,200 EJ	7,560 E	5,050 E	8,260 E
PCB-66	ng/kg	25,100 BE	28,200 BE	44,500 BEJ	12,000 E	7,340 E	11,600 E
PCB-67	ng/kg	39	134	139 J	58.5	19.9 J	21.1 J
PCB-68	ng/kg	269	307	162 J	150	82.4	137
PCB-72	ng/kg	595	647	199 J	276	161	243
PCB-73	ng/kg	49.4	124	43 J	7 U	6.71 U	27.5
PCB-77	ng/kg	78.1	119	102 J	47.2	44.9	45.4
PCB-78	ng/kg	7.91 U	7.98 U	7.63 UJ	8 U	7.67 U	7.95 U
PCB-79	ng/kg	48.3	195	94.7 J	76.5	26.8	41.5
PCB-80	ng/kg	5.43 U	5.48 U	5.24 UJ	5.5 U	5.27 U	5.47 U
PCB-81	ng/kg	14.6 J	17 J	8.58 UJ	R	8.63 U	9.05 J
PCB-82	ng/kg	482	1,940	672 J	825	242	447
PCB-83	ng/kg	1,330	2,690	1,070 J	934	568	787
PCB-84	ng/kg	2,240	5,870 E	2,390 J	1,720	956	1,750
PCB-85/116/117	ng/kg	11,200 E	12,700 E	20,200 EJ	5,410	4,570	6,870
PCB-86/87/97/109/119/125	ng/kg	6,320	20,200 E	8,660 J	5,490	2,850	5,050
PCB-88	ng/kg	10.9 U	11 U	10.5 UJ	11 U	10.5 U	10.9 U
PCB-89	ng/kg	6.42 U	16.2 J	7.72 J	6.5 U	6.23 U	6.46 U
PCB-90/101/113	ng/kg	14,300 BE	57,100 BE	10,300 BEJ	8,790 B	5,990 B	12,600 BE
PCB-91	ng/kg	1,660	5,710 E	1,690 J	1,540	751	1,480
PCB-92	ng/kg	7,990 BE	11,700 BE	4,260 EJ	4,710 E	3,600 E	5,120 E
PCB-93/100	ng/kg	2,450	3,120	3,830 J	1,190	1,190	1,530
PCB-94	ng/kg	28.6	61.7	23.3 J	28	6.23 U	14.4 J
PCB-95	ng/kg	7,650 E	14,600 E	7,140 EJ	5,070 E	2,540	4,410 E
PCB-96	ng/kg	19.8 U	66.6	15.7 J	20 U	19.2 U	19.9 U
PCB-98/102	ng/kg	58.2 J	178	60.1 J	64.6 J	36.9 U	38.3 U
PCB-99	ng/kg	50,800 BE	52,500 BE	84,900 EJ	22,500 E	18,200 E	24,700 E
PCB-103	ng/kg	10.5 J	48.4	9.95 J	18.4 J	5.27 U	8.01 J
PCB-104	ng/kg	6.92 U	6.98 U	6.67 UJ	7 U	6.71 U	6.96 U
PCB-105	ng/kg	19,300 BE	16,100 BE	30,800 EJ	9,550 E	7,720 E	11,800 E
PCB-106	ng/kg	8.4 U	8.47 U	8.1 UJ	8.5 U	8.15 U	8.45 U
PCB-107	ng/kg	1,380	1,310	972 J	710	392	806
PCB-108/124	ng/kg	196	223	63.3 J	116	56.5	89.5
PCB-110/115	ng/kg	26,800 BE	50,600 BE	R	16,600 E	11,800 E	20,700 E
PCB-111	ng/kg	133	129	182 J	63.6	66	93
PCB-112	ng/kg	111	132	65.1 J	7 U	37	81.7
PCB-114	ng/kg	1,320	1,310	2,110 J	785	543	756
PCB-118	ng/kg	72,500 BE	65,500 BE	127,000 EJ	37,500 E	29,000 E	42,800 E
PCB-120	ng/kg	517	498	632 J	208	192	292
PCB-121	ng/kg	77.7	83.9	108 J	34.7	39.2	49

Table C-17
American Eel (Fillet) Analytical Results

Location ID: / Date Analyzed:	Units	NB03FAEC076 01/18/16	NB03FAEC502 01/18/16	NB03FAEC508 10/01/15	NB03FAEC-COMP01 01/18/16	NB03FAEC-COMP02 01/18/16	NB03FAEC-COMP03 01/18/16
PCB-122	ng/kg	48.6	124	5.72 UJ	6 U	5.75 U	24.6 J
PCB-123	ng/kg	1,150	1,240	2,280 J	662	R	R
PCB-126	ng/kg	7.91 U	7.98 U	100 J	8 U	7.67 U	7.95 U
PCB-127	ng/kg	76	97.1	131 J	61.1	R	R
PCB-128/166	ng/kg	7,780 E	8,020 E	14,400 EJ	3,550	3,440	5,880
PCB-129/138/163	ng/kg	70,200 BE	82,500 BE	125,000 EJ	37,300 E	35,100 E	55,800 E
PCB-130	ng/kg	2,310	4,180 E	2,020 J	1,770	1,740	2,300
PCB-131	ng/kg	37.9	325	31.4 J	33.9	13.2 J	31.5
PCB-132	ng/kg	2,740 B	8,430 BE	1,770 J	2,110	952	2,250
PCB-133	ng/kg	1,890	2,130	2,550 J	1,090	1,030	1,440
PCB-134	ng/kg	1,170	2,460	748 J	852	605	748
PCB-135/151	ng/kg	5,680	8,850 E	1,630 J	3,510	1,920	3,250
PCB-136	ng/kg	738	2,680	434 J	593	255	571
PCB-137	ng/kg	3,110 E	3,400 E	5,640 EJ	1,590	1,400	1,920
PCB-139/140	ng/kg	1,150	1,280	2,170 J	518	440	653
PCB-141	ng/kg	3,640 BE	6,790 BE	2,930 EJ	3,070 E	2,530	3,070 E
PCB-142	ng/kg	8.4 U	8.47 U	8.1 UJ	8.5 U	8.15 U	8.45 U
PCB-143	ng/kg	16.3 U	16.5 U	15.7 UJ	16.5 U	15.8 U	16.4 U
PCB-144	ng/kg	142	1,400	50.7 J	103	50.7	144
PCB-145	ng/kg	7.91 U	7.98 U	7.63 UJ	8 U	7.67 U	7.95 U
PCB-146	ng/kg	13,800 BE	16,200 BE	R	7,780 E	7,570 E	11,600 E
PCB-147/149	ng/kg	11,800 BE	39,000 BE	9,300 BEJ	9,360 BE	6,250 BE	11,700 BE
PCB-148	ng/kg	380	417	515 J	164	133	218
PCB-150	ng/kg	7.41 U	15.2 J	7.15 UJ	7.5 U	7.19 U	7.46 U
PCB-152	ng/kg	6.92 U	7.24 J	6.67 UJ	7 U	6.71 U	6.96 U
PCB-153/168	ng/kg	95,300 BE	99,600 BE	174,000 BEJ	45,600 BE	43,500 BE	70,900 BE
PCB-154	ng/kg	2,180	3,130 E	3,780 EJ	1,240	957	1,430
PCB-155	ng/kg	623	697	1,330 J	340	333	508
PCB-156/157	ng/kg	6,720 E	7,080 E	10,900 EJ	4,320	3,780	5,110
PCB-158	ng/kg	5,930 E	6,100 E	12,000 EJ	2,770	2,670	4,020 E
PCB-159	ng/kg	13.2 J	11 J	6.67 UJ	8.34 J	6.71 U	9.31 J
PCB-160	ng/kg	31.1 U	31.4 U	30 UJ	31.5 U	30.2 U	31.3 U
PCB-161	ng/kg	7.89 J	8.2 J	6.2 UJ	6.5 U	6.23 U	6.46 U
PCB-162	ng/kg	380	497	454 J	295	235	342
PCB-164	ng/kg	1,170	2,300	1,220 J	870	662	1,220
PCB-165	ng/kg	105	112	R	50.8	47.3	71.4
PCB-167	ng/kg	2,840	3,030 E	4,730 EJ	1,820	1,590	2,190
PCB-169	ng/kg	7.94 J	7.48 U	7.15 UJ	7.5 U	7.19 U	7.46 U
PCB-170	ng/kg	8,340 E	11,900 E	16,200 EJ	6,140 E	6,850 E	9,020 E
PCB-171/173	ng/kg	3,260	4,310	R	2,080	1,900	2,830
PCB-172	ng/kg	1,840	2,620	3,160 EJ	1,350	1,580	2,070
PCB-174	ng/kg	2,000	4,840 E	1,190 J	1,750	1,090	1,670
PCB-175	ng/kg	603	842	854 J	363	338	542
PCB-176	ng/kg	63.9	724	27.7 J	67.2	18.1 J	68.9
PCB-177	ng/kg	3,910 E	8,650 E	R	3,890 E	3,880 E	5,390 E
PCB-178	ng/kg	4,280 E	5,650 E	6,110 EJ	2,960	2,940 E	4,200 E
PCB-179	ng/kg	1,240	2,750	384 J	954	323	758
PCB-180/193	ng/kg	32,800 BE	42,500 BE	66,500 EJ	22,700 E	24,200 E	34,000 E

Table C-17
American Eel (Fillet) Analytical Results

Location ID: / Date Analyzed:	Units	NB03FAEC076 01/18/16	NB03FAEC502 01/18/16	NB03FAEC508 10/01/15	NB03FAEC-COMP01 01/18/16	NB03FAEC-COMP02 01/18/16	NB03FAEC-COMP03 01/18/16
PCB-181	ng/kg	126	160	R	78.7	79.8	111
PCB-182	ng/kg	111	141	211 J	70.7	59.3	90.3
PCB-183/185	ng/kg	11,000 E	14,000 E	22,700 EJ	6,610 E	6,030 E	9,570 E
PCB-184	ng/kg	95.9	134	186 J	60.2	51.2	81.8
PCB-186	ng/kg	7.41 U	7.48 U	7.15 UJ	7.5 U	7.19 U	7.46 U
PCB-187	ng/kg	26,000 BE	36,000 BE	39,900 EJ	18,400 E	17,800 E	28,700 E
PCB-188	ng/kg	142	193	243 J	70.6	50	79
PCB-189	ng/kg	449	577	805 J	352	339	456
PCB-190	ng/kg	2,360	3,120 E	4,790 EJ	1,540	1,790	2,200
PCB-191	ng/kg	524	647	1,070 J	335	361	519
PCB-192	ng/kg	6.42 U	10.7 J	15.7 J	6.5 U	6.23 U	6.46 U
PCB-194	ng/kg	4,840 E	7,190 E	9,160 EJ	3,550	4,610 E	5,200 E
PCB-195	ng/kg	1,340	2,220	2,540 J	1,030	1,280	1,490
PCB-196	ng/kg	3,080	4,240	5,930 EJ	2,090	2,260	2,980
PCB-197/200	ng/kg	382	798	649 J	268	231	344
PCB-198/199	ng/kg	7,380	11,300 E	14,300 EJ	5,740	6,580	7,950
PCB-201	ng/kg	967	1,530	1,660 J	650	593	853
PCB-202	ng/kg	3,680	5,100 E	5,540 EJ	2,410	2,410	3,440
PCB-203	ng/kg	5,470 E	8,330 E	8,890 EJ	4,040	4,470 E	5,360 E
PCB-204	ng/kg	10.4 U	15.9 J	27.5 J	10.5 U	10.1 U	10.4 U
PCB-205	ng/kg	197	354	278 J	152	202	205
PCB-206	ng/kg	3,840	7,390 E	6,580 EJ	2,940	3,200	2,930
PCB-207	ng/kg	424	750	760 J	303	282	315
PCB-208	ng/kg	1,700	3,110	3,110 J	1,260	1,280	1,340
PCB-209	ng/kg	2,070 B	4,260 B	3,710 J	1,670	1,460	1,350
TOTAL PCB CONGENERS (209)	ng/kg	765,000 J	1,070,000 J	1,150,000 J	444,000 J	368,000 J	555,000 J
Semivolatiles							
1,2,4,5-TETRACHLOROBENZENE	ug/kg	330 U	330 U	330 U	330 U	330 U	330 U
1,2-DIPHENYLHYDRAZINE	ug/kg	330 U	330 U	330 U	330 U	330 U	330 U
1-METHYLNAPHTHALENE	ug/kg	5.8 J	5.4 J	13 U	5.3 U	5.2 U	5.3 U
2,3,4,6-TETRACHLOROPHENOL	ug/kg	1,300 U	1,300 U	1,300 U	1,300 U	1,300 U	1,300 U
2,4,5-TRICHLOROPHENOL	ug/kg	330 U	330 U	330 U	330 U	330 U	330 U
2,4,6-TRICHLOROPHENOL	ug/kg	330 U	330 U	330 U	330 U	330 U	330 U
2,4-DICHLOROPHENOL	ug/kg	330 U	330 U	330 U	330 U	330 U	330 U
2,4-DIMETHYLPHENOL	ug/kg	330 U	330 U	330 U	330 U	330 U	330 U
2,4-DINITROPHENOL	ug/kg	6,000 U	6,000 U	6,000 U	6,000 UJ	5,900 UJ	6,000 UJ
2,4-DINITROTOLUENE	ug/kg	1,300 U	1,300 U	1,300 U	1,300 U	1,300 U	1,300 U
2,6-DINITROTOLUENE	ug/kg	330 U	330 U	330 U	330 U	330 U	330 U
2-CHLORONAPHTHALENE	ug/kg	130 U	130 U	130 UJ	130 UJ	130 UJ	130 UJ
2-CHLOROPHENOL	ug/kg	330 U	330 U	330 U	330 U	330 U	330 U
2-METHYLNAPHTHALENE	ug/kg	5.3 U	5.5 J	13 U	5.3 U	5.2 U	5.3 U
2-METHYLPHENOL (O-CRESOL)	ug/kg	330 U	330 U	330 U	330 U	330 U	330 U
2-NITROANILINE	ug/kg	330 U	330 U	330 U	330 U	330 U	330 U
2-NITROPHENOL	ug/kg	330 U	330 U	330 U	330 U	330 U	330 U
3,3'-DICHLOROBENZIDINE	ug/kg	2,000 U	2,000 U	2,000 U	2,000 UJ	2,000 UJ	2,000 UJ
3-NITROANILINE	ug/kg	1,300 U	1,300 U	1,300 U	1,300 U	1,300 U	1,300 U
4,6-DINITRO-2-METHYLPHENOL	ug/kg	3,300 U	3,300 U	3,300 U	3,300 U	3,300 U	3,300 U
4-BROMOPHENYL PHENYL ETHER	ug/kg	330 U	330 U	330 U	330 U	330 U	330 U

Table C-17
American Eel (Fillet) Analytical Results

Location ID: / Date Analyzed:	Units	NB03FAEC076 01/18/16	NB03FAEC502 01/18/16	NB03FAEC508 10/01/15	NB03FAEC-COMP01 01/18/16	NB03FAEC-COMP02 01/18/16	NB03FAEC-COMP03 01/18/16
4-CHLORO-3-METHYLPHENOL	ug/kg	330 U	330 U	330 U	330 U	330 U	330 U
4-CHLOROANILINE	ug/kg	670 U	670 U	670 U	670 U	660 U	670 U
4-CHLOROPHENYL PHENYL ETHER	ug/kg	330 U	330 U	330 U	330 U	330 U	330 U
4-METHYLPHENOL (P-CRESOL)	ug/kg	330 U	330 U	330 U	330 U	330 U	330 U
4-NITROANILINE	ug/kg	1,300 U	1,300 U	1,300 U	1,300 U	1,300 U	1,300 U
4-NITROPHENOL	ug/kg	3,300 U	3,300 U	3,300 U	3,300 UJ	3,300 UJ	3,300 UJ
ACENAPHTHENE	ug/kg	9.9 J	20	13 U	8 J	6.3 J	13 J
ACENAPHTHYLENE	ug/kg	5.3 U	5.3 U	13 U	5.3 U	5.2 U	5.3 U
ACETOPHENONE	ug/kg	330 U	330 U	330 U	330 U	330 U	330 U
ANTHRACENE	ug/kg	5.3 U	5.3 U	13 U	5.3 U	5.2 U	5.3 U
ATRAZINE	ug/kg	670 U	670 U	670 U	670 U	660 U	670 U
BENZALDEHYDE	ug/kg	1,300 U	1,300 U	1,300 U	1,300 UJ	1,300 UJ	1,300 UJ
BENZIDINE	ug/kg	14,000 U	14,000 U	14,000 U	14,000 UJ	14,000 UJ	14,000 UJ
BENZO(A)ANTHRACENE	ug/kg	5.3 U	5.3 U	13 U	5.3 U	5.2 U	5.3 U
BENZO(A)PYRENE	ug/kg	5.3 U	5.3 U	13 U	5.3 U	5.2 U	5.3 U
BENZO(B)FLUORANTHENE	ug/kg	5.3 U	5.3 U	13 U	5.3 U	5.2 U	5.3 U
BENZO(G,H,I)PERYLENE	ug/kg	5.3 U	5.3 U	13 U	5.3 U	5.2 U	5.3 U
Benzo(j)+(k)Fluoranthene	ug/kg	5.3 U	5.3 U	13 U	5.3 U	5.2 U	5.3 U
BENZO[E]PYRENE	ug/kg	5.3 U	5.3 U	13 U	5.3 U	5.2 U	5.3 U
BENZOIC ACID	ug/kg	3,300 U	3,300 U	3,300 U	3,300 UJ	3,300 UJ	3,300 UJ
BENZYL BUTYL PHTHALATE	ug/kg	1,300 U	1,300 U	1,300 U	1,300 U	1,300 U	1,300 U
BIPHENYL (DIPHENYL)	ug/kg	330 U	330 U	330 U	330 U	330 U	330 U
BIS(2-CHLOROETHOXY) METHANE	ug/kg	330 U	330 U	330 U	330 U	330 U	330 U
BIS(2-CHLOROETHYL) ETHER (2-CHLOROETHYL ETHER	ug/kg	330 U	330 U	330 U	330 U	330 U	330 U
BIS(2-CHLOROISOPROPYL) ETHER	ug/kg	330 U	330 U	330 U	330 U	330 U	330 U
BIS(2-ETHYLHEXYL) PHTHALATE	ug/kg	1,300 U	1,300 U	1,300 U	1,300 U	1,300 U	1,300 U
C1-CHRYSENES	ug/kg	5.3 U	5.3 U	13 U	5.3 U	5.2 U	5.3 U
C1-FLUORANTHENES/PYRENES	ug/kg	5.3 U	5.3 U	13 U	5.3 U	5.2 U	5.3 U
C1-FLUORENES	ug/kg	5.3 U	5.3 U	13 U	5.3 U	5.2 U	5.3 U
C1-NAPHTHALENES	ug/kg	7.2 J	6.9 J	13 U	5.3 U	5.2 U	5.3 U
C1-PHENANTHRENE/ANTHRACENE	ug/kg	5.3 U	5.3 U	13 U	5.3 U	5.2 U	5.3 U
C2-CHRYSENE	ug/kg	5.3 U	5.3 U	13 U	5.3 U	5.2 U	5.3 U
C2-FLUORANTHENES/PYRENE	ug/kg	5.3 U	5.3 U	13 U	5.3 U	5.2 U	5.3 U
C2-FLUORENES	ug/kg	5.3 U	5.3 U	13 U	5.3 U	5.2 U	5.3 U
C2-NAPHTHALENES	ug/kg	5.5 J	5.3 U	13 U	5.3 U	5.2 U	5.3 U
C2-PHENANTHRENE/ANTHRACENE	ug/kg	5.3 U	5.3 U	13 U	5.3 U	5.2 U	5.3 U
C3-CHRYSENE	ug/kg	5.3 U	5.3 U	13 U	5.3 U	5.2 U	5.3 U
C3-FLUORANTHENES/PYRENE	ug/kg	5.3 U	5.3 U	13 U	5.3 U	5.2 U	5.3 U
C3-FLUORENES	ug/kg	5.3 U	5.3 U	13 U	5.3 U	5.2 U	5.3 U
C3-NAPHTHALENES	ug/kg	5.3 U	5.7 J	13 U	5.3 U	5.2 U	5.3 U
C3-PHENANTHRENE/ANTHRACENE	ug/kg	5.3 U	5.3 U	13 U	5.3 U	5.2 U	5.3 U
C4-CHRYSENE	ug/kg	5.3 U	5.3 U	13 U	5.3 U	5.2 U	5.3 U
C4-NAPHTHALENES	ug/kg	5.3 U	5.3 U	13 U	5.3 U	5.2 U	5.3 U
C4-PHENANTHRENE/ANTHRACENE	ug/kg	5.3 U	5.3 U	13 U	5.3 U	5.2 U	5.3 U
CAPROLACTAM	ug/kg	670 U	670 U	670 U	670 U	660 U	670 U
CARBAZOLE	ug/kg	330 U	330 U	330 U	330 U	330 U	330 U
CHRYSENE	ug/kg	5.3 U	5.3 U	13 U	5.3 U	5.2 U	5.3 U
DIBENZ(A,H)ANTHRACENE	ug/kg	5.3 U	5.3 U	13 U	5.3 U	5.2 U	5.3 U

Table C-17
American Eel (Fillet) Analytical Results

Location ID: / Date Analyzed:	Units	NB03FAEC076 01/18/16	NB03FAEC502 01/18/16	NB03FAEC508 10/01/15	NB03FAEC-COMP01 01/18/16	NB03FAEC-COMP02 01/18/16	NB03FAEC-COMP03 01/18/16
DIBENZOFURAN	ug/kg	330 U	330 U	330 U	330 U	330 U	330 U
DIETHYL PHTHALATE	ug/kg	1,300 U	1,300 U	1,300 U	1,300 U	1,300 U	1,300 U
DIMETHYL PHTHALATE	ug/kg	1,300 U	1,300 U	1,300 U	1,300 U	1,300 U	1,300 U
DI-N-BUTYL PHTHALATE	ug/kg	1,300 U	1,300 U	1,300 U	1,300 U	1,300 U	1,300 U
DI-N-OCTYLPHTHALATE	ug/kg	1,300 U	1,300 U	1,300 U	1,300 U	1,300 U	1,300 U
FLUORANTHENE	ug/kg	5.3 U	7.1 J	13 U	5.3 U	5.2 U	5.3 U
FLUORENE	ug/kg	5.3 U	5.3 U	13 U	5.3 U	5.2 U	5.3 U
HEXACHLOROBUTADIENE	ug/kg	330 U	330 U	330 U	330 U	330 U	330 U
HEXACHLOROCYCLOPENTADIENE	ug/kg	3,300 U	3,300 U	3,300 U	3,300 U	3,300 U	3,300 U
HEXACHLOROETHANE	ug/kg	670 U	670 U	670 U	670 U	660 U	670 U
INDENO(1,2,3-C,D)PYRENE	ug/kg	5.3 U	5.3 U	13 U	5.3 U	5.2 U	5.3 U
ISOPHORONE	ug/kg	330 U	330 U	330 U	330 U	330 U	330 U
NAPHTHALENE	ug/kg	15	19	13 U	5.3 U	5.2 U	11 J
NITROBENZENE	ug/kg	330 U	330 U	330 U	330 U	330 U	330 U
N-NITROSODI-N-PROPYLAMINE	ug/kg	330 U	330 U	330 U	330 U	330 U	330 U
N-NITROSODIPHENYLAMINE	ug/kg	330 U	330 U	330 U	330 U	330 U	330 U
PENTACHLOROPHENOL	ug/kg	670 U	670 U	670 U	670 U	660 U	670 U
PERYLENE	ug/kg	5.3 U	5.3 U	13 U	5.3 U	5.2 U	5.3 U
PHENANTHRENE	ug/kg	5.3 U	5.5 J	13 U	5.3 U	5.2 U	5.3 U
PHENOL	ug/kg	330 U	330 U	330 U	330 U	330 U	330 U
PYRENE	ug/kg	5.3 U	12 J	13 U	5.3 U	5.2 U	5.3 U
PYRIDINE	ug/kg	1,300 U	1,300 U	1,300 U	1,300 UJ	1,300 UJ	1,300 UJ
TOTAL HMW PAHs	ug/kg	5.3 U	19.1 J	13 U	5.3 U	5.2 U	5.3 U
TOTAL LMW PAHs	ug/kg	24.9 J	50 J	13 U	8 J	6.3 J	24 J
TOTAL PAHs	ug/kg	24.9 J	69.1 J	13 U	8 J	6.3 J	24 J
Physical Parameters							
MOISTURE (WATER) CONTENT	%	202	199	286	256	284	246
PERCENT MOISTURE	%	66.9	66.5	74.1	71.9	74	71.1

Table C-17
American Eel (Fillet) Analytical Results

Location ID: / Date Analyzed:	Units	NB03FAEN-COMP01 10/08/15	NB03FAEN-COMP02 10/08/15	NB03FAEN-COMP03 01/18/16	NB03FAEN-COMP04 01/18/16	NB03FAEN-COMP05 10/01/15
Dioxins/Furans						
1,2,3,4,6,7,8-HEPTACHLORODIBENZOFURAN	ng/kg	3.15 JB	2.27 JB	8.22 B	8.58 B	3.35 JB
1,2,3,4,6,7,8-HEPTACHLORODIBENZO-P-DIOXIN	ng/kg	0.492 JBQ	0.233 JBQ	1.09 JBQ	0.964 JB	0.734 JB
1,2,3,4,7,8,9-HEPTACHLORODIBENZOFURAN	ng/kg	0.112 JBQ	0.0518 JBQ	0.208 JBQ	0.257 JBQ	0.0939 JBQ
1,2,3,4,7,8-HEXACHLORODIBENZOFURAN	ng/kg	1.23 J	0.918 J	3.52 JB	4.71 JC	2.18 JB
1,2,3,4,7,8-HEXACHLORODIBENZO-P-DIOXIN	ng/kg	0.117 JBQ	0.111 JBQ	0.326 JQ	0.327 JQ	0.207 JBQ
1,2,3,6,7,8-HEXACHLORODIBENZOFURAN	ng/kg	1.46 JB	0.988 JB	2.67 JB	3.85 JB	1.24 JB
1,2,3,6,7,8-HEXACHLORODIBENZO-P-DIOXIN	ng/kg	0.566 JBQ	0.393 JB	2.08 JQ	1.35 JQ	0.714 JBQ
1,2,3,7,8,9-HEXACHLORODIBENZOFURAN	ng/kg	0.0602 JB	0.0703 JBQ	0.0947 U	0.0911 U	0.0736 JB
1,2,3,7,8,9-HEXACHLORODIBENZO-P-DIOXIN	ng/kg	0.092 JQ	0.0528 J	0.202 JBQ	0.249 JBQ	0.18 JBQ
1,2,3,7,8-PENTACHLORODIBENZOFURAN	ng/kg	0.682 JB	0.479 JBQ	1.49 JBQ	2.26 JB	1.09 JB
1,2,3,7,8-PENTACHLORODIBENZO-P-DIOXIN	ng/kg	0.185 JBQ	0.27 JBQ	0.23 U	0.817 JB	0.448 JBQ
2,3,4,6,7,8-HEXACHLORODIBENZOFURAN	ng/kg	0.133 JBQ	0.0897 JBQ	0.379 JBQ	0.463 JBQ	0.282 JB
2,3,4,7,8-PENTACHLORODIBENZOFURAN	ng/kg	3.51 JB	1.48 JB	3.39 JB	9.23 BC	1.93 JB
2,3,7,8-TETRACHLORODIBENZOFURAN	ng/kg	0.082 U	0.0611 U	0.217 U	0.261 U	0.0564 JQ
2,3,7,8-TETRACHLORODIBENZO-P-DIOXIN	ng/kg	3.81 B	3.05 B	10.3	14.7	7.99 B
OCTACHLORODIBENZOFURAN	ng/kg	0.19 JBQ	0.0821 JBQ	0.323 JB	0.452 JBQ	0.344 JB
OCTACHLORODIBENZO-P-DIOXIN	ng/kg	0.606 JB	0.311 JBQ	2.06 JB	1.77 JBQ	1.13 JBQ
PERCENT LIPIDS	%	2.6	1.8	7.3	8.5	6.1
Metals						
ALUMINUM	mg/kg	5.54 U	5.54 U	3.86 U	5.49 U	5.33 U
ANTIMONY	mg/kg	0.0653 U	0.0653 U	0.0455 U	0.0647 U	0.0629 U
ARSENIC	mg/kg	0.77	1.77	0.774	0.695	0.771
BARIUM	mg/kg	0.182 U	0.182 U	0.127 U	0.18 U	0.175 U
BERYLLIUM	mg/kg	0.0141 U	0.0141 U	0.0098 U	0.0139 U	0.0135 U
CADMIUM	mg/kg	0.0455 U	0.0455 U	0.0317 U	0.0451 U	0.0438 U
CALCIUM	mg/kg	213	284	306	377	276
CHROMIUM	mg/kg	2.42	0.099 U	0.069 U	0.098 U	0.0952 U
COBALT	mg/kg	0.0286 B	0.0198 U	0 B	0.0196 U	0.0233 B
COPPER	mg/kg	0.0792 U	0.0792 U	0.0552 U	0.193 B	0.0762 U
IRON	mg/kg	21.4	4.57 U	5.03 B	4.53 U	4.4 U
LEAD	mg/kg	0.0257 U	0.0268 B	0.0272 B	0.0255 U	0.028 B
MAGNESIUM	mg/kg	235	295	265	264	284
MANGANESE	mg/kg	0.369 B	0.409	0.566	0.59	0.699
MERCURY	ng/g	342	368	482	638	466
METHYL MERCURY	ng/g	373 J	249	564	764	481
NICKEL	mg/kg	0.203 B	0.186 U	0.13 U	0.184 U	0.179 U
POTASSIUM	mg/kg	3,430	4,670	3,520	3,560	4,460
SELENIUM	mg/kg	0.456	0.472	0.4	0.433	0.398
SILVER	mg/kg	0.0198 U	0.0198 U	0.0138 U	0.0196 U	0.019 U
SODIUM	mg/kg	509	550	663	418	536
THALLIUM	mg/kg	0.0297 U	0.0297 U	0.0207 U	0.0294 U	0.0286 U
TITANIUM	mg/kg	0.168 U	0.168 U	0.255 U	0.363 U	0.162 U
VANADIUM	mg/kg	0.0297 U	0.0297 U	0.0207 U	0.0294 U	0.0286 U
ZINC	mg/kg	15.3	18	34.2	29.1	20.5
Butyltins						
DIBUTYLTIN	ug/kg	1.3 U	1.3 U	1.3 UJ	1.3 UJ	1.2 U
MONOBUTYLTIN	ug/kg	20 UJCN	21 UJCN	21 UJCN	21 UJCN	20 UCN

Table C-17
American Eel (Fillet) Analytical Results

Location ID: Date Analyzed:	Units	NB03FAEN-COMP01 10/08/15	NB03FAEN-COMP02 10/08/15	NB03FAEN-COMP03 01/18/16	NB03FAEN-COMP04 01/18/16	NB03FAEN-COMP05 10/01/15
TETRA-N-BUTYLTIN	ug/kg	1.7 U	1.7 U	1.7 UJ	1.7 UJ	1.6 U
TRIBUTYLTIN	ug/kg	1.5 U	1.5 U	1.5 UJ	1.5 UJ	2.1
Aroclor PCBs						
AROCLOR 1016	ug/kg	7.2 U	7.2 U	36 U	36 U	36 U
AROCLOR 1221	ug/kg	9.1 U	9.2 U	45 U	46 U	46 U
AROCLOR 1232	ug/kg	16 U	16 U	79 U	80 U	79 U
AROCLOR 1242	ug/kg	6.6 U	6.6 U	33 U	33 U	33 U
AROCLOR 1248	ug/kg	6.6 U	6.6 U	33 U	33 U	33 U
AROCLOR 1254	ug/kg	91	170	650	430	33 U
AROCLOR 1260	ug/kg	140 PJN	160 PJN	NA	NA	200 PJ
AROCLOR 1262	ug/kg	6.6 U	6.6 U	33 U	33 U	33 U
AROCLOR 1268	ug/kg	6.6 U	6.6 U	33 U	33 U	33 U
TOTAL AROCLOR PCBs (SUM OF 7 AROCLORS)	ug/kg	231 J	330 J	650	430	200 J
TOTAL AROCLOR PCBs (SUM OF 9 AROCLORS)	ug/kg	231 J	330 J	650	430	200 J
Pesticides						
2,4'-DDD	pg/g	639 J	936 J	1,300 J	1,650 J	739 J
2,4'-DDE	pg/g	613 J	236 J	624 J	1,530 J	468 J
2,4'-DDT	pg/g	59.7 J	192 J	155 J	112 J	58.8 J
4,4'-DDD	pg/g	16,300 JD	22,000 JD	120,000 DJ	75,300 DJ	32,500 DJ
4,4'-DDE	pg/g	50,700 JBD	38,400 JBD	271,000 BDJ	209,000 BDJ	74,600 BDJ
4,4'-DDT	pg/g	1,150 JB	1,420 JB	9,460 J	2,640 J	1,100 BJ
ALDRIN	pg/g	13.4 J	18.3 J	121 J	41.6 J	20 J
ALPHA BHC	pg/g	28.1 J	34.4 J	90.1 J	86.4 J	42.9 J
ALPHA ENDOSULFAN	pg/g	57.4 UJ	57.4 UJ	57.4 UJ	57.4 UJ	57.4 UJ
BETA BHC	pg/g	52.2 J	63.2 J	153 J	138 J	67 J
BETA ENDOSULFAN	pg/g	58.3 UJ	58.3 UJ	58.3 UJ	58.3 UJ	58.3 UJ
CIS-CHLORDANE	pg/g	5,520 J	7,060 J	18,700 J	17,000 J	8,470 J
CIS-NONACHLOR	pg/g	3,750 J	3,580 J	17,600 DJ	14,900 J	5,400 J
DELTA BHC	pg/g	5.08 UJ	5.08 UJ	5.08 UJ	8.48 J	5.08 UJ
DIELDRIN	pg/g	4,850 JD	6,390 J	21,200 DJ	19,400 J	9,000 BDJ
ENDOSULFAN SULFATE	pg/g	63.3 UJ	63.3 UJ	63.3 UJ	63.3 UJ	63.3 UJ
ENDRIN	pg/g	13.9 UJ	13.9 UJ	70 J	46.4 J	23.1 J
ENDRIN ALDEHYDE	pg/g	131 UJ	131 UJ	131 UJ	131 UJ	131 UJ
ENDRIN KETONE	pg/g	76 UJ	76 UJ	76 UJ	76 UJ	54.2 J
GAMMA BHC (LINDANE)	pg/g	15.3 J	16.4 J	42.6 J	39.4 J	18.6 J
HEPTACHLOR	pg/g	32.5 UJ	32.5 UJ	32.5 UJ	5.74 J	32.5 UJ
HEPTACHLOR EPOXIDE	pg/g	1,180 J	1,340 J	6,340 J	5,800 J	2,510 J
HEXACHLOROBENZENE	pg/g	1,820 JB	1,830 JB	6,240 BJ	5,940 BJ	2,720 BJ
METHOXYCHLOR	pg/g	38.9 UJ	38.9 UJ	38.9 UJ	38.9 UJ	38.9 UJ
MIREX	pg/g	186 J	144 J	574 J	485 J	151 J
OXYCHLORDANE	pg/g	4,080 J	2,600 J	28,700 DJ	19,700 DJ	7,040 J
TRANS-CHLORDANE	pg/g	1,210 J	1,540 J	4,960 J	3,980 DJ	2,300 BJ
TRANS-HEPTACHLOR EPOXIDE	pg/g	17 UJ	17 UJ	17 UJ	17 UJ	1,040 J
TRANS-NONACHLOR	pg/g	9,290 JD	8,200 J	53,100 DJ	27,200 DJ	12,500 BJ
TOTAL ALPHA + GAMMA CHLORDANE	pg/g	6,730 J	8,600 J	23,700 J	21,000 J	10,800 J
TOTAL DDT (2,4)	pg/g	1,310 J	1,360 J	2,080 J	3,290 J	1,270 J
TOTAL DDT (4,4)	pg/g	68,200 J	61,800 J	400,000 J	287,000 J	108,000 J
TOTAL DDT (2,4 & 4,4)	pg/g	69,500 J	63,200 J	403,000 J	290,000 J	109,000 J

Table C-17
American Eel (Fillet) Analytical Results

Location ID: / Date Analyzed:	Units	NB03FAEN-COMP01 10/08/15	NB03FAEN-COMP02 10/08/15	NB03FAEN-COMP03 01/18/16	NB03FAEN-COMP04 01/18/16	NB03FAEN-COMP05 10/01/15
PCB Congeners						
PCB-1	ng/kg	5.15 J	0.971 UJ	8 J	7.69 J	0.994 UJ
PCB-2	ng/kg	0.682 UJ	1.13 J	3.48 U	3.39 U	0.696 UJ
PCB-3	ng/kg	R	1.07 UJ	5.46 U	5.32 U	1.09 UJ
PCB-4	ng/kg	41.2 J	33.4 BJ	72.4 B	103 B	60 BJ
PCB-5	ng/kg	0.779 UJ	0.777 UJ	3.97 U	3.87 U	0.795 UJ
PCB-6	ng/kg	4.77 J	4.84 J	7.82 JB	9.77 B	0.696 UJ
PCB-7	ng/kg	0.779 UJ	1.35 J	3.97 U	3.87 U	1.56 J
PCB-8	ng/kg	R	1.46 UJ	27.6 B	34.2 B	1.49 UJ
PCB-9	ng/kg	1.81 J	1.53 J	3.48 U	3.61 J	0.696 UJ
PCB-10	ng/kg	2.92 J	2.53 J	6.45 U	6.29 U	3.64 J
PCB-11	ng/kg	3.31 UJ	3.3 UJ	64.7 B	82 B	43.4 BJ
PCB-12/13	ng/kg	4.91 J	4.81 J	9.81 J	11.9 J	5.79 J
PCB-14	ng/kg	0.779 UJ	0.777 UJ	3.97 U	3.87 U	0.795 UJ
PCB-15	ng/kg	30.1 BJ	38.2 BJ	70.1	77.4	37.7 BJ
PCB-16	ng/kg	R	19.2 J	32.6 B	65.7 B	25.9 BJ
PCB-17	ng/kg	33.3 J	31.6 J	66.1 B	110 B	51 BJ
PCB-18/30	ng/kg	103 J	89.7 BJ	208 B	366 B	155 BJ
PCB-19	ng/kg	34.3 J	29.4 J	67.3	121	44.6 J
PCB-20/28	ng/kg	5,770 BEJ	5,130 BEJ	7,820 BE	9,660 BE	3,640 BEJ
PCB-21/33	ng/kg	2.04 UJ	25 J	38.1	54.9	24.6 J
PCB-22	ng/kg	164 J	143 BJ	315 B	606 B	195 BJ
PCB-23	ng/kg	0.682 UJ	0.68 UJ	3.48 U	3.39 U	0.696 UJ
PCB-24	ng/kg	0.974 UJ	1.87 J	4.97 U	7.48 J	3.81 J
PCB-25	ng/kg	32.2 J	24.8 J	53.3	109	35 J
PCB-26/29	ng/kg	565 J	507 J	808	1,010	450 J
PCB-27	ng/kg	13 J	R	25.3	40	17.9 J
PCB-31	ng/kg	1,330 EJ	1,560 BEJ	2,010 BE	2,760 BE	1,310 BEJ
PCB-32	ng/kg	98.7 J	90.4 BJ	159 B	272 B	108 BJ
PCB-34	ng/kg	5.22 J	4.93 J	12.9	19.2	6.09 J
PCB-35	ng/kg	0.876 UJ	0.874 UJ	4.47 U	4.36 U	0.895 UJ
PCB-36	ng/kg	0.779 UJ	0.777 UJ	3.97 U	3.87 U	0.795 UJ
PCB-37	ng/kg	47.6 J	55.6 J	159	162	57 J
PCB-38	ng/kg	0.682 UJ	7.95 J	29.6	27.9	11.5 J
PCB-39	ng/kg	0.779 UJ	1.04 J	3.97 U	3.87 U	1.2 J
PCB-40/71	ng/kg	351 J	299 J	682	1,240	479 J
PCB-41	ng/kg	4.09 UJ	4.08 UJ	20.9 U	20.3 U	4.17 UJ
PCB-42	ng/kg	1,200 EJ	979 EJ	1,970	3,120 E	1,030 EJ
PCB-43	ng/kg	1.36 UJ	23 J	49	101	28.8 J
PCB-44/47/65	ng/kg	13,000 EJ	9,030 EJ	41,200 E	39,200 E	13,300 EJ
PCB-45	ng/kg	50.3 J	70 J	141	242	81.6 J
PCB-46	ng/kg	13.5 J	12.2 J	23.1	47.4	19.5 J
PCB-48	ng/kg	15.6 J	15.6 J	31.6	82.1	28.2 J
PCB-49/69	ng/kg	1,520 EJ	1,420 EJ	2,640	4,740	1,500 EJ
PCB-50/53	ng/kg	84.7 J	97.6 J	218	391	135 J
PCB-51	ng/kg	64.6 J	61.5 J	138	251	97.5 J
PCB-52	ng/kg	15,000 BEJ	14,000 BEJ	37,600 BE	27,900 BE	10,400 BEJ
PCB-54	ng/kg	5.99 J	5.42 J	6.95 U	22.6 J	7.81 J

Table C-17
American Eel (Fillet) Analytical Results

Location ID: Date Analyzed:	Units	NB03FAEN-COMP01 10/08/15	NB03FAEN-COMP02 10/08/15	NB03FAEN-COMP03 01/18/16	NB03FAEN-COMP04 01/18/16	NB03FAEN-COMP05 10/01/15
PCB-55	ng/kg	1.17 UJ	9.64 J	5.96 U	5.81 U	11.7 J
PCB-56	ng/kg	35.6 J	46.2 J	69.5	165	50 J
PCB-57	ng/kg	16.2 J	18 J	22.9 J	30.6	13.7 J
PCB-58	ng/kg	62.5 J	48.5 J	106	136	44.2 J
PCB-60	ng/kg	1,140 EJ	1,100 EJ	3,420 E	4,280 E	1,150 EJ
PCB-61/70/74/76	ng/kg	6,300 EJ	5,580 EJ	15,100 E	20,000 E	5,790 EJ
PCB-62/75	ng/kg	1,090 J	953 J	3,470	3,500	1,240 J
PCB-63	ng/kg	379 J	407 J	569	670	229 J
PCB-64	ng/kg	5,840 EJ	5,580 EJ	13,400 E	11,900 E	5,330 EJ
PCB-66	ng/kg	10,400 BEJ	8,590 BEJ	27,800 E	34,100 E	9,620 BEJ
PCB-67	ng/kg	31.5 J	30.8 J	28.4	57	32.3 J
PCB-68	ng/kg	86.1 J	96.5 J	141	188	55.4 J
PCB-72	ng/kg	148 J	154 J	231	277	82.3 J
PCB-73	ng/kg	1.36 UJ	12.7 J	21.6 J	42	14.5 J
PCB-77	ng/kg	15.9 J	18.6 J	61.7	54.9	10.1 J
PCB-78	ng/kg	1.56 UJ	1.55 UJ	7.94 U	7.74 U	1.59 UJ
PCB-79	ng/kg	26.3 J	31 J	66.8	88.7	25.8 J
PCB-80	ng/kg	1.07 UJ	1.07 UJ	5.46 U	5.32 U	1.09 UJ
PCB-81	ng/kg	1.75 UJ	1.75 UJ	R	R	1.79 UJ
PCB-82	ng/kg	259 J	247 J	572	885	339 J
PCB-83	ng/kg	364 J	384 J	1,150	1,020	507 J
PCB-84	ng/kg	654 EJ	840 EJ	1,770	1,890	846 EJ
PCB-85/116/117	ng/kg	3,000 EJ	2,350 EJ	10,300 E	10,200 E	3,420 EJ
PCB-86/87/97/109/119/125	ng/kg	2,210 J	2,490 J	6,760	7,720	2,740 J
PCB-88	ng/kg	2.14 UJ	2.14 UJ	10.9 U	10.6 U	2.19 UJ
PCB-89	ng/kg	1.27 UJ	2.72 J	6.45 U	12.1 J	4.54 J
PCB-90/101/113	ng/kg	3,890 EJ	5,020 BEJ	11,300 BE	12,700 BE	4,670 BEJ
PCB-91	ng/kg	617 EJ	706 EJ	1,720	1,990	719 EJ
PCB-92	ng/kg	2,280 EJ	2,280 EJ	6,300 E	4,100 E	1,980 EJ
PCB-93/100	ng/kg	807 J	459 J	3,890	2,600	8.77 J
PCB-94	ng/kg	1.27 UJ	6.8 J	19.1 J	46.6	14.2 J
PCB-95	ng/kg	2,060 EJ	3,120 EJ	5,180 E	5,460 E	2,350 EJ
PCB-96	ng/kg	3.95 J	5 J	19.9 U	22.7 J	7.21 J
PCB-98/102	ng/kg	7.5 UJ	16.3 J	38.2 U	105	853 J
PCB-99	ng/kg	12,500 EJ	8,290 EJ	43,500 E	45,300 E	14,500 EJ
PCB-103	ng/kg	4.44 J	5.3 J	8.33 J	20.4 J	5.41 J
PCB-104	ng/kg	1.36 UJ	1.36 UJ	6.95 U	6.78 U	1.39 UJ
PCB-105	ng/kg	7,260 EJ	5,540 EJ	24,600 E	20,300 E	5,670 EJ
PCB-106	ng/kg	1.66 UJ	1.65 UJ	8.44 U	8.23 U	1.69 UJ
PCB-107	ng/kg	378 J	429 J	589	793	227 J
PCB-108/124	ng/kg	60.3 J	75.1 J	72.7	130	37.4 J
PCB-110/115	ng/kg	10,900 EJ	11,300 BEJ	28,700 E	20,900 E	9,620 EJ
PCB-111	ng/kg	34.5 J	31.3 J	112	93.9	38.7 J
PCB-112	ng/kg	1.36 UJ	37.9 J	6.95 U	6.78 U	43.4 J
PCB-114	ng/kg	363 J	292 J	1,380	1,480	313 J
PCB-118	ng/kg	25,800 EJ	20,000 BEJ	84,200 E	76,200 E	18,900 EJ
PCB-120	ng/kg	106 J	111 J	338	357	117 J
PCB-121	ng/kg	18.9 J	16.8 J	80.3	62.5	22.3 J

Table C-17
American Eel (Fillet) Analytical Results

Location ID: Date Analyzed:	Units	NB03FAEN-COMP01 10/08/15	NB03FAEN-COMP02 10/08/15	NB03FAEN-COMP03 01/18/16	NB03FAEN-COMP04 01/18/16	NB03FAEN-COMP05 10/01/15
PCB-122	ng/kg	14.4 J	25.3 J	48	5.81 U	24.1 J
PCB-123	ng/kg	490 J	294 J	1,530	1,500	352 J
PCB-126	ng/kg	1.56 UJ	R	7.94 U	7.74 U	13.4 J
PCB-127	ng/kg	21.1 J	21.9 J	78.9	6.78 U	19.1 J
PCB-128/166	ng/kg	2,760 EJ	2,240 EJ	7,340 E	5,720	2,070 EJ
PCB-129/138/163	ng/kg	31,900 EJ	22,400 EJ	76,300 E	54,000 E	19,300 EJ
PCB-130	ng/kg	1,350 EJ	1,080 EJ	2,500	1,550	786 EJ
PCB-131	ng/kg	1.66 UJ	17.8 J	25.6	47.9	16.1 J
PCB-132	ng/kg	880 EJ	1,290 EJ	2,700	2,050	826 EJ
PCB-133	ng/kg	R	618 EJ	2,010	1,380	480 J
PCB-134	ng/kg	547 J	425 J	1,290	768	349 J
PCB-135/151	ng/kg	975 J	1,590 EJ	4,140	2,890	1,000 J
PCB-136	ng/kg	172 J	253 J	630	714	221 J
PCB-137	ng/kg	837 EJ	674 EJ	2,790	2,630	722 EJ
PCB-139/140	ng/kg	384 J	254 J	1,150	973	321 J
PCB-141	ng/kg	1,980 EJ	1,790 EJ	5,080 E	2,050	845 EJ
PCB-142	ng/kg	1.66 UJ	1.65 UJ	8.44 U	8.23 U	1.69 UJ
PCB-143	ng/kg	3.21 UJ	3.2 UJ	16.4 U	16 U	3.28 UJ
PCB-144	ng/kg	19.1 J	48.2 J	60.3	115	32.6 J
PCB-145	ng/kg	1.56 UJ	1.55 UJ	7.94 U	7.74 U	1.59 UJ
PCB-146	ng/kg	5,770 EJ	4,740 EJ	13,700 E	9,790 E	3,710 EJ
PCB-147/149	ng/kg	5,310 EJ	5,720 BEJ	13,900 BE	10,600 BE	4,290 BEJ
PCB-148	ng/kg	R	71.4 J	381	301	84.3 J
PCB-150	ng/kg	1.46 UJ	2.1 J	7.45 U	7.36 J	1.75 J
PCB-152	ng/kg	1.36 UJ	1.36 UJ	6.95 U	6.78 U	1.39 UJ
PCB-153/168	ng/kg	39,500 BEJ	33,100 BEJ	99,000 BE	77,000 BE	25,300 BEJ
PCB-154	ng/kg	524 J	441 J	2,630	2,350	612 EJ
PCB-155	ng/kg	324 J	242 J	1,140	742	262 J
PCB-156/157	ng/kg	2,410 EJ	1,950 EJ	7,640 E	6,080 E	1,540 EJ
PCB-158	ng/kg	2,210 EJ	1,550 EJ	6,550 E	4,990 E	1,600 EJ
PCB-159	ng/kg	1.36 UJ	1.36 UJ	17.5 J	13.1 J	3.53 J
PCB-160	ng/kg	6.13 UJ	6.12 UJ	31.3 U	30.5 U	6.26 UJ
PCB-161	ng/kg	1.27 UJ	1.26 UJ	6.45 U	6.29 U	1.29 UJ
PCB-162	ng/kg	1.27 UJ	174 J	475	291	120 J
PCB-164	ng/kg	827 EJ	676 EJ	2,170	1,020	517 J
PCB-165	ng/kg	29.2 J	31.4 J	75.6	63	26.8 J
PCB-167	ng/kg	R	947 EJ	3,030 E	2,510	711 EJ
PCB-169	ng/kg	1.46 UJ	2.49 J	7.45 U	7.26 U	1.49 UJ
PCB-170	ng/kg	5,170 EJ	3,650 EJ	10,800 E	6,090 E	2,070 EJ
PCB-171/173	ng/kg	1,700 EJ	1,080 J	4,340	2,760	992 J
PCB-172	ng/kg	1,230 EJ	780 EJ	2,470	1,360	499 J
PCB-174	ng/kg	1,090 EJ	1,020 EJ	3,710 E	1,240	465 J
PCB-175	ng/kg	206 J	203 J	693	465	167 J
PCB-176	ng/kg	19.5 J	35.7 J	45.1	70.6	27 J
PCB-177	ng/kg	3,540 EJ	2,350 EJ	6,890 E	3,420 E	1,730 EJ
PCB-178	ng/kg	R	1,710 EJ	5,370 E	3,760 E	1,570 EJ
PCB-179	ng/kg	327 J	453 J	1,350	754	277 J
PCB-180/193	ng/kg	19,300 EJ	14,000 EJ	43,600 E	27,600 E	8,210 EJ

Table C-17
American Eel (Fillet) Analytical Results

Location ID: Date Analyzed:	Units	NB03FAEN-COMP01 10/08/15	NB03FAEN-COMP02 10/08/15	NB03FAEN-COMP03 01/18/16	NB03FAEN-COMP04 01/18/16	NB03FAEN-COMP05 10/01/15
PCB-181	ng/kg	62.6 J	50.4 J	180	123	39.6 J
PCB-182	ng/kg	R	34.1 J	157	111	38.2 J
PCB-183/185	ng/kg	5,120 EJ	4,030 EJ	13,700 E	9,260 E	3,230 EJ
PCB-184	ng/kg	35.2 J	33.9 J	144	97.1	32.9 J
PCB-186	ng/kg	1.46 UJ	1.46 UJ	7.45 U	7.26 U	1.49 UJ
PCB-187	ng/kg	14,700 EJ	11,200 EJ	35,100 E	22,000 E	8,540 EJ
PCB-188	ng/kg	39.3 J	56.8 J	143	143	33.1 J
PCB-189	ng/kg	225 J	186 J	580	379	105 J
PCB-190	ng/kg	1,310 EJ	922 EJ	3,030 E	1,810	570 J
PCB-191	ng/kg	276 J	212 J	656	428	146 J
PCB-192	ng/kg	4.08 J	6.82 J	8.9 J	9.77 J	1.29 UJ
PCB-194	ng/kg	2,390 EJ	2,160 EJ	5,490 E	3,270	905 EJ
PCB-195	ng/kg	1,020 EJ	640 J	1,900	981	292 J
PCB-196	ng/kg	1,530 EJ	1,350 EJ	4,120	2,690	828 J
PCB-197/200	ng/kg	175 J	180 J	453	323	111 J
PCB-198/199	ng/kg	4,380 EJ	3,570 EJ	9,620 E	6,290	2,190 EJ
PCB-201	ng/kg	421 J	410 BJ	1,120	828	276 J
PCB-202	ng/kg	1,530 EJ	1,650 EJ	3,390	2,600	998 EJ
PCB-203	ng/kg	2,700 EJ	2,480 EJ	6,310 E	3,690	1,120 EJ
PCB-204	ng/kg	4.97 J	7.13 J	14.4 J	13 J	4.33 J
PCB-205	ng/kg	126 J	108 J	202	109	38.2 J
PCB-206	ng/kg	1,750 EJ	2,170 EJ	2,680	1,960	622 J
PCB-207	ng/kg	191 J	249 J	352	290	81.6 J
PCB-208	ng/kg	663 J	926 EJ	1,190	1,000	R
PCB-209	ng/kg	796 J	1,240 BEJ	1,260	1,030	314 J
TOTAL PCB CONGENERS (209)	ng/kg	310,000 J	262,000 J	823,000 J	682,000 J	228,000 J
Semivolatiles						
1,2,4,5-TETRACHLOROBENZENE	ug/kg	320 U	320 U	330 U	330 U	330 U
1,2-DIPHENYLHYDRAZINE	ug/kg	320 U	320 U	330 U	330 U	330 U
1-METHYLNAPHTHALENE	ug/kg	29	13 UJ	5.3 U	13 J	13 U
2,3,4,6-TETRACHLOROPHENOL	ug/kg	1,300 U	1,300 U	1,300 U	1,300 U	1,300 U
2,4,5-TRICHLOROPHENOL	ug/kg	320 U	320 U	330 U	330 U	330 U
2,4,6-TRICHLOROPHENOL	ug/kg	320 U	320 U	330 U	330 U	330 U
2,4-DICHLOROPHENOL	ug/kg	320 U	320 U	330 U	330 U	330 U
2,4-DIMETHYLPHENOL	ug/kg	320 U	320 U	330 U	330 U	330 U
2,4-DINITROPHENOL	ug/kg	5,800 U	5,800 U	6,000 UJ	6,000 UJ	5,900 U
2,4-DINITROTOLUENE	ug/kg	1,300 U	1,300 U	1,300 U	1,300 U	1,300 U
2,6-DINITROTOLUENE	ug/kg	320 U	320 U	330 U	330 U	330 U
2-CHLORONAPHTHALENE	ug/kg	130 U	130 U	130 UJ	130 UJ	130 UJ
2-CHLOROPHENOL	ug/kg	320 U	320 U	330 U	330 U	330 U
2-METHYLNAPHTHALENE	ug/kg	54	13 UJ	5.3 U	15	13 U
2-METHYLPHENOL (O-CRESOL)	ug/kg	320 U	320 U	330 U	330 U	330 U
2-NITROANILINE	ug/kg	320 U	320 U	330 U	330 U	330 U
2-NITROPHENOL	ug/kg	320 U	320 U	330 U	330 U	330 U
3,3'-DICHLOROBENZIDINE	ug/kg	1,900 U	1,900 U	2,000 UJ	2,000 UJ	2,000 U
3-NITROANILINE	ug/kg	1,300 U	1,300 U	1,300 U	1,300 U	1,300 U
4,6-DINITRO-2-METHYLPHENOL	ug/kg	3,200 U	3,200 U	3,300 U	3,300 U	3,300 U
4-BROMOPHENYL PHENYL ETHER	ug/kg	320 U	320 U	330 U	330 U	330 U

Table C-17
American Eel (Fillet) Analytical Results

Location ID: / Date Analyzed:	Units	NB03FAEN-COMP01 10/08/15	NB03FAEN-COMP02 10/08/15	NB03FAEN-COMP03 01/18/16	NB03FAEN-COMP04 01/18/16	NB03FAEN-COMP05 10/01/15
4-CHLORO-3-METHYLPHENOL	ug/kg	320 U	320 U	330 U	330 U	330 U
4-CHLOROANILINE	ug/kg	650 U	650 U	670 U	670 U	650 U
4-CHLOROPHENYL PHENYL ETHER	ug/kg	320 U	320 U	330 U	330 U	330 U
4-METHYLPHENOL (P-CRESOL)	ug/kg	320 U	320 U	330 U	330 U	330 U
4-NITROANILINE	ug/kg	1,300 U	1,300 U	1,300 U	1,300 U	1,300 U
4-NITROPHENOL	ug/kg	3,200 U	3,200 U	3,300 UJ	3,300 UJ	3,300 U
ACENAPHTHENE	ug/kg	7.4	13 UJ	25	28	19 J
ACENAPHTHYLENE	ug/kg	2.7 U	13 UJ	5.3 U	5.3 U	13 U
ACETOPHENONE	ug/kg	320 U	320 U	330 U	330 U	330 U
ANTHRACENE	ug/kg	2.7 U	13 UJ	5.3 U	5.3 U	13 U
ATRAZINE	ug/kg	650 U	650 U	670 U	670 U	650 U
BENZALDEHYDE	ug/kg	1,300 U	1,300 U	1,300 UJ	1,300 UJ	1,300 U
BENZIDINE	ug/kg	14,000 U	14,000 U	14,000 UJ	14,000 UJ	14,000 U
BENZO(A)ANTHRACENE	ug/kg	2.7 U	13 UJ	5.3 U	5.3 U	13 U
BENZO(A)PYRENE	ug/kg	2.7 U	13 UJ	5.3 U	5.3 U	13 U
BENZO(B)FLUORANTHENE	ug/kg	2.7 U	13 UJ	5.3 U	5.3 U	13 U
BENZO(G,H,I)PERYLENE	ug/kg	2.7 U	13 UJ	5.3 U	5.3 U	13 U
Benzo(j)+(k)Fluoranthene	ug/kg	2.7 U	13 UJ	5.3 U	5.3 U	13 U
BENZO[E]PYRENE	ug/kg	2.7 U	13 UJ	5.3 U	5.3 U	13 U
BENZOIC ACID	ug/kg	3,200 U	3,200 U	3,300 UJ	3,300 UJ	3,300 U
BENZYL BUTYL PHTHALATE	ug/kg	1,300 U	1,300 U	1,300 U	1,300 U	1,300 U
BIPHENYL (DIPHENYL)	ug/kg	320 U	320 U	330 U	330 U	330 U
BIS(2-CHLOROETHOXY) METHANE	ug/kg	320 U	320 U	330 U	330 U	330 U
BIS(2-CHLOROETHYL) ETHER (2-CHLOROETHYL ETHER)	ug/kg	320 U	320 U	330 U	330 U	330 U
BIS(2-CHLOROISOPROPYL) ETHER	ug/kg	320 U	320 U	330 U	330 U	330 U
BIS(2-ETHYLHEXYL) PHTHALATE	ug/kg	1,300 U	1,300 U	1,300 U	1,300 U	1,300 U
C1-CHRYSENES	ug/kg	2.7 U	13 UJ	5.3 U	5.3 U	13 U
C1-FLUORANTHENES/PYRENES	ug/kg	2.7 U	13 UJ	5.3 U	5.3 U	13 U
C1-FLUORENES	ug/kg	6 J	13 UJ	5.3 U	5.3 U	13 U
C1-NAPHTHALENES	ug/kg	55	13 UJ	5.3 U	18	13 U
C1-PHENANTHRENE/ANTHRACENE	ug/kg	8.2	13 UJ	5.3 U	5.3 U	13 U
C2-CHRYSENE	ug/kg	2.7 U	13 UJ	5.3 U	5.3 U	13 U
C2-FLUORANTHENES/PYRENE	ug/kg	2.7 U	13 UJ	5.3 U	5.3 U	13 U
C2-FLUORENES	ug/kg	2.7 U	13 UJ	5.3 U	5.3 U	13 U
C2-NAPHTHALENES	ug/kg	77	13 UJ	5.3 U	7.4 J	13 U
C2-PHENANTHRENE/ANTHRACENE	ug/kg	8.5	13 UJ	5.3 U	5.3 U	13 U
C3-CHRYSENE	ug/kg	2.7 U	13 UJ	5.3 U	5.3 U	13 U
C3-FLUORANTHENES/PYRENE	ug/kg	2.7 U	13 UJ	5.3 U	5.3 U	13 U
C3-FLUORENES	ug/kg	2.7 U	13 UJ	5.3 U	5.3 U	13 U
C3-NAPHTHALENES	ug/kg	56	13 UJ	5.3 U	5.3 J	13 U
C3-PHENANTHRENE/ANTHRACENE	ug/kg	2.7 U	13 UJ	5.3 U	5.3 U	13 U
C4-CHRYSENE	ug/kg	2.7 U	13 UJ	5.3 U	5.3 U	13 U
C4-NAPHTHALENES	ug/kg	25	13 UJ	5.3 U	5.3 U	13 U
C4-PHENANTHRENE/ANTHRACENE	ug/kg	2.7 U	13 UJ	5.3 U	5.3 U	13 U
CAPROLACTAM	ug/kg	650 U	650 U	670 U	670 U	650 U
CARBAZOLE	ug/kg	320 U	320 U	330 U	330 U	330 U
CHRYSENE	ug/kg	2.7 U	13 UJ	5.3 U	5.3 U	13 U
DIBENZ(A,H)ANTHRACENE	ug/kg	2.7 U	13 UJ	5.3 U	5.3 U	13 U

Table C-17
American Eel (Fillet) Analytical Results

Location ID: / Date Analyzed:	Units	NB03FAEN-COMP01 10/08/15	NB03FAEN-COMP02 10/08/15	NB03FAEN-COMP03 01/18/16	NB03FAEN-COMP04 01/18/16	NB03FAEN-COMP05 10/01/15
DIBENZOFURAN	ug/kg	320 U	320 U	330 U	330 U	330 U
DIETHYL PHTHALATE	ug/kg	1,300 U	1,300 U	1,300 U	1,300 U	1,300 U
DIMETHYL PHTHALATE	ug/kg	1,300 U	1,300 U	1,300 U	1,300 U	1,300 U
DI-N-BUTYL PHTHALATE	ug/kg	1,300 U	1,300 U	1,300 U	1,300 U	1,300 U
DI-N-OCTYLPHTHALATE	ug/kg	1,300 U	1,300 U	1,300 U	1,300 U	1,300 U
FLUORANTHENE	ug/kg	2.7 U	13 UJ	7.1 J	8.4 J	13 U
FLUORENE	ug/kg	3.7 J	13 UJ	5.3 U	5.6 J	13 U
HEXACHLOROBUTADIENE	ug/kg	320 U	320 U	330 U	330 U	330 U
HEXACHLOROCYCLOPENTADIENE	ug/kg	3,200 U	3,200 U	3,300 U	3,300 U	3,300 U
HEXACHLOROETHANE	ug/kg	650 U	650 U	670 U	670 U	650 U
INDENO(1,2,3-C,D)PYRENE	ug/kg	2.7 U	13 UJ	5.3 U	5.3 U	13 U
ISOPHORONE	ug/kg	320 U	320 U	330 U	330 U	330 U
NAPHTHALENE	ug/kg	16	13 UJ	7.6 J	31	13 U
NITROBENZENE	ug/kg	320 U	320 U	330 U	330 U	330 U
N-NITROSODI-N-PROPYLAMINE	ug/kg	320 U	320 U	330 U	330 U	330 U
N-NITROSODIPHENYLAMINE	ug/kg	320 U	320 U	330 U	330 U	330 U
PENTACHLOROPHENOL	ug/kg	650 U	650 U	670 U	670 U	650 U
PERYLENE	ug/kg	2.7 U	13 UJ	5.3 U	5.3 U	13 U
PHENANTHRENE	ug/kg	5 J	13 UJ	5.3 U	6.3 J	13 U
PHENOL	ug/kg	320 U	320 U	330 U	330 U	330 U
PYRENE	ug/kg	2.7 U	13 UJ	5.3 U	5.3 U	13 U
PYRIDINE	ug/kg	1,300 U	1,300 U	1,300 UJ	1,300 UJ	1,300 U
TOTAL HMW PAHs	ug/kg	2.7 U	13 U	7.1 J	8.4 J	13 U
TOTAL LMW PAHs	ug/kg	86.1 J	13 U	32.6 J	85.9 J	19 J
TOTAL PAHs	ug/kg	86.1 J	13 U	39.7 J	94.3 J	19 J
Physical Parameters						
MOISTURE (WATER) CONTENT	%	335	308	241	237	291
PERCENT MOISTURE	%	77	75.5	70.6	70.4	74.4

Table C-17
American Eel (Fillet) Analytical Results

Location ID: / Date Analyzed:	Units	NB03FAEN-COMP06 01/18/16	NB03FAES018 10/08/15	NB03FAES019 10/08/15	NB03FAES347 01/18/16	NB03FAES364 01/18/16	NB03FAES365 01/18/16	NB03FAES-COMP01 01/18/16
Dioxins/Furans								
1,2,3,4,6,7,8-HEPTACHLORODIBENZOFURAN	ng/kg	5.69 B	0.583 JBQ	2.1 JB	2.69 JB	1.57 JB	5.77 B	0.541 JB
1,2,3,4,6,7,8-HEPTACHLORODIBENZO-P-DIOXIN	ng/kg	0.892 JBQ	0.287 JBQ	0.617 JB	1.31 JBQ	0.718 JB	2.85 JB	0.248 JBQ
1,2,3,4,7,8,9-HEPTACHLORODIBENZOFURAN	ng/kg	0.157 JBQ	0.0372 JB	0.065 JBQ	0.121 JB	0.186 JBQ	0.191 JBQ	0.0967 JBQ
1,2,3,4,7,8-HEXACHLORODIBENZOFURAN	ng/kg	2.92 JB	0.281 J	0.901 J	1.53 JB	0.933 JB	2.22 JB	0.184 JB
1,2,3,4,7,8-HEXACHLORODIBENZO-P-DIOXIN	ng/kg	0.0757 U	0.0977 JBQ	0.261 JBQ	0.364 JBQ	0.246 JB	0.753 JBQ	0.0819 JBQ
1,2,3,6,7,8-HEXACHLORODIBENZOFURAN	ng/kg	1.86 JB	0.398 JB	1.21 JB	1.23 JB	1.65 JB	2.92 JB	0.397 JBQ
1,2,3,6,7,8-HEXACHLORODIBENZO-P-DIOXIN	ng/kg	1.23 J	0.416 JBQ	1.28 JB	1.48 JQ	1.32 JQ	3.76 J	0.369 J
1,2,3,7,8,9-HEXACHLORODIBENZOFURAN	ng/kg	0.106 JBQ	0.0703 JBQ	0.0561 JBQ	0.129 JB	0.254 JB	0.107 JBQ	0.0646 JBQ
1,2,3,7,8,9-HEXACHLORODIBENZO-P-DIOXIN	ng/kg	0.24 JB	0.0922 J	0.224 J	0.356 JBQ	0.277 JB	0.76 JBQ	0.0506 JBQ
1,2,3,7,8-PENTACHLORODIBENZOFURAN	ng/kg	0.108 U	0.193 JBQ	0.697 JB	0.934 JB	0.791 JBQ	3.25 JB	0.126 JBQ
1,2,3,7,8-PENTACHLORODIBENZO-P-DIOXIN	ng/kg	0.662 JB	0.187 JBQ	0.634 JBQ	0.135 U	0.792 JBQ	1.26 JBQ	0.122 U
2,3,4,6,7,8-HEXACHLORODIBENZOFURAN	ng/kg	0.303 JBQ	0.102 JBQ	0.223 JBQ	0.4 JBQ	0.349 JBQ	0.63 JBQ	0.0956 JBQ
2,3,4,7,8-PENTACHLORODIBENZOFURAN	ng/kg	4.22 JB	0.684 JBQ	1.48 JB	2.41 JB	2.11 JB	5.66 BC	0.788 JBQ
2,3,7,8-TETRACHLORODIBENZOFURAN	ng/kg	0.211 U	0.0688 U	0.0786 U	0.112 U	0.118 U	0.151 JBQ	0.0967 U
2,3,7,8-TETRACHLORODIBENZO-P-DIOXIN	ng/kg	9.11	2.48 B	3.87 B	5.05	6.66	8.66	0.0566 U
OCTACHLORODIBENZOFURAN	ng/kg	0.289 JBQ	0.116 JBQ	0.105 JBQ	0.256 JBQ	0.279 JBQ	0.462 JBQ	0.159 JBQ
OCTACHLORODIBENZO-P-DIOXIN	ng/kg	1.84 JB	0.509 JBQ	0.848 JBQ	2.05 JB	1.04 JBQ	2.8 JB	0.393 JBQ
PERCENT LIPIDS	%	8.4	1.4	3.8	8.8	5.9	20.4	0.95
Metals								
ALUMINUM	mg/kg	6.27 B	5.38 U	5.54 U	5.54 U	5.54 U	5.38 U	5.44 U
ANTIMONY	mg/kg	0.0449 U	0.0635 U	0.0653 U	0.0653 U	0.0653 U	0.0635 U	0.0641 U
ARSENIC	mg/kg	0.653	0.653	0.726	1.02	0.699	1.31	1.96
BARIUM	mg/kg	0.125 U	0.177 U	0.182 U	0.182 U	0.182 U	0.177 U	0.179 U
BERYLLIUM	mg/kg	0.0097 U	0.0137 U	0.0141 U	0.0141 U	0.0141 U	0.0137 U	0.0138 U
CADMIUM	mg/kg	0.0313 U	0.0442 U	0.0455 U	0.0455 U	0.0455 U	0.0442 U	0.0447 U
CALCIUM	mg/kg	180	152	140	306	151	187	269
CHROMIUM	mg/kg	0.068 U	0.0962 U	0.099 U	0.099 U	0.099 U	0.0962 U	0.0971 U
COBALT	mg/kg	0.0136 U	0.0192 U	0.0198 U	0.0198 U	0.0198 U	0.0192 U	0.0194 U
COPPER	mg/kg	0.265 B	0.0769 U	0.0792 U	0.266 B	0.221 B	0.231 B	0.231 B
IRON	mg/kg	4.8 B	4.44 U	4.57 U	4.57 U	4.57 U	4.44 U	4.49 U
LEAD	mg/kg	0.0177 U	0.025 U	0.0257 U	0.0257 U	0.0257 U	0.025 U	0.0259 B
MAGNESIUM	mg/kg	261	279	236	242	254	198	263
MANGANESE	mg/kg	0.114 U	0.246 B	0.19 B	0.166 U	0.166 U	0.162 U	0.163 U
MERCURY	ng/g	635	199	193	396	264	172	184
METHYL MERCURY	ng/g	700	329	334	418	252	170	184
NICKEL	mg/kg	0.128 U	0.181 U	0.186 U	0.186 U	0.186 U	0.181 U	0.183 U
POTASSIUM	mg/kg	3,450	4,080	3,800	3,990	3,610	2,790	4,100
SELENIUM	mg/kg	0.421	0.365 B	0.346 B	0.338 B	0.385 B	0.848	0.529
SILVER	mg/kg	0.0136 U	0.0192 U	0.0198 U	0.0198 U	0.0198 U	0.0192 U	0.0194 U
SODIUM	mg/kg	581	625	502	387	450	454	504
THALLIUM	mg/kg	0.0204 U	0.0288 U	0.0297 U	0.0297 U	0.0297 U	0.0288 U	0.0291 U
TITANIUM	mg/kg	0.252 U	0.163 U	0.168 U	0.366 U	0.366 U	0.356 U	0.359 U
VANADIUM	mg/kg	0.0204 U	0.0317 B	0.0297 U	0.0297 U	0.0297 U	0.0288 U	0.0291 U
ZINC	mg/kg	32.5	36.5	26.6	24.6	23.1	32.6	17.9
Butyltins								
DIBUTYLTIN	ug/kg	1.2 UJ	1.3 UJ	1.3 U	1.3 UJ	1.3 UJ	R	1.3 UJ
MONOBUTYLTIN	ug/kg	20 UJCN	20 UJCN	20 UJCN	20 UJCN	20 UJCN	R	20 UJCN

Table C-17
American Eel (Fillet) Analytical Results

Location ID: / Date Analyzed:	Units	NB03FAEN-COMP06 01/18/16	NB03FAES018 10/08/15	NB03FAES019 10/08/15	NB03FAES347 01/18/16	NB03FAES364 01/18/16	NB03FAES365 01/18/16	NB03FAES-COMP01 01/18/16
TETRA-N-BUTYLTIN	ug/kg	1.6 UJ	1.7 UJ	1.7 U	1.7 UJ	1.7 UJ	R	1.7 UJ
TRIBUTYLTIN	ug/kg	1.4 UJ	1.5 UJ	1.5 U	1.5 UJ	1.5 UJ	R	1.5 UJ
Aroclor PCBs								
AROCLOR 1016	ug/kg	7.1 U	36 U	36 U	7.2 U	7.2 U	36 U	7.2 U
AROCLOR 1221	ug/kg	9 U	46 U	45 U	9.2 U	9.2 U	46 U	9.2 U
AROCLOR 1232	ug/kg	16 U	80 U	79 U	16 U	16 U	80 U	16 U
AROCLOR 1242	ug/kg	6.5 U	33 U	33 U	6.6 U	6.6 U	33 U	6.6 U
AROCLOR 1248	ug/kg	6.5 U	33 U	33 U	6.6 U	6.6 U	33 U	6.6 U
AROCLOR 1254	ug/kg	330	33 U	33 U	110 PJ	180 J	660 PJN	72 JP
AROCLOR 1260	ug/kg	NA	49 U	48 U	NA	NA	NA	NA
AROCLOR 1262	ug/kg	6.5 U	33 U	33 U	6.6 U	6.6 U	33 U	6.6 U
AROCLOR 1268	ug/kg	6.5 U	33 U	33 U	6.6 U	6.6 U	33 U	6.6 U
TOTAL AROCLOR PCBs (SUM OF 7 AROCLORS)	ug/kg	330	80 U	79 U	110 J	180 J	660 J	72 J
TOTAL AROCLOR PCBs (SUM OF 9 AROCLORS)	ug/kg	330	80 U	79 U	110 J	180 J	660 J	72 J
Pesticides								
2,4'-DDD	pg/g	1,890 J	7,890 J	3,610 J	1,570	2,180	3,290	509
2,4'-DDE	pg/g	640 J	2,360 J	1,560 J	551	1,590	2,720	324
2,4'-DDT	pg/g	130 J	665 J	493 J	303	502	668	127
4,4'-DDD	pg/g	69,100 DJ	290,000 JD	207,000 JD	157,000 D	140,000 D	216,000 D	39,500 D
4,4'-DDE	pg/g	174,000 BDJ	679,000 JBED	330,000 JBD	250,000 BD	380,000 BD	352,000 BD	95,000 BD
4,4'-DDT	pg/g	3,760 J	12,400 JBD	16,400 JBD	16,800	8,760	6,610	1,410 J
ALDRIN	pg/g	55.3 J	26.9 J	19.3 J	14.3 J	17.7 J	66.4	6.43 J
ALPHA BHC	pg/g	87.9 J	90.3 J	70 J	98.6	63	211	R
ALPHA ENDOSULFAN	pg/g	57.4 UJ	57.4 UJ	57.4 UJ	57.4 U	57.4 U	57.4 U	57.4 U
BETA BHC	pg/g	150 J	121 J	89.4 J	75.3	56	147	13.6 J
BETA ENDOSULFAN	pg/g	58.3 UJ	58.3 UJ	58.3 UJ	58.3 U	58.3 U	58.3 U	58.3 U
CIS-CHLORDANE	pg/g	20,100 J	9,250 J	4,670 J	7,950	6,160	20,800	1,990
CIS-NONACHLOR	pg/g	15,400 J	12,100 J	3,730 J	6,480	7,040	13,700	2,710
DELTA BHC	pg/g	9.08 J	5.08 UJ	5.08 UJ	5.08 U	5.08 U	5.83 J	5.08 U
DIELDRIN	pg/g	21,300 J	14,300 JD	8,260 J	10,600	7,890	21,700	2,740
ENDOSULFAN SULFATE	pg/g	63.3 UJ	63.3 UJ	63.3 UJ	63.3 U	63.3 U	63.3 U	63.3 U
ENDRIN	pg/g	64.2 J	13.9 UJ	13.9 UJ	13.9 U	13.9 U	54.8	13.9 U
ENDRIN ALDEHYDE	pg/g	131 UJ	131 UJ	131 UJ	131 U	131 U	131 U	131 U
ENDRIN KETONE	pg/g	76 UJ	76 UJ	76 UJ	76 U	76 U	76 U	R
GAMMA BHC (LINDANE)	pg/g	37.9 J	52.1 J	35.3 J	51.1	23.7 J	70.4	11.1 J
HEPTACHLOR	pg/g	32.5 UJ	32.5 UJ	32.5 UJ	32.5 U	32.5 U	10.6 J	32.5 U
HEPTACHLOR EPOXIDE	pg/g	5,870 J	3,400 J	1,850 J	2,530	1,840	4,620	474
HEXACHLOROBENZENE	pg/g	5,880 BJ	6,590 JB	3,340 JB	2,240 B	3,370 B	4,020 B	771 B
METHOXYCHLOR	pg/g	38.9 UJ	38.9 UJ	29.9 J	38.9 U	38.9 U	38.9 U	R
MIREX	pg/g	487 J	386 J	321 J	209 J	253 J	565 J	R
OXYCHLORDANE	pg/g	18,200 J	17,500 JD	8,110 J	12,100	10,200	10,600	2,690
TRANS-CHLORDANE	pg/g	5,540 DJ	2,470 J	1,650 JD	2,260	1,840	4,580 JD	400
TRANS-HEPTACHLOR EPOXIDE	pg/g	17 UJ	17 UJ	17 UJ	17 U	17 U	17 U	17 U
TRANS-NONACHLOR	pg/g	39,600 DJ	25,000 JD	9,650 JD	14,900	16,600	36,100 D	5,980
TOTAL ALPHA + GAMMA CHLORDANE	pg/g	25,600 J	11,700 J	6,320 J	10,200	8,000	25,400 J	2,390
TOTAL DDT (2,4)	pg/g	2,660 J	10,900 J	5,660 J	2,420	4,270	6,680	960
TOTAL DDT (4,4)	pg/g	247,000 J	981,000 J	553,000 J	424,000	529,000	575,000	136,000 J
TOTAL DDT (2,4 & 4,4)	pg/g	250,000 J	992,000 J	559,000 J	426,000	533,000	581,000	137,000 J

Table C-17
American Eel (Fillet) Analytical Results

Location ID: / Date Analyzed:	Units	NB03FAEN-COMP06 01/18/16	NB03FAES018 10/08/15	NB03FAES019 10/08/15	NB03FAES347 01/18/16	NB03FAES364 01/18/16	NB03FAES365 01/18/16	NB03FAES-COMP01 01/18/16
PCB Congeners								
PCB-1	ng/kg	9.24 J	9.51 J	4.52 J	4.86 U	12	14	4.85 U
PCB-2	ng/kg	3.46 U	1.77 J	1.2 J	3.4 U	3.41 U	3.38 U	3.39 U
PCB-3	ng/kg	5.44 U	R	R	5.35 U	R	5.31 U	R
PCB-4	ng/kg	101 B	61.9 J	52.2 J	36	154	194	28.6
PCB-5	ng/kg	3.96 U	0.8 UJ	0.798 UJ	3.89 U	3.9 U	3.86 U	3.88 U
PCB-6	ng/kg	9.55 JB	4.25 J	4.01 J	3.4 U	28 B	14 B	3.39 U
PCB-7	ng/kg	3.96 U	0.8 UJ	0.798 UJ	3.89 U	8.22 J	3.86 U	6.82 J
PCB-8	ng/kg	32.5 B	R	R	7.3 U	64.5 B	44.7 B	7.27 U
PCB-9	ng/kg	3.46 U	0.7 UJ	1.38 J	3.4 U	4.97 J	4.25 J	3.39 U
PCB-10	ng/kg	8.71 J	1.3 UJ	4.44 J	6.32 U	10.8 J	24.2	6.3 U
PCB-11	ng/kg	74.2 B	51.8 BJ	41.4 BJ	16.5 U	72.5 B	144 B	16.5 U
PCB-12/13	ng/kg	11.6 J	5.77 J	5.84 J	9.24 U	20.7 J	15.3 J	9.21 U
PCB-14	ng/kg	3.96 U	0.8 UJ	0.798 UJ	3.89 U	3.9 U	3.86 U	3.88 U
PCB-15	ng/kg	77.6	31.8 BJ	26.7 BJ	R	122	R	17.4 J
PCB-16	ng/kg	46 B	R	R	25.4	107	86.6	13.1
PCB-17	ng/kg	93.6 B	34.7 J	64.1 J	46.8 B	182 B	200 B	24.6 B
PCB-18/30	ng/kg	294 B	108 J	229 J	125 B	641 B	471 B	66.9 B
PCB-19	ng/kg	100	49.1 J	77.3 J	31	165	179	21.3
PCB-20/28	ng/kg	8,340 BE	14,300 BEJ	7,670 BEJ	7,490 BE	16,000 BE	11,400 BE	2,300 B
PCB-21/33	ng/kg	51.8	2.1 UJ	2.09 UJ	22.1 J	103	61.5	11.8 J
PCB-22	ng/kg	384 B	202 J	444 EJ	78.4 B	713 B	495 B	95.2 B
PCB-23	ng/kg	3.46 U	0.7 UJ	0.698 UJ	3.4 U	3.41 U	3.38 U	3.39 U
PCB-24	ng/kg	7.23 J	2.17 J	0.997 UJ	4.86 U	7.7 J	4.83 U	4.85 U
PCB-25	ng/kg	88.2	26.6 J	54 J	28.5	112	117	15.3
PCB-26/29	ng/kg	1,090	635 EJ	494 J	222	1,420	1,590	182
PCB-27	ng/kg	35.5	15.4 J	29.1 J	19.4	64.5	74.4	9.42 J
PCB-31	ng/kg	2,690 BE	1,790 EJ	1,380 EJ	1,660 BE	3,930 BE	4,010 BE	554 B
PCB-32	ng/kg	222 B	146 J	234 J	82.8 B	492 B	406 B	63 B
PCB-34	ng/kg	18.2	5.74 J	9.16 J	3.4 U	23.4	20.4	3.39 U
PCB-35	ng/kg	4.45 U	0.9 UJ	0.897 UJ	4.38 U	4.39 U	4.35 U	4.36 U
PCB-36	ng/kg	3.96 U	0.8 UJ	0.798 UJ	30.8	3.9 U	158	3.88 U
PCB-37	ng/kg	186	72.6 J	69.9 J	88.1	246	266	42.5
PCB-38	ng/kg	28.9	17.8 J	11.8 J	12.3	36.6	32.1	5.72 J
PCB-39	ng/kg	3.96 U	0.8 UJ	1.1 J	3.89 U	3.9 U	3.86 U	3.88 U
PCB-40/71	ng/kg	768	426 J	589 J	142	1,500	1,730	215
PCB-41	ng/kg	20.8 U	4.2 UJ	4.19 UJ	20.4 U	20.5 U	20.3 U	20.4 U
PCB-42	ng/kg	2,660	1,280 EJ	2,440 EJ	782	4,210 E	5,770 E	632
PCB-43	ng/kg	63.9	1.4 UJ	1.4 UJ	23.7 J	74.8	6.76 U	10 J
PCB-44/47/65	ng/kg	29,300 E	23,500 EJ	18,400 EJ	16,100 BE	49,000 BE	49,500 BE	6,200 B
PCB-45	ng/kg	227	72.8 J	160 J	24.5	434	214	27.4
PCB-46	ng/kg	38.7	14.2 J	28.7 J	9.86	71.7	62.3	9.44 J
PCB-48	ng/kg	6.92 U	15.4 J	41 J	26.4	86.3	88.1	11 J
PCB-49/69	ng/kg	4,160	1,690 EJ	3,590 EJ	1,420	5,620	7,670 E	983
PCB-50/53	ng/kg	328	76.1 J	219 J	111	502	369	48.7
PCB-51	ng/kg	210	44.8 J	72 J	33.9	167	187	23.7 J
PCB-52	ng/kg	32,000 BE	13,000 BEJ	15,300 BEJ	7,790 BE	54,700 BE	38,700 BE	4,640 BE
PCB-54	ng/kg	20.8 J	3.86 J	7.36 J	6.81 U	11 J	17.5 J	6.79 U

Table C-17
American Eel (Fillet) Analytical Results

Location ID: / Date Analyzed:	Units	NB03FAEN-COMP06 01/18/16	NB03FAES018 10/08/15	NB03FAES019 10/08/15	NB03FAES347 01/18/16	NB03FAES364 01/18/16	NB03FAES365 01/18/16	NB03FAES-COMP01 01/18/16
PCB-55	ng/kg	5.93 U	1.2 UJ	1.2 UJ	5.84 U	68.1	5.8 U	8.05 J
PCB-56	ng/kg	111	30.5 J	83.4 J	50.6	188	148	21.9 J
PCB-57	ng/kg	39.9	1.1 UJ	1.1 UJ	24.2 J	43.1	398	5.33 U
PCB-58	ng/kg	135	107 J	63.3 J	13.9 J	120	299	24.7
PCB-60	ng/kg	2,930	4,080 EJ	2,810 EJ	2,730	7,540 E	4,740 E	741
PCB-61/70/74/76	ng/kg	13,400 E	17,600 EJ	11,600 EJ	10,900	26,100 E	22,000 E	3,190
PCB-62/75	ng/kg	2,820	1,840 EJ	1,530 J	1,440	4,970	4,360	579
PCB-63	ng/kg	659	375 J	393 J	364	982	1,520	192
PCB-64	ng/kg	11,700 E	6,390 EJ	7,010 EJ	5,740 BE	19,500 BE	25,600 BE	2,630 B
PCB-66	ng/kg	22,900 E	32,400 BEJ	22,800 BEJ	17,100 BE	45,200 BE	34,000 BE	4,480 BE
PCB-67	ng/kg	94.4	35 J	26.7 J	39.8	85.8	89.9	8.73 J
PCB-68	ng/kg	182	1.4 UJ	64.7 J	104	132	401	40.4
PCB-72	ng/kg	330	1.3 UJ	96.8 J	159	214	767	60.8
PCB-73	ng/kg	34.9	1.4 UJ	1.4 UJ	6.81 U	24.9	60	6.79 U
PCB-77	ng/kg	92.8	40.7 J	30.8 J	52.7	140	93.9	24.4
PCB-78	ng/kg	7.91 U	1.6 UJ	1.6 UJ	167	7.8 U	7.73 U	7.76 U
PCB-79	ng/kg	75.8	38.7 J	1.1 UJ	36.9	101	185	22.4 J
PCB-80	ng/kg	5.44 U	1.1 UJ	1.1 UJ	5.35 U	5.36 U	5.31 U	5.33 U
PCB-81	ng/kg	R	1.8 UJ	1.79 UJ	8.75 U	34.7	8.7 U	8.73 U
PCB-82	ng/kg	563	324 J	759 EJ	82.7	1,230	2,270	224
PCB-83	ng/kg	1,130	2.9 UJ	2.89 UJ	14.1 U	1,320	3,400 E	320
PCB-84	ng/kg	1,960	961 EJ	1,300 EJ	213	2,900	3,530 E	419
PCB-85/116/117	ng/kg	7,280	9,390 EJ	7,260 EJ	6,830	19,500 E	17,100 E	2,770
PCB-86/87/97/109/119/125	ng/kg	5,650	3,660 EJ	6,160 EJ	2,750	10,600	18,500 E	1,900
PCB-88	ng/kg	10.9 U	2.2 UJ	2.19 UJ	10.7 U	10.7 U	10.6 U	10.7 U
PCB-89	ng/kg	6.43 U	1.3 UJ	4.26 J	6.32 U	14.1 J	6.28 U	6.3 U
PCB-90/101/113	ng/kg	14,000 BE	3,890 EJ	11,200 EJ	6,540 B	18,600 BE	33,400 BE	3,320 B
PCB-91	ng/kg	1,710	594 J	1,270 EJ	R	2,330	R	479
PCB-92	ng/kg	5,080 E	2,080 EJ	2,980 EJ	2,100 B	5,370 BE	15,300 BE	1,540 B
PCB-93/100	ng/kg	2,290	757 J	623 J	1,070	1,360	2,960	350
PCB-94	ng/kg	26	5.95 J	7.82 J	12.5 J	24.4 J	42.2	6.3 U
PCB-95	ng/kg	5,670 E	3,100 EJ	3,990 EJ	1,170	6,550 E	9,250 E	1,220
PCB-96	ng/kg	19.8 U	4.17 J	8.14 J	19.5 U	28.8	22.6 J	19.4 U
PCB-98/102	ng/kg	52.3 J	7.7 UJ	7.68 UJ	1,150	59.5 J	138	37.3 U
PCB-99	ng/kg	29,300 E	37,900 EJ	27,900 EJ	27,800 BE	63,800 BE	68,800 BE	9,400 BE
PCB-103	ng/kg	16.7 J	2.24 J	6.51 J	12.6 J	10.8 J	33.5	5.33 U
PCB-104	ng/kg	6.92 U	1.4 UJ	1.4 UJ	6.81 U	6.82 U	6.76 U	6.79 U
PCB-105	ng/kg	17,300 E	27,800 EJ	16,300 EJ	11,900 BE	40,200 BE	21,900 BE	6,140 BE
PCB-106	ng/kg	8.41 U	1.7 UJ	1.69 UJ	8.27 U	8.28 U	8.21 U	8.24 U
PCB-107	ng/kg	717	716 EJ	523 J	670	767	1,660	284
PCB-108/124	ng/kg	134	33.3 J	71.9 J	95.9	132	288	32.3 J
PCB-110/115	ng/kg	20,000 E	14,100 EJ	23,100 EJ	9,660 BE	37,400 BE	71,400 BE	7,610 BE
PCB-111	ng/kg	90.2	42.8 J	38.2 J	68.2	95	180	28.5
PCB-112	ng/kg	6.92 U	1.4 UJ	1.4 UJ	34.1	73.1	6.76 U	6.79 U
PCB-114	ng/kg	960	1,450 EJ	863 EJ	791	2,520	1,520	334
PCB-118	ng/kg	59,200 E	90,100 EJ	47,000 EJ	37,300 BE	110,000 BE	79,100 BE	17,200 BE
PCB-120	ng/kg	287	189 J	144 J	303	302	700	92.7
PCB-121	ng/kg	57.7	23 J	17.6 J	33.1	43.3	95.7	13.1 J

Table C-17
American Eel (Fillet) Analytical Results

Location ID: / Date Analyzed:	Units	NB03FAEN-COMP06 01/18/16	NB03FAES018 10/08/15	NB03FAES019 10/08/15	NB03FAES347 01/18/16	NB03FAES364 01/18/16	NB03FAES365 01/18/16	NB03FAES-COMP01 01/18/16
PCB-122	ng/kg	62.9	1.2 UJ	1.2 UJ	5.84 U	90.4	210	17.5 J
PCB-123	ng/kg	1,020	1,550 EJ	1,230 EJ	794	2,170	1,660	305
PCB-126	ng/kg	7.91 U	1.6 UJ	1.6 UJ	268	7.8 U	519	7.76 U
PCB-127	ng/kg	55.8	73.4 J	48.1 J	51.4	110	74.2	19.8 J
PCB-128/166	ng/kg	5,250	10,300 EJ	7,260 EJ	5,110	11,400 E	10,300 E	2,720
PCB-129/138/163	ng/kg	52,600 E	92,300 EJ	65,500 EJ	41,400 BE	95,400 BE	110,000 BE	20,700 BE
PCB-130	ng/kg	2,160	1,490 EJ	2,200 EJ	658	3,180 E	5,600 E	854
PCB-131	ng/kg	42.5	1.7 UJ	56.7 J	13.5 J	47.7	108	10.6 J
PCB-132	ng/kg	1,760	1,160 EJ	2,370 EJ	345 B	2,040 B	6,830 BE	657 B
PCB-133	ng/kg	1,690	R	R	960	1,720	2,430	489
PCB-134	ng/kg	810	432 J	844 EJ	136	1,060	3,440 E	321
PCB-135/151	ng/kg	2,940	793 J	1,650 EJ	R	2,590	R	1,180
PCB-136	ng/kg	639	181 J	372 J	R	569	R	161
PCB-137	ng/kg	1,920	3,500 EJ	2,570 EJ	1,950	4,650 E	3,260 E	849
PCB-139/140	ng/kg	759	1,210 EJ	887 J	775	1,370	1,640	268
PCB-141	ng/kg	3,400 E	1.7 UJ	4,120 EJ	620 B	5,470 BE	6,540 BE	1,140 B
PCB-142	ng/kg	8.41 U	1.7 UJ	1.69 UJ	8.27 U	8.28 U	8.21 U	8.24 U
PCB-143	ng/kg	16.3 U	3.3 UJ	3.29 UJ	16.1 U	16.1 U	15.9 U	16 U
PCB-144	ng/kg	141	14.4 J	82.9 J	R	108	R	32.5
PCB-145	ng/kg	7.91 U	1.6 UJ	1.6 UJ	R	7.8 U	R	7.76 U
PCB-146	ng/kg	10,900 E	10,800 EJ	8,720 EJ	7,620 BE	14,200 BE	20,900 BE	3,870 BE
PCB-147/149	ng/kg	11,300 BE	5,010 EJ	12,800 EJ	3,400 B	12,700 BE	37,600 BE	3,770 B
PCB-148	ng/kg	270	R	R	R	197	R	62.5
PCB-150	ng/kg	7.42 U	1.5 UJ	2 J	R	7.31 U	R	7.27 U
PCB-152	ng/kg	6.92 U	1.4 UJ	1.4 UJ	R	6.82 U	R	6.79 U
PCB-153/168	ng/kg	69,200 BE	113,000 BEJ	66,800 BEJ	55,300 BE	110,000 BE	131,000 BE	25,800 BE
PCB-154	ng/kg	1,780	811 EJ	786 EJ	R	1,590	R	429
PCB-155	ng/kg	730	359 J	292 J	346	487	638	155
PCB-156/157	ng/kg	5,270	8,390 EJ	5,450 EJ	3,960	9,380 E	7,930 E	2,190
PCB-158	ng/kg	4,370 E	8,180 EJ	5,630 EJ	4,100 E	8,300 E	8,190 E	1,780
PCB-159	ng/kg	11.9 J	1.4 UJ	1.4 UJ	8.42 J	8.76 J	6.76 U	6.79 U
PCB-160	ng/kg	31.2 U	6.3 UJ	6.28 UJ	30.6 U	30.7 U	30.4 U	30.6 U
PCB-161	ng/kg	6.43 U	1.3 UJ	1.3 UJ	6.32 U	6.34 U	6.28 U	6.3 U
PCB-162	ng/kg	406	263 J	268 J	176	365	650	110
PCB-164	ng/kg	1,290	938 EJ	1,650 EJ	574	1,740	2,920 E	424
PCB-165	ng/kg	65.6	28.1 J	28.2 J	54.2	64.6	152	23.1 J
PCB-167	ng/kg	2,380	R	R	1,720	3,560 E	3,510 E	955
PCB-169	ng/kg	7.42 U	1.5 UJ	1.5 UJ	7.3 U	7.31 U	7.25 U	7.27 U
PCB-170	ng/kg	8,590 E	9,750 EJ	7,630 EJ	5,490 E	11,700 E	11,500 E	2,950 E
PCB-171/173	ng/kg	3,190	3,590 EJ	2,930 EJ	2,330	3,900	5,110	1,020
PCB-172	ng/kg	2,030	1,910 EJ	1,690 EJ	1,160	2,380	2,610	564
PCB-174	ng/kg	1,310	766 EJ	2,170 EJ	469	1,640	4,140 E	558
PCB-175	ng/kg	546	415 J	402 J	R	581	R	173
PCB-176	ng/kg	64.3	15.9 J	67 J	30	60.3	233	21.6 J
PCB-177	ng/kg	5,800 E	3,040 EJ	4,160 EJ	1,460	5,190 E	11,200 E	1,800
PCB-178	ng/kg	4,660 E	R	R	3,040 E	4,270 E	8,100 E	1,270
PCB-179	ng/kg	672	208 J	579 J	253	634	3,660 E	324
PCB-180/193	ng/kg	34,500 E	35,600 EJ	26,000 EJ	20,800 BE	42,400 BE	42,200 BE	10,400 BE

Table C-17
American Eel (Fillet) Analytical Results

Location ID: / Date Analyzed:	Units	NB03FAEN-COMP06 01/18/16	NB03FAES018 10/08/15	NB03FAES019 10/08/15	NB03FAES347 01/18/16	NB03FAES364 01/18/16	NB03FAES365 01/18/16	NB03FAES-COMP01 01/18/16
PCB-181	ng/kg	128	163 J	113 J	82.7	183	156	41.9
PCB-182	ng/kg	108	R	R	78.6	104	160	27
PCB-183/185	ng/kg	10,100 E	10,900 EJ	2.79 UJ	7,740 E	11,800 E	17,200 E	3,570
PCB-184	ng/kg	88.8	44.6 J	39.2 J	71.4	64.4	173	27.7
PCB-186	ng/kg	7.42 U	1.5 UJ	1.5 UJ	7.3 U	7.31 U	7.25 U	7.27 U
PCB-187	ng/kg	27,800 E	18,400 EJ	16,900 EJ	R	27,200 BE	R	9,070 BE
PCB-188	ng/kg	99.4	61.4 J	60.4 J	103	81.2	216	32.5
PCB-189	ng/kg	487	445 J	328 J	294	545	638	153
PCB-190	ng/kg	2,390	2,390 EJ	1,850 EJ	1,470	3,060 E	3,260 E	749
PCB-191	ng/kg	527	583 J	463 J	348	672	660	178
PCB-192	ng/kg	10.6 J	1.3 UJ	1.3 UJ	6.32 U	6.34 U	9.28 J	6.3 U
PCB-194	ng/kg	5,020 E	3,780 EJ	3,190 EJ	2,910	5,540 E	7,150 E	1,610
PCB-195	ng/kg	1,640	1,330 EJ	1,190 EJ	823	1,800	2,010	464
PCB-196	ng/kg	3,400	2,750 EJ	2,350 EJ	2,260	3,720	4,470 E	1,010
PCB-197/200	ng/kg	380	262 J	283 J	275	361	714	129
PCB-198/199	ng/kg	8,670	5,770 EJ	5,200 EJ	5,200	9,080 E	13,000 E	2,700
PCB-201	ng/kg	954	647 J	676 J	650	892	2,070	336
PCB-202	ng/kg	2,990	1,880 EJ	1,780 EJ	2,150	3,220	7,040 E	1,310
PCB-203	ng/kg	5,410 E	4,190 EJ	3,740 EJ	3,810	6,510 E	9,460 E	2,030
PCB-204	ng/kg	10.4 U	7.16 J	7.61 J	10.2 U	10.2 U	15.8 J	10.2 U
PCB-205	ng/kg	214	125 J	126 J	121	246	386	79.8
PCB-206	ng/kg	2,620	2,690 EJ	2,390 EJ	2,960	4,120	8,270 E	1,500
PCB-207	ng/kg	315	328 J	336 J	332	373	758	146
PCB-208	ng/kg	1,070	1,100 EJ	1,030 EJ	1,300	1,640	3,490	641
PCB-209	ng/kg	1,100	1,420 EJ	1,310 EJ	1,720 B	1,950 B	4,530 BE	772 B
TOTAL PCB CONGENERS (209)	ng/kg	633,000 J	693,000 J	530,000 J	386,000 J	1,020,000 J	1,110,000 J	197,000 J
Semivolatiles								
1,2,4,5-TETRACHLOROBENZENE	ug/kg	330 U	330 U	320 U	330 U	330 UJ	330 U	330 U
1,2-DIPHENYLHYDRAZINE	ug/kg	330 U	330 U	320 U	330 U	330 UJ	330 U	330 U
1-METHYLNAPHTHALENE	ug/kg	5.2 U	2.7 U	2.7 U	5.3 U	5.3 U	5.3 U	5.3 U
2,3,4,6-TETRACHLOROPHENOL	ug/kg	1,300 U	1,300 U	1,300 U	1,300 U	1,300 UJ	1,300 U	1,300 U
2,4,5-TRICHLOROPHENOL	ug/kg	330 U	330 U	320 U	330 U	330 UJ	330 U	330 U
2,4,6-TRICHLOROPHENOL	ug/kg	330 U	330 U	320 U	330 U	330 UJ	330 U	330 U
2,4-DICHLOROPHENOL	ug/kg	330 U	330 U	320 U	330 U	330 UJ	330 U	330 U
2,4-DIMETHYLPHENOL	ug/kg	330 U	330 U	320 U	330 U	330 UJ	330 U	330 U
2,4-DINITROPHENOL	ug/kg	6,000 UJ	5,900 U	5,800 U	6,000 U	5,900 UJ	6,000 U	5,900 U
2,4-DINITROTOLUENE	ug/kg	1,300 U	1,300 U	1,300 U	1,300 U	1,300 UJ	1,300 U	1,300 U
2,6-DINITROTOLUENE	ug/kg	330 U	330 U	320 U	330 U	330 UJ	330 U	330 U
2-CHLORONAPHTHALENE	ug/kg	130 UJ	130 U	130 U	130 U	130 UJ	130 U	130 U
2-CHLOROPHENOL	ug/kg	330 U	330 U	320 U	330 U	330 UJ	330 U	330 U
2-METHYLNAPHTHALENE	ug/kg	5.2 U	2.7 U	2.7 U	5.3 U	5.3 U	5.3 U	5.3 U
2-METHYLPHENOL (O-CRESOL)	ug/kg	330 U	330 U	320 U	330 U	330 UJ	330 U	330 U
2-NITROANILINE	ug/kg	330 U	330 U	320 U	330 U	330 UJ	330 U	330 U
2-NITROPHENOL	ug/kg	330 U	330 U	320 U	330 U	330 UJ	330 U	330 U
3,3'-DICHLOROBENZIDINE	ug/kg	2,000 UJ	2,000 U	1,900 U	2,000 U	2,000 UJ	2,000 U	2,000 U
3-NITROANILINE	ug/kg	1,300 U	1,300 U	1,300 U	1,300 U	1,300 UJ	1,300 U	1,300 U
4,6-DINITRO-2-METHYLPHENOL	ug/kg	3,300 U	3,300 U	3,200 U	3,300 U	3,300 UJ	3,300 U	3,300 U
4-BROMOPHENYL PHENYL ETHER	ug/kg	330 U	330 U	320 U	330 U	330 UJ	330 U	330 U

Table C-17
American Eel (Fillet) Analytical Results

Location ID: / Date Analyzed:	Units	NB03FAEN-COMP06 01/18/16	NB03FAES018 10/08/15	NB03FAES019 10/08/15	NB03FAES347 01/18/16	NB03FAES364 01/18/16	NB03FAES365 01/18/16	NB03FAES-COMP01 01/18/16
4-CHLORO-3-METHYLPHENOL	ug/kg	330 U	330 U	320 U	330 U	330 UJ	330 U	330 U
4-CHLOROANILINE	ug/kg	670 U	660 U	650 U	670 U	660 UJ	660 U	660 U
4-CHLOROPHENYL PHENYL ETHER	ug/kg	330 U	330 U	320 U	330 U	330 UJ	330 U	330 U
4-METHYLPHENOL (P-CRESOL)	ug/kg	330 U	330 U	320 U	330 U	330 UJ	330 U	330 U
4-NITROANILINE	ug/kg	1,300 U	1,300 U	1,300 U	1,300 U	1,300 UJ	1,300 U	1,300 U
4-NITROPHENOL	ug/kg	3,300 UJ	3,300 U	3,200 U	3,300 U	3,300 UJ	3,300 U	3,300 U
ACENAPHTHENE	ug/kg	20	4.2 J	16	5.3 U	5.3 U	20	5.3 U
ACENAPHTHYLENE	ug/kg	5.2 U	2.7 U	2.7 U	5.3 U	5.3 U	5.3 U	5.3 U
ACETOPHENONE	ug/kg	330 U	330 U	320 U	330 U	330 UJ	330 U	330 U
ANTHRACENE	ug/kg	5.2 U	2.7 U	2.7 U	5.3 U	5.3 U	5.3 U	5.3 U
ATRAZINE	ug/kg	670 U	660 U	650 U	670 U	660 UJ	660 U	660 U
BENZALDEHYDE	ug/kg	1,300 UJ	1,300 U	1,300 U	1,300 U	1,300 UJ	1,300 U	1,300 U
BENZIDINE	ug/kg	14,000 UJ	14,000 U	14,000 U	14,000 U	14,000 UJ	14,000 U	14,000 U
BENZO(A)ANTHRACENE	ug/kg	5.2 U	2.7 UJ	2.7 U	5.3 U	5.3 U	5.3 U	5.3 U
BENZO(A)PYRENE	ug/kg	5.2 U	2.7 UJ	2.7 U	5.3 U	5.3 U	5.3 U	5.3 UJ
BENZO(B)FLUORANTHENE	ug/kg	5.2 U	2.7 UJ	2.7 U	5.3 U	5.3 U	5.3 U	5.3 UJ
BENZO(G,H,I)PERYLENE	ug/kg	5.2 U	2.7 UJ	2.7 U	5.3 U	5.3 U	5.3 U	5.3 UJ
Benzo(j)+(k)Fluoranthene	ug/kg	5.2 U	2.7 UJ	2.7 U	5.3 U	5.3 U	5.3 U	5.3 UJ
BENZO[E]PYRENE	ug/kg	5.2 U	2.7 U	2.7 U	5.3 U	5.3 U	5.3 U	5.3 U
BENZOIC ACID	ug/kg	3,300 UJ	3,300 U	3,200 U	3,300 U	5,800 J	3,300 U	3,300 U
BENZYL BUTYL PHTHALATE	ug/kg	1,300 U	1,300 U	1,300 U	1,300 U	1,300 UJ	1,300 U	1,300 U
BIPHENYL (DIPHENYL)	ug/kg	330 U	330 U	320 U	330 U	330 UJ	330 U	330 U
BIS(2-CHLOROETHOXY) METHANE	ug/kg	330 U	330 U	320 U	330 U	330 UJ	330 U	330 U
BIS(2-CHLOROETHYL) ETHER (2-CHLOROETHYL ETHER)	ug/kg	330 U	330 U	320 U	330 U	330 UJ	330 U	330 U
BIS(2-CHLOROISOPROPYL) ETHER	ug/kg	330 U	330 U	320 U	330 U	330 UJ	330 U	330 U
BIS(2-ETHYLHEXYL) PHTHALATE	ug/kg	1,300 U	1,300 U	1,300 U	1,300 U	1,300 UJ	1,300 U	1,300 U
C1-CHRYSENES	ug/kg	5.2 U	2.7 U	2.7 U	5.3 U	5.3 U	5.3 U	5.3 U
C1-FLUORANTHENES/PYRENES	ug/kg	5.2 U	2.7 U	2.7 U	5.3 U	5.3 U	5.3 U	5.3 U
C1-FLUORENES	ug/kg	5.2 U	2.7 U	2.7 U	5.3 U	5.3 U	5.3 U	5.3 U
C1-NAPHTHALENES	ug/kg	5.2 U	2.7 U	2.7 U	5.3 U	5.3 U	5.3 U	5.3 U
C1-PHENANTHRENE/ANTHRACENE	ug/kg	5.2 U	2.7 U	2.7 U	5.3 U	5.3 U	5.3 U	5.3 U
C2-CHRYSENE	ug/kg	5.2 U	2.7 U	2.7 U	5.3 U	5.3 U	5.3 U	5.3 U
C2-FLUORANTHENES/PYRENE	ug/kg	5.2 U	2.7 U	2.7 U	5.3 U	5.3 U	5.3 U	5.3 U
C2-FLUORENES	ug/kg	5.2 U	2.7 U	2.7 U	5.3 U	5.3 U	5.3 U	5.3 U
C2-NAPHTHALENES	ug/kg	5.2 U	2.7 U	2.7 U	5.3 U	5.3 U	5.3 U	5.3 U
C2-PHENANTHRENE/ANTHRACENE	ug/kg	5.2 U	2.7 U	2.7 U	5.3 U	5.3 U	5.3 U	5.3 U
C3-CHRYSENE	ug/kg	5.2 U	2.7 U	2.7 U	5.3 U	5.3 U	5.3 U	5.3 U
C3-FLUORANTHENES/PYRENE	ug/kg	5.2 U	2.7 U	2.7 U	5.3 U	5.3 U	5.3 U	5.3 U
C3-FLUORENES	ug/kg	5.2 U	2.7 U	2.7 U	5.3 U	5.3 U	5.3 U	5.3 U
C3-NAPHTHALENES	ug/kg	5.2 U	2.7 U	2.7 U	5.3 U	5.3 U	5.3 U	5.3 U
C3-PHENANTHRENE/ANTHRACENE	ug/kg	5.2 U	2.7 U	2.7 U	5.3 U	5.3 U	5.3 U	5.3 U
C4-CHRYSENE	ug/kg	5.2 U	2.7 U	2.7 U	5.3 U	5.3 U	5.3 U	5.3 U
C4-NAPHTHALENES	ug/kg	5.2 U	2.7 U	2.7 U	5.3 U	5.3 U	5.3 U	5.3 U
C4-PHENANTHRENE/ANTHRACENE	ug/kg	5.2 U	2.7 U	2.7 U	5.3 U	5.3 U	5.3 U	5.3 U
CAPROLACTAM	ug/kg	670 U	660 U	650 U	670 U	660 UJ	660 U	660 U
CARBAZOLE	ug/kg	330 U	330 U	320 U	330 U	330 UJ	330 U	330 U
CHRYSENE	ug/kg	5.2 U	2.7 UJ	2.7 U	5.3 U	5.3 U	5.3 U	5.3 U
DIBENZ(A,H)ANTHRACENE	ug/kg	5.2 U	2.7 UJ	2.7 U	5.3 U	5.3 U	5.3 U	5.3 UJ

Table C-17
American Eel (Fillet) Analytical Results

Location ID: / Date Analyzed:	Units	NB03FAEN-COMP06 01/18/16	NB03FAES018 10/08/15	NB03FAES019 10/08/15	NB03FAES347 01/18/16	NB03FAES364 01/18/16	NB03FAES365 01/18/16	NB03FAES-COMP01 01/18/16
DIBENZOFURAN	ug/kg	330 U	330 U	320 U	330 U	330 UJ	330 U	330 U
DIETHYL PHTHALATE	ug/kg	1,300 U	1,300 U	1,300 U	1,300 U	1,300 UJ	1,300 U	1,300 U
DIMETHYL PHTHALATE	ug/kg	1,300 U	1,300 U	1,300 U	1,300 U	1,300 UJ	1,300 U	1,300 U
DI-N-BUTYL PHTHALATE	ug/kg	1,300 U	1,300 U	1,300 U	1,300 U	1,300 UJ	1,300 U	1,300 U
DI-N-OCTYLPHTHALATE	ug/kg	1,300 U	1,300 U	1,300 U	1,300 U	1,300 UJ	1,300 U	1,300 U
FLUORANTHENE	ug/kg	6.9 J	2.7 UJ	2.7 U	5.3 U	5.3 U	6.3 J	5.3 U
FLUORENE	ug/kg	5.2 U	2.7 U	2.7 J	5.3 U	5.3 U	5.3 U	5.3 U
HEXACHLOROBUTADIENE	ug/kg	330 U	330 U	320 U	330 U	330 UJ	330 U	330 U
HEXACHLOROCYCLOPENTADIENE	ug/kg	3,300 U	3,300 U	3,200 U	3,300 U	3,300 UJ	3,300 U	3,300 U
HEXACHLOROETHANE	ug/kg	670 U	660 U	650 U	670 U	660 UJ	660 U	660 U
INDENO(1,2,3-C,D)PYRENE	ug/kg	5.2 U	2.7 UJ	2.7 U	5.3 U	5.3 U	5.3 U	5.3 UJ
ISOPHORONE	ug/kg	330 U	330 U	320 U	330 U	330 UJ	330 U	330 U
NAPHTHALENE	ug/kg	5.4 J	2.7 U	2.7 U	5.3 U	5.3 U	5.3 U	5.3 U
NITROBENZENE	ug/kg	330 U	330 U	320 U	330 U	330 UJ	330 U	330 U
N-NITROSODI-N-PROPYLAMINE	ug/kg	330 U	330 U	320 U	330 U	330 UJ	330 U	330 U
N-NITROSODIPHENYLAMINE	ug/kg	330 U	330 U	320 U	330 U	330 UJ	330 U	330 U
PENTACHLOROPHENOL	ug/kg	670 U	660 U	650 U	670 U	660 UJ	660 U	660 U
PERYLENE	ug/kg	5.2 U	2.7 U	2.7 U	5.3 U	5.3 U	5.3 U	5.3 U
PHENANTHRENE	ug/kg	5.2 U	2.7 U	2.7 U	5.3 U	5.3 U	5.3 U	5.3 U
PHENOL	ug/kg	330 U	330 U	320 U	330 U	1,200 J	330 U	330 U
PYRENE	ug/kg	5.2 U	2.7 UJ	2.7 U	5.3 U	5.3 U	5.3 U	5.3 U
PYRIDINE	ug/kg	1,300 UJ	1,300 U	1,300 U	1,300 U	1,300 UJ	1,300 U	1,300 U
TOTAL HMW PAHs	ug/kg	6.9 J	2.7 U	2.7 U	5.3 U	5.3 U	6.3 J	5.3 U
TOTAL LMW PAHs	ug/kg	25.4 J	4.2 J	18.7 J	5.3 U	5.3 U	20	5.3 U
TOTAL PAHs	ug/kg	32.3 J	4.2 J	18.7 J	5.3 U	5.3 U	26.3 J	5.3 U
Physical Parameters								
MOISTURE (WATER) CONTENT	%	237	255	267	234	270	177	342
PERCENT MOISTURE	%	70.3	71.8	72.7	70	73	63.9	77.4

Table C-17
American Eel (Fillet) Analytical Results

Notes:

1. Totals were calculated using detected values only. If all analytes that make up a given total are non-detect, the total will be reported as the highest detection limit of the individual analytes and will be qualified with a "U" flag to indicate it is a non-detect.
2. Total PCB Congeners (209) = sum of 209 individual congener PCBs
3. Total Aroclor PCBs (Sum of 7 Aroclors) = sum of Aroclor-1016, Aroclor-1221, Aroclor-1232, Aroclor-1242, Aroclor-1248, Aroclor-1254, and Aroclor-1260
4. Total Aroclor PCBs (Sum of 9 Aroclors) = sum of Aroclor-1016, Aroclor-1221, Aroclor-1232, Aroclor-1242, Aroclor-1248, Aroclor-1254, Aroclor-1260, Aroclor-1262, and Aroclor-1268
5. Total Alpha + Gamma Chlordane = sum of alpha-Chlordane and gamma-Chlordane
6. Total DDT (2,4) = sum of 2,4'-DDD, 2,4'-DDE, and 2,4'-DDT
7. Total DDT (4,4) = sum of 4,4'-DDD, 4,4'-DDE, and 4,4'-DDT
8. Total DDT (2,4 & 4,4) = sum of 2,4'-DDD, 2,4'-DDE, 2,4'-DDT, 4,4'-DDD, 4,4'-DDE, and 4,4'-DDT
9. Total HMW PAHs = sum of fluoranthene, pyrene, benzo(a)anthracene, chrysene, benzo(b)fluoranthene, benzo(k)fluoranthene, benzo(a)pyrene, indeno(1,2,3-cd)pyrene, dibenzo(a,h)anthracene, and benzo(g,h,i)perylene.
10. Total LMW PAHs = sum of naphthalene, 2-methylnaphthalene, acenaphthylene, acenaphthene, fluorene, phenanthrene, and anthracene.
11. Total PAHs = sum of Total LMW PAHs and Total HMW PAHs.

DDD = dichlorodiphenyldichloroethane
DDE = dichlorodiphenyldichloroethylene
DDT = dichlorodiphenyltrichloroethane
HMW = high molecular weight
LMW = low molecular weight
PAH = polycyclic aromatic hydrocarbon
PCB = polychlorinated biphenyl

% = percent
mg/kg = milligrams per kilogram
ng/g = nanograms per gram
ng/kg = nanograms per kilogram
pg/g = picograms per gram
ug/kg = micrograms per kilogram

Table C-18
Bluefish (Fillet) Analytical Results

Location ID: / Date Analyzed:	Units	NB03FBLC468 01/18/16	NB03FBLC469 01/18/16	NB03FBLC471 01/18/16	NB03FBLC475 01/18/16	NB03FBLC476 01/18/16	NB03FBLC478 01/18/16	NB03FBLC479 01/18/16
Dioxins/Furans								
1,2,3,4,6,7,8-HEPTACHLORODIBENZOFURAN	ng/kg	0.438 JB	0.552 JBQ	0.296 JBQ	0.331 JB	0.777 JBQ	0.694 JBQ	0.733 JB
1,2,3,4,6,7,8-HEPTACHLORODIBENZO-P-DIOXIN	ng/kg	0.108 JBQ	0.179 JBQ	0.0721 JB	0.151 JBQ	0.19 JBQ	0.0577 JBQ	0.284 JBQ
1,2,3,4,7,8,9-HEPTACHLORODIBENZOFURAN	ng/kg	0.07 U	0.11 JBQ	0.0763 JBQ	0.065 U	0.0653 U	0.121 JBQ	0.101 U
1,2,3,4,7,8-HEXACHLORODIBENZOFURAN	ng/kg	0.0621 JBQ	0.0463 U	0.0799 JBQ	0.0377 U	0.0841 JBQ	0.0446 JBQ	0.0797 JB
1,2,3,4,7,8-HEXACHLORODIBENZO-P-DIOXIN	ng/kg	0.0612 J	0.0696 JQ	0.048 JQ	0.0323 U	0.0812 JQ	0.0378 U	0.106 J
1,2,3,6,7,8-HEXACHLORODIBENZOFURAN	ng/kg	0.0647 JBQ	0.158 JBQ	0.218 JB	0.041 JBQ	0.292 JB	0.0904 JB	0.266 JBQ
1,2,3,6,7,8-HEXACHLORODIBENZO-P-DIOXIN	ng/kg	0.117 J	0.114 JQ	0.23 J	0.0931 JQ	0.392 J	0.0483 JQ	0.223 JQ
1,2,3,7,8,9-HEXACHLORODIBENZOFURAN	ng/kg	0.0726 JBQ	0.0746 JBQ	0.0736 JB	0.0438 U	0.0899 JBQ	0.0721 JBQ	0.0786 JBQ
1,2,3,7,8,9-HEXACHLORODIBENZO-P-DIOXIN	ng/kg	0.0909 JBQ	0.0517 JBQ	0.0402 U	0.0417 JBQ	0.0852 JBQ	0.0405 U	0.153 JBQ
1,2,3,7,8-PENTACHLORODIBENZOFURAN	ng/kg	0.617 JBQ	0.769 JBQ	0.279 JBQ	0.347 JBQ	0.769 JB	0.221 JBQ	0.759 JB
1,2,3,7,8-PENTACHLORODIBENZO-P-DIOXIN	ng/kg	0.274 JBQ	0.222 JBQ	0.178 JBQ	0.0945 U	0.47 JB	0.152 JBQ	0.536 JBQ
2,3,4,6,7,8-HEXACHLORODIBENZOFURAN	ng/kg	0.0475 JBQ	0.0409 U	0.0343 U	0.0372 U	0.0551 JB	0.0356 U	0.058 JBQ
2,3,4,7,8-PENTACHLORODIBENZOFURAN	ng/kg	0.495 JBQ	0.682 JB	0.458 JBQ	0.616 JB	1.18 JBQ	0.456 JB	1.17 JB
2,3,7,8-TETRACHLORODIBENZOFURAN	ng/kg	0.289 J	0.431 JQ	0.239 JQ	0.104 U	0.318 J	0.193 J	0.903 JC
2,3,7,8-TETRACHLORODIBENZO-P-DIOXIN	ng/kg	0.616 JQ	0.542 JQ	0.629 JQ	0.0765 JQ	1.58	0.396 JQ	0.196 JQ
OCTACHLORODIBENZOFURAN	ng/kg	0.0714 JBQ	0.0716 JBQ	0.0666 JBQ	0.0641 JBQ	0.0865 JB	0.107 JBQ	0.138 JBQ
OCTACHLORODIBENZO-P-DIOXIN	ng/kg	0.145 JBQ	0.239 JBQ	0.15 JBQ	0.278 JBQ	0.313 JB	0.227 JBQ	0.342 JBQ
PERCENT LIPIDS	%	10	1.6	0.68	0.29	1.3	0.78	1.8
Metals								
ALUMINUM	mg/kg	4.83 U	3.89 U	3.86 U	5.38 U	6.72 B	5.09 U	12.3 B
ANTIMONY	mg/kg	0.0569 U	0.0458 U	0.0455 U	0.0635 U	0.044 U	0.06 U	0.0452 U
ARSENIC	mg/kg	0.672	0.656	0.65	0.733	0.527	0.463	1.27
BARIUM	mg/kg	0.159 U	0.128 U	0.127 U	0.177 U	0.245 B	0.167 U	0.126 U
BERYLLIUM	mg/kg	0.0122 U	0.0099 U	0.0098 U	0.0137 U	0.0095 U	0.0129 U	0.0097 U
CADMIUM	mg/kg	0.0397 U	0.0319 U	0.0317 U	0.0442 U	0.0307 U	0.0418 U	0.0315 U
CALCIUM	mg/kg	327	176	257	229	514	287	305
CHROMIUM	mg/kg	0.0862 U	0.0694 U	0.069 U	0.0962 U	0.0667 U	0.0909 U	0.0685 U
COBALT	mg/kg	0.0172 U	0.0139 U	0.0138 U	0.0192 U	0.0133 U	0.0182 U	0.0137 U
COPPER	mg/kg	1.06	0.723	0.767	0.784	0.855	0.792	0.714
IRON	mg/kg	9.33 B	7.75 B	11.2 B	13.2 B	9.69 B	11.8 B	7.14 B
LEAD	mg/kg	0.0439 B	0.0181 U	0.0179 U	0.025 U	0.0175 B	0.0236 U	0.0178 U
MAGNESIUM	mg/kg	331	321	367	325	336	335	367
MANGANESE	mg/kg	0.145 U	0.117 U	0.116 U	0.162 U	0.112 U	0.153 U	0.115 U
MERCURY	ng/g	275	360	388	158	353	294	347
METHYL MERCURY	ng/g	272	366	463	205	417	367	467
NICKEL	mg/kg	0.162 U	0.131 U	0.13 U	0.181 U	0.125 U	0.171 U	0.129 U
POTASSIUM	mg/kg	4,420	4,320	5,070	5,130	4,380	4,740	5,200
SELENIUM	mg/kg	0.333 B	0.482	0.584	0.492	0.439	0.453	0.494
SILVER	mg/kg	0.0172 U	0.0139 U	0.0138 U	0.0192 U	0.0133 U	0.0182 U	0.0137 U
SODIUM	mg/kg	429	484	487	710	497	526	447
THALLIUM	mg/kg	0.0259 U	0.0208 U	0.0207 U	0.0288 U	0.02 U	0.0273 U	0.0205 U
TITANIUM	mg/kg	0.319 U	0.257 U	0.255 U	0.356 U	0.247 U	0.336 U	0.253 U
VANADIUM	mg/kg	0.0319 B	0.0208 U	0.0207 U	0.0288 U	0.0219 B	0.0273 U	0.0205 U
ZINC	mg/kg	13.8	16.6	19.2	14.2	18.8	18.2	17.8

Table C-18
Bluefish (Fillet) Analytical Results

Location ID: / Date Analyzed:	Units	NB03FBLC468 01/18/16	NB03FBLC469 01/18/16	NB03FBLC471 01/18/16	NB03FBLC475 01/18/16	NB03FBLC476 01/18/16	NB03FBLC478 01/18/16	NB03FBLC479 01/18/16
Butyltins								
DIBUTYLTIN	ug/kg	1.3 UJ	1.2 UJ	1.2 UJ	1.3 UJ	1.3 UJ	1.3 UJ	1.3 UJ
MONOBUTYLTIN	ug/kg	20 UJCN	20 UJCN	20 UJCN	20 UJCN	20 UJCN	20 UJCN	20 UJCN
TETRA-N-BUTYLTIN	ug/kg	1.7 UJ	1.6 UJ	1.6 UJ	1.7 UJ	1.7 UJ	1.7 UJ	1.7 UJ
TRIBUTYLTIN	ug/kg	1.5 UJ	1.4 UJ	1.4 UJ	1.5 UJ	1.5 UJ	1.5 UJ	1.5 UJ
Aroclor PCBs								
AROCLOR 1016	ug/kg	7 U	7.2 U	7.2 U	7.2 U	7.2 U	7.2 U	7 U
AROCLOR 1221	ug/kg	8.9 U	9.2 U	9.2 U	9.2 U	9.2 U	9.2 U	8.9 U
AROCLOR 1232	ug/kg	15 U	16 U	16 U	16 U	16 U	16 U	15 U
AROCLOR 1242	ug/kg	6.4 U	6.6 U	6.6 U	6.6 U	6.6 U	6.6 U	6.4 U
AROCLOR 1248	ug/kg	6.4 U	6.6 U	6.6 U	6.6 U	6.6 U	6.6 U	6.4 U
AROCLOR 1254	ug/kg	6.4 U	6.6 U	6.6 U	6.6 U	6.6 U	16 J	6.4 U
AROCLOR 1260	ug/kg	NA	NA	NA	NA	NA	NA	NA
AROCLOR 1262	ug/kg	6.4 U	6.6 U	6.6 U	6.6 U	6.6 U	6.6 U	6.4 U
AROCLOR 1268	ug/kg	6.4 U	6.6 U	6.6 U	6.6 U	6.6 U	6.6 U	6.4 U
TOTAL AROCLOR PCBs (SUM OF 7 AROCLORS)	ug/kg	15 U	16 U	16 U	16 U	16 U	16 J	15 U
TOTAL AROCLOR PCBs (SUM OF 9 AROCLORS)	ug/kg	15 U	16 U	16 U	16 U	16 U	16 J	15 U
Pesticides								
2,4'-DDD	pg/g	339 J	259 J	147 J	58.3 J	158 J	432 JD	57.4 J
2,4'-DDE	pg/g	997 J	419 JD	401 J	223 JD	397 J	537 JD	211 J
2,4'-DDT	pg/g	125 J	57.3 J	41.3 J	61.2 J	57.5 J	10.8 UDJ	43.1 J
4,4'-DDD	pg/g	3,920 J	2,080 J	1,250 J	760 J	1,970 J	4,160 DJ	1,430 J
4,4'-DDE	pg/g	19,800 BJ	11,400 BDJ	8,860 BJ	12,200 BDJ	9,550 BJ	14,200 BDJ	8,640 BJ
4,4'-DDT	pg/g	680 J	323 J	237 J	244 J	396 J	537 JD	260 J
ALDRIN	pg/g	9.16 UJ	9.16 UJ	9.16 UJ	9.16 UJ	5.3 J	8.78 J	9.16 UJ
ALPHA BHC	pg/g	23.8 J	25.6 J	15.6 J	7.45 J	14.8 J	20.6 J	16.5 J
ALPHA ENDOSULFAN	pg/g	57.4 UJ	57.4 UDJ	57.4 UJ	57.4 UJ	57.4 UJ	57.4 UDJ	57.4 UJ
BETA BHC	pg/g	27.9 J	29.4 J	20.5 J	8.97 J	19.5 J	24.2 J	17 J
BETA ENDOSULFAN	pg/g	58.3 UJ	58.3 UJ	58.3 UJ	58.3 UJ	58.3 UJ	58.3 UJ	58.3 UJ
CIS-CHLORDANE	pg/g	2,370 J	1,220 DJ	862 J	703 JD	1,140 J	1,510 DJ	714 J
CIS-NONACHLOR	pg/g	1,040 J	656 J	457 J	587 J	595 J	782 J	491 J
DELTA BHC	pg/g	5.08 UJ	5.08 UJ	5.08 UJ	5.08 UJ	5.08 UJ	5.08 UJ	5.08 UJ
DIELDRIN	pg/g	1,840 DJ	983 DJ	791 JD	491 JD	963 J	1,700 DJ	544 J
ENDOSULFAN SULFATE	pg/g	63.3 UJ	63.3 UJ	63.3 UJ	63.3 UJ	63.3 UJ	63.3 UJ	63.3 UJ
ENDRIN	pg/g	16 J	12.1 J	8.27 J	13.9 UJ	11.1 J	13.9 UJ	13.9 UJ
ENDRIN ALDEHYDE	pg/g	131 UJ	131 UJ	131 UJ	131 UJ	131 UJ	131 UJ	131 UJ
ENDRIN KETONE	pg/g	76 UJ	76 UJ	76 UJ	76 UJ	76 UJ	76 UJ	76 UJ
GAMMA BHC (LINDANE)	pg/g	19.5 J	21.7 J	14.4 J	7.85 J	12 J	16.7 J	7.69 UJ
HEPTACHLOR	pg/g	32.5 UJ	32.5 UJ	32.5 UJ	32.5 UJ	32.5 UJ	32.5 UJ	32.5 UJ
HEPTACHLOR EPOXIDE	pg/g	482 J	268 J	194 J	89.8 J	253 J	410 J	111 J
HEXACHLOROBENZENE	pg/g	433 BJ	360 BJ	295 BJ	133 BJ	370 BJ	785 BJ	250 BJ
METHOXYCHLOR	pg/g	38.9 UJ	38.9 UJ	38.9 UJ	38.9 UJ	38.9 UJ	38.9 UJ	38.9 UJ
MIREX	pg/g	116 J	73.7 J	143 J	64.4 J	122 J	85.7 J	117 J
OXYCHLORDANE	pg/g	294 J	174 J	123 J	131 J	195 J	199 J	137 J
TRANS-CHLORDANE	pg/g	984 J	559 JD	385 J	299 JD	489 J	697 JD	222 J

Table C-18
Bluefish (Fillet) Analytical Results

Location ID: / Date Analyzed:	Units	NB03FBLC468 01/18/16	NB03FBLC469 01/18/16	NB03FBLC471 01/18/16	NB03FBLC475 01/18/16	NB03FBLC476 01/18/16	NB03FBLC478 01/18/16	NB03FBLC479 01/18/16
TRANS-HEPTACHLOR EPOXIDE	pg/g	17 UJ	17 UJ	17 UJ	17 UJ	17 UJ	17 UJ	17 UJ
TRANS-NONACHLOR	pg/g	2,550 J	1,440 DJ	1,190 J	1,230 DJ	1,410 J	1,570 DJ	1,170 J
TOTAL ALPHA + GAMMA CHLORDANE	pg/g	3,350 J	1,780 J	1,250 J	1,000 J	1,630 J	2,210 J	936 J
TOTAL DDT (2,4)	pg/g	1,460 J	735 J	589 J	343 J	613 J	969 J	312 J
TOTAL DDT (4,4)	pg/g	24,400 J	13,800 J	10,300 J	13,200 J	11,900 J	18,900 J	10,300 J
TOTAL DDT (2,4 & 4,4)	pg/g	25,900 J	14,500 J	10,900 J	13,500 J	12,500 J	19,900 J	10,600 J
PCB Congeners								
PCB-1	ng/kg	23.9	43.9	23.3	7.2	21	20.1	9.62
PCB-2	ng/kg	0.719 J	1.08 J	0.808 J	0.699 U	0.685 U	0.687 U	1.32 J
PCB-3	ng/kg	1.94 J	2.51 J	2.05 J	1.1 U	1.44 J	1.49 J	1.54 J
PCB-4	ng/kg	249 B	433 BE	231 B	96 B	400 BE	367 BE	133 B
PCB-5	ng/kg	2.08 J	2.93 J	1.62 J	0.799 U	1.98 J	1.9 J	0.782 J
PCB-6	ng/kg	39.4 B	56 B	27.9 B	8.73 B	39.3 B	41.4 B	11.4 B
PCB-7	ng/kg	4.9	12.8	5.18	1.94 J	6.73	4.57	29.7
PCB-8	ng/kg	98.7 B	148 B	80.1 B	36 B	114 B	129 B	43.5 B
PCB-9	ng/kg	9.64	13.6	7.48	3.06	11.4	11.8	5.04
PCB-10	ng/kg	28.7	48	25.2	11.1	43.7	41.4	12.7
PCB-11	ng/kg	3.36 U	3.25 U	3.39 U	3.4 U	3.33 U	3.34 U	3.26 U
PCB-12/13	ng/kg	4.64 J	6.81	3.54 J	1.9 U	2.86 J	3.1 J	4.18 J
PCB-14	ng/kg	1.98 U	1.91 U	1.99 U	0.799 U	0.783 U	0.785 U	1.92 U
PCB-15	ng/kg	6.75	12.2	5.86	4.18 J	8.18	7.91	11.6
PCB-16	ng/kg	160 B	209 B	93.3 B	45.2 B	263 B	193 B	47.4 B
PCB-17	ng/kg	212 B	350 BE	166 B	99.4 B	448 BE	331 BE	72.9 B
PCB-18/30	ng/kg	528 B	628 BE	300 B	157 B	753 BE	658 BE	137 B
PCB-19	ng/kg	160	248	136	78.8	283	248	55.9
PCB-20/28	ng/kg	1,070 BE	1,150 BE	519 B	369 B	1,280 BE	975 BE	274 B
PCB-21/33	ng/kg	145	183	85.9	42	180	147	43.5
PCB-22	ng/kg	201 B	209 B	102 B	63.2 B	229 B	194 B	54.2 B
PCB-23	ng/kg	0.705 J	0.958 J	0.697 U	0.699 U	0.951 J	0.847 J	0.672 U
PCB-24	ng/kg	0.988 U	6.8	3.39	0.999 U	0.978 U	0.981 U	1.66 J
PCB-25	ng/kg	157	125	51.2	26.8	108	122	30.9
PCB-26/29	ng/kg	287	274	125	84.7	273	262	64.3
PCB-27	ng/kg	85.6	131	57.5	31.2	150	135	23.7
PCB-31	ng/kg	623 BE	653 BE	285 B	166 B	600 BE	626 BE	163 B
PCB-32	ng/kg	251 B	342 BE	174 B	145 B	418 BE	402 BE	71.5 B
PCB-34	ng/kg	9.86	10.9	4.68	3.21	11	11.3	2.46
PCB-35	ng/kg	0.889 U	0.861 U	0.896 U	0.899 U	0.881 U	0.883 U	0.864 U
PCB-36	ng/kg	0.791 U	0.766 U	0.797 U	14	0.783 U	0.785 U	0.768 U
PCB-37	ng/kg	43.1	46.7	19.4	7.46	23.7	20.1	19.7
PCB-38	ng/kg	6.38	6.53	2.56	0.872 J	1.77 J	1.25 J	1.73 J
PCB-39	ng/kg	8.22	8.47	0.797 U	0.892 J	3.96	3.49	1.4 J
PCB-40/71	ng/kg	564	671	227	257	777	618	121
PCB-41	ng/kg	27.8	42.9	17.7	10.4	43.8	25.4	7.81 J
PCB-42	ng/kg	480	537	196	189	635 E	461	120
PCB-43	ng/kg	52.4	64.5	23	22	77.8	56.9	10

Table C-18
Bluefish (Fillet) Analytical Results

Location ID: / Date Analyzed:	Units	NB03FBLC468 01/18/16	NB03FBLC469 01/18/16	NB03FBLC471 01/18/16	NB03FBLC475 01/18/16	NB03FBLC476 01/18/16	NB03FBLC478 01/18/16	NB03FBLC479 01/18/16
PCB-44/47/65	ng/kg	1,800 E	2,070 E	769	900	2,470 E	1,760	494
PCB-45	ng/kg	148	152	65.3	R	207	R	28.7
PCB-46	ng/kg	54.4	65.8	28.2	23.2	90.8	65.5	12.3
PCB-48	ng/kg	159	172	62.9	40.6	203	160	26.1
PCB-49/69	ng/kg	1,470 E	1,790 E	584	755	1,860 E	1,440 E	441
PCB-50/53	ng/kg	244	272	103	113	354	308	51
PCB-51	ng/kg	109	143	62.8	71.4	220	155	28.5
PCB-52	ng/kg	2,200 BE	2,460 BE	871 BE	968 BE	2,960 BE	2,080 BE	596 BE
PCB-54	ng/kg	15.3	19.2	11	12.5	28.1	22.3	4.43 J
PCB-55	ng/kg	10.1	9.51	4.95 J	1.2 U	1.17 U	1.18 U	1.15 U
PCB-56	ng/kg	447	434	167	87.3	366	292	129
PCB-57	ng/kg	15.4	21.4	5.19	29.2	13.4	8.23	5.53
PCB-58	ng/kg	18.2	20.4	6.17	5.62	16.5	10	7.14
PCB-60	ng/kg	194	252	84.7	79.9	251	138	77.6
PCB-61/70/74/76	ng/kg	2,330	2,820 E	956	685	2,490 E	1,520	825
PCB-62/75	ng/kg	152	182	64.7	84.7	221	150	41.5
PCB-63	ng/kg	101	140	45.5	38.2	126	66.6	42.6
PCB-64	ng/kg	622 E	695 E	247	306	816 E	596 E	155
PCB-66	ng/kg	1,640 E	2,170 E	691 E	570	1,920 E	1,020 E	653 E
PCB-67	ng/kg	50.1	53.1	21.9	12.5	43.7	30.8	16.7
PCB-68	ng/kg	52	73.9	24.8	20.5	59.2	33.1	29
PCB-72	ng/kg	68.8	98.7	32.4	29.3	81.5	44.1	35
PCB-73	ng/kg	8.05	10.1	3.37 J	5.05	11.2	8.9	2.09 J
PCB-77	ng/kg	83.2	88.2	34.4	14.1	81.5	50.6	48.1
PCB-78	ng/kg	1.58 U	1.53 U	1.59 U	1.6 U	1.57 U	1.57 U	1.54 U
PCB-79	ng/kg	48.1	56.1	22.9	10.9	30.2	13.9	24.8
PCB-80	ng/kg	1.09 U	1.88 J	1.1 U	1.1 U	1.08 U	1.08 U	1.72 J
PCB-81	ng/kg	3.4 J	1.72 U	1.79 U	R	4.13 J	R	1.73 U
PCB-82	ng/kg	177	229	79.9	103	230	146	78.4
PCB-83	ng/kg	133	178	59.2	86	146	110	68.8
PCB-84	ng/kg	322	408	121	185	432	324	101
PCB-85/116/117	ng/kg	577	854	294	400	828	448	345
PCB-86/87/97/109/119/125	ng/kg	1,510	2,190	714	1,020	2,110	1,210	791
PCB-88	ng/kg	2.17 U	2.11 U	2.19 U	2.2 U	2.15 U	2.16 U	2.11 U
PCB-89	ng/kg	10.6	12.3	4.17 J	5.02	15.3	10.8	2.59 J
PCB-90/101/113	ng/kg	3,300 BE	5,040 BE	1,620 B	2,560 BE	4,910 BE	2,690 BE	1,990 BE
PCB-91	ng/kg	409	578 E	175	385	640 E	394	180
PCB-92	ng/kg	676 E	1,010 E	343	550	1,070 E	586	400
PCB-93/100	ng/kg	101	136	94.2	115	185	96.1	54.3
PCB-94	ng/kg	17.8	21.7	6.81	9.76	23.6	17.6	4.95
PCB-95	ng/kg	1,540 E	2,040 E	621 E	801 E	1,870 E	1,190 E	594 E
PCB-96	ng/kg	11.3	14.1	4.91 J	6.97	17.6	11.8	2.96 J
PCB-98/102	ng/kg	74.5	101	29	59.5	116	75.4	26.8
PCB-99	ng/kg	2,950 E	4,750 E	1,660 E	2,300 E	4,500 E	2,290 E	2,170 E
PCB-103	ng/kg	80.5	117	45.1	72.8	111	69.6	47.5

Table C-18
Bluefish (Fillet) Analytical Results

Location ID: / Date Analyzed:	Units	NB03FBLC468 01/18/16	NB03FBLC469 01/18/16	NB03FBLC471 01/18/16	NB03FBLC475 01/18/16	NB03FBLC476 01/18/16	NB03FBLC478 01/18/16	NB03FBLC479 01/18/16
PCB-104	ng/kg	4.31 J	5.32	4.04 J	1.4 U	6.93	4.6 J	1.34 U
PCB-105	ng/kg	937 E	1,370 E	534	498	1,350 E	641 E	604 E
PCB-106	ng/kg	1.68 U	1.63 U	1.69 U	1.7 U	1.66 U	1.67 U	1.63 U
PCB-107	ng/kg	587	880 E	344	275	752 E	317	429
PCB-108/124	ng/kg	96.9	131	49.2	40.4	112	58.8	56.5
PCB-110/115	ng/kg	2,600 E	3,650 E	1,110	1,910 E	3,260 E	2,030 E	1,280 E
PCB-111	ng/kg	23.9	33.4	16.5	16.5	32	16.7	20.6
PCB-112	ng/kg	1.38 U	1.34 U	1.39 U	1.4 U	1.37 U	1.37 U	1.34 U
PCB-114	ng/kg	50.6	71.7	29.6	30.2	82.4	35.4	28.5
PCB-118	ng/kg	3,900 E	5,960 E	2,280 E	2,040 E	5,910 E	2,530 E	2,620 E
PCB-120	ng/kg	96.7	145	68.8	67.9	132	67.6	86.9
PCB-121	ng/kg	5.5	8.25	4.36 J	4.98 J	9.33	5.13	4.34 J
PCB-122	ng/kg	16.4	16.6	7.27	1.2 U	19.2	9.84	6.52
PCB-123	ng/kg	48.8	71.2	26.8	25.6	55	31	28.7
PCB-126	ng/kg	1.58 U	80.3	1.59 U	1.6 U	1.57 U	1.57 U	1.54 U
PCB-127	ng/kg	6.85	7.15	4.78 J	2.62 J	7.99	2.69 J	7.74
PCB-128/166	ng/kg	728	1,080	467	555	1,040	527	608
PCB-129/138/163	ng/kg	7,850 E	10,700 E	4,950 E	5,590 E	11,100 E	5,050 E	6,440 E
PCB-130	ng/kg	439	580 E	256	307	566	280	346
PCB-131	ng/kg	28.6	41.4	15.8	23.2	37.6	19.3	16
PCB-132	ng/kg	822 E	1,150 E	381	590	1,020 E	541	482
PCB-133	ng/kg	298	389	210	188	439	181	279
PCB-134	ng/kg	200	287	105	144	248	132	127
PCB-135/151	ng/kg	1,520 E	2,070 E	856	1,260 E	2,160 E	1,090	1,080
PCB-136	ng/kg	242	364	129	236	358	200	149
PCB-137	ng/kg	165	237	106	140	260	119	122
PCB-139/140	ng/kg	104	151	62.5	84.3	141	67.6	86.2
PCB-141	ng/kg	442	498	231	330	638 E	290	259
PCB-142	ng/kg	1.68 U	1.63 U	1.69 U	1.7 U	1.66 U	1.67 U	1.63 U
PCB-143	ng/kg	3.26 U	3.16 U	3.29 U	3.3 U	3.23 U	3.24 U	3.17 U
PCB-144	ng/kg	129	172	68.9	110	188	89.7	82
PCB-145	ng/kg	1.58 U	1.53 U	1.59 U	1.6 U	1.57 U	1.57 U	1.54 U
PCB-146	ng/kg	2,190 E	2,730 E	1,440 E	1,570 E	3,030 E	1,380 E	1,990 E
PCB-147/149	ng/kg	3,690 BE	4,900 BE	1,950 BE	2,970 BE	4,810 BE	2,320 BE	2,530 BE
PCB-148	ng/kg	86.3	109	73.9	67.1	132	58.3	89
PCB-150	ng/kg	36.6	51.8	30.3	46.8	54.2	25.5	33.3
PCB-152	ng/kg	2.73 J	3.48 J	1.53 J	1.4 U	4.01 J	1.7 J	1.34 U
PCB-153/168	ng/kg	10,200 BE	13,500 BE	6,760 BE	7,280 BE	14,700 BE	6,410 BE	9,230 BE
PCB-154	ng/kg	403	551	368	399	689 E	313	428
PCB-155	ng/kg	68.8	72.3	55.1	57	96.2	44.3	59.3
PCB-156/157	ng/kg	443	608	291	297	726	283	355
PCB-158	ng/kg	347	485	216	274	476	228	262
PCB-159	ng/kg	2.46 J	1.34 U	1.75 J	1.4 U	2.78 J	1.37 U	2.61 J
PCB-160	ng/kg	6.23 U	6.03 U	6.27 U	6.29 U	6.16 U	6.18 U	6.05 U
PCB-161	ng/kg	1.28 U	1.24 U	1.29 U	1.3 U	1.27 U	1.28 U	1.25 U

Table C-18
Bluefish (Fillet) Analytical Results

Location ID: / Date Analyzed:	Units	NB03FBLC468 01/18/16	NB03FBLC469 01/18/16	NB03FBLC471 01/18/16	NB03FBLC475 01/18/16	NB03FBLC476 01/18/16	NB03FBLC478 01/18/16	NB03FBLC479 01/18/16
PCB-162	ng/kg	86.8	102	54.2	48.6	114	45.2	79.9
PCB-164	ng/kg	203	269	106	169	254	133	126
PCB-165	ng/kg	36.4	47	24	21.5	44.1	21.3	36.9
PCB-167	ng/kg	230	303	152	149	390	150	194
PCB-169	ng/kg	1.48 U	1.44 U	1.49 U	1.5 U	2.33 J	1.47 U	2.5 J
PCB-170	ng/kg	928 E	1,120 E	584	826 E	1,430 E	678 E	834 E
PCB-171/173	ng/kg	383	474	241	300	520	247	342
PCB-172	ng/kg	271	328	189	214	398	193	271
PCB-174	ng/kg	612 E	715 E	314	463	746 E	403	441
PCB-175	ng/kg	104	132	79.2	78.8	149	75.1	105
PCB-176	ng/kg	112	143	70.3	102	153	76.6	93.9
PCB-177	ng/kg	1,110 E	1,300 E	607 E	760 E	1,360 E	657 E	991 E
PCB-178	ng/kg	893 E	1,110 E	702 E	651 E	1,260 E	637 E	993 E
PCB-179	ng/kg	484	623 E	295	428	619 E	355	428
PCB-180/193	ng/kg	3,010 E	3,420 E	1,840 E	2,480 E	4,430 E	2,050 E	2,660 E
PCB-181	ng/kg	9.98	12.7	6.49	10.4	16.2	6.9	9.76
PCB-182	ng/kg	37.3	46.6	33	25.5	53	26.1	43
PCB-183/185	ng/kg	1,350 E	1,640 E	968	1,030	1,890 E	900	1,280 E
PCB-184	ng/kg	25.9	27.5	23.3	21.9	38.1	20.5	33.4
PCB-186	ng/kg	1.48 U	1.44 U	1.49 U	1.5 U	1.47 U	1.47 U	1.44 U
PCB-187	ng/kg	5,020 E	6,120 E	3,790 E	3,770 E	7,260 E	3,390 E	5,360 E
PCB-188	ng/kg	157	178	163	130	237	107	193
PCB-189	ng/kg	47.2	55.1	32.3	35.8	80.2	32.4	49.4
PCB-190	ng/kg	181	211	108	180	266	138	156
PCB-191	ng/kg	42.8	49.9	25.1	33.6	62.7	27.4	35.8
PCB-192	ng/kg	1.28 U	1.24 U	1.29 U	1.3 U	1.27 U	1.28 U	1.25 U
PCB-194	ng/kg	669	842	600	535	1,300 E	593	754
PCB-195	ng/kg	172	194	113	161	298	147	176
PCB-196	ng/kg	507	631	493	400	925 E	471	584
PCB-197/200	ng/kg	4.25 U	179	129	124	244	128	182
PCB-198/199	ng/kg	1,620	1,950 E	1,800 E	1,280	3,230 E	1,690	1,880 E
PCB-201	ng/kg	391	485	399	293	652	325	500
PCB-202	ng/kg	1,270 E	1,550 E	1,340 E	882	2,180 E	1,080 E	1,600 E
PCB-203	ng/kg	717	901 E	887	684	1,610 E	791	828
PCB-204	ng/kg	6.37	5.53	5.82	4.72 J	8.78	5.51	9.03
PCB-205	ng/kg	31.4	35	19.7	26.2	50.6	27	32.5
PCB-206	ng/kg	1,630 E	2,100 E	2,140 E	1,230 E	3,070 E	3,220 E	1,820 E
PCB-207	ng/kg	233	266	237	169	362	318	274
PCB-208	ng/kg	1,080 E	1,190 E	1,020 E	743	1,580 E	1,680 E	1,180 E
PCB-209	ng/kg	1,100 E	1,130 E	764	770	1,230 E	2,870 E	1,150 E
TOTAL PCB CONGENERS (209)	ng/kg	93,000 J	122,000 J	57,700 J	62,200 J	132,000 J	74,900 J	68,200 J
Semivolatiles								
1,2,4,5-TETRACHLOROBENZENE	ug/kg	330 U	330 U	330 U	330 U	330 U	320 U	330 U
1,2-DIPHENYLHYDRAZINE	ug/kg	330 U	330 U	330 U	330 U	330 U	320 U	330 U
1-METHYLNAPHTHALENE	ug/kg	5.7 J	5.8 J	5.2 U	5.3 U	5.3 U	5.2 U	5.2 U

Table C-18
Bluefish (Fillet) Analytical Results

Location ID: / Date Analyzed:	Units	NB03FBLC468 01/18/16	NB03FBLC469 01/18/16	NB03FBLC471 01/18/16	NB03FBLC475 01/18/16	NB03FBLC476 01/18/16	NB03FBLC478 01/18/16	NB03FBLC479 01/18/16
2,3,4,6-TETRACHLOROPHENOL	ug/kg	1,300 U	1,300 U	1,300 U	1,300 U	1,300 U	1,300 U	1,300 U
2,4,5-TRICHLOROPHENOL	ug/kg	330 U	330 U	330 U	330 U	330 U	320 U	330 U
2,4,6-TRICHLOROPHENOL	ug/kg	330 U	330 U	330 U	330 U	330 U	320 U	330 U
2,4-DICHLOROPHENOL	ug/kg	330 U	330 U	330 U	330 U	330 U	320 U	330 U
2,4-DIMETHYLPHENOL	ug/kg	330 U	330 U	330 U	330 U	330 U	320 U	330 U
2,4-DINITROPHENOL	ug/kg	6,000 UJ	6,000 UJ	6,000 UJ	6,000 UJ	6,000 UJ	5,800 UJ	6,000 UJ
2,4-DINITROTOLUENE	ug/kg	1,300 U	1,300 U	1,300 U	1,300 U	1,300 U	1,300 U	1,300 U
2,6-DINITROTOLUENE	ug/kg	330 U	330 U	330 U	330 U	330 U	320 U	330 U
2-CHLORONAPHTHALENE	ug/kg	130 UJ	130 UJ	130 UJ	130 UJ	130 UJ	130 UJ	130 UJ
2-CHLOROPHENOL	ug/kg	330 U	330 U	330 U	330 U	330 U	320 U	330 U
2-METHYLNAPHTHALENE	ug/kg	5.7 J	5.6 J	5.2 UJ	5.3 U	5.3 UJ	5.2 U	5.2 UJ
2-METHYLPHENOL (O-CRESOL)	ug/kg	330 U	330 U	330 U	330 U	330 U	320 U	330 U
2-NITROANILINE	ug/kg	330 U	330 U	330 U	330 U	330 U	320 U	330 U
2-NITROPHENOL	ug/kg	330 U	330 U	330 U	330 U	330 U	320 U	330 U
3,3'-DICHLOROBENZIDINE	ug/kg	2,000 UJ	2,000 UJ	2,000 UJ	2,000 UJ	2,000 UJ	1,900 UJ	2,000 UJ
3-NITROANILINE	ug/kg	1,300 U	1,300 U	1,300 U	1,300 U	1,300 U	1,300 U	1,300 U
4,6-DINITRO-2-METHYLPHENOL	ug/kg	3,300 U	3,300 U	3,300 U	3,300 U	3,300 U	3,200 U	3,300 U
4-BROMOPHENYL PHENYL ETHER	ug/kg	330 U	330 U	330 U	330 U	330 U	320 U	330 U
4-CHLORO-3-METHYLPHENOL	ug/kg	330 U	330 U	330 U	330 U	330 U	320 U	330 U
4-CHLOROANILINE	ug/kg	670 U	670 U	670 U	670 U	670 U	650 U	670 U
4-CHLOROPHENYL PHENYL ETHER	ug/kg	330 U	330 U	330 U	330 U	330 U	320 U	330 U
4-METHYLPHENOL (P-CRESOL)	ug/kg	330 U	330 U	330 U	330 U	330 U	320 U	330 U
4-NITROANILINE	ug/kg	1,300 U	1,300 U	1,300 U	1,300 U	1,300 U	1,300 U	1,300 U
4-NITROPHENOL	ug/kg	3,300 UJ	3,300 UJ	3,300 UJ	3,300 UJ	3,300 UJ	3,200 UJ	3,300 UJ
ACENAPHTHENE	ug/kg	5.3 U	5.3 U	5.2 U	5.3 U	5.3 U	5.2 U	5.2 U
ACENAPHTHYLENE	ug/kg	5.3 U	5.3 U	5.2 U	5.3 U	5.3 U	5.2 U	5.2 U
ACETOPHENONE	ug/kg	330 U	330 U	330 U	330 U	330 U	320 U	330 U
ANTHRACENE	ug/kg	5.3 U	5.3 U	5.2 U	5.3 U	5.3 U	5.2 U	5.2 U
ATRAZINE	ug/kg	670 U	670 U	670 U	670 U	670 U	650 U	670 U
BENZALDEHYDE	ug/kg	1,300 UJ	1,300 UJ	1,300 UJ	1,300 UJ	1,300 UJ	1,300 UJ	1,300 UJ
BENZIDINE	ug/kg	14,000 UJ	14,000 UJ	14,000 UJ	14,000 UJ	14,000 UJ	14,000 UJ	14,000 UJ
BENZO(A)ANTHRACENE	ug/kg	5.3 U	5.3 U	5.2 U	5.3 U	5.3 U	5.2 U	5.2 U
BENZO(A)PYRENE	ug/kg	5.3 U	5.3 U	5.2 U	5.3 U	5.3 U	5.2 U	5.2 U
BENZO(B)FLUORANTHENE	ug/kg	5.3 U	5.3 U	5.2 U	5.3 U	5.3 U	5.2 U	5.2 U
BENZO(G,H,I)PERYLENE	ug/kg	5.3 U	5.3 U	5.2 U	5.3 U	5.3 U	5.2 U	5.2 U
Benzo(j)+(k)Fluoranthene	ug/kg	5.3 U	5.3 U	5.2 U	5.3 U	5.3 U	5.2 U	5.2 U
BENZO[E]PYRENE	ug/kg	5.3 U	5.3 U	5.2 U	5.3 U	5.3 U	5.2 U	5.2 U
BENZOIC ACID	ug/kg	3,300 UJ	3,300 UJ	3,300 UJ	3,300 UJ	3,300 UJ	3,200 UJ	3,300 UJ
BENZYL BUTYL PHTHALATE	ug/kg	1,300 U	1,300 U	1,300 U	1,300 U	1,300 U	1,300 U	1,300 U
BIPHENYL (DIPHENYL)	ug/kg	330 U	330 U	330 U	330 U	330 U	320 U	330 U
BIS(2-CHLOROETHOXY) METHANE	ug/kg	330 U	330 U	330 U	330 U	330 U	320 U	330 U
BIS(2-CHLOROETHYL) ETHER (2-CHLOROETHYL ETHER	ug/kg	330 U	330 U	330 U	330 U	330 U	320 U	330 U
BIS(2-CHLOROISOPROPYL) ETHER	ug/kg	330 U	330 U	330 U	330 U	330 U	320 U	330 U
BIS(2-ETHYLHEXYL) PHTHALATE	ug/kg	1,300 U	1,300 U	1,300 U	1,300 U	1,300 U	1,300 U	1,300 U
C1-CHRYSENES	ug/kg	5.3 U	5.3 U	5.2 U	5.3 U	5.3 U	5.2 U	5.2 U

Table C-18
Bluefish (Fillet) Analytical Results

Location ID: / Date Analyzed:	Units	NB03FBLC468 01/18/16	NB03FBLC469 01/18/16	NB03FBLC471 01/18/16	NB03FBLC475 01/18/16	NB03FBLC476 01/18/16	NB03FBLC478 01/18/16	NB03FBLC479 01/18/16
C1-FLUORANTHENES/PYRENES	ug/kg	5.3 U	5.3 U	5.2 U	5.3 U	5.3 U	5.2 U	5.2 U
C1-FLUORENES	ug/kg	5.3 U	5.3 U	5.2 U	5.3 U	5.3 U	5.2 U	5.2 U
C1-NAPHTHALENES	ug/kg	7.2 J	7.1 J	5.2 U	5.3 U	5.3 U	5.2 U	5.2 U
C1-PHENANTHRENE/ANTHRACENE	ug/kg	5.3 U	5.3 U	5.2 U	5.3 U	5.3 U	5.2 U	5.2 U
C2-CHRYSENE	ug/kg	5.3 U	5.3 U	5.2 U	5.3 U	5.3 U	5.2 U	5.2 U
C2-FLUORANTHENES/PYRENE	ug/kg	5.3 U	5.3 U	5.2 U	5.3 U	5.3 U	5.2 U	5.2 U
C2-FLUORENES	ug/kg	5.3 U	5.3 U	5.2 U	5.3 U	5.3 U	5.2 U	5.2 U
C2-NAPHTHALENES	ug/kg	5.3 U	5.3 U	5.2 U	5.3 U	5.3 U	5.2 U	5.2 U
C2-PHENANTHRENE/ANTHRACENE	ug/kg	5.3 U	5.3 U	5.2 U	5.3 U	5.3 U	5.2 U	5.2 U
C3-CHRYSENE	ug/kg	5.3 U	5.3 U	5.2 U	5.3 U	5.3 U	5.2 U	5.2 U
C3-FLUORANTHENES/PYRENE	ug/kg	5.3 U	5.3 U	5.2 U	5.3 U	5.3 U	5.2 U	5.2 U
C3-FLUORENES	ug/kg	5.3 U	5.3 U	5.2 U	5.3 U	5.3 U	5.2 U	5.2 U
C3-NAPHTHALENES	ug/kg	5.3 U	5.3 U	5.2 U	5.3 U	5.3 U	5.2 U	5.2 U
C3-PHENANTHRENE/ANTHRACENE	ug/kg	5.3 U	5.3 U	5.2 U	5.3 U	5.3 U	5.2 U	5.2 U
C4-CHRYSENE	ug/kg	5.3 U	5.3 U	5.2 U	5.3 U	5.3 U	5.2 U	5.2 U
C4-NAPHTHALENES	ug/kg	5.3 U	5.3 U	5.2 U	5.3 U	5.3 U	5.2 U	5.2 U
C4-PHENANTHRENE/ANTHRACENE	ug/kg	5.3 U	5.3 U	5.2 U	5.3 U	5.3 U	5.2 U	5.2 U
CAPROLACTAM	ug/kg	670 U	670 U	670 U	670 U	670 U	650 U	670 U
CARBAZOLE	ug/kg	330 U	330 U	330 U	330 U	330 U	320 U	330 U
CHRYSENE	ug/kg	5.3 U	5.3 U	5.2 U	5.3 U	5.3 U	5.2 U	5.2 U
DIBENZ(A,H)ANTHRACENE	ug/kg	5.3 U	5.3 U	5.2 U	5.3 U	5.3 U	5.2 U	5.2 U
DIBENZOFURAN	ug/kg	330 U	330 U	330 U	330 U	330 U	320 U	330 U
DIETHYL PHTHALATE	ug/kg	1,300 U	1,300 U	1,300 U	1,300 U	1,300 U	1,300 U	1,300 U
DIMETHYL PHTHALATE	ug/kg	1,300 U	1,300 U	1,300 U	1,300 U	1,300 U	1,300 U	1,300 U
DI-N-BUTYL PHTHALATE	ug/kg	1,300 U	1,300 U	1,300 U	1,300 U	1,300 U	1,300 U	1,300 U
DI-N-OCTYLPHTHALATE	ug/kg	1,300 U	1,300 U	1,300 U	1,300 U	1,300 U	1,300 U	1,300 U
FLUORANTHENE	ug/kg	5.3 U	5.3 U	5.2 U	5.3 U	9.3 J	5.2 U	5.2 U
FLUORENE	ug/kg	5.3 U	5.3 U	5.2 U	5.3 U	5.3 U	5.2 U	5.2 U
HEXACHLOROBUTADIENE	ug/kg	330 U	330 U	330 U	330 U	330 U	320 U	330 U
HEXACHLOROCYCLOPENTADIENE	ug/kg	3,300 U	3,300 U	3,300 U	3,300 U	3,300 U	3,200 U	3,300 U
HEXACHLOROETHANE	ug/kg	670 U	670 U	670 U	670 U	670 U	650 U	670 U
INDENO(1,2,3-C,D)PYRENE	ug/kg	5.3 U	5.3 U	5.2 U	5.3 U	5.3 U	5.2 U	5.2 U
ISOPHORONE	ug/kg	330 U	330 U	330 U	330 U	330 U	320 U	330 U
NAPHTHALENE	ug/kg	6.4 J	7.1 J	5.2 U	5.3 U	5.3 U	5.2 U	5.2 U
NITROBENZENE	ug/kg	330 U	330 U	330 U	330 U	330 U	320 U	330 U
N-NITROSODI-N-PROPYLAMINE	ug/kg	330 U	330 U	330 U	330 U	330 U	320 U	330 U
N-NITROSODIPHENYLAMINE	ug/kg	330 U	330 U	330 U	330 U	330 U	320 U	330 U
PENTACHLOROPHENOL	ug/kg	670 U	670 U	670 U	670 U	670 U	650 U	670 U
PERYLENE	ug/kg	5.3 U	5.3 U	5.2 U	5.3 U	5.3 U	5.2 U	5.2 U
PHENANTHRENE	ug/kg	5.3 U	5.3 U	5.2 U	5.3 U	5.3 U	5.2 U	5.2 U
PHENOL	ug/kg	330 U	330 U	330 U	330 U	330 U	320 U	330 U
PYRENE	ug/kg	5.3 U	5.3 U	5.2 U	5.3 U	17	5.2 U	5.2 U
PYRIDINE	ug/kg	1,300 UJ	1,300 UJ	1,300 UJ	1,300 UJ	1,300 UJ	1,300 UJ	1,300 UJ
TOTAL HMW PAHs	ug/kg	5.3 U	5.3 U	5.2 U	5.3 U	26.3 J	5.2 U	5.2 U
TOTAL LMW PAHs	ug/kg	12.1 J	12.7 J	5.2 U	5.3 U	5.3 U	5.2 U	5.2 U

Table C-18
Bluefish (Fillet) Analytical Results

Location ID: / Date Analyzed:	Units	NB03FBLC468 01/18/16	NB03FBLC469 01/18/16	NB03FBLC471 01/18/16	NB03FBLC475 01/18/16	NB03FBLC476 01/18/16	NB03FBLC478 01/18/16	NB03FBLC479 01/18/16
TOTAL PAHs	ug/kg	12.1 J	12.7 J	5.2 U	5.3 U	26.3 J	5.2 U	5.2 U
Physical Parameters								
MOISTURE (WATER) CONTENT	%	314	305	354	375	338	328	345
PERCENT MOISTURE	%	75.9	75.3	78	78.9	77.2	76.6	77.5

Table C-18
Bluefish (Fillet) Analytical Results

Location ID: / Date Analyzed:	Units	NB03FBLC481 01/18/16	NB03FBL-COMP01 12/15/15	NB03FBL-COMP02 12/15/15	NB03FBL-COMP03 12/15/15	NB03FBL-COMP04 12/07/15	NB03FBL-COMP05 12/07/15
Dioxins/Furans							
1,2,3,4,6,7,8-HEPTACHLORODIBENZOFURAN	ng/kg	0.266 JBQ	0.322 JB	0.104 JBQ	0.335 JBQ	0.266 JBQ	1.07 JB
1,2,3,4,6,7,8-HEPTACHLORODIBENZO-P-DIOXIN	ng/kg	0.0818 JBQ	0.0727 JBQ	0.122 JBQ	0.137 JB	0.0789 JBQ	0.135 JBQ
1,2,3,4,7,8,9-HEPTACHLORODIBENZOFURAN	ng/kg	0.0444 U	0.0457 U	0.045 U	0.0569 U	0.049 U	0.102 JBQ
1,2,3,4,7,8-HEXACHLORODIBENZOFURAN	ng/kg	0.0306 JB	0.106 JBQ	0.0316 JB	0.0887 JBQ	0.047 U	0.208 JB
1,2,3,4,7,8-HEXACHLORODIBENZO-P-DIOXIN	ng/kg	0.0256 U	0.0391 JBQ	0.0208 U	0.0559 JBQ	0.0427 U	0.168 JB
1,2,3,6,7,8-HEXACHLORODIBENZOFURAN	ng/kg	0.0653 JBQ	0.185 JBQ	0.0716 JB	0.133 JBQ	0.0915 JB	0.5 JB
1,2,3,6,7,8-HEXACHLORODIBENZO-P-DIOXIN	ng/kg	0.118 JQ	0.152 J	0.085 JQ	0.228 J	0.113 JQ	0.28 JBQ
1,2,3,7,8,9-HEXACHLORODIBENZOFURAN	ng/kg	0.0895 JBQ	0.0849 JBQ	0.0775 JBQ	0.0618 JBQ	0.0984 JB	0.0986 JBQ
1,2,3,7,8,9-HEXACHLORODIBENZO-P-DIOXIN	ng/kg	0.0419 JBQ	0.0273 U	0.0475 J	0.025 U	0.0431 U	0.0923 JB
1,2,3,7,8-PENTACHLORODIBENZOFURAN	ng/kg	0.227 JB	0.591 JB	0.401 JB	0.612 JB	0.162 JBQ	1.72 JB
1,2,3,7,8-PENTACHLORODIBENZO-P-DIOXIN	ng/kg	0.263 JBQ	0.327 JQ	0.0891 U	0.113 U	0.108 JBQ	0.131 U
2,3,4,6,7,8-HEXACHLORODIBENZOFURAN	ng/kg	0.0311 JBQ	0.0241 JBQ	0.0294 JBQ	0.0368 JBQ	0.0457 U	0.125 JBQ
2,3,4,7,8-PENTACHLORODIBENZOFURAN	ng/kg	0.287 JBQ	0.623 JB	0.322 JB	0.626 JB	0.125 JB	1.03 JB
2,3,7,8-TETRACHLORODIBENZOFURAN	ng/kg	0.074 U	0.359 J	0.198 J	0.291 JQ	0.0988 U	0.59 J
2,3,7,8-TETRACHLORODIBENZO-P-DIOXIN	ng/kg	0.455 J	1.99	0.804 J	1.31	0.192 JQ	2.53
OCTACHLORODIBENZOFURAN	ng/kg	0.0896 JBQ	0.0468 JBQ	0.0716 JBQ	0.0737 JBQ	0.214 JQ	0.153 JBQ
OCTACHLORODIBENZO-P-DIOXIN	ng/kg	0.104 JBQ	0.176 JB	0.17 JBQ	0.254 JB	0.21 JBQ	0.318 JB
PERCENT LIPIDS	%	0.4	1.4	0.97	1.2	0.49	1.4
Metals							
ALUMINUM	mg/kg	7.01 B	5.38 U	5.44 U	5.49 U	5.38 U	5.49 U
ANTIMONY	mg/kg	0.0574 U	0.0635 U	0.0641 U	0.0647 U	0.066 U	0.0635 U
ARSENIC	mg/kg	0.502	0.667	0.51	0.262 B	0.317 B	0.387
BARIUM	mg/kg	0.16 U	0.177 U	0.179 U	0.18 U	0.184 U	0.177 U
BERYLLIUM	mg/kg	0.0123 U	0.0137 U	0.0138 U	0.0139 U	0.0142 U	0.0137 U
CADMIUM	mg/kg	0.04 U	0.0442 U	0.0447 U	0.0451 U	0.046 U	0.0442 U
CALCIUM	mg/kg	160	246	323	432	109	141
CHROMIUM	mg/kg	0.087 U	0.0962 U	0.167 B	0.107 B	0.1 U	0.0962 U
COBALT	mg/kg	0.0174 U	0.0192 U	0.223	0.0196 U	0.02 U	0.0192 U
COPPER	mg/kg	0.632	0.77	0.649	0.78	0.575	0.701
IRON	mg/kg	9.89 B	10.7 B	7.52 B	8.16 B	4.62 U	7.78 B
LEAD	mg/kg	0.0226 U	0.025 U	0.0252 U	0.0255 U	0.026 U	0.025 U
MAGNESIUM	mg/kg	334	316	294	315	308	294
MANGANESE	mg/kg	0.146 U	0.178 B	0.163 U	0.227 B	0.192 B	0.179 B
MERCURY	ng/g	287	219	219	293	286	294
METHYL MERCURY	ng/g	348	276	224	336	337 J	372
NICKEL	mg/kg	0.163 U	0.181 U	0.183 U	0.184 U	0.188 U	0.181 U
POTASSIUM	mg/kg	4,470	4,390	4,170	4,270	4,610	4,340
SELENIUM	mg/kg	0.566	0.67	0.56	0.525	0.482	0.446
SILVER	mg/kg	0.0174 U	0.0192 U	0.0194 U	0.0196 U	0.02 U	0.0192 U
SODIUM	mg/kg	338	353	431	489	397	392
THALLIUM	mg/kg	0.0261 U	0.0288 U	0.0291 U	0.0294 U	0.03 U	0.0288 U
TITANIUM	mg/kg	0.322 U	0.163 U	0.165 U	0.167 U	0.17 U	0.163 U
VANADIUM	mg/kg	0.0261 U	0.0288 U	0.0291 U	0.0294 U	0.03 U	0.0288 U
ZINC	mg/kg	21.4	14.3	15.8	16.7	13.1	15.5

Table C-18
Bluefish (Fillet) Analytical Results

Location ID: / Date Analyzed:	Units	NB03FBLC481 01/18/16	NB03FBL-COMP01 12/15/15	NB03FBL-COMP02 12/15/15	NB03FBL-COMP03 12/15/15	NB03FBL-COMP04 12/07/15	NB03FBL-COMP05 12/07/15
Butyltins							
DIBUTYLTIN	ug/kg	1.3 UJ	1.2 U	1.2 U	1.2 U	1.3 U	1.2 U
MONOBUTYLTIN	ug/kg	20 UJCN	19 UCN	19 UCN	19 UCN	21 UCN	20 UCN
TETRA-N-BUTYLTIN	ug/kg	1.7 UJ	1.6 U	1.6 U	1.6 U	1.7 U	1.6 U
TRIBUTYLTIN	ug/kg	1.5 UJ	1.4 U	1.4 U	1.4 U	1.5 U	1.4 U
Aroclor PCBs							
AROCLOR 1016	ug/kg	7.2 U	7.2 U	7.2 U	7.1 U	7.2 U	7.1 U
AROCLOR 1221	ug/kg	9.2 U	9.1 U	9.2 U	9.1 U	9.1 U	9.1 U
AROCLOR 1232	ug/kg	16 U	16 U	16 U	16 U	16 U	16 U
AROCLOR 1242	ug/kg	6.6 U	6.6 U	6.6 U	6.5 U	6.6 U	6.5 U
AROCLOR 1248	ug/kg	6.6 U	60	28 J	32 J	6.6 U	96
AROCLOR 1254	ug/kg	16 J	50	54	57	13 JP	170
AROCLOR 1260	ug/kg	NA	NA	NA	NA	9.7 U	56
AROCLOR 1262	ug/kg	6.6 U	6.6 U	6.6 U	6.5 U	6.6 U	6.5 U
AROCLOR 1268	ug/kg	6.6 U	6.6 U	6.6 U	6.5 U	6.6 U	6.5 U
TOTAL AROCLOR PCBs (SUM OF 7 AROCLORS)	ug/kg	16 J	110	82 J	89 J	13 J	322
TOTAL AROCLOR PCBs (SUM OF 9 AROCLORS)	ug/kg	16 J	110	82 J	89 J	13 J	322
Pesticides							
2,4'-DDD	pg/g	127 J	1,190 B	408 B	445 B	88.2	195
2,4'-DDE	pg/g	303 J	1,510 B	557 B	816 B	150 J	622
2,4'-DDT	pg/g	34.1 J	135	226	90.5	10.8 UJ	81.4
4,4'-DDD	pg/g	961 J	6,700 B	3,390 B	3,470 B	607	2,580
4,4'-DDE	pg/g	4,700 BJ	12,500 B	11,500 B	12,900 B	3,700 B	10,300 B
4,4'-DDT	pg/g	172 J	597 B	1,320 B	467 B	94.4	332
ALDRIN	pg/g	9.16 UJ	14.6 J	5.98 J	9.16 U	9.16 U	5.35 J
ALPHA BHC	pg/g	10.9 J	30.5 J	24.5 J	29.6 J	16.3 J	15.1 J
ALPHA ENDOSULFAN	pg/g	57.4 UJ	57.4 U	57.4 U	57.4 U	57.4 UJ	57.4 U
BETA BHC	pg/g	10.1 J	31.9 J	33.4 J	36.3 J	11.6 J	14.4 J
BETA ENDOSULFAN	pg/g	58.3 UJ	58.3 U	58.3 U	58.3 U	58.3 U	58.3 U
CIS-CHLORDANE	pg/g	700 J	4,720	1,550	1,860	369	2,090
CIS-NONACHLOR	pg/g	298 J	1,140	718	688	192	739
DELTA BHC	pg/g	5.08 UJ	5.08 U	5.08 U	5.08 U	5.08 U	5.08 U
DIELDRIN	pg/g	573 DJ	2,950	1,010	1,390	393	879
ENDOSULFAN SULFATE	pg/g	63.3 UJ	63.3 U	50.9 J	63.3 U	63.3 U	63.3 U
ENDRIN	pg/g	13.9 UJ	23.3 J	9.37 J	13.9 U	13.9 UJ	13.9 U
ENDRIN ALDEHYDE	pg/g	131 UJ	131 U	131 U	131 U	131 U	131 U
ENDRIN KETONE	pg/g	76 UJ	76 U	36.2 J	76 U	76 U	76 U
GAMMA BHC (LINDANE)	pg/g	7.41 J	17.4 J	18.8 J	20.9 J	9.68 J	11.5 J
HEPTACHLOR	pg/g	32.5 UJ	32.5 U	32.5 U	9.43 J	32.5 UJ	32.5 UJ
HEPTACHLOR EPOXIDE	pg/g	163 J	739	309	477	110	248
HEXACHLOROBENZENE	pg/g	222 BJ	727 B	446 B	535 B	127 B	254 B
METHOXYCHLOR	pg/g	38.9 UJ	38.9 UJ	38.9 UJ	38.9 UJ	38.9 UJ	38.9 UJ
MIREX	pg/g	81.4 J	84.9	85.7	183	9.33 U	64.8
OXYCHLORDANE	pg/g	105 J	311	219	317	10 U	221
TRANS-CHLORDANE	pg/g	318 JD	2,370	622	811	186	734

Table C-18
Bluefish (Fillet) Analytical Results

Location ID: / Date Analyzed:	Units	NB03FBLC481 01/18/16	NB03FBL-COMP01 12/15/15	NB03FBL-COMP02 12/15/15	NB03FBL-COMP03 12/15/15	NB03FBL-COMP04 12/07/15	NB03FBL-COMP05 12/07/15
TRANS-HEPTACHLOR EPOXIDE	pg/g	17 UJ	17 U	17 U	17 U	17 U	17 U
TRANS-NONACHLOR	pg/g	778 J	3,370	1,910	2,000	445 J	2,050
TOTAL ALPHA + GAMMA CHLORDANE	pg/g	1,020 J	7,090	2,170	2,670	555	2,820
TOTAL DDT (2,4)	pg/g	464 J	2,840	1,190	1,350	238 J	898
TOTAL DDT (4,4)	pg/g	5,830 J	19,800	16,200	16,800	4,400	13,200
TOTAL DDT (2,4 & 4,4)	pg/g	6,300 J	22,600	17,400	18,200	4,640 J	14,100
PCB Congeners							
PCB-1	ng/kg	7.74	26.1 B	21.4 B	21.7 B	12.9	16.4
PCB-2	ng/kg	0.68 U	0.694 U	0.68 U	0.894 J	0.717 J	0.96 J
PCB-3	ng/kg	1.14 J	1.09 U	1.07 U	1.08 U	1.06 U	1.09 U
PCB-4	ng/kg	161 B	463 E	306 E	310 E	162	246
PCB-5	ng/kg	0.777 U	3.04 J	0.777 U	1.87 J	0.773 U	1.5 J
PCB-6	ng/kg	13.6 B	118	28.7	31.7	18.4	29.6
PCB-7	ng/kg	2.25	8.86	4.67	4.11	2.38	0.794 U
PCB-8	ng/kg	46.5 B	169 B	89.2 B	96.9 B	55.4 B	87.7 B
PCB-9	ng/kg	4.3	20	8.6	8.73	4.89	8.29
PCB-10	ng/kg	14.9	55.1	36.4	38.8	17.7	24.8
PCB-11	ng/kg	3.3 U	16.1	17.3	21.1	3.29 U	3.37 U
PCB-12/13	ng/kg	1.85 U	4.28 J	3.02 J	3.58 J	1.84 U	2.28 J
PCB-14	ng/kg	0.777 U	0.793 U	0.777 U	0.782 U	0.773 U	0.794 U
PCB-15	ng/kg	6.01	1.59 U	1.55 U	1.56 U	1.55 U	1.59 U
PCB-16	ng/kg	85.8 B	503 E	187	203	104	184
PCB-17	ng/kg	154 B	607 E	286	308 E	165	302 E
PCB-18/30	ng/kg	259 B	1,930 E	531	565	288 B	608 BE
PCB-19	ng/kg	106	356 E	183	192	102	190
PCB-20/28	ng/kg	468 B	3,100 BE	956 BE	987 BE	455	1,350 E
PCB-21/33	ng/kg	64.4	404	128	129	70	152
PCB-22	ng/kg	83.3 B	599 BE	161 B	172 B	84.6	211
PCB-23	ng/kg	0.68 U	1.82 J	0.68 U	0.684 U	0.676 U	0.971 J
PCB-24	ng/kg	0.972 U	0.991 U	0.971 U	0.978 U	0.966 U	0.992 U
PCB-25	ng/kg	40.8	509 E	81.1	76.8	38.2	105
PCB-26/29	ng/kg	104	866 E	200	202	101	289
PCB-27	ng/kg	48.4	281	99	109	55.9	114
PCB-31	ng/kg	211 B	1,900 BE	455 BE	493 BE	231	627 E
PCB-32	ng/kg	155 B	757 BE	262 B	283 B	160	357 E
PCB-34	ng/kg	4.08	28.7	7.76	7.56	4.23	11.9
PCB-35	ng/kg	0.875 U	0.892 U	0.874 U	0.88 U	0.87 U	0.893 U
PCB-36	ng/kg	13.7	0.793 U	0.777 U	0.782 U	0.773 U	0.794 U
PCB-37	ng/kg	9.12	41.9	17.5	22.5	9.69	17.6
PCB-38	ng/kg	0.729 J	0.694 U	0.68 U	0.892 J	0.676 U	0.694 U
PCB-39	ng/kg	1.61 J	10.8	3.48	3.17	1.54 J	4.29
PCB-40/71	ng/kg	295	2,180 E	571	537	286	801
PCB-41	ng/kg	18.9	83.7	26.2	28.2	19.3	41.5
PCB-42	ng/kg	227	1,650 E	454	399	211	821 E
PCB-43	ng/kg	32.6	182	54.3	53.2	31.2	84.1

Table C-18
Bluefish (Fillet) Analytical Results

Location ID: / Date Analyzed:	Units	NB03FBLC481 01/18/16	NB03FBL-COMP01 12/15/15	NB03FBL-COMP02 12/15/15	NB03FBL-COMP03 12/15/15	NB03FBL-COMP04 12/07/15	NB03FBL-COMP05 12/07/15
PCB-44/47/65	ng/kg	916	5,910 E	1,840 E	1,660	872	3,340 E
PCB-45	ng/kg	R	488	154	143	75.6	183
PCB-46	ng/kg	30	183	58.9	61.9	31.6	68.6
PCB-48	ng/kg	76.8	657 E	148	132	82.7	207
PCB-49/69	ng/kg	691	4,760 E	1,430 E	1,240 E	677	2,810 E
PCB-50/53	ng/kg	117	944	249	248	124	328
PCB-51	ng/kg	68.8	413	127	139	70.8	193
PCB-52	ng/kg	1,100 BE	6,670 E	2,150 E	2,020 E	998 BE	3,880 BE
PCB-54	ng/kg	10.3	46.9	18.1	20.3	9.7	22.9
PCB-55	ng/kg	3.32 J	1.19 U	1.17 U	1.17 U	1.16 U	1.19 U
PCB-56	ng/kg	144	1,180 E	274	250	136	439
PCB-57	ng/kg	25.3	23.3	9.44	7.61	5.36	17
PCB-58	ng/kg	4.81 J	28.2	10.4	9.68	5.45	19.5
PCB-60	ng/kg	83.7	434	183	159	85.6	306
PCB-61/70/74/76	ng/kg	809	5,710 E	1,850	1,630	877	3,350 E
PCB-62/75	ng/kg	85.4	501	154	145	79.7	299
PCB-63	ng/kg	37.4	194	88.8	77.9	43.3	165
PCB-64	ng/kg	309	2,200 BE	598 BE	515 B	269	1,140 E
PCB-66	ng/kg	574	3,510 BE	1,390 BE	1,170 BE	691 E	2,710 E
PCB-67	ng/kg	15.5	118	31.6	29.7	16.1	52.6
PCB-68	ng/kg	16.5	66	43.1	35.2	19.9	72.8
PCB-72	ng/kg	23.7	96.6	54.5	49.7	27.9	95.1
PCB-73	ng/kg	1.36 U	1.39 U	1.36 U	1.37 U	4.83 J	16.7
PCB-77	ng/kg	22	166	53.5	62.8	20.2	51
PCB-78	ng/kg	6.8	1.59 U	1.55 U	1.56 U	1.55 U	1.59 U
PCB-79	ng/kg	9.27	34.9	21.9	16.7	10.7	34.9
PCB-80	ng/kg	1.07 U	1.09 U	1.07 U	1.08 U	1.06 U	1.09 U
PCB-81	ng/kg	R	7.3	2.19 J	1.76 U	1.74 U	3.31 J
PCB-82	ng/kg	97.4	455	182	141	81	319
PCB-83	ng/kg	58.5	240	128	91.3	66.7	231
PCB-84	ng/kg	177	1,090 E	360	298	153	554
PCB-85/116/117	ng/kg	288	1,070	677	482	302	995
PCB-86/87/97/109/119/125	ng/kg	777	3,330	1,700	1,260	790	2,740
PCB-88	ng/kg	2.14 U	2.18 U	2.14 U	2.15 U	2.13 U	2.18 U
PCB-89	ng/kg	7.09	43.3	11.5	9.92	5.74	14.9
PCB-90/101/113	ng/kg	1,730 B	6,290 BE	3,970 BE	2,820 BE	1,850 BE	5,860 BE
PCB-91	ng/kg	238	1,140 E	470	364	216	769 E
PCB-92	ng/kg	379	1.29 U	799 E	649 E	403	1,270 E
PCB-93/100	ng/kg	69.3	267	122	105	73	207
PCB-94	ng/kg	9.12	56.3	17.7	16.9	8.8	28.9
PCB-95	ng/kg	655 E	3,690 E	1,490 E	1,200 E	761 E	2,810 E
PCB-96	ng/kg	6.59	47.5	14.2	1.47 U	6.07	17.6
PCB-98/102	ng/kg	49.4	267	85.2	74.1	42.9	123
PCB-99	ng/kg	1,410 E	4,620 E	3,620 E	2,740 E	1,770 E	4,810 E
PCB-103	ng/kg	42.1	150	82.2	66	44.6	131

Table C-18
Bluefish (Fillet) Analytical Results

Location ID: / Date Analyzed:	Units	NB03FBLC481 01/18/16	NB03FBL-COMP01 12/15/15	NB03FBL-COMP02 12/15/15	NB03FBL-COMP03 12/15/15	NB03FBL-COMP04 12/07/15	NB03FBL-COMP05 12/07/15
PCB-104	ng/kg	2.8 J	14.6	4.81 J	4.97	2.57 J	6.92
PCB-105	ng/kg	366	1,290 E	1,040 E	774 E	435	1,220 E
PCB-106	ng/kg	1.65 U	1.68 U	1.65 U	1.66 U	1.64 U	1.69 U
PCB-107	ng/kg	174	450	530	408	249	649 E
PCB-108/124	ng/kg	34.9	142	86.3	67.8	38.7	102
PCB-110/115	ng/kg	1,260 E	R	2,800 BE	2,080 BE	3.77 U	4,620 E
PCB-111	ng/kg	9.27	17	23.1	19.7	13.4	29.4
PCB-112	ng/kg	1.36 U	1.39 U	1.36 U	1.37 U	1.35 U	1.39 U
PCB-114	ng/kg	23.1	80.3	59.7	44.1	24.4	72.3
PCB-118	ng/kg	1,430 E	4,910 BE	4,650 BE	3,320 BE	1,890 E	5,030 E
PCB-120	ng/kg	37.9	71.6	99	71.9	53.4	118
PCB-121	ng/kg	2.93 J	7.32	5.98	3.14 J	3.66 J	8.93
PCB-122	ng/kg	7.51	35.2	12.4	9.56	1.16 U	21.5
PCB-123	ng/kg	19.7	87.3	68.1	50.2	27.8	87.4
PCB-126	ng/kg	15.3	9.41	14.2	8.59	4.53 J	12.7
PCB-127	ng/kg	1.92 J	4.94 J	1.36 U	1.37 U	2.33 J	8.15
PCB-128/166	ng/kg	292	720	803	595	374	917
PCB-129/138/163	ng/kg	2,860 E	6,930 E	7,860 E	6,150 E	3,910 E	9,350 E
PCB-130	ng/kg	159	376	396	339	209	531
PCB-131	ng/kg	13.8	42.5	29.9	22.3	14.4	43.7
PCB-132	ng/kg	329	1,200 E	752 E	594 E	358	1,130 E
PCB-133	ng/kg	111	229	260	259	153	313
PCB-134	ng/kg	82.5	256	192	163	97.2	297
PCB-135/151	ng/kg	698	2,300 E	1,890 E	1,580 E	814	2,180 E
PCB-136	ng/kg	127	544	329	264	132	372
PCB-137	ng/kg	84.1	221	190	138	99.4	250
PCB-139/140	ng/kg	43.2	116	108	86.3	58.5	139
PCB-141	ng/kg	192	659 BE	433 B	376 B	253	665 E
PCB-142	ng/kg	1.65 U	R	1.65 U	1.66 U	1.64 U	1.69 U
PCB-143	ng/kg	3.21 U	3.27 U	3.2 U	3.23 U	3.19 U	3.27 U
PCB-144	ng/kg	60.9	231	172	125	70.6	197
PCB-145	ng/kg	1.55 U	2.32 J	1.55 U	1.56 U	1.55 U	1.59 U
PCB-146	ng/kg	831 E	R	2,040 E	1,560 E	1,090 E	2,440 E
PCB-147/149	ng/kg	1,470 BE	4,430 BE	3,370 BE	2,800 BE	1,770 BE	4,860 BE
PCB-148	ng/kg	48.5	80	87.4	69.4	48.6	83.9
PCB-150	ng/kg	21.4	54.1	40.5	47.3	23.5	40.2
PCB-152	ng/kg	2.01 J	6.9	2.97 J	3.45 J	1.54 J	1.39 U
PCB-153/168	ng/kg	3,680 BE	8,060 BE	9,420 BE	6,820 BE	4,800 BE	10,800 BE
PCB-154	ng/kg	230	467	469	366	242	436
PCB-155	ng/kg	33.9	80.7	63.3	59.9	38.1	73.1
PCB-156/157	ng/kg	166	455	501	388	219	535
PCB-158	ng/kg	149	431	373	277	184	467
PCB-159	ng/kg	1.36 U	1.39 U	1.36 U	1.37 U	1.35 U	1.39 U
PCB-160	ng/kg	6.12 U	6.24 U	6.12 U	6.16 U	6.09 U	6.25 U
PCB-161	ng/kg	1.26 U	R	1.26 U	1.27 U	1.26 U	1.29 U

Table C-18
Bluefish (Fillet) Analytical Results

Location ID: / Date Analyzed:	Units	NB03FBLC481 01/18/16	NB03FBL-COMP01 12/15/15	NB03FBL-COMP02 12/15/15	NB03FBL-COMP03 12/15/15	NB03FBL-COMP04 12/07/15	NB03FBL-COMP05 12/07/15
PCB-162	ng/kg	25.7	60.1	66.8	63.2	44.1	96.4
PCB-164	ng/kg	85.2	283	182	155	98.4	284
PCB-165	ng/kg	12.1	R	30.1	25.7	17.9	36.9
PCB-167	ng/kg	85.8	217	250	195	R	257
PCB-169	ng/kg	1.46 U	1.49 U	1.46 U	1.47 U	1.45 U	1.49 U
PCB-170	ng/kg	384	966 E	990 E	938 E	568	1,190 E
PCB-171/173	ng/kg	144	R	369	335	218	472
PCB-172	ng/kg	126	257	243	277	154	335
PCB-174	ng/kg	238	R	478	506	285	779 E
PCB-175	ng/kg	54.7	R	100	102	58.8	120
PCB-176	ng/kg	50.8	132	117	110	59.2	143
PCB-177	ng/kg	351	R	894 E	976 E	513	1,210 E
PCB-178	ng/kg	466	R	820 E	966 E	477	947 E
PCB-179	ng/kg	216	542	493	485	254	601 E
PCB-180/193	ng/kg	1,270 E	3,010 E	2,920 E	2,860 E	1,740 E	3,560 E
PCB-181	ng/kg	5.21	R	10	9.59	6.76	14
PCB-182	ng/kg	20.3	R	31.1	36.8	24	41.6
PCB-183/185	ng/kg	589	R	1,240 E	1,180 E	745	1,570 E
PCB-184	ng/kg	13.8	21.9	20.1	16.4	14.6	31
PCB-186	ng/kg	1.46 U	1.49 U	1.46 U	1.47 U	1.45 U	1.49 U
PCB-187	ng/kg	2,320 E	R	4,790 E	5,260 E	2,530 E	5,280 E
PCB-188	ng/kg	91.3	117	122	186	83.9	112
PCB-189	ng/kg	18.9	42.7	44.9	45.6	24	48
PCB-190	ng/kg	80.8	209	201	191	117	239
PCB-191	ng/kg	18.4	44.7	42.4	41.5	26.4	54.2
PCB-192	ng/kg	1.26 U	1.29 U	1.26 U	1.27 U	1.26 U	1.29 U
PCB-194	ng/kg	380	616	614	972 E	340	624
PCB-195	ng/kg	73.3	150	158	184	96.3	175
PCB-196	ng/kg	347	502	493	797	296 J	508 J
PCB-197/200	ng/kg	79.6	140	129	169	92.6	150
PCB-198/199	ng/kg	1,310	1,780	1,550	3,200 E	963	1,660
PCB-201	ng/kg	241	329	329	452	242	357
PCB-202	ng/kg	863	1,100 E	1,080 E	1,940 E	632	1,110 E
PCB-203	ng/kg	645	908 E	764	1,400 E	435	811
PCB-204	ng/kg	3.46 J	4.42 J	3.67 J	4 J	4.3 J	6.04
PCB-205	ng/kg	12.7	26.2	26.8	27.9	17.5	29.6
PCB-206	ng/kg	1,420 E	1,680 E	1,340 E	3,130 E	991 E	1,290 E
PCB-207	ng/kg	152	199	166	281	141	184
PCB-208	ng/kg	657	836	714	1,520 E	569	766
PCB-209	ng/kg	532	842	723	1,130 E	669	R
TOTAL PCB CONGENERS (209)	ng/kg	42,300 J	124,000 J	91,600 J	85,600 J	45,800 J	121,000 J
Semivolatiles							
1,2,4,5-TETRACHLOROBENZENE	ug/kg	330 U	330 U	320 U	320 U	330 U	330 U
1,2-DIPHENYLHYDRAZINE	ug/kg	330 U	330 U	320 U	320 U	330 U	330 U
1-METHYLNAPHTHALENE	ug/kg	5.2 U	5.3 U	5.3 U	22	5.2 U	5.2 U

Table C-18
Bluefish (Fillet) Analytical Results

Location ID: / Date Analyzed:	Units	NB03FBLC481 01/18/16	NB03FBL-COMP01 12/15/15	NB03FBL-COMP02 12/15/15	NB03FBL-COMP03 12/15/15	NB03FBL-COMP04 12/07/15	NB03FBL-COMP05 12/07/15
2,3,4,6-TETRACHLOROPHENOL	ug/kg	1,300 U	1,300 U	1,300 U	1,300 U	1,300 U	1,300 U
2,4,5-TRICHLOROPHENOL	ug/kg	330 U	330 U	320 U	320 U	330 U	330 U
2,4,6-TRICHLOROPHENOL	ug/kg	330 U	330 U	320 U	320 U	330 U	330 U
2,4-DICHLOROPHENOL	ug/kg	330 U	330 U	320 U	320 U	330 U	330 U
2,4-DIMETHYLPHENOL	ug/kg	330 U	330 U	320 U	320 U	330 U	330 U
2,4-DINITROPHENOL	ug/kg	6,000 UJ	6,000 U	5,800 U	5,800 U	6,000 U	6,000 U
2,4-DINITROTOLUENE	ug/kg	1,300 U	1,300 U	1,300 U	1,300 U	1,300 U	1,300 U
2,6-DINITROTOLUENE	ug/kg	330 U	330 U	320 U	320 U	330 U	330 U
2-CHLORONAPHTHALENE	ug/kg	130 UJ	130 U	130 U	130 U	130 U	130 U
2-CHLOROPHENOL	ug/kg	330 U	330 U	320 U	320 U	330 U	330 U
2-METHYLNAPHTHALENE	ug/kg	5.2 UJ	5.3 U	5.3 U	42	5.2 U	5.2 U
2-METHYLPHENOL (O-CRESOL)	ug/kg	330 U	330 U	320 U	320 U	330 U	330 U
2-NITROANILINE	ug/kg	330 U	330 U	320 U	320 U	330 U	330 U
2-NITROPHENOL	ug/kg	330 U	330 U	320 U	320 U	330 U	330 U
3,3'-DICHLOROBENZIDINE	ug/kg	2,000 UJ	2,000 U	1,900 U	1,900 U	2,000 U	2,000 U
3-NITROANILINE	ug/kg	1,300 U	1,300 U	1,300 U	1,300 U	1,300 U	1,300 U
4,6-DINITRO-2-METHYLPHENOL	ug/kg	3,300 U	3,300 U	3,200 U	3,200 U	3,300 U	3,300 U
4-BROMOPHENYL PHENYL ETHER	ug/kg	330 U	330 U	320 U	320 U	330 U	330 U
4-CHLORO-3-METHYLPHENOL	ug/kg	330 U	330 U	320 U	320 U	330 U	330 U
4-CHLOROANILINE	ug/kg	670 U	660 U	650 U	650 U	660 U	670 U
4-CHLOROPHENYL PHENYL ETHER	ug/kg	330 U	330 U	320 U	320 U	330 U	330 U
4-METHYLPHENOL (P-CRESOL)	ug/kg	330 U	330 U	320 U	320 U	330 U	330 U
4-NITROANILINE	ug/kg	1,300 U	1,300 U	1,300 U	1,300 U	1,300 U	1,300 U
4-NITROPHENOL	ug/kg	3,300 UJ	3,300 U	3,200 U	3,200 U	3,300 U	3,300 U
ACENAPHTHENE	ug/kg	5.2 U	5.3 U	5.3 U	12 J	5.2 U	5.2 U
ACENAPHTHYLENE	ug/kg	5.2 U	5.3 U	5.3 U	5.3 U	5.2 U	5.2 U
ACETOPHENONE	ug/kg	330 U	330 U	320 U	320 U	330 U	330 U
ANTHRACENE	ug/kg	5.2 U	5.3 U	5.3 U	5.5 J	5.2 U	5.2 U
ATRAZINE	ug/kg	670 U	660 U	650 U	650 U	660 U	670 U
BENZALDEHYDE	ug/kg	1,300 UJ	1,300 U	1,300 U	1,300 U	1,300 U	1,300 U
BENZIDINE	ug/kg	14,000 UJ	14,000 U	14,000 U	14,000 U	14,000 U	14,000 U
BENZO(A)ANTHRACENE	ug/kg	5.2 U	5.3 U	5.3 U	5.3 U	5.2 U	5.2 U
BENZO(A)PYRENE	ug/kg	5.2 U	5.3 U	5.3 U	5.3 U	5.2 U	5.2 UJ
BENZO(B)FLUORANTHENE	ug/kg	5.2 U	5.3 U	5.3 U	5.3 U	5.2 U	5.2 UJ
BENZO(G,H,I)PERYLENE	ug/kg	5.2 U	5.3 U	5.3 U	5.3 U	5.2 U	5.2 UJ
Benzo(j)+(k)Fluoranthene	ug/kg	5.2 U	5.3 U	5.3 U	5.3 U	5.2 U	5.2 UJ
BENZO[E]PYRENE	ug/kg	5.2 U	5.3 U	5.3 U	5.3 U	5.2 U	5.2 U
BENZOIC ACID	ug/kg	3,300 UJ	3,300 U	3,200 U	3,200 U	3,300 U	3,300 U
BENZYL BUTYL PHTHALATE	ug/kg	1,300 U	1,300 U	1,300 U	1,300 U	1,300 U	1,300 U
BIPHENYL (DIPHENYL)	ug/kg	330 U	330 U	320 U	320 U	330 U	330 U
BIS(2-CHLOROETHOXY) METHANE	ug/kg	330 U	330 U	320 U	320 U	330 U	330 U
BIS(2-CHLOROETHYL) ETHER (2-CHLOROETHYL ETHER	ug/kg	330 U	330 U	320 U	320 U	330 U	330 U
BIS(2-CHLOROISOPROPYL) ETHER	ug/kg	330 U	330 U	320 U	320 U	330 U	330 U
BIS(2-ETHYLHEXYL) PHTHALATE	ug/kg	1,300 U	1,300 U	1,300 U	1,300 U	1,300 U	1,300 U
C1-CHRYSENES	ug/kg	5.2 U	5.3 U	5.3 U	5.3 U	5.2 U	5.2 U

Table C-18
Bluefish (Fillet) Analytical Results

Location ID: / Date Analyzed:	Units	NB03FBLC481 01/18/16	NB03FBL-COMP01 12/15/15	NB03FBL-COMP02 12/15/15	NB03FBL-COMP03 12/15/15	NB03FBL-COMP04 12/07/15	NB03FBL-COMP05 12/07/15
C1-FLUORANTHENES/PYRENES	ug/kg	5.2 U	5.3 U	5.3 U	5.3 U	5.2 U	5.2 U
C1-FLUORENES	ug/kg	5.2 U	5.3 U	5.3 U	5.3 U	5.2 U	5.2 U
C1-NAPHTHALENES	ug/kg	5.8 J	5.3 U	5.3 U	42	5.2 U	5.2 U
C1-PHENANTHRENE/ANTHRACENE	ug/kg	5.2 U	5.3 U	5.3 U	5.3 U	5.2 U	5.2 U
C2-CHRYSENE	ug/kg	5.2 U	5.3 U	5.3 U	5.3 U	5.2 U	5.2 U
C2-FLUORANTHENES/PYRENE	ug/kg	5.2 U	5.3 U	5.3 U	5.3 U	5.2 U	5.2 U
C2-FLUORENES	ug/kg	5.2 U	5.3 U	5.3 U	5.3 U	5.2 U	5.2 U
C2-NAPHTHALENES	ug/kg	5.2 U	5.3 U	5.3 U	16	5.2 U	5.2 U
C2-PHENANTHRENE/ANTHRACENE	ug/kg	5.2 U	5.3 U	5.3 U	5.3 U	5.2 U	5.2 U
C3-CHRYSENE	ug/kg	5.2 U	5.3 U	5.3 U	5.3 U	5.2 U	5.2 U
C3-FLUORANTHENES/PYRENE	ug/kg	5.2 U	5.3 U	5.3 U	5.3 U	5.2 U	5.2 U
C3-FLUORENES	ug/kg	5.2 U	5.3 U	5.3 U	5.3 U	5.2 U	5.2 U
C3-NAPHTHALENES	ug/kg	5.2 U	5.3 U	5.3 U	7.5 J	5.2 U	5.2 U
C3-PHENANTHRENE/ANTHRACENE	ug/kg	5.2 U	5.3 U	5.3 U	5.3 U	5.2 U	5.2 U
C4-CHRYSENE	ug/kg	5.2 U	5.3 U	5.3 U	5.3 U	5.2 U	5.2 U
C4-NAPHTHALENES	ug/kg	5.2 U	5.3 U	5.3 U	5.3 U	5.2 U	5.2 U
C4-PHENANTHRENE/ANTHRACENE	ug/kg	5.2 U	5.3 U	5.3 U	5.3 U	5.2 U	5.2 U
CAPROLACTAM	ug/kg	670 U	660 U	650 U	650 U	660 U	670 U
CARBAZOLE	ug/kg	330 U	330 U	320 U	320 U	330 U	330 U
CHRYSENE	ug/kg	5.2 U	5.3 U	5.3 U	5.3 U	5.2 U	5.2 U
DIBENZ(A,H)ANTHRACENE	ug/kg	5.2 U	5.3 U	5.3 U	5.3 U	5.2 U	5.2 UJ
DIBENZOFURAN	ug/kg	330 U	330 U	320 U	320 U	330 U	330 U
DIETHYL PHTHALATE	ug/kg	1,300 U	1,300 U	1,300 U	1,300 U	1,300 U	1,300 U
DIMETHYL PHTHALATE	ug/kg	1,300 U	1,300 U	1,300 U	1,300 U	1,300 U	1,300 U
DI-N-BUTYL PHTHALATE	ug/kg	1,300 U	1,300 U	1,300 U	1,300 U	1,300 U	1,300 U
DI-N-OCTYLPHTHALATE	ug/kg	1,300 U	1,300 U	1,300 U	1,300 U	1,300 U	1,300 U
FLUORANTHENE	ug/kg	5.2 U	5.3 U	5.3 U	7.4 J	5.2 U	5.2 U
FLUORENE	ug/kg	5.2 U	5.3 U	5.3 U	11 J	5.2 U	5.2 U
HEXACHLOROBUTADIENE	ug/kg	330 U	330 U	320 U	320 U	330 U	330 U
HEXACHLOROCYCLOPENTADIENE	ug/kg	3,300 U	3,300 U	3,200 U	3,200 U	3,300 U	3,300 U
HEXACHLOROETHANE	ug/kg	670 U	660 U	650 U	650 U	660 U	670 U
INDENO(1,2,3-C,D)PYRENE	ug/kg	5.2 U	5.3 U	5.3 U	5.3 U	5.2 U	5.2 UJ
ISOPHORONE	ug/kg	330 U	330 U	320 U	320 U	330 U	330 U
NAPHTHALENE	ug/kg	21	5.3 U	5.3 U	180	5.2 U	5.2 U
NITROBENZENE	ug/kg	330 U	330 U	320 U	320 U	330 U	330 U
N-NITROSODI-N-PROPYLAMINE	ug/kg	330 U	330 U	320 U	320 U	330 U	330 U
N-NITROSODIPHENYLAMINE	ug/kg	330 U	330 U	320 U	320 U	330 U	330 U
PENTACHLOROPHENOL	ug/kg	670 U	660 U	650 U	650 U	660 U	670 U
PERYLENE	ug/kg	5.2 U	5.3 U	5.3 U	5.3 U	5.2 U	5.2 U
PHENANTHRENE	ug/kg	5.2 U	5.3 U	5.3 U	20	5.2 U	5.2 U
PHENOL	ug/kg	330 U	330 U	320 U	320 U	330 U	330 U
PYRENE	ug/kg	5.2 U	5.3 U	5.3 U	5.6 J	5.2 U	5.2 U
PYRIDINE	ug/kg	1,300 UJ	1,300 U	1,300 U	1,300 U	1,300 U	1,300 U
TOTAL HMW PAHs	ug/kg	5.2 U	5.3 U	5.3 U	13 J	5.2 U	5.2 U
TOTAL LMW PAHs	ug/kg	21	5.3 U	5.3 U	271 J	5.2 U	5.2 U

Table C-18
Bluefish (Fillet) Analytical Results

Location ID: / Date Analyzed:	Units	NB03FBLC481 01/18/16	NB03FBL-COMP01 12/15/15	NB03FBL-COMP02 12/15/15	NB03FBL-COMP03 12/15/15	NB03FBL-COMP04 12/07/15	NB03FBL-COMP05 12/07/15
TOTAL PAHs	ug/kg	21	5.3 U	5.3 U	284 J	5.2 U	5.2 U
Physical Parameters							
MOISTURE (WATER) CONTENT	%	329	317	308	317	389	375
PERCENT MOISTURE	%	76.7	76	75.5	76	79.5	79

Table C-18
Bluefish (Fillet) Analytical Results

Location ID: / Date Analyzed:	Units	NB03FBLN404 12/07/15	NB03FBLN405 12/07/15	NB03FBLN406 01/18/16	NB03FBLS339 01/18/16	NB03FBLS349 01/18/16
Dioxins/Furans						
1,2,3,4,6,7,8-HEPTACHLORODIBENZOFURAN	ng/kg	1.13 JB	0.954 JBQ	0.428 JB	0.584 JBQ	0.394 JBQ
1,2,3,4,6,7,8-HEPTACHLORODIBENZO-P-DIOXIN	ng/kg	0.0886 JB	0.0766 JBQ	0.0591 JB	0.0804 JBQ	0.0756 JBQ
1,2,3,4,7,8,9-HEPTACHLORODIBENZOFURAN	ng/kg	0.061 JBQ	0.0502 U	0.0845 U	0.0747 JBQ	0.095 JBQ
1,2,3,4,7,8-HEXACHLORODIBENZOFURAN	ng/kg	0.0774 JBQ	0.127 JB	0.101 JBQ	0.0453 U	0.0987 JBQ
1,2,3,4,7,8-HEXACHLORODIBENZO-P-DIOXIN	ng/kg	0.0545 JBQ	0.0942 JB	0.0488 JQ	0.0464 JQ	0.0474 JQ
1,2,3,6,7,8-HEXACHLORODIBENZOFURAN	ng/kg	0.264 JB	0.321 JB	0.249 JBQ	0.0675 JBQ	0.15 JBQ
1,2,3,6,7,8-HEXACHLORODIBENZO-P-DIOXIN	ng/kg	0.0352 JBQ	0.103 JBQ	0.187 J	0.0738 JQ	0.125 JQ
1,2,3,7,8,9-HEXACHLORODIBENZOFURAN	ng/kg	0.0903 JB	0.1 JB	0.0993 JBQ	0.0423 U	0.0492 JBQ
1,2,3,7,8,9-HEXACHLORODIBENZO-P-DIOXIN	ng/kg	0.034 JBQ	0.0435 JBQ	0.0756 JBQ	0.0305 U	0.0721 JBQ
1,2,3,7,8-PENTACHLORODIBENZOFURAN	ng/kg	0.146 JBQ	0.47 JB	0.502 JBQ	0.219 JBQ	0.432 JBQ
1,2,3,7,8-PENTACHLORODIBENZO-P-DIOXIN	ng/kg	0.0927 U	0.0612 U	0.575 JBQ	0.117 JBQ	0.426 JBQ
2,3,4,6,7,8-HEXACHLORODIBENZOFURAN	ng/kg	0.0782 JB	0.0745 JBQ	0.0435 U	0.0403 U	0.0441 JBQ
2,3,4,7,8-PENTACHLORODIBENZOFURAN	ng/kg	0.72 JB	0.54 JBQ	0.996 JBQ	0.506 JBQ	0.513 JBQ
2,3,7,8-TETRACHLORODIBENZOFURAN	ng/kg	0.142 J	0.0653 J	0.577 JQ	0.12 U	0.355 JQ
2,3,7,8-TETRACHLORODIBENZO-P-DIOXIN	ng/kg	0.448 J	3.19	1.4	0.328 JQ	0.652 J
OCTACHLORODIBENZOFURAN	ng/kg	0.222 JB	0.249 JBQ	0.034 U	0.0617 JBQ	0.0357 U
OCTACHLORODIBENZO-P-DIOXIN	ng/kg	0.428 JBQ	0.172 JB	0.116 JB	0.178 JBQ	0.174 JBQ
PERCENT LIPIDS	%	0.59	0.49	2.4	0.1	1.1
Metals						
ALUMINUM	mg/kg	5.6 U	5.49 U	4.09 B	5.59 B	5.35 B
ANTIMONY	mg/kg	0.0641 U	0.0653 U	0.0449 U	0.0606 U	0.0623 U
ARSENIC	mg/kg	0.435	0.27 B	0.554	0.459	1.21
BARIUM	mg/kg	0.179 U	0.182 U	0.125 U	0.169 U	0.174 U
BERYLLIUM	mg/kg	0.0138 U	0.0141 U	0.0097 U	0.013 U	0.0134 U
CADMIUM	mg/kg	0.0447 U	0.0455 U	0.0313 U	0.0422 U	0.0434 U
CALCIUM	mg/kg	344	415	375	310	529
CHROMIUM	mg/kg	0.0971 U	0.099 U	0.068 U	0.0917 U	0.0943 U
COBALT	mg/kg	0.0194 U	0.0198 U	0.0136 U	0.0183 U	0.0189 U
COPPER	mg/kg	0.646	0.883	0.651	0.696	0.719
IRON	mg/kg	8.32 B	11.7 B	6.06 B	7.19 B	9.78 B
LEAD	mg/kg	0.0252 U	4.84	0.0177 U	0.0239 U	0.0245 U
MAGNESIUM	mg/kg	300	304	342	303	348
MANGANESE	mg/kg	0.271 B	0.175 B	0.323	0.154 U	0.158 U
MERCURY	ng/g	101	320	382	316	396
METHYL MERCURY	ng/g	122	414	449	371	463
NICKEL	mg/kg	0.183 U	0.186 U	0.128 U	0.172 U	0.177 U
POTASSIUM	mg/kg	4,260	4,180	4,400	4,050	4,720
SELENIUM	mg/kg	0.678	0.478	0.485	0.411	0.506
SILVER	mg/kg	0.0194 U	0.0198 U	0.0136 U	0.0183 U	0.0189 U
SODIUM	mg/kg	474	496	497	703	556
THALLIUM	mg/kg	0.0291 U	0.0297 U	0.0204 U	0.0275 U	0.0283 U
TITANIUM	mg/kg	0.165 U	0.168 U	0.252 U	0.339 U	0.349 U
VANADIUM	mg/kg	0.0291 U	0.0297 U	0.0204 U	0.0275 U	0.0283 U
ZINC	mg/kg	18.7	16.6	15	16.9	14.2

Table C-18
Bluefish (Fillet) Analytical Results

Location ID: / Date Analyzed:	Units	NB03FBLN404 12/07/15	NB03FBLN405 12/07/15	NB03FBLN406 01/18/16	NB03FBLS339 01/18/16	NB03FBLS349 01/18/16
Butyltins						
DIBUTYLTIN	ug/kg	1.3 U	1.3 U	1.2 UJ	1.3 UJ	1.3 UJ
MONOBUTYLTIN	ug/kg	21 UCN	21 UCN	20 UJCN	20 UJCN	20 UJCN
TETRA-N-BUTYLTIN	ug/kg	1.7 U	1.7 U	1.6 UJ	1.7 UJ	1.7 UJ
TRIBUTYLTIN	ug/kg	1.5 U	1.5 U	1.4 UJ	1.5 UJ	1.5 UJ
Aroclor PCBs						
AROCLOR 1016	ug/kg	7.1 U	7.1 U	7.1 U	7.1 U	7.2 U
AROCLOR 1221	ug/kg	9 U	9 U	9.1 U	9 U	9.2 U
AROCLOR 1232	ug/kg	16 U	16 U	16 U	16 U	16 U
AROCLOR 1242	ug/kg	6.5 U	6.5 U	6.5 U	6.5 U	6.6 U
AROCLOR 1248	ug/kg	65	6.5 U	78	6.5 U	6.6 U
AROCLOR 1254	ug/kg	96	40 PJ	6.5 U	140	6.6 U
AROCLOR 1260	ug/kg	45	33 JPN	NA	NA	NA
AROCLOR 1262	ug/kg	6.5 U	6.5 U	6.5 U	6.5 U	6.6 U
AROCLOR 1268	ug/kg	31 J	6.5 U	6.5 U	6.5 U	16 J
TOTAL AROCLOR PCBs (SUM OF 7 AROCLORS)	ug/kg	206	73 J	78	140	16 U
TOTAL AROCLOR PCBs (SUM OF 9 AROCLORS)	ug/kg	237 J	73 J	78	140	16 J
Pesticides						
2,4'-DDD	pg/g	802	120	1,080 DJ	342 JD	440 J
2,4'-DDE	pg/g	927 J	388	1,180 DJ	3,050 DJ	753 J
2,4'-DDT	pg/g	193	72.2	150 JD	637 JD	106 J
4,4'-DDD	pg/g	6,170	1,820	7,710 DJ	22,400 DJ	3,560 J
4,4'-DDE	pg/g	11,600 B	6,090 B	29,600 BDJ	69,500 BDJ	13,500 BJ
4,4'-DDT	pg/g	768	329	880 DJ	68,800 DJ	481 J
ALDRIN	pg/g	29.1 J	9.16 U	55 J	9.16 UJ	8.15 J
ALPHA BHC	pg/g	16.1 J	64.1	43.1 J	6.4 UJ	28.8 J
ALPHA ENDOSULFAN	pg/g	57.4 UJ	57.4 U	57.4 UDJ	57.4 UJ	57.4 UJ
BETA BHC	pg/g	19.8 J	10.8 J	57.2 J	9.91 J	36.7 J
BETA ENDOSULFAN	pg/g	58.3 U	58.3 U	58.3 UJ	58.3 UJ	58.3 UJ
CIS-CHLORDANE	pg/g	5,500	2,400	14,300 DJ	2,170 DJ	1,710 J
CIS-NONACHLOR	pg/g	1,270	682	3,440 J	1,860 J	771 J
DELTA BHC	pg/g	5.08 U	5.08 U	5.08 UJ	5.08 UJ	4.78 J
DIELDRIN	pg/g	3,700 J	1,060	11,700 DJ	663 JD	1,520 DJ
ENDOSULFAN SULFATE	pg/g	63.3 U	63.3 U	84.1 J	63.3 UJ	33.1 J
ENDRIN	pg/g	13.9 UJ	13.9 U	13.9 UJ	13.9 UJ	16 J
ENDRIN ALDEHYDE	pg/g	131 U	131 U	131 UJ	131 UJ	131 UJ
ENDRIN KETONE	pg/g	76 U	76 U	76 UJ	76 UJ	76 UJ
GAMMA BHC (LINDANE)	pg/g	16 J	7.69 U	37.7 J	8.6 J	24 J
HEPTACHLOR	pg/g	13.5 J	32.5 UJ	17.9 J	32.5 UJ	32.5 UJ
HEPTACHLOR EPOXIDE	pg/g	949	273	3,140 J	153 J	481 J
HEXACHLOROBENZENE	pg/g	595 B	338 B	1,120 BJ	259 BJ	541 BJ
METHOXYCHLOR	pg/g	38.9 UJ	38.9 UJ	38.9 UJ	38.9 UJ	38.9 UJ
MIREX	pg/g	84.5	89.3	135 J	171 J	215 J
OXYCHLORDANE	pg/g	403	212	789 J	438 J	197 J
TRANS-CHLORDANE	pg/g	2,090	645	5,260 DJ	739 JD	895 J

Table C-18
Bluefish (Fillet) Analytical Results

Location ID: / Date Analyzed:	Units	NB03FBLN404 12/07/15	NB03FBLN405 12/07/15	NB03FBLN406 01/18/16	NB03FBLS339 01/18/16	NB03FBLS349 01/18/16
TRANS-HEPTACHLOR EPOXIDE	pg/g	17 U	17 U	17 UJ	17 UJ	17 UJ
TRANS-NONACHLOR	pg/g	3,420 J	1,990	8,580 DJ	3,330 DJ	1,880 J
TOTAL ALPHA + GAMMA CHLORDANE	pg/g	7,590	3,050	19,600 J	2,910 J	2,610 J
TOTAL DDT (2,4)	pg/g	1,920 J	580	2,410 J	4,030 J	1,300 J
TOTAL DDT (4,4)	pg/g	18,500	8,240	38,200 J	161,000 J	17,500 J
TOTAL DDT (2,4 & 4,4)	pg/g	20,500 J	8,820	40,600 J	165,000 J	18,800 J
PCB Congeners						
PCB-1	ng/kg	20.9	10.5	58	11	35.9
PCB-2	ng/kg	1.06 J	0.707 J	1.61 J	0.7 U	1.01 J
PCB-3	ng/kg	1.09 U	1.09 U	2.66 J	1.28 J	1.46 J
PCB-4	ng/kg	317 E	154	901 BE	125 B	483 BE
PCB-5	ng/kg	1.94 J	1.41 J	4.54 J	0.837 J	2.58 J
PCB-6	ng/kg	67.5	24.2	162 B	12.4 B	57.7 B
PCB-7	ng/kg	5.95	2.15	14.9	2.38	6.47
PCB-8	ng/kg	127 B	62.8 B	293 BE	46.4 B	168 B
PCB-9	ng/kg	13	6.47	33	3.58	14.7
PCB-10	ng/kg	22.5	14.7	67.8	10.2	40.2
PCB-11	ng/kg	3.36 U	3.36 U	50.6 B	3.4 U	3.38 U
PCB-12/13	ng/kg	1.88 U	1.88 U	8.03	1.9 U	3.88 J
PCB-14	ng/kg	0.791 U	0.79 U	0.768 U	0.8 U	0.795 U
PCB-15	ng/kg	1.58 U	1.58 U	34.5	6.32	10.2
PCB-16	ng/kg	255	152	621 BE	61.1 B	271 B
PCB-17	ng/kg	389 E	277	769 BE	107 B	426 BE
PCB-18/30	ng/kg	898 BE	512 B	2,480 BE	185 B	747 BE
PCB-19	ng/kg	181	127	537 E	76.2	291
PCB-20/28	ng/kg	1,920 E	1,110 E	6,810 BE	508 B	1,410 BE
PCB-21/33	ng/kg	261	152	597 E	52.7	249
PCB-22	ng/kg	349 E	200	1,040 BE	75.7 B	286 B
PCB-23	ng/kg	1.29 J	0.846 J	2.79	0.7 U	1.09 J
PCB-24	ng/kg	0.989 U	0.987 U	0.96 U	1 U	0.994 U
PCB-25	ng/kg	236	78.4	910 E	25.8	136
PCB-26/29	ng/kg	431	219	1,270 E	87.3	300
PCB-27	ng/kg	138	81.3	369 E	31.8	145
PCB-31	ng/kg	1,060 E	497 E	3,770 BE	179 B	738 BE
PCB-32	ng/kg	436 E	328 E	1,080 BE	120 B	412 BE
PCB-34	ng/kg	20.4	9.93	52.8	3.23	12.2
PCB-35	ng/kg	0.89 U	0.888 U	0.864 U	0.9 U	0.895 U
PCB-36	ng/kg	0.791 U	0.79 U	0.768 U	0.8 U	0.795 U
PCB-37	ng/kg	22.9	10.4	84.1	17.2	29.3
PCB-38	ng/kg	2.78	1.7 J	5.21	2.29	2.29
PCB-39	ng/kg	7.27	4.18	16.8	0.932 J	5.92
PCB-40/71	ng/kg	1,270 E	790	2,870 E	280	770
PCB-41	ng/kg	54.5	61.6	82.4	10.9	55.5
PCB-42	ng/kg	955 E	576	2,390 E	549	552
PCB-43	ng/kg	103	74.3	205	36.3	78.2

Table C-18
Bluefish (Fillet) Analytical Results

Location ID: / Date Analyzed:	Units	NB03FBLN404 12/07/15	NB03FBLN405 12/07/15	NB03FBLN406 01/18/16	NB03FBLS339 01/18/16	NB03FBLS349 01/18/16
PCB-44/47/65	ng/kg	3,860 E	2,350 E	10,800 E	2,640 E	2,150 E
PCB-45	ng/kg	245	152	R	R	219
PCB-46	ng/kg	87.5	62.3	217	21	85.6
PCB-48	ng/kg	377	226	940 E	41.7	243
PCB-49/69	ng/kg	3,330 E	1,730 E	9,070 E	1,830 E	1,610 E
PCB-50/53	ng/kg	487	300	1,290 E	88.5	334
PCB-51	ng/kg	261	244	563	54.1	179
PCB-52	ng/kg	4,410 BE	2,450 BE	13,300 BE	3,290 BE	2,470 BE
PCB-54	ng/kg	24.5	23.8	76.4	1.4 U	27.1
PCB-55	ng/kg	1.19 U	1.18 U	39.9	1.2 U	1.19 U
PCB-56	ng/kg	643 E	332	2,040 E	139	476
PCB-57	ng/kg	14.8	8.69	198	7.84	10
PCB-58	ng/kg	21.3	8.4	47.9	17.2	13.9
PCB-60	ng/kg	313	241	735 E	296	240
PCB-61/70/74/76	ng/kg	3,820 E	2,140	11,800 E	2,050	2,430 E
PCB-62/75	ng/kg	308	203	808	257	191
PCB-63	ng/kg	145	92.1	337	153	103
PCB-64	ng/kg	1,320 E	857 E	3,890 E	1,150 E	718 E
PCB-66	ng/kg	2,610 E	1,660 E	7,700 E	2,420 E	1,640 E
PCB-67	ng/kg	76.1	37.4	204	23.3	49.3
PCB-68	ng/kg	67.8	31.5	144	59.3	47.2
PCB-72	ng/kg	92.8	40.9	178	83.2	61.6
PCB-73	ng/kg	39.2	16.6	39	1.4 U	7.36
PCB-77	ng/kg	65.9	34	264	26	68.7
PCB-78	ng/kg	1.58 U	1.58 U	1.54 U	1.6 U	1.59 U
PCB-79	ng/kg	35.4	16.1	49.8	41.2	26.5
PCB-80	ng/kg	1.09 U	1.09 U	1.16 J	1.1 U	1.09 U
PCB-81	ng/kg	1.78 U	3.25 J	R	R	1.79 U
PCB-82	ng/kg	289	193	685 E	448	204
PCB-83	ng/kg	235	119	433	351	142
PCB-84	ng/kg	615 E	352	1,580 E	614 E	422
PCB-85/116/117	ng/kg	853	552	1,920 E	1,670	642
PCB-86/87/97/109/119/125	ng/kg	2,560	1,430	5,510 E	3,750 E	1,770
PCB-88	ng/kg	2.18 U	2.17 U	2.11 U	2.2 U	2.19 U
PCB-89	ng/kg	19.1	17.7	45.9	8.84	16.8
PCB-90/101/113	ng/kg	5,720 BE	2,840 BE	12,600 BE	8,470 BE	4,070 BE
PCB-91	ng/kg	1,000 E	385	1,790 E	1,040 E	544
PCB-92	ng/kg	1,180 E	622 E	2,340 E	1,920 E	808 E
PCB-93/100	ng/kg	293	152	496	214	165
PCB-94	ng/kg	35.6	25.7	75.2	18	25.1
PCB-95	ng/kg	3,350 E	1,640 E	6,000 E	2,590 E	1,740 E
PCB-96	ng/kg	19.1	13.8	47.4	13.7	18.8
PCB-98/102	ng/kg	154	106	349	94.5	107
PCB-99	ng/kg	4,360 E	2,340 E	9,010 E	7,610 E	3,820 E
PCB-103	ng/kg	198	66.5	267	157	90.6

Table C-18
Bluefish (Fillet) Analytical Results

Location ID: / Date Analyzed:	Units	NB03FBLN404 12/07/15	NB03FBLN405 12/07/15	NB03FBLN406 01/18/16	NB03FBLS339 01/18/16	NB03FBLS349 01/18/16
PCB-104	ng/kg	10.9	10.5	21.2	2.57 J	8.11
PCB-105	ng/kg	1,050 E	778 E	2,240 E	2,150 E	1,240 E
PCB-106	ng/kg	1.68 U	1.68 U	1.63 U	1.7 U	1.69 U
PCB-107	ng/kg	464	305	1,010 E	869 E	673 E
PCB-108/124	ng/kg	128	69.3	227	93.2	119
PCB-110/115	ng/kg	4,650 E	2,560 E	10,800 E	7,310 E	2,850 E
PCB-111	ng/kg	17.5	12	37.1	39.6	28.3
PCB-112	ng/kg	1.38 U	1.38 U	1.34 U	1.4 U	1.39 U
PCB-114	ng/kg	67	52	144	140	71.4
PCB-118	ng/kg	4,130 E	2,920 E	9,380 E	9,090 E	5,470 E
PCB-120	ng/kg	84.3	51.3	160	174	119
PCB-121	ng/kg	9.38	1.18 U	15.5	11.9	7.58
PCB-122	ng/kg	26.2	14.2	52	12.4	27.6
PCB-123	ng/kg	82.4	54.7	148	107	68.5
PCB-126	ng/kg	10.5	7.88	72.7	1.6 U	1.59 U
PCB-127	ng/kg	8.34	4.64 J	8.43	8.51	7
PCB-128/166	ng/kg	777	495	1,400 E	1,630 E	905
PCB-129/138/163	ng/kg	8,170 E	4,940 E	15,400 E	16,900 E	8,180 E
PCB-130	ng/kg	459	241	751 E	897 E	421
PCB-131	ng/kg	41.2	23	70.1	70.3	32.4
PCB-132	ng/kg	1,200 E	537	2,000 E	1,850 E	853 E
PCB-133	ng/kg	243	150	415	439	394
PCB-134	ng/kg	264	126	427	474	195
PCB-135/151	ng/kg	2,380 E	1,090	3,570 E	3,270 E	1,870 E
PCB-136	ng/kg	513	185	736 E	569	359
PCB-137	ng/kg	245	157	407	488	218
PCB-139/140	ng/kg	130	71.8	218	216	119
PCB-141	ng/kg	850 E	466	1,060 E	1,010 E	546
PCB-142	ng/kg	1.68 U	1.68 U	1.63 U	1.7 U	1.69 U
PCB-143	ng/kg	3.26 U	3.26 U	3.17 U	3.3 U	3.28 U
PCB-144	ng/kg	220	111	367	282	170
PCB-145	ng/kg	1.58 U	1.58 U	2.13 J	1.6 U	1.59 U
PCB-146	ng/kg	1,960 E	1,150 E	3,330 E	3,770 E	2,220 E
PCB-147/149	ng/kg	5,680 BE	2,200 BE	8,160 BE	7,390 BE	3,490 BE
PCB-148	ng/kg	70.2	36	163	109	145
PCB-150	ng/kg	77.5	16.7	74.7	56	65.5
PCB-152	ng/kg	4.37 J	3.46 J	8.06	3.59 J	4.46 J
PCB-153/168	ng/kg	9,520 BE	5,620 BE	19,600 BE	19,900 BE	11,200 BE
PCB-154	ng/kg	489	210	775 E	586	731 E
PCB-155	ng/kg	101	49.2	126	75.8	96.1
PCB-156/157	ng/kg	504	350	764	1,010	695
PCB-158	ng/kg	448	297	777 E	871 E	423
PCB-159	ng/kg	1.38 U	1.38 U	2.75 J	2.34 J	2.63 J
PCB-160	ng/kg	6.23 U	6.22 U	6.05 U	6.3 U	6.26 U
PCB-161	ng/kg	1.29 U	1.28 U	1.25 U	1.3 U	1.29 U

Table C-18
Bluefish (Fillet) Analytical Results

Location ID: / Date Analyzed:	Units	NB03FBLN404 12/07/15	NB03FBLN405 12/07/15	NB03FBLN406 01/18/16	NB03FBLS339 01/18/16	NB03FBLS349 01/18/16
PCB-162	ng/kg	1.29 U	51.8	93.8	116	90.3
PCB-164	ng/kg	338	158	479	443	200
PCB-165	ng/kg	20	15.9	44.7	44.1	33.7
PCB-167	ng/kg	R	161	365	461	351
PCB-169	ng/kg	1.48 U	1.48 U	1.72 J	1.5 U	2.37 J
PCB-170	ng/kg	1,590 E	872 E	1,500 E	2,040 E	1,160 E
PCB-171/173	ng/kg	510	312	572	736	405
PCB-172	ng/kg	448	229	430	490	356
PCB-174	ng/kg	1,170 E	491	1,280 E	1,210 E	660 E
PCB-175	ng/kg	114	67.4	173	183	148
PCB-176	ng/kg	195	74.2	213	226	130
PCB-177	ng/kg	1,200 E	559	1,350 E	1,890 E	955 E
PCB-178	ng/kg	855 E	504	1,370 E	1,410 E	1,200 E
PCB-179	ng/kg	832 E	331	902 E	926 E	545
PCB-180/193	ng/kg	4,750 E	2,830 E	5,000 E	6,580 E	3,550 E
PCB-181	ng/kg	19	10.3	18.5	20.4	14.1
PCB-182	ng/kg	38.5	21.2	60.6	47.8	63.5
PCB-183/185	ng/kg	1,790 E	1,060	2,140 E	2,420 E	1,790 E
PCB-184	ng/kg	39.9	14.6	53.6	22.5	39.5
PCB-186	ng/kg	1.48 U	1.48 U	1.44 U	1.5 U	1.49 U
PCB-187	ng/kg	5,200 E	3,060 E	7,220 E	8,120 E	6,340 E
PCB-188	ng/kg	165	54.1	215	106	298
PCB-189	ng/kg	61.2	36.6	64.3	83.8	77
PCB-190	ng/kg	367	199	314	415	232
PCB-191	ng/kg	61.5	43.9	68.3	94.5	52.2
PCB-192	ng/kg	1.29 U	1.28 U	1.25 U	1.3 U	1.29 U
PCB-194	ng/kg	1,260 E	606	939 E	1,150 E	1,670 E
PCB-195	ng/kg	400	182	217	337	250
PCB-196	ng/kg	844 J	440 J	856	807	1,380 E
PCB-197/200	ng/kg	329	105	220	188	271
PCB-198/199	ng/kg	3,290 E	1,190	2,880 E	2,440 E	4,610 E
PCB-201	ng/kg	579	230	531	410	770
PCB-202	ng/kg	1,470 E	722	1,820 E	1,580 E	2,630 E
PCB-203	ng/kg	1,570 E	733	1,490 E	1,330 E	2,620 E
PCB-204	ng/kg	19.6	2.07 U	7.54	4.14 J	12.3
PCB-205	ng/kg	69.6	30.1	34.8	53.3	45.2
PCB-206	ng/kg	7,750 E	982 E	2,680 E	1,380 E	6,330 E
PCB-207	ng/kg	954 E	135	305	154	651
PCB-208	ng/kg	4,260 E	517	1,300 E	789	2,410 E
PCB-209	ng/kg	10,800 E	R	814	610	2,090 E
TOTAL PCB CONGENERS (209)	ng/kg	152,000 J	72,000 J	258,000 J	167,000 J	124,000 J
Semivolatiles						
1,2,4,5-TETRACHLOROBENZENE	ug/kg	330 U	320 U	320 UJ	330 U	330 U
1,2-DIPHENYLHYDRAZINE	ug/kg	330 U	320 U	320 UJ	330 U	330 U
1-METHYLNAPHTHALENE	ug/kg	5.3 U	5.3 U	5.3 U	5.2 U	5.2 U

Table C-18
Bluefish (Fillet) Analytical Results

Location ID: / Date Analyzed:	Units	NB03FBLN404 12/07/15	NB03FBLN405 12/07/15	NB03FBLN406 01/18/16	NB03FBLS339 01/18/16	NB03FBLS349 01/18/16
2,3,4,6-TETRACHLOROPHENOL	ug/kg	1,300 U	1,300 U	1,300 UJ	1,300 U	1,300 U
2,4,5-TRICHLOROPHENOL	ug/kg	330 U	320 U	320 UJ	330 U	330 U
2,4,6-TRICHLOROPHENOL	ug/kg	330 U	320 U	320 UJ	330 U	330 U
2,4-DICHLOROPHENOL	ug/kg	330 U	320 U	320 UJ	330 U	330 U
2,4-DIMETHYLPHENOL	ug/kg	330 U	320 U	320 UJ	330 U	330 U
2,4-DINITROPHENOL	ug/kg	6,000 U	5,800 U	5,800 UJ	5,900 U	6,000 UJ
2,4-DINITROTOLUENE	ug/kg	1,300 U	1,300 U	1,300 UJ	1,300 U	1,300 U
2,6-DINITROTOLUENE	ug/kg	330 U	320 U	320 UJ	330 U	330 U
2-CHLORONAPHTHALENE	ug/kg	130 U	130 U	130 UJ	130 UJ	130 UJ
2-CHLOROPHENOL	ug/kg	330 U	320 U	320 UJ	330 U	330 U
2-METHYLNAPHTHALENE	ug/kg	5.3 U	5.3 U	5.3 UJ	5.2 U	5.2 UJ
2-METHYLPHENOL (O-CRESOL)	ug/kg	330 U	320 U	320 UJ	330 U	330 U
2-NITROANILINE	ug/kg	330 U	320 U	320 UJ	330 U	330 U
2-NITROPHENOL	ug/kg	330 U	320 U	320 UJ	330 U	330 U
3,3'-DICHLOROBENZIDINE	ug/kg	2,000 U	1,900 U	1,900 UJ	2,000 UJ	2,000 UJ
3-NITROANILINE	ug/kg	1,300 U	1,300 U	1,300 UJ	1,300 U	1,300 U
4,6-DINITRO-2-METHYLPHENOL	ug/kg	3,300 U	3,200 U	3,200 UJ	3,300 U	3,300 U
4-BROMOPHENYL PHENYL ETHER	ug/kg	330 U	320 U	320 UJ	330 U	330 U
4-CHLORO-3-METHYLPHENOL	ug/kg	330 U	320 U	320 UJ	330 U	330 U
4-CHLOROANILINE	ug/kg	670 U	650 U	650 UJ	650 U	670 U
4-CHLOROPHENYL PHENYL ETHER	ug/kg	330 U	320 U	320 UJ	330 U	330 U
4-METHYLPHENOL (P-CRESOL)	ug/kg	330 U	320 U	320 UJ	330 U	330 U
4-NITROANILINE	ug/kg	1,300 U	1,300 U	1,300 UJ	1,300 U	1,300 U
4-NITROPHENOL	ug/kg	3,300 U	3,200 U	3,200 UJ	3,300 U	3,300 UJ
ACENAPHTHENE	ug/kg	5.3 U	5.3 U	6.6 J	5.2 U	5.2 U
ACENAPHTHYLENE	ug/kg	5.3 U	5.3 U	5.3 U	5.2 U	5.2 U
ACETOPHENONE	ug/kg	330 U	320 U	320 UJ	330 U	330 U
ANTHRACENE	ug/kg	5.3 U	5.3 U	5.3 U	5.2 U	5.2 U
ATRAZINE	ug/kg	670 U	650 U	650 UJ	650 U	670 U
BENZALDEHYDE	ug/kg	1,300 U	1,300 U	1,300 UJ	1,300 UJ	1,300 UJ
BENZIDINE	ug/kg	14,000 U	14,000 U	14,000 UJ	14,000 UJ	14,000 UJ
BENZO(A)ANTHRACENE	ug/kg	5.3 U	5.3 U	5.3 U	5.2 U	5.2 U
BENZO(A)PYRENE	ug/kg	5.3 U	5.3 U	5.3 U	5.2 U	5.2 U
BENZO(B)FLUORANTHENE	ug/kg	5.3 U	5.3 U	5.3 U	5.2 U	5.2 U
BENZO(G,H,I)PERYLENE	ug/kg	5.3 U	5.3 U	5.3 U	5.2 U	5.2 U
Benzo(j)+(k)Fluoranthene	ug/kg	5.3 U	5.3 U	5.3 U	5.2 U	5.2 U
BENZO[E]PYRENE	ug/kg	5.3 U	5.3 U	5.3 U	5.2 U	5.2 U
BENZOIC ACID	ug/kg	3,300 U	3,200 U	3,200 UJ	3,300 UJ	3,300 UJ
BENZYL BUTYL PHTHALATE	ug/kg	1,300 U	1,300 U	1,300 UJ	1,300 U	1,300 U
BIPHENYL (DIPHENYL)	ug/kg	330 U	320 U	320 UJ	330 U	330 U
BIS(2-CHLOROETHOXY) METHANE	ug/kg	330 U	320 U	320 UJ	330 U	330 U
BIS(2-CHLOROETHYL) ETHER (2-CHLOROETHYL ETHER	ug/kg	330 U	320 U	320 UJ	330 U	330 U
BIS(2-CHLOROISOPROPYL) ETHER	ug/kg	330 U	320 U	320 UJ	330 U	330 U
BIS(2-ETHYLHEXYL) PHTHALATE	ug/kg	1,300 U	1,300 U	1,300 UJ	1,300 U	1,300 U
C1-CHRYSENES	ug/kg	5.3 U	5.3 U	5.3 U	5.2 U	5.2 U

Table C-18
Bluefish (Fillet) Analytical Results

Location ID: / Date Analyzed:	Units	NB03FBLN404 12/07/15	NB03FBLN405 12/07/15	NB03FBLN406 01/18/16	NB03FBLS339 01/18/16	NB03FBLS349 01/18/16
C1-FLUORANTHENES/PYRENES	ug/kg	5.3 U	5.3 U	5.3 U	5.2 U	5.2 U
C1-FLUORENES	ug/kg	5.3 U	5.3 U	5.3 U	5.2 U	5.2 U
C1-NAPHTHALENES	ug/kg	5.3 U	5.3 U	5.3 U	5.2 U	5.2 U
C1-PHENANTHRENE/ANTHRACENE	ug/kg	5.3 U	5.3 U	5.3 U	5.2 U	5.2 U
C2-CHRYSENE	ug/kg	5.3 U	5.3 U	5.3 U	5.2 U	5.2 U
C2-FLUORANTHENES/PYRENE	ug/kg	5.3 U	5.3 U	5.3 U	5.2 U	5.2 U
C2-FLUORENES	ug/kg	5.3 U	5.3 U	5.3 U	5.2 U	5.2 U
C2-NAPHTHALENES	ug/kg	5.3 U	5.3 U	5.3 U	5.2 U	5.2 U
C2-PHENANTHRENE/ANTHRACENE	ug/kg	5.3 U	5.3 U	5.3 U	5.2 U	5.2 U
C3-CHRYSENE	ug/kg	5.3 U	5.3 U	5.3 U	5.2 U	5.2 U
C3-FLUORANTHENES/PYRENE	ug/kg	5.3 U	5.3 U	5.3 U	5.2 U	5.2 U
C3-FLUORENES	ug/kg	5.3 U	5.3 U	5.3 U	5.2 U	5.2 U
C3-NAPHTHALENES	ug/kg	5.3 U	5.3 U	5.3 U	5.2 U	5.2 U
C3-PHENANTHRENE/ANTHRACENE	ug/kg	5.3 U	5.3 U	5.3 U	5.2 U	5.2 U
C4-CHRYSENE	ug/kg	5.3 U	5.3 U	5.3 U	5.2 U	5.2 U
C4-NAPHTHALENES	ug/kg	5.3 U	5.3 U	5.3 U	5.2 U	5.2 U
C4-PHENANTHRENE/ANTHRACENE	ug/kg	5.3 U	5.3 U	5.3 U	5.2 U	5.2 U
CAPROLACTAM	ug/kg	670 U	650 U	650 UJ	650 U	670 U
CARBAZOLE	ug/kg	330 U	320 U	320 UJ	330 U	330 U
CHRYSENE	ug/kg	5.3 U	5.3 U	5.3 U	5.2 U	5.2 U
DIBENZ(A,H)ANTHRACENE	ug/kg	5.3 U	5.3 U	5.3 U	5.2 U	5.2 U
DIBENZOFURAN	ug/kg	330 U	320 U	320 UJ	330 U	330 U
DIETHYL PHTHALATE	ug/kg	1,300 U	1,300 U	1,300 UJ	1,300 U	1,300 U
DIMETHYL PHTHALATE	ug/kg	1,300 U	1,300 U	1,300 UJ	1,300 U	1,300 U
DI-N-BUTYL PHTHALATE	ug/kg	1,300 U	1,300 U	1,300 UJ	1,300 U	1,300 U
DI-N-OCTYLPHTHALATE	ug/kg	1,300 U	1,300 U	1,300 UJ	1,300 U	1,300 U
FLUORANTHENE	ug/kg	5.3 U	5.3 U	5.3 U	5.2 U	5.2 U
FLUORENE	ug/kg	5.3 U	5.3 U	5.3 U	5.2 U	5.2 U
HEXACHLOROBUTADIENE	ug/kg	330 U	320 U	320 UJ	330 U	330 U
HEXACHLOROCYCLOPENTADIENE	ug/kg	3,300 U	3,200 U	3,200 UJ	3,300 U	3,300 U
HEXACHLOROETHANE	ug/kg	670 U	650 U	650 UJ	650 U	670 U
INDENO(1,2,3-C,D)PYRENE	ug/kg	5.3 U	5.3 U	5.3 U	5.2 U	5.2 U
ISOPHORONE	ug/kg	330 U	320 U	320 UJ	330 U	330 U
NAPHTHALENE	ug/kg	5.3 U	5.3 U	12 J	5.2 U	5.2 U
NITROBENZENE	ug/kg	330 U	320 U	320 UJ	330 U	330 U
N-NITROSODI-N-PROPYLAMINE	ug/kg	330 U	320 U	320 UJ	330 U	330 U
N-NITROSODIPHENYLAMINE	ug/kg	330 U	320 U	320 UJ	330 U	330 U
PENTACHLOROPHENOL	ug/kg	670 U	650 U	650 UJ	650 U	670 U
PERYLENE	ug/kg	5.3 U	5.3 U	5.3 U	5.2 U	5.2 U
PHENANTHRENE	ug/kg	5.3 U	5.3 U	5.3 U	5.2 U	5.2 U
PHENOL	ug/kg	330 U	320 U	320 UJ	330 U	330 U
PYRENE	ug/kg	5.3 U	5.3 U	5.3 U	5.2 U	5.2 U
PYRIDINE	ug/kg	1,300 U	1,300 U	1,300 UJ	1,300 UJ	1,300 UJ
TOTAL HMW PAHs	ug/kg	5.3 U	5.3 U	5.3 U	5.2 U	5.2 U
TOTAL LMW PAHs	ug/kg	5.3 U	5.3 U	18.6 J	5.2 U	5.2 U

Table C-18
Bluefish (Fillet) Analytical Results

Location ID: / Date Analyzed:	Units	NB03FBLN404 12/07/15	NB03FBLN405 12/07/15	NB03FBLN406 01/18/16	NB03FBLS339 01/18/16	NB03FBLS349 01/18/16
TOTAL PAHs	ug/kg	5.3 U	5.3 U	18.6 J	5.2 U	5.2 U
Physical Parameters						
MOISTURE (WATER) CONTENT	%	370	361	288	355	317
PERCENT MOISTURE	%	78.7	78.3	74.2	78	76

Table C-18
Bluefish (Fillet) Analytical Results

Notes:

1. Totals were calculated using detected values only. If all analytes that make up a given total are non-detect, the total will be reported as the highest detection limit of the individual analytes and will be qualified with a "U" flag to indicate it is a non-detect.
2. Total PCB Congeners (209) = sum of 209 individual congener PCBs
3. Total Aroclor PCBs (Sum of 7 Aroclors) = sum of Aroclor-1016, Aroclor-1221, Aroclor-1232, Aroclor-1242, Aroclor-1248, Aroclor-1254, and Aroclor-1260
4. Total Aroclor PCBs (Sum of 9 Aroclors) = sum of Aroclor-1016, Aroclor-1221, Aroclor-1232, Aroclor-1242, Aroclor-1248, Aroclor-1254, Aroclor-1260, Aroclor-1262, and Aroclor-1268
5. Total Alpha + Gamma Chlordane = sum of alpha-Chlordane and gamma-Chlordane
6. Total DDT (2,4) = sum of 2,4'-DDD, 2,4'-DDE, and 2,4'-DDT
7. Total DDT (4,4) = sum of 4,4'-DDD, 4,4'-DDE, and 4,4'-DDT
8. Total DDT (2,4 & 4,4) = sum of 2,4'-DDD, 2,4'-DDE, 2,4'-DDT, 4,4'-DDD, 4,4'-DDE, and 4,4'-DDT
9. Total HMW PAHs = sum of fluoranthene, pyrene, benzo(a)anthracene, chrysene, benzo(b)fluoranthene, benzo(k)fluoranthene, benzo(a)pyrene, indeno(1,2,3-cd)pyrene, dibenzo(a,h)anthracene, and benzo(g,h,i)perylene.
10. Total LMW PAHs = sum of naphthalene, 2-methylnaphthalene, acenaphthylene, acenaphthene, fluorene, phenanthrene, and anthracene.
11. Total PAHs = sum of Total LMW PAHs and Total HMW PAHs.

DDD = dichlorodiphenyldichloroethane
DDE = dichlorodiphenyldichloroethylene
DDT = dichlorodiphenyltrichloroethane
HMW = high molecular weight
LMW = low molecular weight
PAH = polycyclic aromatic hydrocarbon
PCB = polychlorinated biphenyl

% = percent
mg/kg = milligrams per kilogram
ng/g = nanograms per gram
ng/kg = nanograms per kilogram
pg/g = picograms per gram
ug/kg = micrograms per kilogram

Table C-19
Striped Bass (Fillet) Analytical Results

Location ID: / Date Analyzed:	Units	NB03FSBS320 12/07/15	NB03FSBS321 12/15/15	NB03FSBS322 12/15/15	NB03FSBS323 12/15/15	NB03FSBS324 01/18/16	NB03FSBS325 01/18/16
Dioxins/Furans							
1,2,3,4,6,7,8-HEPTACHLORODIBENZOFURAN	ng/kg	2.67 JB	0.632 JBQ	1.18 JB	0.571 JBQ	1.6 JB [1.33 JBQ]	0.9 JBQ
1,2,3,4,6,7,8-HEPTACHLORODIBENZO-P-DIOXIN	ng/kg	0.155 JBQ	0.0601 JBQ	0.0745 JBQ	0.0472 JBQ	0.159 JBQ [0.165 JB]	4.54 JB
1,2,3,4,7,8,9-HEPTACHLORODIBENZOFURAN	ng/kg	0.128 JBQ	0.101 JBQ	0.0844 JBQ	0.0686 U	0.146 U [0.158 JBQ]	0.124 U
1,2,3,4,7,8-HEXACHLORODIBENZOFURAN	ng/kg	0.278 JB	0.113 JB	0.148 JBQ	0.0294 U	0.0464 JB [0.0823 JB]	0.104 JBQ
1,2,3,4,7,8-HEXACHLORODIBENZO-P-DIOXIN	ng/kg	0.448 JB	0.217 JBQ	0.285 JBQ	0.146 JBQ	0.0677 JBQ [0.169 JBQ]	0.179 JBQ
1,2,3,6,7,8-HEXACHLORODIBENZOFURAN	ng/kg	1 JB	0.382 JB	0.392 JB	0.0711 JBQ	0.759 JB [0.259 JBQ]	0.387 JBQ
1,2,3,6,7,8-HEXACHLORODIBENZO-P-DIOXIN	ng/kg	0.326 JBQ	0.105 JQ	0.065 JQ	0.0633 JQ	0.263 JQ [0.112 JQ]	0.15 JQ
1,2,3,7,8,9-HEXACHLORODIBENZOFURAN	ng/kg	0.238 JB	0.0647 JBQ	0.0733 JBQ	0.0375 JB	0.0589 JB [0.0869 JBQ]	0.0945 JBQ
1,2,3,7,8,9-HEXACHLORODIBENZO-P-DIOXIN	ng/kg	0.16 JB	0.047 J	0.0405 U	0.0486 JQ	0.0845 JB [0.0636 JBQ]	0.0626 U
1,2,3,7,8-PENTACHLORODIBENZOFURAN	ng/kg	3.78 JB	1.6 JB	1.99 JB	1.16 JB	2.57 JB [2.24 JB]	1.59 JB
1,2,3,7,8-PENTACHLORODIBENZO-P-DIOXIN	ng/kg	0.114 U	0.0764 U	0.978 JQ	0.174 J	0.157 U [0.427 JBQ]	0.281 JBQ
2,3,4,6,7,8-HEXACHLORODIBENZOFURAN	ng/kg	0.102 JBQ	0.0562 JBQ	0.0365 U	0.027 U	0.0418 JBQ [0.0554 U]	0.155 JBQ
2,3,4,7,8-PENTACHLORODIBENZOFURAN	ng/kg	1.41 JB	0.508 JBQ	0.565 JB	0.355 JBQ	2.06 JB [1.73 JBQ]	1.54 JB
2,3,7,8-TETRACHLORODIBENZOFURAN	ng/kg	2.7 C	0.589 JCQ	0.891 JC	0.862 JQ	1.62 C [1.49 C]	1.68 C
2,3,7,8-TETRACHLORODIBENZO-P-DIOXIN	ng/kg	2.21	0.269 JQ	0.608 J	0.252 JQ	1.97 [1.97]	0.379 J
OCTACHLORODIBENZOFURAN	ng/kg	0.225 JB	0.0737 JBQ	0.0499 JBQ	0.114 JB	0.145 JBQ [0.0571 U]	0.487 JB
OCTACHLORODIBENZO-P-DIOXIN	ng/kg	0.35 JB	0.17 JBQ	0.179 JBQ	0.148 JBQ	0.205 JBQ [0.176 JBQ]	53.4 B
PERCENT LIPIDS	%	3.9	3.2	1.3	0.87	5.6 [5]	4
Metals							
ALUMINUM	mg/kg	5.44 U	5.49 U	5.44 U	5.38 U	5.54 U [5.44 U]	5.49 U
ANTIMONY	mg/kg	0.0635 U	0.0647 U	0.0641 U	0.0635 U	0.0653 U [0.0641 U]	0.0755 B
ARSENIC	mg/kg	1.41 J	1.14	1.1	1.05	1.21 [1.11]	1.3
BARIUM	mg/kg	0.177 U	0.18 U	0.179 U	0.177 U	0.182 U [0.179 U]	0.18 U
BERYLLIUM	mg/kg	0.0137 U	0.0139 U	0.0138 U	0.0137 U	0.0141 U [0.0138 U]	0.0139 U
CADMIUM	mg/kg	0.0442 U	0.0451 U	0.0447 U	0.0442 U	0.0455 U [0.0447 U]	0.0451 U
CALCIUM	mg/kg	102	107	115	65.9	195 J [86.4 J]	65.5
CHROMIUM	mg/kg	0.0962 U	0.098 U	0.125 B	0.0962 U	0.099 U [0.0971 U]	0.098 U
COBALT	mg/kg	0.0192 U	0.0196 U	0.0194 U	0.0192 U	0.0198 U [0.0194 U]	0.0196 U
COPPER	mg/kg	0.782 J	0.489	0.564	0.435	0.459 [0.492]	0.707
IRON	mg/kg	9.82 B	6.31 B	6.1 B	6.12 B	6.9 B [5.91 B]	8.05 B
LEAD	mg/kg	0.025 U	0.0255 U	0.0252 U	0.025 U	0.0257 U [0.0252 U]	0.0255 U
MAGNESIUM	mg/kg	242 J	284	259	245	251 [253]	250
MANGANESE	mg/kg	0.162 U	0.165 U	0.163 U	0.162 U	0.166 U [0.163 U]	0.165 U
MERCURY	ng/g	257	213	289	283	203 [209]	287
METHYL MERCURY	ng/g	R	282	329	320	224 [218]	R
NICKEL	mg/kg	0.181 U	0.184 U	0.183 U	0.181 U	0.186 U [0.183 U]	0.184 U
POTASSIUM	mg/kg	4,460 J	4,420	4,190	4,030	3,990 [4,050]	4,090
SELENIUM	mg/kg	0.444	0.393	0.339 B	0.426	0.309 B [0.312 B]	0.357 B
SILVER	mg/kg	0.0192 U	0.0196 U	0.0194 U	0.0192 U	0.0198 U [0.0194 U]	0.0196 U
SODIUM	mg/kg	593 J	539	575	503	433 [436]	491
THALLIUM	mg/kg	0.0288 U	0.0294 U	0.0291 U	0.0288 U	0.0297 U [0.0291 U]	0.0294 U
TITANIUM	mg/kg	0.163 U	0.167 U	0.165 U	0.163 U	0.366 U [0.359 U]	0.363 U
VANADIUM	mg/kg	0.0288 U	0.0294 U	0.0291 U	0.0288 U	0.0297 U [0.0291 U]	0.0294 U
ZINC	mg/kg	6.05 J	8.6	6.69	6.5	6.67 [5.79]	7.22 J

Table C-19
Striped Bass (Fillet) Analytical Results

Location ID: / Date Analyzed:	Units	NB03FSBS320 12/07/15	NB03FSBS321 12/15/15	NB03FSBS322 12/15/15	NB03FSBS323 12/15/15	NB03FSBS324 01/18/16	NB03FSBS325 01/18/16
Butyltins							
DIBUTYLTIN	ug/kg	1.3 U	1.2 U	1.2 U	1.3 U	1.3 UJ [1.2 UJ]	1.3 UJ
MONOBUTYLTIN	ug/kg	21 UCN	19 UCN	19 UCN	20 UCN	20 UJCN [20 UJCN]	20 UJCN
TETRA-N-BUTYLTIN	ug/kg	1.7 U	1.6 U	1.6 U	1.7 U	1.6 UJ [1.6 UJ]	1.7 UJ
TRIBUTYLTIN	ug/kg	1.5 U	1.4 U	1.4 U	1.5 U	1.4 UJ [1.4 UJ]	1.5 UJ
Aroclor PCBs							
AROCLOR 1016	ug/kg	7 U	7 U	7.2 U	7.1 U	7.2 U [7.2 U]	7.1 U
AROCLOR 1221	ug/kg	8.9 U	8.9 U	9.1 U	9 U	9.2 U [9.1 U]	9.1 U
AROCLOR 1232	ug/kg	15 U	15 U	16 U	16 U	16 U [16 U]	16 U
AROCLOR 1242	ug/kg	6.4 U	6.4 U	6.6 U	6.5 U	6.6 U [6.6 U]	6.5 U
AROCLOR 1248	ug/kg	110	44 PJ	66	26 J	6.6 U [6.6 U]	6.5 U
AROCLOR 1254	ug/kg	180 PJN	140	200	85	110 J [120 J]	81 PJ
AROCLOR 1260	ug/kg	130	NA	NA	NA	NA	NA
AROCLOR 1262	ug/kg	6.4 U	6.4 U	6.6 U	6.5 U	6.6 U [6.6 U]	6.5 U
AROCLOR 1268	ug/kg	6.4 U	6.4 U	6.6 U	6.5 U	6.6 U [6.6 U]	6.5 U
TOTAL AROCLOR PCBs (SUM OF 7 AROCLORS)	ug/kg	420 J	184 J	266	111 J	110 J [120 J]	81 J
TOTAL AROCLOR PCBs (SUM OF 9 AROCLORS)	ug/kg	420 J	184 J	266	111 J	110 J [120 J]	81 J
Pesticides							
2,4'-DDD	pg/g	5,230	1,800 B	2,070 B	957 B	1,700 [2,050]	1,580
2,4'-DDE	pg/g	2,730 J	664 B	693 B	580 B	930 [1,110]	693
2,4'-DDT	pg/g	504	216	145	130	192 [236]	231
4,4'-DDD	pg/g	21,300 J	6,280 B	6,490 B	3,780 B	7,550 [8,460]	6,030 J
4,4'-DDE	pg/g	75,800 BDJ	19,600 B	14,300 B	16,500 B	21,000 B [23,500 B]	20,700 JB
4,4'-DDT	pg/g	2,510 J	1,240 B	828 B	757 B	1,060 [1,240]	1,380 J
ALDRIN	pg/g	10.7 J	5.84 J	9.16 U	2.32 J	9.16 U [9.16 U]	9.16 U
ALPHA BHC	pg/g	103	65.7	18.7 J	23.6 J	55.9 [58.9]	45.7
ALPHA ENDOSULFAN	pg/g	57.4 U	57.4 U	57.4 U	57.4 U	57.4 U [57.4 U]	57.4 U
BETA BHC	pg/g	43.8	40.8	11.1 J	14.3 J	33.2 J [33.1 J]	24.7 J
BETA ENDOSULFAN	pg/g	58.3 U	58.3 U	58.3 U	58.3 U	58.3 U [58.3 U]	58.3 U
CIS-CHLORDANE	pg/g	9,300 J	2,520	1,360	1,390	3,290 [3,410]	2,380 J
CIS-NONACHLOR	pg/g	5,090 J	1,970	1,050	1,180	2,260 [2,490]	2,010 J
DELTA BHC	pg/g	5.08 U	3.09 J	5.08 U	5.08 U	5.08 U [3.67 J]	3.87 J
DIELDRIN	pg/g	4,940 J	1,830	672	598	1,280 [1,420]	1,450
ENDOSULFAN SULFATE	pg/g	63.3 U	63.3 U	63.3 U	63.3 U	63.3 U [63.3 U]	63.3 U
ENDRIN	pg/g	40.9	22.1 J	13.9 U	13.9 U	18.2 J [15.7 J]	16.6 J
ENDRIN ALDEHYDE	pg/g	131 U	131 U	131 U	131 U	131 U [131 U]	131 U
ENDRIN KETONE	pg/g	76 U	76 U	76 U	76 U	76 U [44.6 J]	76 U
GAMMA BHC (LINDANE)	pg/g	29.3 J	34.7 J	14.8 J	16.1 J	40 [43.4]	33 J
HEPTACHLOR	pg/g	32.5 UJ	5.64 J	32.5 U	32.5 U	32.5 U [4.87 J]	32.5 U
HEPTACHLOR EPOXIDE	pg/g	990	335	186	139	257 [272]	263
HEXACHLOROBENZENE	pg/g	841 B	665 B	224 B	202 B	482 B [514 B]	643 B
METHOXYCHLOR	pg/g	38.9 UJ	38.9 UJ	38.9 UJ	38.9 UJ	R [38.9 U]	38.9 U
MIREX	pg/g	510	147	85.6	79.6	154 J [146]	133
OXYCHLORDANE	pg/g	949	428	172	206	443 [486]	513
TRANS-CHLORDANE	pg/g	1,530 J	394	244	186	417 [432]	315

Table C-19
Striped Bass (Fillet) Analytical Results

Location ID: / Date Analyzed:	Units	NB03FSBS320 12/07/15	NB03FSBS321 12/15/15	NB03FSBS322 12/15/15	NB03FSBS323 12/15/15	NB03FSBS324 01/18/16	NB03FSBS325 01/18/16
TRANS-HEPTACHLOR EPOXIDE	pg/g	17 U	17 U	17 U	17 U	17 U [17 U]	17 U
TRANS-NONACHLOR	pg/g	12,900 J	4,650	2,690	2,910	5,600 [6,100]	5,200 J
TOTAL ALPHA + GAMMA CHLORDANE	pg/g	10,800 J	2,910	1,600	1,580	3,710 [3,840]	2,700 J
TOTAL DDT (2,4)	pg/g	8,460 J	2,680	2,910	1,670	2,820 [3,400]	2,500
TOTAL DDT (4,4)	pg/g	99,600 J	27,100	21,600	21,000	29,600 [33,200]	28,100 J
TOTAL DDT (2,4 & 4,4)	pg/g	108,000 J	29,800	24,500	22,700	32,400 [36,600]	30,600 J
PCB Congeners							
PCB-1	ng/kg	11.7	17.8 B	21.2 B	17.2 B	32.8 [R]	26.7
PCB-2	ng/kg	2.42	1.69 J	1.13 J	1.31 J	3.41 U [3.2 J]	3.39 U
PCB-3	ng/kg	1.06 U	1.06 U	1.07 U	1.09 U	R [3.76 J]	R
PCB-4	ng/kg	291 EJ	186	213	140	240 [272 B]	232 J
PCB-5	ng/kg	3.27 J	0.771 U	0.777 U	0.796 U	3.89 U [1.85 J]	3.87 U
PCB-6	ng/kg	147	25.4	21.8	14	27.8 B [37.4]	26.1 B
PCB-7	ng/kg	15.2	13.8	4.15	2.37	5.81 J [108 J]	10.9
PCB-8	ng/kg	346 BEJ	77.1 B	72.8 B	46.3 B	81.9 B [108 B]	90 BJ
PCB-9	ng/kg	26.4	5.98	5.31	3.42	6.2 J [9.59]	3.39 U
PCB-10	ng/kg	37	33.4	32.7	20.2	36.7 [41.2]	30
PCB-11	ng/kg	57.6 B	54.8	29.9	49	97.1 B [128 B]	72.3 BJ
PCB-12/13	ng/kg	6.92	3.84 J	3.18 J	3.98 J	9.25 U [13.4]	9.2 U
PCB-14	ng/kg	0.769 U	1.81 J	0.777 U	0.796 U	3.89 U [1.54 U]	3.87 U
PCB-15	ng/kg	1.54 U	1.54 U	1.55 U	1.59 U	28.5 [38]	23.3 J
PCB-16	ng/kg	729 EJ	140	147	63.1	151 [146 B]	131 J
PCB-17	ng/kg	1,620 EJ	236	265	133	423 B [409 B]	318 BJ
PCB-18/30	ng/kg	2,360 BEJ	401	414	191	551 B [523]	433 BJ
PCB-19	ng/kg	530 EJ	93.1	110	55.9	108 [125]	119
PCB-20/28	ng/kg	4,730 EJ	1,090 BE	1,070 BE	620 BE	1,890 B [2,500 E]	1,350 BJ
PCB-21/33	ng/kg	665 E	159	137	82.1	257 [342]	177 J
PCB-22	ng/kg	909 EJ	186 B	184 B	97.1 B	322 B [448 B]	205 BJ
PCB-23	ng/kg	4.06	0.735 J	0.854 J	0.697 U	3.41 U [1.6 J]	3.39 U
PCB-24	ng/kg	0.962 U	0.963 U	0.971 U	0.995 U	5.9 J [6.23]	4.84 U
PCB-25	ng/kg	593 EJ	105	118	65.9	202 [271]	148 J
PCB-26/29	ng/kg	1,080 EJ	202	235	131	361 [479]	262 J
PCB-27	ng/kg	488 E	77.2	87	43.7	120 [117]	92.8 J
PCB-31	ng/kg	2,730 EJ	609 BE	550 BE	303 BE	872 B [1,110 BE]	731 BJ
PCB-32	ng/kg	1,430 EJ	192 B	219 B	106 B	341 B [343]	264 BJ
PCB-34	ng/kg	46.6	9.06	11.3	7.52	19.1 [25.9]	12.7
PCB-35	ng/kg	0.865 U	0.867 U	0.874 U	0.896 U	4.38 U [1.74 U]	4.36 U
PCB-36	ng/kg	0.769 U	0.771 U	0.777 U	0.796 U	3.89 U [1.54 U]	67.1 J
PCB-37	ng/kg	103	40.8	31	22.5	59.1 [63.2]	54.6
PCB-38	ng/kg	0.673 U	0.929 J	0.68 U	0.697 U	4.3 J [4.31]	3.39 U
PCB-39	ng/kg	25.4	5.36	7.19	4.24	15 [20]	8.3 J
PCB-40/71	ng/kg	3,990 EJ	773	1,150	666	2,060 [2,050]	1,020 J
PCB-41	ng/kg	208	35.5	55.7	29.3	90.2 [108]	42.6 J
PCB-42	ng/kg	2,850 EJ	642 E	832 E	541	1,650 [1,670 E]	879 J
PCB-43	ng/kg	376	69.3	112	62.3	174 [164]	102 J

Table C-19
Striped Bass (Fillet) Analytical Results

Location ID: / Date Analyzed:	Units	NB03FSBS320 12/07/15	NB03FSBS321 12/15/15	NB03FSBS322 12/15/15	NB03FSBS323 12/15/15	NB03FSBS324 01/18/16	NB03FSBS325 01/18/16
PCB-44/47/65	ng/kg	11,300 EJ	2,420 E	3,450 E	2,110 E	5,940 B [5,880 E]	3,310 BJ
PCB-45	ng/kg	707 EJ	109	136	58.6	235 [218]	108 J
PCB-46	ng/kg	235 J	43.3	45.5	23.5	76.4 [78.7]	40.4 J
PCB-48	ng/kg	1,290 EJ	227	321	186	637 [638]	328 J
PCB-49/69	ng/kg	9,760 EJ	2,170 E	3,110 E	1,980 E	5,200 [5,140 E]	3,240 J
PCB-50/53	ng/kg	1,250 E	207	275	146	504 [501]	239
PCB-51	ng/kg	719 EJ	100	167	97.6	411 [437]	144
PCB-52	ng/kg	12,000 BEJ	2,840 E	3,560 E	2,110 E	6,370 BE [6,110 BE]	4,070 BEJ
PCB-54	ng/kg	35.9	4.77 J	6.32	2.92 J	6.82 U [8.56 J]	6.78 U
PCB-55	ng/kg	41.7	1.16 U	1.17 U	1.19 U	34.6 [2.32 U]	5.81 U
PCB-56	ng/kg	1,950 EJ	554	601 E	385	1,010 [1,250 E]	677 J
PCB-57	ng/kg	75.3	20.3	25.5	19.6	50 [44.4]	157 J
PCB-58	ng/kg	83.1	25.3	27.6	22.7	54.6 [66.4]	42.6
PCB-60	ng/kg	993 EJ	354	415	264	621 [720]	485 J
PCB-61/70/74/76	ng/kg	11,900 EJ	3,960 E	4,210 E	2,830 E	6,780 [8,150 E]	5,260 J
PCB-62/75	ng/kg	913	199	274	158	439 [418]	264
PCB-63	ng/kg	618 EJ	185	233	169	338 [403]	282 J
PCB-64	ng/kg	3,540 EJ	817 BE	1,030 BE	600 BE	1,800 B [1,810 E]	1,050 BJ
PCB-66	ng/kg	9,660 EJ	2,870 BE	3,240 BE	2,470 BE	5,160 BE [6,330 BE]	3,870 BEJ
PCB-67	ng/kg	230	69.6	81.6	56.2	124 [148]	109
PCB-68	ng/kg	312 J	107	120	96.1	187 [209]	180 J
PCB-72	ng/kg	1.25 U	116	141	104	221 [253]	212 J
PCB-73	ng/kg	54.3 J	1.35 U	1.36 U	1.39 U	31.4 [31.3]	11.1 J
PCB-77	ng/kg	313	167	132	95.3	215 [260]	254 J
PCB-78	ng/kg	1.54 U	1.54 U	1.55 U	1.59 U	7.79 U [3.09 U]	7.74 U
PCB-79	ng/kg	156 J	62.4	61.6	51.2	110 [107]	62.7 J
PCB-80	ng/kg	10.1	4.22 J	2.22 J	2.61 J	6.77 J [8.29 J]	7.09 J
PCB-81	ng/kg	15	1.73 U	1.75 U	1.79 U	11.1 J [R]	8.71 U
PCB-82	ng/kg	1,100 EJ	427	470	322	735 [750]	535 J
PCB-83	ng/kg	845 EJ	315	296	165	483 [420]	405 J
PCB-84	ng/kg	1,680 EJ	635 E	643 E	364	1,060 [1,070]	585 J
PCB-85/116/117	ng/kg	4,710 EJ	1,630	1,840 E	1,430	2,570 [2,700]	2,220 J
PCB-86/87/97/109/119/125	ng/kg	11,800 EJ	4,260 E	4,520 E	3,380	7,080 [7,220 E]	6,010 J
PCB-88	ng/kg	2.12 U	2.12 U	2.14 U	2.19 U	10.7 U [4.58 J]	10.6 U
PCB-89	ng/kg	59.4	20.1	26.2	13.2	39.8 [40.2]	23.8 J
PCB-90/101/113	ng/kg	27,000 BEJ	9,370 BE	9,600 BE	7,290 BE	15,400 BE [15,700 BE]	14,500 BEJ
PCB-91	ng/kg	3,180 EJ	970 E	1,210 E	807 E	1,930 [1,950 E]	1,340 J
PCB-92	ng/kg	5,620 EJ	1,860 E	1,990 E	1,440 E	3,070 BE [3,090 BE]	2,840 BJ
PCB-93/100	ng/kg	1,000 J	183	266	175	446 [428]	288 J
PCB-94	ng/kg	57.4	23	24.9	13.4	39.3 [38.9]	28.3
PCB-95	ng/kg	8,260 EJ	2,940 E	2,740 E	1,760 E	4,480 E [4,460 E]	3,810 EJ
PCB-96	ng/kg	51.4	13.4	18.8	10.8	35.8 [38.4]	19.4 U
PCB-98/102	ng/kg	487	136	200	145	318 [337]	249 J
PCB-99	ng/kg	28,000 EJ	8,390 E	8,820 E	7,130 E	13,600 BE [13,800 E]	12,900 BEJ
PCB-103	ng/kg	576 J	171	206	150	377 [357]	318 J

Table C-19
Striped Bass (Fillet) Analytical Results

Location ID: / Date Analyzed:	Units	NB03FSBS320 12/07/15	NB03FSBS321 12/15/15	NB03FSBS322 12/15/15	NB03FSBS323 12/15/15	NB03FSBS324 01/18/16	NB03FSBS325 01/18/16
PCB-104	ng/kg	14.6	1.35 U	4.61 J	2.93 J	12.7 J [13.7]	6.78 U
PCB-105	ng/kg	4,470 EJ	2,390 E	2,420 E	1,940 E	3,100 BE [R]	3,250 BEJ
PCB-106	ng/kg	1.63 U	1.64 U	1.65 U	1.69 U	8.28 U [3.28 U]	8.23 U
PCB-107	ng/kg	3,290 EJ	1,360 E	1,340 E	1,150 E	1,980 [2,520 E]	2,100 J
PCB-108/124	ng/kg	536 J	224	250	176	306 [419]	319 J
PCB-110/115	ng/kg	16,600 EJ	R	R	R	9,630 BE [R]	7,870 BEJ
PCB-111	ng/kg	175 J	51	49	46	84.3 [88.2]	85.3
PCB-112	ng/kg	1.35 U	1.35 U	1.36 U	1.39 U	25.6 [18.2]	6.78 U
PCB-114	ng/kg	298	123	147	118	188 [256]	168 J
PCB-118	ng/kg	25,200 EJ	11,600 BE	11,500 BE	9,860 BE	14,800 BE [21,300 BE]	14,800 BEJ
PCB-120	ng/kg	751 EJ	233	219	203	377 [376]	387 J
PCB-121	ng/kg	61.9	15.5	16.3	14.5	29.2 [30.2]	25.1
PCB-122	ng/kg	74.5	29.2	34.2	24.2	40 [55.1]	39
PCB-123	ng/kg	384 J	97.7	160	111	174 [231]	8.23 U
PCB-126	ng/kg	48.6	28.2	28.3	18.6	7.79 U [3.09 U]	170
PCB-127	ng/kg	46.2	21.4	19.8	16.9	23.1 J [R]	R
PCB-128/166	ng/kg	4,530 EJ	1,900 E	1,890 E	1,620 E	2,700 [2,710 E]	2,460 J
PCB-129/138/163	ng/kg	55,500 EJ	19,200 E	18,500 E	15,200 E	26,500 BE [27,500 BE]	26,700 BEJ
PCB-130	ng/kg	2,830 EJ	1,020 E	987 E	800 E	1,430 [1,490 E]	1,500 J
PCB-131	ng/kg	174	75.9	75.1	58	116 [117]	104 J
PCB-132	ng/kg	4,220 EJ	R	R	R	2,660 B [2,830 E]	2,190 BJ
PCB-133	ng/kg	1,560 EJ	615 E	568	455	855 [896]	864 J
PCB-134	ng/kg	929 EJ	R	R	R	564 [601]	500 J
PCB-135/151	ng/kg	10,400 EJ	4,870 E	4,570 E	3,420 E	6,210 E [7,240 E]	6,190 EJ
PCB-136	ng/kg	1,470 EJ	738 E	698 E	496	1,010 [1,220 E]	744 J
PCB-137	ng/kg	1,200 EJ	433	465	351	620 [661]	637 J
PCB-139/140	ng/kg	832 J	275	274	222	383 [410]	387 J
PCB-141	ng/kg	3,090 EJ	1,000 BE	1,200 BE	852 BE	1,530 B [1,550 BE]	1,460 BJ
PCB-142	ng/kg	1.63 U	R	R	R	8.28 U [3.28 U]	8.23 U
PCB-143	ng/kg	3.17 U	R	R	R	16.1 U [6.37 U]	16 U
PCB-144	ng/kg	1,010 EJ	468	444	339	602 [701]	618 J
PCB-145	ng/kg	3.26 J	1.54 U	1.95 J	1.59 U	7.79 U [3.25 J]	7.74 U
PCB-146	ng/kg	15,200 EJ	R	R	R	7,150 BE [7,360 BE]	7,670 BEJ
PCB-147/149	ng/kg	20,900 BEJ	8,410 BE	7,760 BE	5,820 BE	12,200 BE [11,600 BE]	11,100 BEJ
PCB-148	ng/kg	514 J	187	158	150	277 [327]	286 J
PCB-150	ng/kg	236	81.2	79.8	71.2	133 [159]	135
PCB-152	ng/kg	13.6	4.68 J	6.48	5.64	8.76 J [9.16 J]	7.05 J
PCB-153/168	ng/kg	78,100 BEJ	23,800 BE	22,200 BE	18,400 BE	33,900 BE [35,900 BE]	36,000 BEJ
PCB-154	ng/kg	3,060 EJ	975 E	936 E	783 E	1,460 [1,760 E]	1,540 J
PCB-155	ng/kg	385 J	103	108	96.6	190 [209]	138 J
PCB-156/157	ng/kg	2,700 EJ	1,240 E	1,260 E	1,000	1,510 [2,020]	1,600 J
PCB-158	ng/kg	2,460 EJ	876 E	909 E	758 E	1,210 [1,210 E]	1,210 J
PCB-159	ng/kg	1.35 U	1.35 U	1.36 U	1.39 U	7.68 J [7.82 J]	55.9 J
PCB-160	ng/kg	6.06 U	6.07 U	6.12 U	6.27 U	30.7 U [12.2 U]	30.5 U
PCB-161	ng/kg	1.25 U	R	R	R	6.33 U [4.02 J]	6.29 U

Table C-19
Striped Bass (Fillet) Analytical Results

Location ID: / Date Analyzed:	Units	NB03FSBS320 12/07/15	NB03FSBS321 12/15/15	NB03FSBS322 12/15/15	NB03FSBS323 12/15/15	NB03FSBS324 01/18/16	NB03FSBS325 01/18/16
PCB-162	ng/kg	556 J	181	166	133	250 [290]	239 J
PCB-164	ng/kg	1,030 EJ	412	434	314	549 [542]	532 J
PCB-165	ng/kg	235 J	R	R	R	104 [112]	113 J
PCB-167	ng/kg	1,610 EJ	670 E	674 E	531	852 [1,110]	910 J
PCB-169	ng/kg	7.88	1.45 U	1.46 U	1.49 U	7.3 U [5.45 J]	7.26 U
PCB-170	ng/kg	8,060 EJ	2,450 E	2,700 E	1,890 E	3,370 E [3,330 E]	2,900 J
PCB-171/173	ng/kg	3,250 EJ	R	R	R	1,210 [1,300]	1,110 J
PCB-172	ng/kg	2,340 EJ	625 E	646 E	443	841 [876]	844 J
PCB-174	ng/kg	3,370 EJ	R	R	R	1,450 [1,560 E]	1,340 J
PCB-175	ng/kg	794 EJ	R	R	R	327 [372]	344 J
PCB-176	ng/kg	766 EJ	301	302	207	367 [433]	368 J
PCB-177	ng/kg	7,200 EJ	R	R	R	2,780 [3,000 E]	2,820 J
PCB-178	ng/kg	5,540 EJ	R	R	R	2,350 [2,720 E]	2,520 J
PCB-179	ng/kg	3,520 EJ	1,320 E	1,290 E	858 E	1,500 [1,810 E]	1,470 J
PCB-180/193	ng/kg	26,300 EJ	7,540 E	8,260 E	5,540 E	10,300 BE [10,200 E]	9,810 BEJ
PCB-181	ng/kg	81.3	R	R	R	31.7 [34.1]	29.3
PCB-182	ng/kg	265 J	R	R	R	95.7 [101]	87.8
PCB-183/185	ng/kg	10,900 EJ	R	R	R	4,010 [4,310 E]	4,100 J
PCB-184	ng/kg	163	47.4	42.6	33.2	68.8 [77.8]	69.2
PCB-186	ng/kg	1.44 U	1.45 U	1.46 U	1.49 U	7.3 U [2.9 U]	7.26 U
PCB-187	ng/kg	36,700 EJ	R	R	R	15,000 BE [16,800 BE]	15,600 BEJ
PCB-188	ng/kg	669 EJ	201	160	145	291 [324]	295 J
PCB-189	ng/kg	340	124	129	87.2	158 [203]	157 J
PCB-190	ng/kg	1,680 EJ	470	536	350	659 [645]	572 J
PCB-191	ng/kg	374 J	107	109	78.1	141 [139]	137 J
PCB-192	ng/kg	1.25 U	R	R	R	6.33 U [2.51 U]	6.29 U
PCB-194	ng/kg	5,040 EJ	1,650 E	1,830 E	1,110 E	2,490 [2,670 E]	2,110 J
PCB-195	ng/kg	1,480 EJ	434	516	323	634 [731]	491 J
PCB-196	ng/kg	4,110 EJ	1,240 E	1,150 E	838	1,540 [1,810 E]	1,460 J
PCB-197/200	ng/kg	1,020 J	323	297	217	375 [480]	398 J
PCB-198/199	ng/kg	11,900 EJ	3,840 E	3,500 E	2,460 E	4,440 [5,310 E]	4,470 J
PCB-201	ng/kg	2,500 EJ	758	658	528	902 [1,180]	1,000 J
PCB-202	ng/kg	6,190 EJ	2,460 E	1,890 E	1,470 E	2,700 [3,090 E]	2,790 J
PCB-203	ng/kg	5,610 EJ	1,710 E	1,840 E	1,160 E	2,240 [2,690 E]	2,010 J
PCB-204	ng/kg	41.5	11.7	7.73	5.82	12 J [14.4]	12 J
PCB-205	ng/kg	265	77.9	86.5	51.3	112 [133]	105
PCB-206	ng/kg	11,500 EJ	3,060 E	2,830 E	2,060 E	4,460 E [4,930 E]	3,940 J
PCB-207	ng/kg	1,550 EJ	369	373	281	591 [666]	517 J
PCB-208	ng/kg	6,100 EJ	1,750 E	1,520 E	1,180 E	2,380 [2,650 E]	2,190 J
PCB-209	ng/kg	R	2,050 E	2,130 E	1,760 E	3,240 B [3,640 E]	2,800 BJ
TOTAL PCB CONGENERS (209)	ng/kg	625,000 J	171,000 J	174,000 J	131,000 J	305,000 J [317,000 J]	281,000 J
Semivolatiles							
1,2,4,5-TETRACHLOROBENZENE	ug/kg	330 U	330 U	330 U	320 U	330 U [330 U]	330 U
1,2-DIPHENYLHYDRAZINE	ug/kg	330 U	330 U	330 U	320 U	330 U [330 U]	330 U
1-METHYLNAPHTHALENE	ug/kg	5.2 U	5.3 U	5.3 U	5.3 U	5.3 U [5.3 U]	5.3 U

Table C-19
Striped Bass (Fillet) Analytical Results

Location ID: / Date Analyzed:	Units	NB03FSBS320 12/07/15	NB03FSBS321 12/15/15	NB03FSBS322 12/15/15	NB03FSBS323 12/15/15	NB03FSBS324 01/18/16	NB03FSBS325 01/18/16
2,3,4,6-TETRACHLOROPHENOL	ug/kg	1,300 U	1,300 U	1,300 U	1,300 U	1,300 U [1,300 U]	1,300 U
2,4,5-TRICHLOROPHENOL	ug/kg	330 U	330 U	330 U	320 U	330 U [330 U]	330 U
2,4,6-TRICHLOROPHENOL	ug/kg	330 U	330 U	330 U	320 U	330 U [330 U]	330 U
2,4-DICHLOROPHENOL	ug/kg	330 U	330 U	330 U	320 U	330 U [330 U]	330 U
2,4-DIMETHYLPHENOL	ug/kg	330 U	330 U	330 U	320 U	330 U [330 U]	330 U
2,4-DINITROPHENOL	ug/kg	6,000 U	5,900 U	5,900 U	5,800 U	6,000 U [6,000 U]	6,000 U
2,4-DINITROTOLUENE	ug/kg	1,300 U	1,300 U	1,300 U	1,300 U	1,300 U [1,300 U]	1,300 U
2,6-DINITROTOLUENE	ug/kg	330 U	330 U	330 U	320 U	330 U [330 U]	330 U
2-CHLORONAPHTHALENE	ug/kg	130 U	130 U	130 U	130 U	130 U [130 U]	130 U
2-CHLOROPHENOL	ug/kg	330 U	330 U	330 U	320 U	330 U [330 U]	330 U
2-METHYLNAPHTHALENE	ug/kg	5.2 U	5.3 U	5.3 U	5.3 U	5.3 U [5.3 U]	5.3 U
2-METHYLPHENOL (O-CRESOL)	ug/kg	330 U	330 U	330 U	320 U	330 U [330 U]	330 U
2-NITROANILINE	ug/kg	330 U	330 U	330 U	320 U	330 U [330 U]	330 U
2-NITROPHENOL	ug/kg	330 U	330 U	330 U	320 U	330 U [330 U]	330 U
3,3'-DICHLOROBENZIDINE	ug/kg	2,000 U	2,000 U	2,000 U	1,900 U	2,000 U [2,000 U]	2,000 U
3-NITROANILINE	ug/kg	1,300 U	1,300 U	1,300 U	1,300 U	1,300 U [1,300 U]	1,300 U
4,6-DINITRO-2-METHYLPHENOL	ug/kg	3,300 U	3,300 U	3,300 U	3,200 U	3,300 U [3,300 U]	3,300 U
4-BROMOPHENYL PHENYL ETHER	ug/kg	330 U	330 U	330 U	320 U	330 U [330 U]	330 U
4-CHLORO-3-METHYLPHENOL	ug/kg	330 U	330 U	330 U	320 U	330 U [330 U]	330 U
4-CHLOROANILINE	ug/kg	670 U	660 U	650 U	650 U	670 U [670 U]	670 U
4-CHLOROPHENYL PHENYL ETHER	ug/kg	330 U	330 U	330 U	320 U	330 U [330 U]	330 U
4-METHYLPHENOL (P-CRESOL)	ug/kg	330 U	330 U	330 U	320 U	330 U [330 U]	330 U
4-NITROANILINE	ug/kg	1,300 U	1,300 U	1,300 U	1,300 U	1,300 U [1,300 U]	1,300 U
4-NITROPHENOL	ug/kg	3,300 U	3,300 U	3,300 U	3,200 U	3,300 U [3,300 U]	3,300 U
ACENAPHTHENE	ug/kg	5.2 U	5.3 U	5.3 U	5.3 U	5.3 U [5.3 U]	5.3 U
ACENAPHTHYLENE	ug/kg	5.2 U	5.3 U	5.3 U	5.3 U	5.3 U [5.3 U]	5.3 U
ACETOPHENONE	ug/kg	330 U	330 U	330 U	320 U	330 U [330 U]	330 U
ANTHRACENE	ug/kg	5.2 U	5.3 U	5.3 U	5.3 U	5.3 U [5.3 U]	5.3 U
ATRAZINE	ug/kg	670 U	660 U	650 U	650 U	670 U [670 U]	670 U
BENZALDEHYDE	ug/kg	1,300 U	1,300 U	1,300 U	1,300 U	1,300 U [1,300 U]	1,300 U
BENZIDINE	ug/kg	14,000 U	14,000 U	14,000 U	14,000 U	14,000 U [14,000 U]	14,000 U
BENZO(A)ANTHRACENE	ug/kg	5.2 U	5.3 U	5.3 U	5.3 U	5.3 U [5.3 U]	5.3 U
BENZO(A)PYRENE	ug/kg	5.2 U	5.3 U	5.3 U	5.3 U	5.3 U [5.3 U]	5.3 U
BENZO(B)FLUORANTHENE	ug/kg	5.2 U	5.3 U	5.3 U	5.3 U	5.3 U [5.3 U]	5.3 U
BENZO(G,H,I)PERYLENE	ug/kg	5.2 U	5.3 U	5.3 U	5.3 U	5.3 U [5.3 U]	5.3 U
Benzo(j)+(k)Fluoranthene	ug/kg	5.2 U	5.3 U	5.3 U	5.3 U	5.3 U [5.3 U]	5.3 U
BENZO[E]PYRENE	ug/kg	5.2 U	5.3 U	5.3 U	5.3 U	5.3 U [5.3 U]	5.3 U
BENZOIC ACID	ug/kg	3,300 U	3,300 U	3,300 U	3,200 U	3,300 U [3,300 U]	3,300 U
BENZYL BUTYL PHTHALATE	ug/kg	1,300 U	1,300 U	1,300 U	1,300 U	1,300 U [1,300 U]	1,300 U
BIPHENYL (DIPHENYL)	ug/kg	330 U	330 U	330 U	320 U	330 U [330 U]	330 U
BIS(2-CHLOROETHOXY) METHANE	ug/kg	330 U	330 U	330 U	320 U	330 U [330 U]	330 U
BIS(2-CHLOROETHYL) ETHER (2-CHLOROETHYL ETHER	ug/kg	330 U	330 U	330 U	320 U	330 U [330 U]	330 U
BIS(2-CHLOROISOPROPYL) ETHER	ug/kg	330 U	330 U	330 U	320 U	330 U [330 U]	330 U
BIS(2-ETHYLHEXYL) PHTHALATE	ug/kg	1,300 U	1,300 U	1,300 U	1,300 U	1,300 U [1,300 U]	1,300 U
C1-CHRYSENES	ug/kg	5.2 U	5.3 U	5.3 U	5.3 U	5.3 U [5.3 U]	5.3 U

Table C-19
Striped Bass (Fillet) Analytical Results

Location ID: / Date Analyzed:	Units	NB03FSBS320 12/07/15	NB03FSBS321 12/15/15	NB03FSBS322 12/15/15	NB03FSBS323 12/15/15	NB03FSBS324 01/18/16	NB03FSBS325 01/18/16
C1-FLUORANTHENES/PYRENES	ug/kg	5.2 U	5.3 U	5.3 U	5.3 U	5.3 U [5.3 U]	5.3 U
C1-FLUORENES	ug/kg	5.2 U	5.3 U	5.3 U	5.3 U	5.3 U [5.3 U]	5.3 U
C1-NAPHTHALENES	ug/kg	5.2 U	5.3 U	5.3 U	5.3 U	5.3 U [5.3 U]	5.3 U
C1-PHENANTHRENE/ANTHRACENE	ug/kg	5.2 U	5.3 U	5.3 U	5.3 U	5.3 U [5.3 U]	5.3 U
C2-CHRYSENE	ug/kg	5.2 U	5.3 U	5.3 U	5.3 U	5.3 U [5.3 U]	5.3 U
C2-FLUORANTHENES/PYRENE	ug/kg	5.2 U	5.3 U	5.3 U	5.3 U	5.3 U [5.3 U]	5.3 U
C2-FLUORENES	ug/kg	5.2 U	5.3 U	5.3 U	5.3 U	5.3 U [5.3 U]	5.3 U
C2-NAPHTHALENES	ug/kg	5.2 U	5.3 U	6.3 J	5.3 U	5.3 U [5.3 U]	5.3 U
C2-PHENANTHRENE/ANTHRACENE	ug/kg	5.2 U	5.3 U	5.3 U	5.3 U	5.3 U [5.3 U]	5.3 U
C3-CHRYSENE	ug/kg	5.2 U	5.3 U	5.3 U	5.3 U	5.3 U [5.3 U]	5.3 U
C3-FLUORANTHENES/PYRENE	ug/kg	5.2 U	5.3 U	5.3 U	5.3 U	5.3 U [5.3 U]	5.3 U
C3-FLUORENES	ug/kg	5.2 U	5.3 U	5.3 U	5.3 U	5.3 U [5.3 U]	5.3 U
C3-NAPHTHALENES	ug/kg	5.2 U	5.3 U	5.3 U	5.3 U	5.3 U [5.3 U]	5.3 U
C3-PHENANTHRENE/ANTHRACENE	ug/kg	5.2 U	5.3 U	5.3 U	5.3 U	5.3 U [5.3 U]	5.3 U
C4-CHRYSENE	ug/kg	5.2 U	5.3 U	5.3 U	5.3 U	5.3 U [5.3 U]	5.3 U
C4-NAPHTHALENES	ug/kg	5.2 U	5.3 U	5.3 U	5.3 U	5.3 U [5.3 U]	5.3 U
C4-PHENANTHRENE/ANTHRACENE	ug/kg	5.2 U	5.3 U	5.3 U	5.3 U	5.3 U [5.3 U]	5.3 U
CAPROLACTAM	ug/kg	670 U	660 U	650 U	650 U	670 U [670 U]	670 U
CARBAZOLE	ug/kg	330 U	330 U	330 U	320 U	330 U [330 U]	330 U
CHRYSENE	ug/kg	5.2 U	5.3 U	5.3 U	5.3 U	5.3 U [5.3 U]	5.3 U
DIBENZ(A,H)ANTHRACENE	ug/kg	5.2 U	5.3 U	5.3 U	5.3 U	5.3 U [5.3 U]	5.3 U
DIBENZOFURAN	ug/kg	330 U	330 U	330 U	320 U	330 U [330 U]	330 U
DIETHYL PHTHALATE	ug/kg	1,300 U	1,300 U	1,300 U	1,300 U	1,300 U [1,300 U]	1,300 U
DIMETHYL PHTHALATE	ug/kg	1,300 U	1,300 U	1,300 U	1,300 U	1,300 U [1,300 U]	1,300 U
DI-N-BUTYL PHTHALATE	ug/kg	1,300 U	1,300 U	1,300 U	1,300 U	1,300 U [1,300 U]	1,300 U
DI-N-OCTYLPHTHALATE	ug/kg	1,300 U	1,300 U	1,300 U	1,300 U	1,300 U [1,300 U]	1,300 U
FLUORANTHENE	ug/kg	5.2 U	5.3 U	5.3 U	5.3 U	5.3 U [5.3 U]	5.3 U
FLUORENE	ug/kg	5.2 U	5.3 U	5.3 U	5.3 U	5.3 U [5.3 U]	5.3 U
HEXACHLOROBUTADIENE	ug/kg	330 U	330 U	330 U	320 U	330 U [330 U]	330 U
HEXACHLOROCYCLOPENTADIENE	ug/kg	3,300 U	3,300 U	3,300 U	3,200 U	3,300 U [3,300 U]	3,300 U
HEXACHLOROETHANE	ug/kg	670 U	660 U	650 U	650 U	670 U [670 U]	670 U
INDENO(1,2,3-C,D)PYRENE	ug/kg	5.2 U	5.3 U	5.3 U	5.3 U	5.3 U [5.3 U]	5.3 U
ISOPHORONE	ug/kg	330 U	330 U	330 U	320 U	330 U [330 U]	330 U
NAPHTHALENE	ug/kg	5.2 U	5.3 U	5.3 U	5.3 U	5.3 U [5.3 U]	5.3 U
NITROBENZENE	ug/kg	330 U	330 U	330 U	320 U	330 U [330 U]	330 U
N-NITROSODI-N-PROPYLAMINE	ug/kg	330 U	330 U	330 U	320 U	330 U [330 U]	330 U
N-NITROSODIPHENYLAMINE	ug/kg	330 U	330 U	330 U	320 U	330 U [330 U]	330 U
PENTACHLOROPHENOL	ug/kg	670 U	660 U	650 U	650 U	670 U [670 U]	670 U
PERYLENE	ug/kg	5.2 U	5.3 U	5.3 U	5.3 U	5.3 U [5.3 U]	5.3 U
PHENANTHRENE	ug/kg	5.2 U	5.3 U	5.3 U	5.3 U	5.3 U [5.3 U]	5.3 U
PHENOL	ug/kg	330 U	330 U	330 U	320 U	330 U [330 U]	330 U
PYRENE	ug/kg	5.2 U	5.3 U	5.3 U	5.3 U	5.3 U [5.3 U]	5.3 U
PYRIDINE	ug/kg	1,300 U	1,300 U	1,300 U	1,300 U	1,300 U [1,300 U]	1,300 U
TOTAL HMW PAHs	ug/kg	5.2 U	5.3 U	5.3 U	5.3 U	5.3 U [5.3 U]	5.3 U
TOTAL LMW PAHs	ug/kg	5.2 U	5.3 U	5.3 U	5.3 U	5.3 U [5.3 U]	5.3 U

Table C-19
Striped Bass (Fillet) Analytical Results

Location ID: / Date Analyzed:	Units	NB03FSBS320 12/07/15	NB03FSBS321 12/15/15	NB03FSBS322 12/15/15	NB03FSBS323 12/15/15	NB03FSBS324 01/18/16	NB03FSBS325 01/18/16
TOTAL PAHs	ug/kg	5.2 U	5.3 U	5.3 U	5.3 U	5.3 U [5.3 U]	5.3 U
Physical Parameters							
MOISTURE (WATER) CONTENT	%	314	287	359	378	271 [275]	284
PERCENT MOISTURE	%	75.8	74.1	78.2	79.1	73 [73.3]	74

Table C-19
Striped Bass (Fillet) Analytical Results

Location ID: / Date Analyzed:	Units	NB03FSBS327 12/15/15	NB03FSBS328 12/15/15	NB03FSBS329 12/15/15	NB03FSBS330 12/15/15	NB03FSBS331 01/18/16	NB03FSBS332 12/15/15
Dioxins/Furans							
1,2,3,4,6,7,8-HEPTACHLORODIBENZOFURAN	ng/kg	1.09 JBQ	0.463 JB	0.276 JB	0.192 JBQ	10.6 B [6.6 B]	0.543 JBQ
1,2,3,4,6,7,8-HEPTACHLORODIBENZO-P-DIOXIN	ng/kg	0.0769 JBQ	0.0553 JB	0.0906 JBQ	0.0394 JBQ	0.26 JBQ [0.234 JB]	0.0762 JB
1,2,3,4,7,8,9-HEPTACHLORODIBENZOFURAN	ng/kg	0.107 U	0.0971 JBQ	0.0706 JBQ	0.04 U	0.171 JBQ [0.0982 JBQ]	0.0455 U
1,2,3,4,7,8-HEXACHLORODIBENZOFURAN	ng/kg	0.0899 JBQ	0.0815 JBQ	0.0319 U	0.0255 JBQ	1.16 JB [0.783 JBQ]	0.047 JB
1,2,3,4,7,8-HEXACHLORODIBENZO-P-DIOXIN	ng/kg	0.252 JBQ	0.203 JBQ	0.0259 U	0.0291 JBQ	0.316 JQ [0.0723 JQ]	0.0284 JB
1,2,3,6,7,8-HEXACHLORODIBENZOFURAN	ng/kg	0.383 JB	0.11 JBQ	0.131 JBQ	0.0421 JBQ	3.5 JB [2.33 JB]	0.264 JB
1,2,3,6,7,8-HEXACHLORODIBENZO-P-DIOXIN	ng/kg	0.101 JQ	0.165 JQ	0.0336 JQ	0.0525 JQ	0.478 J [0.377 JQ]	0.0645 JQ
1,2,3,7,8,9-HEXACHLORODIBENZOFURAN	ng/kg	0.096 JB	0.0937 JB	0.0919 JB	0.0358 JB	0.202 JBQ [0.127 JBQ]	0.053 JB
1,2,3,7,8,9-HEXACHLORODIBENZO-P-DIOXIN	ng/kg	0.0443 U	0.0408 J	0.0267 JQ	0.0245 JQ	0.192 JBQ [0.0938 JBQ]	0.0271 U
1,2,3,7,8-PENTACHLORODIBENZOFURAN	ng/kg	1.83 JB	1.11 JBQ	1.17 JB	0.318 JB	4.65 JB [3.03 JB]	2.15 JB
1,2,3,7,8-PENTACHLORODIBENZO-P-DIOXIN	ng/kg	0.12 U	0.0912 U	0.757 JQ	0.419 JQ	1.15 JB [0.653 JBQ]	0.124 U
2,3,4,6,7,8-HEXACHLORODIBENZOFURAN	ng/kg	0.0326 U	0.0263 U	0.0299 U	0.0255 JBQ	0.248 JBQ [0.125 JBQ]	0.029 U
2,3,4,7,8-PENTACHLORODIBENZOFURAN	ng/kg	0.634 JB	0.62 JBQ	0.76 JB	0.309 JB	8.12 BC [6.41 BC]	0.871 JB
2,3,7,8-TETRACHLORODIBENZOFURAN	ng/kg	1.54 C	1.39 C	0.863 J	0.266 JQ	8.51 C [6.43 C]	2.03 C
2,3,7,8-TETRACHLORODIBENZO-P-DIOXIN	ng/kg	0.595 JQ	0.464 JQ	0.264 JQ	1.51	27.7 J [21.2 J]	1.02
OCTACHLORODIBENZOFURAN	ng/kg	0.122 JBQ	0.061 JBQ	0.0778 JB	0.0869 JB	0.228 JBQ [0.151 JBQ]	0.0692 JB
OCTACHLORODIBENZO-P-DIOXIN	ng/kg	0.217 JBQ	0.153 JBQ	0.11 JB	0.104 JBQ	0.436 JB [0.403 JBQ]	0.186 JB
PERCENT LIPIDS	%	4.4	3.8	1.4	0.59	3.9 [2.7]	1.8
Metals							
ALUMINUM	mg/kg	5.33 U	5.33 U	5.49 U	5.6 U	4.52 U [3.92 U]	5.44 U
ANTIMONY	mg/kg	0.0629 U	0.0629 U	0.0647 U	0.066 U	0.0532 U [0.0462 U]	0.0641 U
ARSENIC	mg/kg	1.6	1.55	1.03	1.11	0.38 [0.431]	1.36
BARIUM	mg/kg	0.175 U	0.175 U	0.18 U	0.184 U	0.148 U [0.367]	0.179 U
BERYLLIUM	mg/kg	0.0135 U	0.0135 U	0.0139 U	0.0142 U	0.0115 U [0.0099 U]	0.0138 U
CADMIUM	mg/kg	0.0438 U	0.0438 U	0.0451 U	0.046 U	0.0371 U [0.0322 U]	0.0447 U
CALCIUM	mg/kg	79	87.5	72.2	99.2	81.5 J [2,800 J]	104
CHROMIUM	mg/kg	0.0952 U	0.143 B	0.228 B	0.192 B	0.0806 U [0.0699 U]	0.204 B
COBALT	mg/kg	0.019 U	0.019 U	0.0196 U	0.02 U	0.0161 U [0.014 U]	0.0194 U
COPPER	mg/kg	0.694	0.584	0.488	0.305 B	0.328 [0.341]	0.587
IRON	mg/kg	8.56 B	7.08 B	6.35 B	4.62 U	4.7 B [5.29 B]	5.3 B
LEAD	mg/kg	0.0248 U	0.0248 U	0.0255 U	0.026 U	0.021 U [0.0182 U]	0.0252 U
MAGNESIUM	mg/kg	262	280	317	214	249 [336]	290
MANGANESE	mg/kg	0.16 U	0.164 B	0.165 U	0.168 U	0.135 U [0.636 J]	0.163 B
MERCURY	ng/g	209	213	210	228	301 [325]	245
METHYL MERCURY	ng/g	257	230	270	288	403 [390]	301
NICKEL	mg/kg	0.179 U	0.179 U	0.184 U	0.188 U	0.152 U [0.131 U]	0.183 U
POTASSIUM	mg/kg	4,150	4,400	4,940	3,140	3,560 [3,930]	4,500
SELENIUM	mg/kg	0.344 B	0.376 B	0.415	0.35 B	0.316 B [0.315]	0.361 B
SILVER	mg/kg	0.019 U	0.019 U	0.0196 U	0.02 U	0.0161 U [0.014 U]	0.0194 U
SODIUM	mg/kg	592	543	585	468	647 [752]	567
THALLIUM	mg/kg	0.0286 U	0.0286 U	0.0294 U	0.03 U	0.0242 U [0.021 U]	0.0291 U
TITANIUM	mg/kg	0.162 U	0.162 U	0.167 U	0.17 U	0.298 U [0.262 B]	0.165 U
VANADIUM	mg/kg	0.0286 U	0.0286 U	0.0294 U	0.03 U	0.0242 U [0.021 U]	0.0291 U
ZINC	mg/kg	6.51	5.64	6.75	5.8	5.85 [8.92]	5.82

Table C-19
Striped Bass (Fillet) Analytical Results

Location ID: Date Analyzed:	Units	NB03FSBS327 12/15/15	NB03FSBS328 12/15/15	NB03FSBS329 12/15/15	NB03FSBS330 12/15/15	NB03FSBS331 01/18/16	NB03FSBS332 12/15/15
Butyltins							
DIBUTYLTIN	ug/kg	1.2 U	1.2 U	1.3 U	1.2 U	1.3 UJ [1.3 UJ]	1.2 U
MONOBUTYLTIN	ug/kg	19 UCN	19 UCN	20 UCN	19 UCN	21 UJCN [21 UJCN]	19 UCN
TETRA-N-BUTYLTIN	ug/kg	1.5 U	1.6 U	1.6 U	1.5 U	1.7 UJ [1.7 UJ]	1.6 U
TRIBUTYLTIN	ug/kg	1.4 U	1.4 U	1.5 U	1.4 U	1.5 UJ [1.5 UJ]	1.4 U
Aroclor PCBs							
AROCLOR 1016	ug/kg	7 U	7.1 U	7.1 U	7.1 U	35 U [36 U]	7 U
AROCLOR 1221	ug/kg	9 U	9 U	9.1 U	9.1 U	45 U [46 U]	8.9 U
AROCLOR 1232	ug/kg	16 U	16 U	16 U	16 U	78 U [80 U]	15 U
AROCLOR 1242	ug/kg	6.4 U	6.5 U	6.5 U	6.5 U	32 U [33 U]	6.4 U
AROCLOR 1248	ug/kg	44	20 J	21 J	26 J	960 [830]	94
AROCLOR 1254	ug/kg	130	67 PJ	85	29 J	700 [610]	130
AROCLOR 1260	ug/kg	NA	NA	NA	NA	NA	NA
AROCLOR 1262	ug/kg	6.4 U	6.5 U	6.5 U	6.5 U	32 U [33 U]	6.4 U
AROCLOR 1268	ug/kg	6.4 U	6.5 U	6.5 U	6.5 U	32 U [33 U]	6.4 U
TOTAL AROCLOR PCBs (SUM OF 7 AROCLORS)	ug/kg	174	87 J	106 J	55 J	1,660 [1,440]	224
TOTAL AROCLOR PCBs (SUM OF 9 AROCLORS)	ug/kg	174	87 J	106 J	55 J	1,660 [1,440]	224
Pesticides							
2,4'-DDD	pg/g	1,290 B	3,410 B	939 B	2,720 B	13,000 J [7,940 J]	286 B
2,4'-DDE	pg/g	497 B	1,120 B	315 JB	1,390 JB	7,770 J [4,460 J]	130 JB
2,4'-DDT	pg/g	147	385	76.8	151	798 J [464 J]	36.7 J
4,4'-DDD	pg/g	4,410 B	10,800 B	3,110 B	9,470 B	113,000 DJ [65,700 DJ]	2,360 B
4,4'-DDE	pg/g	13,000 B	29,300 BD	8,870 B	17,200 B	201,000 BDJ [119,000 BDJ]	10,700 B
4,4'-DDT	pg/g	725 B	1,800 B	395 B	816 B	6,050 J [3,640 J]	293 B
ALDRIN	pg/g	3.38 J	7.58 J	9.16 U	9.16 U	240 J [148 J]	7.93 J
ALPHA BHC	pg/g	42	93.4	20.2 J	9.96 J	33.1 J [23.3 J]	8.89 J
ALPHA ENDOSULFAN	pg/g	57.4 U	57.4 U	57.4 UJ	57.4 U	57.4 UJ [57.4 UJ]	57.4 U
BETA BHC	pg/g	26.4 J	61.4	12.1 J	11.1 U	57.1 J [30.3 J]	5.91 J
BETA ENDOSULFAN	pg/g	58.3 U	58.3 U	58.3 U	58.3 U	58.3 UJ [58.3 UJ]	58.3 U
CIS-CHLORDANE	pg/g	1,460	3,710	830	1,980	132,000 DJ [80,300 DJ]	2,210
CIS-NONACHLOR	pg/g	1,180	2,310	735	929	36,300 DJ [21,200 DJ]	988
DELTA BHC	pg/g	5.08 U	4.99 J	5.08 U	5.08 U	5.08 UJ [5.08 UJ]	5.08 U
DIELDRIN	pg/g	958	2,860	501	782	36,000 DJ [20,000 DJ]	1,150
ENDOSULFAN SULFATE	pg/g	63.3 UJ	63.3 U	63.3 U	63.3 U	63.3 UJ [63.3 UJ]	52.4 J
ENDRIN	pg/g	12.6 J	37.5 J	13.9 U	13.9 U	67.5 J [40.9 J]	13.9 U
ENDRIN ALDEHYDE	pg/g	131 U	131 U	131 U	131 U	131 UJ [131 UJ]	131 U
ENDRIN KETONE	pg/g	76 U	76 U	76 U	76 U	76 UJ [76 UJ]	76 U
GAMMA BHC (LINDANE)	pg/g	26.2 J	53.8	10.2 J	8.29 J	33.7 J [21.8 J]	7.81 J
HEPTACHLOR	pg/g	32.5 U	32.5 U	32.5 U	32.5 U	42.6 J [26.9 J]	32.5 U
HEPTACHLOR EPOXIDE	pg/g	239	696	132	205	5,260 J [3,360 J]	177
HEXACHLOROBENZENE	pg/g	320 B	912 B	178 B	243 B	2,400 JB [1,450 BJ]	192 B
METHOXYCHLOR	pg/g	38.9 U	38.9 UJ	38.9 UJ	38.9 UJ	38.9 UJ [38.9 UJ]	38.9 UJ
MIREX	pg/g	99.5	159	55	52.1	260 J [152 J]	47.8
OXYCHLORDANE	pg/g	263	691	144	551	10,300 J [6,160 J]	285
TRANS-CHLORDANE	pg/g	247	814	172 J	333	22,500 DJ [14,600 DJ]	601 J

Table C-19
Striped Bass (Fillet) Analytical Results

Location ID: / Date Analyzed:	Units	NB03FSBS327 12/15/15	NB03FSBS328 12/15/15	NB03FSBS329 12/15/15	NB03FSBS330 12/15/15	NB03FSBS331 01/18/16	NB03FSBS332 12/15/15
TRANS-HEPTACHLOR EPOXIDE	pg/g	17 U	17 U	17 U	17 U	17 UJ [17 UJ]	17 U
TRANS-NONACHLOR	pg/g	3,110	6,030	1,630	2,440	87,000 DJ [54,500 DJ]	2,080
TOTAL ALPHA + GAMMA CHLORDANE	pg/g	1,710	4,520	1,000 J	2,310	155,000 J [94,900 J]	2,810 J
TOTAL DDT (2,4)	pg/g	1,930	4,920	1,330 J	4,260 J	21,600 J [12,900 J]	453 J
TOTAL DDT (4,4)	pg/g	18,100	41,900	12,400	27,500	320,000 J [188,000 J]	13,400
TOTAL DDT (2,4 & 4,4)	pg/g	20,100	46,800	13,700 J	31,700 J	342,000 J [201,000 J]	13,800 J
PCB Congeners							
PCB-1	ng/kg	26.7 B	37.5 B	17.8 B	15.2 B	R [508 J]	349 BE
PCB-2	ng/kg	2.06	2.06	1.32 J	0.857 J	12.3 J [6.33 J]	1.38 J
PCB-3	ng/kg	1.08 U	1.1 U	1.06 U	1.07 U	24.5 J [10.1 J]	1.09 U
PCB-4	ng/kg	312 E	374 E	168	180	8,000 BEJ [4,310 BEJ]	4,130 E
PCB-5	ng/kg	1.41 J	1.48 J	1.02 J	0.775 U	30.4 J [17.1 J]	2.77 J
PCB-6	ng/kg	28.7	38	14.9	23.9	2,810 EJ [1,370 BJ]	344 E
PCB-7	ng/kg	4.19	5.35	3.08	4.23	210 J [96.6 J]	14.2
PCB-8	ng/kg	91 B	120 B	50.9 B	69.1 B	4,870 BEJ [2,310 BEJ]	765 BE
PCB-9	ng/kg	6.39	8.31	0.674 U	4.74	341 J [158 J]	42.4
PCB-10	ng/kg	47.4	55.7	22.4	26.2	935 J [439 J]	770 E
PCB-11	ng/kg	97.5	92.9	36	28.6	175 BJ [53.7 BJ]	25.1
PCB-12/13	ng/kg	7.24	6.8	3.01 J	3.3 J	80.3 J [37.4 J]	13.1
PCB-14	ng/kg	0.786 U	0.799 U	0.771 U	0.775 U	7.48 U [3.95 U]	0.794 U
PCB-15	ng/kg	1.57 U	1.6 U	1.54 U	1.55 U	92.3 J [46.8 J]	1.59 U
PCB-16	ng/kg	143	171	62.3	190	7,430 BEJ [4,170 BEJ]	660 E
PCB-17	ng/kg	335 E	300 E	111	485 E	17,900 BEJ [9,060 BEJ]	2,420 E
PCB-18/30	ng/kg	476	478	177	659 E	26,900 EJ [14,000 BEJ]	3,020 E
PCB-19	ng/kg	166	164	57.8	127	5,710 EJ [2,770 EJ]	1,890 E
PCB-20/28	ng/kg	1,120 BE	1,160 BE	489 B	2,180 BE	89,700 E [53,900 BE]	4,180 BE
PCB-21/33	ng/kg	157	194	73.5	238	12,500 EJ [6,040 EJ]	617 E
PCB-22	ng/kg	180 B	202 B	82.5 B	359 BE	17,000 BEJ [8,460 BEJ]	826 BE
PCB-23	ng/kg	1.03 J	0.922 J	0.674 U	1.45 J	44.7 J [22.6 J]	4.31
PCB-24	ng/kg	0.982 U	0.999 U	0.963 U	0.969 U	283 [4.94 U]	0.992 U
PCB-25	ng/kg	134	131	54	195	14,900 EJ [7,210 EJ]	984 E
PCB-26/29	ng/kg	282	249	99.9	431	19,300 EJ [9,750 EJ]	1,820 E
PCB-27	ng/kg	152	105	38.8	156	4,280 EJ [2,140 EJ]	1,230 E
PCB-31	ng/kg	687 BE	658 BE	276 B	911 BE	54,100 BEJ [31,000 BEJ]	3,820 BE
PCB-32	ng/kg	285 B	246 B	93.9 B	399 BE	13,300 EJ [7,200 BEJ]	1,760 BE
PCB-34	ng/kg	15.5	11.6	4.96	21.2	855 J [415 J]	89.1
PCB-35	ng/kg	1.06 J	1.06 J	0.867 U	0.872 U	8.41 U [4.45 U]	0.893 U
PCB-36	ng/kg	0.786 U	0.799 U	0.771 U	0.775 U	7.48 U [3.95 U]	0.794 U
PCB-37	ng/kg	46.8	54.2	21.2	31.2	1,520 J [728 J]	46.4
PCB-38	ng/kg	0.815 J	1.2 J	0.846 J	2.52	84 J [38.7 J]	4.1
PCB-39	ng/kg	6.1	6.25	2.82	9.22	462 J [218 J]	22.6
PCB-40/71	ng/kg	1,050	874	419	1,600 E	41,600 EJ [22,600 EJ]	3,840 E
PCB-41	ng/kg	35.2	36.4	16.8	89	2,330 [1,480]	139
PCB-42	ng/kg	785 E	636 E	333	1,000 E	31,500 EJ [17,100 EJ]	2,520 E
PCB-43	ng/kg	98.8	72.1	37.4	177	3,570 J [1,800 J]	345

Table C-19
Striped Bass (Fillet) Analytical Results

Location ID: / Date Analyzed:	Units	NB03FSBS327 12/15/15	NB03FSBS328 12/15/15	NB03FSBS329 12/15/15	NB03FSBS330 12/15/15	NB03FSBS331 01/18/16	NB03FSBS332 12/15/15
PCB-44/47/65	ng/kg	3,030 E	2,430 E	1,240	5,260 E	119,000 E [71,400 E]	9,670 E
PCB-45	ng/kg	133	125	52.1	316	6,790 EJ [4,060 EJ]	793 E
PCB-46	ng/kg	53.1	53.2	20.2	91.4	3,010 J [1,610 J]	298
PCB-48	ng/kg	271	236	116	427	14,000 EJ [7,700 EJ]	692 E
PCB-49/69	ng/kg	2,960 E	2,190 E	1,170 E	4,000 E	92,800 EJ [55,400 EJ]	8,630 E
PCB-50/53	ng/kg	339	257	105	523	13,800 EJ [7,170 EJ]	1,310 E
PCB-51	ng/kg	172	134	60.7	302	12,100 EJ [6,080 EJ]	718 E
PCB-52	ng/kg	3,470 E	2,840 E	1,400 E	6,000 E	125,000 BE [75,900 BE]	11,500 E
PCB-54	ng/kg	9.2	8.44	3.85 J	12.6	792 J [412 J]	55.8
PCB-55	ng/kg	1.18 U	1.2 U	1.16 U	1.16 U	660 J [347 J]	1.19 U
PCB-56	ng/kg	548	530	266	723 E	31,600 EJ [17,800 EJ]	1,530 E
PCB-57	ng/kg	29.1	19.8	13.7	28.6	640 J [324 J]	60.2
PCB-58	ng/kg	31.3	24.3	16.8	18.7	633 J [342 J]	66.3
PCB-60	ng/kg	345	283	171	577	12,200 EJ [6,360 EJ]	753 E
PCB-61/70/74/76	ng/kg	4,150 E	3,420 E	1,910	4,590 E	159,000 E [101,000 E]	9,280 E
PCB-62/75	ng/kg	244	200	100	462	9,120 J [4,990 J]	806
PCB-63	ng/kg	223	163	96	284	5,070 J [2,650 J]	466
PCB-64	ng/kg	946 BE	780 BE	387 B	1,460 BE	42,800 EJ [24,400 EJ]	3,150 BE
PCB-66	ng/kg	3,130 BE	2,500 BE	1,610 BE	3,130 BE	100,000 BE [63,800 E]	6,300 BE
PCB-67	ng/kg	79.8	67.1	38.1	71.6	2,750 J [1,460 J]	156
PCB-68	ng/kg	131	97.3	67.8	103	1,830 J [925 J]	221
PCB-72	ng/kg	152	112	74.2	146	2,270 J [1,220 J]	307
PCB-73	ng/kg	1.38 U	1.4 U	1.35 U	1.36 U	13.1 U [261]	1.39 U
PCB-77	ng/kg	180	159	79.8	153	3,900 J [2,010 J]	225
PCB-78	ng/kg	1.57 U	1.6 U	1.54 U	1.55 U	15 U [7.91 U]	1.59 U
PCB-79	ng/kg	71.6	45.9	32.7	31.6	789 J [378 J]	102
PCB-80	ng/kg	4.78 J	4.14 J	2.84 J	1.07 U	13.7 J [5.43 U]	6
PCB-81	ng/kg	1.77 U	5.1	1.73 U	1.74 U	R [115 J]	8.21
PCB-82	ng/kg	415	326	201	281	8,200 EJ [4,150 EJ]	747 E
PCB-83	ng/kg	270	230	148	175	3,770 J [1,850 J]	598 E
PCB-84	ng/kg	615 E	550	276	621 E	16,000 EJ [8,080 EJ]	1,770 E
PCB-85/116/117	ng/kg	1,700	1,170	910	1,300	18,600 EJ [9,100 EJ]	2,510 E
PCB-86/87/97/109/119/125	ng/kg	4,330 E	3,090	2,180	2,490	57,900 EJ [28,300 EJ]	6,250 E
PCB-88	ng/kg	2.16 U	2.2 U	2.12 U	2.13 U	366 [10.9 U]	2.18 U
PCB-89	ng/kg	19.2	18.6	10.7	21.6	912 J [450 J]	62.5
PCB-90/101/113	ng/kg	9,370 BE	6,830 BE	5,060 BE	5,770 BE	102,000 BEJ [53,300 BEJ]	12,500 BE
PCB-91	ng/kg	1,100 E	851 E	525	856 E	18,800 EJ [9,540 EJ]	2,350 E
PCB-92	ng/kg	1,950 E	1,450 E	1,000 E	1,510 E	19,700 BEJ [9,450 EJ]	3,010 E
PCB-93/100	ng/kg	224	165	103	232	5,250 J [2,680 J]	426
PCB-94	ng/kg	26.7	22.4	12.1	21.6	692 J [344 J]	76.6
PCB-95	ng/kg	2,860 E	2,330 E	1,320 E	2,790 E	50,600 EJ [27,700 EJ]	5,410 E
PCB-96	ng/kg	17.5	15.1	1.45 U	29.6	823 J [412 J]	59.2
PCB-98/102	ng/kg	159	143	92.2	176	4,380 J [2,190 J]	423
PCB-99	ng/kg	9,050 E	6,410 E	5,010 E	5,670 E	67,100 EJ [33,900 EJ]	12,100 E
PCB-103	ng/kg	207	159	106	145	2,490 J [1,240 J]	300

Table C-19
Striped Bass (Fillet) Analytical Results

Location ID: / Date Analyzed:	Units	NB03FSBS327 12/15/15	NB03FSBS328 12/15/15	NB03FSBS329 12/15/15	NB03FSBS330 12/15/15	NB03FSBS331 01/18/16	NB03FSBS332 12/15/15
PCB-104	ng/kg	3.43 J	1.4 U	1.35 U	6.65	345 J [195 J]	10.8
PCB-105	ng/kg	2,420 E	1,800 E	1,300 E	1,870 E	R [14,600 EJ]	3,040 E
PCB-106	ng/kg	1.67 U	1.7 U	1.64 U	1.65 U	15.9 U [8.4 U]	1.69 U
PCB-107	ng/kg	1,450 E	1,050 E	807 E	663 E	8,750 EJ [4,140 EJ]	1,820 E
PCB-108/124	ng/kg	245	181	126	119	3,300 J [1,600 J]	274
PCB-110/115	ng/kg	R	R	R	R	R [50,900 EJ]	R
PCB-111	ng/kg	57.7	42.6	32.6	20.5	114 J [55.3 J]	70
PCB-112	ng/kg	1.38 U	1.4 U	1.35 U	1.36 U	74.3 [6.92 U]	1.39 U
PCB-114	ng/kg	137	87.7	62.6	141	2,370 J [1,130 J]	167
PCB-118	ng/kg	12,200 BE	8,410 BE	6,980 BE	7,490 BE	99,900 BEJ [52,000 EJ]	14,900 BE
PCB-120	ng/kg	254	183	140	88.5	565 J [287 J]	297
PCB-121	ng/kg	16.6	12.7	10.2	9.68	103 J [53.5 J]	23.4
PCB-122	ng/kg	27.4	25.4	14.6	18.2	707 [441]	33.7
PCB-123	ng/kg	171	91.5	77.9	80	1,720 J [912 J]	233
PCB-126	ng/kg	33.4	24.8	17.2	11.9	15 U [367]	38
PCB-127	ng/kg	16	1.4 U	11.9	15.1	R [56.2 J]	19.9
PCB-128/166	ng/kg	1,930 E	1,330 E	1,040	932	8,540 J [4,650 J]	2,210 E
PCB-129/138/163	ng/kg	18,100 E	12,900 E	10,200 E	8,660 E	77,300 BEJ [42,300 EJ]	19,000 E
PCB-130	ng/kg	1,010 E	736 E	526	384	3,850 J [2,080 J]	1,090 E
PCB-131	ng/kg	71.5	50.7	35.9	34.6	717 J [380 J]	89.2
PCB-132	ng/kg	R	R	R	R	16,400 EJ [8,800 EJ]	R
PCB-133	ng/kg	645 E	454	331	263	1,660 J [960 J]	601 E
PCB-134	ng/kg	R	R	R	R	2,510 J [1,420 J]	R
PCB-135/151	ng/kg	4,440 E	3,480 E	2,350 E	2,480 E	28,800 EJ [13,300 EJ]	5,300 E
PCB-136	ng/kg	664 E	548	338	351	8,060 EJ [3,740 EJ]	1,040 E
PCB-137	ng/kg	414	272	222	340	3,430 J [1,790 J]	512
PCB-139/140	ng/kg	274	186	146	130	1,380 J [751 J]	310
PCB-141	ng/kg	1,050 BE	695 BE	500 B	760 BE	11,600 BEJ [6,470 EJ]	1,120 BE
PCB-142	ng/kg	R	R	R	R	15.9 U [8.4 U]	R
PCB-143	ng/kg	R	R	R	R	121 [16.3 U]	R
PCB-144	ng/kg	409	289	207	231	3,710 J [1,730 J]	435
PCB-145	ng/kg	1.67 J	1.6 U	1.54 U	1.55 U	22.7 J [13.1 J]	3.04 J
PCB-146	ng/kg	R	R	R	R	13,800 BEJ [7,260 EJ]	R
PCB-147/149	ng/kg	7,530 BE	5,970 BE	4,080 BE	3,430 BE	50,300 BEJ [27,400 BEJ]	9,840 BE
PCB-148	ng/kg	178	145	111	57.5	458 J [215 J]	181
PCB-150	ng/kg	80.9	75.1	48.5	27	442 J [202 J]	93.2
PCB-152	ng/kg	4.05 J	4.4 J	4.68 J	5.18	133 J [60.1 J]	12.5
PCB-153/168	ng/kg	23,100 BE	15,600 BE	12,800 BE	9,950 BE	79,700 BEJ [44,500 BEJ]	22,400 BE
PCB-154	ng/kg	1,010 E	771 E	563	371	3,000 J [1,400 J]	908 E
PCB-155	ng/kg	106	89.1	65.8	50.9	944 J [519 J]	108
PCB-156/157	ng/kg	1,250 E	856	642	779	8,890 J [4,190 J]	1,370 E
PCB-158	ng/kg	860 E	558	459	526	6,260 EJ [3,320 EJ]	948 E
PCB-159	ng/kg	1.38 U	1.4 U	1.35 U	1.36 U	13.8 J [6.92 U]	1.39 U
PCB-160	ng/kg	6.19 U	6.29 U	6.07 U	6.1 U	63.2 J [31.1 U]	6.25 U
PCB-161	ng/kg	R	R	R	R	12.1 U [6.42 U]	R

Table C-19
Striped Bass (Fillet) Analytical Results

Location ID: / Date Analyzed:	Units	NB03FSBS327 12/15/15	NB03FSBS328 12/15/15	NB03FSBS329 12/15/15	NB03FSBS330 12/15/15	NB03FSBS331 01/18/16	NB03FSBS332 12/15/15
PCB-162	ng/kg	178	128	95.4	60.3	682 J [358 J]	160
PCB-164	ng/kg	388	306	233	228	3,570 J [1,880 J]	596 E
PCB-165	ng/kg	R	R	R	R	72.6 J [39.2 J]	R
PCB-167	ng/kg	689 E	483	383	321	3,490 J [1,690 J]	669 E
PCB-169	ng/kg	1.47 U	1.5 U	1.45 U	1.45 U	14 U [7.41 U]	1.49 U
PCB-170	ng/kg	2,420 E	1,590 E	1,250 E	1,360 E	13,000 EJ [6,930 EJ]	2,060 E
PCB-171/173	ng/kg	R	R	R	R	4,350 J [2,250 J]	R
PCB-172	ng/kg	632 E	405	339	275	2,840 J [1,520 J]	463
PCB-174	ng/kg	R	R	R	R	10,200 EJ [5,170 EJ]	R
PCB-175	ng/kg	R	R	R	R	870 J [405 J]	R
PCB-176	ng/kg	272	196	145	78.2	1,740 J [814 J]	250
PCB-177	ng/kg	R	R	R	R	6,970 EJ [3,580 EJ]	R
PCB-178	ng/kg	R	R	R	R	4,610 J [2,180 J]	R
PCB-179	ng/kg	1,230 E	902 E	671 E	435	5,740 EJ [2,720 J]	1,020 E
PCB-180/193	ng/kg	7,450 E	4,790 E	3,890 E	3,920 E	39,000 EJ [20,800 EJ]	5,740 E
PCB-181	ng/kg	R	R	R	R	177 J [88.3 J]	R
PCB-182	ng/kg	R	R	R	R	167 J [84.9 J]	R
PCB-183/185	ng/kg	R	R	R	R	13,700 EJ [6,980 EJ]	R
PCB-184	ng/kg	47.5	34.9	27.9	13.9	467 J [225 J]	31.7
PCB-186	ng/kg	1.47 U	1.5 U	1.45 U	1.45 U	14 U [7.41 U]	1.49 U
PCB-187	ng/kg	R	R	R	R	33,700 BEJ [15,700 EJ]	R
PCB-188	ng/kg	185	174	167	47	189 J [93.7 J]	104
PCB-189	ng/kg	131	83.2	63	55.7	695 J [333 J]	94.7
PCB-190	ng/kg	477	313	226	313	2,960 J [1,620 J]	366
PCB-191	ng/kg	101	64.1	54.6	62.2	598 J [322 J]	84.4
PCB-192	ng/kg	R	R	R	R	12.1 U [6.42 U]	R
PCB-194	ng/kg	1,850 E	1,130 E	847	725	8,060 J [4,510 EJ]	938 E
PCB-195	ng/kg	474	299	220	233	2,610 J [1,420 J]	289
PCB-196	ng/kg	1,230 E	858	751	486	4,940 J [2,430 J]	729
PCB-197/200	ng/kg	322	235	185	108	1,200 J [589 J]	189
PCB-198/199	ng/kg	3,600 E	2,670 E	2,580 E	1,350	12,500 J [6,270 J]	2,260 E
PCB-201	ng/kg	761	559	513	224	1,570 J [738 J]	396
PCB-202	ng/kg	2,150 E	1,600 E	2,070 E	684	3,620 J [1,960 J]	1,290 E
PCB-203	ng/kg	1,750 E	1,180 E	961 E	942 E	8,670 EJ [4,350 J]	1,050 E
PCB-204	ng/kg	9.4	6.41	8.42	5.13	20.5 J [13.3 J]	5.39
PCB-205	ng/kg	87.8	55.8	38.8	35.3	424 J [223 J]	45.3
PCB-206	ng/kg	3,280 E	2,950 E	1,760 E	1,480 E	6,350 J [3,560 J]	1,160 E
PCB-207	ng/kg	442	372	230	180	766 J [414 J]	157
PCB-208	ng/kg	1,680 E	1,640 E	1,120 E	752	2,680 J [1,380 J]	722
PCB-209	ng/kg	2,310 E	2,430 E	1,370 E	1,220 E	3,440 J [1,810 J]	817
TOTAL PCB CONGENERS (209)	ng/kg	174,000 J	129,000 J	93,200 J	116,000 J	2,180,000 J [1,270,000 J]	253,000 J
Semivolatiles							
1,2,4,5-TETRACHLOROBENZENE	ug/kg	330 U	330 UJ	320 U	330 U	330 U [330 U]	320 U
1,2-DIPHENYLHYDRAZINE	ug/kg	330 U	330 UJ	320 U	330 U	330 U [330 U]	320 U
1-METHYLNAPHTHALENE	ug/kg	5.2 U	5.2 U	9.9 J	5.3 U	5.2 U [5.3 U]	5.2 U

Table C-19
Striped Bass (Fillet) Analytical Results

Location ID: / Date Analyzed:	Units	NB03FSBS327 12/15/15	NB03FSBS328 12/15/15	NB03FSBS329 12/15/15	NB03FSBS330 12/15/15	NB03FSBS331 01/18/16	NB03FSBS332 12/15/15
2,3,4,6-TETRACHLOROPHENOL	ug/kg	1,300 U	1,300 UJ	1,300 U	1,300 U	1,300 U [1,300 U]	1,300 U
2,4,5-TRICHLOROPHENOL	ug/kg	330 U	330 UJ	320 U	330 U	330 U [330 U]	320 U
2,4,6-TRICHLOROPHENOL	ug/kg	330 U	330 UJ	320 U	330 U	330 U [330 U]	320 U
2,4-DICHLOROPHENOL	ug/kg	330 U	330 UJ	320 U	330 U	330 U [330 U]	320 U
2,4-DIMETHYLPHENOL	ug/kg	330 U	330 UJ	320 U	330 U	330 U [330 U]	320 U
2,4-DINITROPHENOL	ug/kg	6,000 U	6,000 UJ	5,800 U	6,000 U	6,000 UJ [6,000 UJ]	5,800 U
2,4-DINITROTOLUENE	ug/kg	1,300 U	1,300 UJ	1,300 U	1,300 U	1,300 U [1,300 U]	1,300 U
2,6-DINITROTOLUENE	ug/kg	330 U	330 UJ	320 U	330 U	330 U [330 U]	320 U
2-CHLORONAPHTHALENE	ug/kg	130 U	130 UJ	130 U	130 U	130 UJ [130 UJ]	130 U
2-CHLOROPHENOL	ug/kg	330 U	330 UJ	320 U	330 U	330 U [330 U]	320 U
2-METHYLNAPHTHALENE	ug/kg	5.2 U	5.2 U	15	5.3 U	5.2 UJ [5.3 UJ]	5.2 U
2-METHYLPHENOL (O-CRESOL)	ug/kg	330 U	330 UJ	320 U	330 U	330 U [330 U]	320 U
2-NITROANILINE	ug/kg	330 U	330 UJ	320 U	330 U	330 U [330 U]	320 U
2-NITROPHENOL	ug/kg	330 U	330 UJ	320 U	330 U	330 U [330 U]	320 U
3,3'-DICHLOROBENZIDINE	ug/kg	2,000 U	2,000 UJ	1,900 U	2,000 U	2,000 UJ [2,000 UJ]	1,900 U
3-NITROANILINE	ug/kg	1,300 U	1,300 UJ	1,300 U	1,300 U	1,300 U [1,300 U]	1,300 U
4,6-DINITRO-2-METHYLPHENOL	ug/kg	3,300 U	3,300 UJ	3,200 U	3,300 U	3,300 U [3,300 U]	3,200 U
4-BROMOPHENYL PHENYL ETHER	ug/kg	330 U	330 UJ	320 U	330 U	330 U [330 U]	320 U
4-CHLORO-3-METHYLPHENOL	ug/kg	330 U	330 UJ	320 U	330 U	330 U [330 U]	320 U
4-CHLOROANILINE	ug/kg	660 U	660 UJ	650 U	660 U	660 U [670 U]	650 U
4-CHLOROPHENYL PHENYL ETHER	ug/kg	330 U	330 UJ	320 U	330 U	330 U [330 U]	320 U
4-METHYLPHENOL (P-CRESOL)	ug/kg	330 U	330 UJ	320 U	330 U	330 U [330 U]	320 U
4-NITROANILINE	ug/kg	1,300 U	1,300 UJ	1,300 U	1,300 U	1,300 U [1,300 U]	1,300 U
4-NITROPHENOL	ug/kg	3,300 U	3,300 UJ	3,200 U	3,300 U	3,300 UJ [3,300 UJ]	3,200 U
ACENAPHTHENE	ug/kg	5.2 U	5.2 U	5.2 U	5.3 U	5.2 U [5.3 U]	5.2 U
ACENAPHTHYLENE	ug/kg	5.2 U	5.2 U	5.2 U	5.3 U	5.2 U [5.3 U]	5.2 U
ACETOPHENONE	ug/kg	330 U	330 UJ	320 U	330 U	330 U [330 U]	320 U
ANTHRACENE	ug/kg	5.2 U	5.2 U	5.2 U	5.3 U	5.2 U [5.3 U]	5.2 U
ATRAZINE	ug/kg	660 U	660 UJ	650 U	660 U	660 U [670 U]	650 U
BENZALDEHYDE	ug/kg	1,300 U	1,300 UJ	1,300 U	1,300 U	1,300 UJ [1,300 UJ]	1,300 U
BENZIDINE	ug/kg	14,000 U	14,000 UJ	14,000 U	14,000 U	14,000 UJ [14,000 UJ]	14,000 U
BENZO(A)ANTHRACENE	ug/kg	5.2 U	5.2 U	5.2 U	5.3 U	5.2 U [5.3 U]	5.2 U
BENZO(A)PYRENE	ug/kg	5.2 U	5.2 U	5.2 U	5.3 U	5.2 U [5.3 U]	5.2 U
BENZO(B)FLUORANTHENE	ug/kg	5.2 U	5.2 U	5.2 U	5.3 U	5.2 U [5.3 U]	5.2 U
BENZO(G,H,I)PERYLENE	ug/kg	5.2 U	5.2 U	5.2 U	5.3 U	5.2 U [5.3 U]	5.2 U
Benzo(j)+(k)Fluoranthene	ug/kg	5.2 U	5.2 U	5.2 U	5.3 U	5.2 U [5.3 U]	5.2 U
BENZO[E]PYRENE	ug/kg	5.2 U	5.2 U	5.2 U	5.3 U	5.2 U [5.3 U]	5.2 U
BENZOIC ACID	ug/kg	3,300 U	3,300 UJ	3,200 U	3,300 U	3,300 UJ [3,300 UJ]	3,200 U
BENZYL BUTYL PHTHALATE	ug/kg	1,300 U	1,300 UJ	1,300 U	1,300 U	1,300 U [1,300 U]	1,300 U
BIPHENYL (DIPHENYL)	ug/kg	330 U	330 UJ	320 U	330 U	330 U [330 U]	320 U
BIS(2-CHLOROETHOXY) METHANE	ug/kg	330 U	330 UJ	320 U	330 U	330 U [330 U]	320 U
BIS(2-CHLOROETHYL) ETHER (2-CHLOROETHYL ETHER	ug/kg	330 U	330 UJ	320 U	330 U	330 U [330 U]	320 U
BIS(2-CHLOROISOPROPYL) ETHER	ug/kg	330 U	330 UJ	320 U	330 U	330 U [330 U]	320 U
BIS(2-ETHYLHEXYL) PHTHALATE	ug/kg	1,300 U	1,300 UJ	1,300 U	1,300 U	1,300 U [1,300 U]	1,300 U
C1-CHRYSENES	ug/kg	5.2 U	5.2 U	5.2 U	5.3 U	5.2 U [5.3 U]	5.2 U

Table C-19
Striped Bass (Fillet) Analytical Results

Location ID: / Date Analyzed:	Units	NB03FSBS327 12/15/15	NB03FSBS328 12/15/15	NB03FSBS329 12/15/15	NB03FSBS330 12/15/15	NB03FSBS331 01/18/16	NB03FSBS332 12/15/15
C1-FLUORANTHENES/PYRENES	ug/kg	5.2 U	5.2 U	5.2 U	5.3 U	5.2 U [5.3 U]	5.2 U
C1-FLUORENES	ug/kg	5.2 U	5.2 U	5.2 U	5.3 U	5.2 U [5.3 U]	5.2 U
C1-NAPHTHALENES	ug/kg	5.7 J	5.2 U	16	5.3 U	5.2 U [5.3 U]	5.2 U
C1-PHENANTHRENE/ANTHRACENE	ug/kg	5.2 U	5.2 U	5.2 U	5.3 U	5.2 U [5.3 U]	5.2 U
C2-CHRYSENE	ug/kg	5.2 U	5.2 U	5.2 U	5.3 U	5.2 U [5.3 U]	5.2 U
C2-FLUORANTHENES/PYRENE	ug/kg	5.2 U	5.2 U	5.2 U	5.3 U	5.2 U [5.3 U]	5.2 U
C2-FLUORENES	ug/kg	5.2 U	5.2 U	5.2 U	5.3 U	5.2 U [5.3 U]	5.2 U
C2-NAPHTHALENES	ug/kg	9.3 J	5.2 U	11 J	5.3 U	5.2 U [5.3 U]	5.2 U
C2-PHENANTHRENE/ANTHRACENE	ug/kg	5.2 U	5.2 U	5.2 U	5.3 U	5.2 U [5.3 U]	5.2 U
C3-CHRYSENE	ug/kg	5.2 U	5.2 U	5.2 U	5.3 U	5.2 U [5.3 U]	5.2 U
C3-FLUORANTHENES/PYRENE	ug/kg	5.2 U	5.2 U	5.2 U	5.3 U	5.2 U [5.3 U]	5.2 U
C3-FLUORENES	ug/kg	5.2 U	5.2 U	5.2 U	5.3 U	5.2 U [5.3 U]	5.2 U
C3-NAPHTHALENES	ug/kg	7.6 J	5.2 U	5.2 U	5.3 U	5.2 U [5.3 U]	5.2 U
C3-PHENANTHRENE/ANTHRACENE	ug/kg	5.2 U	5.2 U	5.2 U	5.3 U	5.2 U [5.3 U]	5.2 U
C4-CHRYSENE	ug/kg	5.2 U	5.2 U	5.2 U	5.3 U	5.2 U [5.3 U]	5.2 U
C4-NAPHTHALENES	ug/kg	5.2 U	5.2 U	5.2 U	5.3 U	5.2 U [5.3 U]	5.2 U
C4-PHENANTHRENE/ANTHRACENE	ug/kg	5.2 U	5.2 U	5.2 U	5.3 U	5.2 U [5.3 U]	5.2 U
CAPROLACTAM	ug/kg	660 U	660 UJ	650 U	660 U	660 U [670 U]	650 U
CARBAZOLE	ug/kg	330 U	330 UJ	320 U	330 U	330 U [330 U]	320 U
CHRYSENE	ug/kg	5.2 U	5.2 U	5.2 U	5.3 U	5.2 U [5.3 U]	5.2 U
DIBENZ(A,H)ANTHRACENE	ug/kg	5.2 U	5.2 U	5.2 U	5.3 U	5.2 U [5.3 U]	5.2 U
DIBENZOFURAN	ug/kg	330 U	330 UJ	320 U	330 U	330 U [330 U]	320 U
DIETHYL PHTHALATE	ug/kg	1,300 U	1,300 UJ	1,300 U	1,300 U	1,300 U [1,300 U]	1,300 U
DIMETHYL PHTHALATE	ug/kg	1,300 U	1,300 UJ	1,300 U	1,300 U	1,300 U [1,300 U]	1,300 U
DI-N-BUTYL PHTHALATE	ug/kg	1,300 U	1,300 UJ	1,300 U	1,300 U	1,300 U [1,300 U]	1,300 U
DI-N-OCTYLPHTHALATE	ug/kg	1,300 U	1,300 UJ	1,300 U	1,300 U	1,300 U [1,300 U]	1,300 U
FLUORANTHENE	ug/kg	5.2 U	5.2 U	5.2 U	5.3 U	5.2 U [5.3 U]	5.2 U
FLUORENE	ug/kg	5.2 U	5.2 U	5.2 U	5.3 U	5.2 U [5.3 U]	5.2 U
HEXACHLOROBUTADIENE	ug/kg	330 U	330 UJ	320 U	330 U	330 U [330 U]	320 U
HEXACHLOROCYCLOPENTADIENE	ug/kg	3,300 U	3,300 UJ	3,200 U	3,300 U	3,300 U [3,300 U]	3,200 U
HEXACHLOROETHANE	ug/kg	660 U	660 UJ	650 U	660 U	660 U [670 U]	650 U
INDENO(1,2,3-C,D)PYRENE	ug/kg	5.2 U	5.2 U	5.2 U	5.3 U	5.2 U [5.3 U]	5.2 U
ISOPHORONE	ug/kg	330 U	330 UJ	320 U	330 U	330 U [330 U]	320 U
NAPHTHALENE	ug/kg	5.2 U	5.2 U	7.9 J	5.3 U	5.2 U [5.3 U]	5.2 U
NITROBENZENE	ug/kg	330 U	330 UJ	320 U	330 U	330 U [330 U]	320 U
N-NITROSODI-N-PROPYLAMINE	ug/kg	330 U	330 UJ	320 U	330 U	330 U [330 U]	320 U
N-NITROSODIPHENYLAMINE	ug/kg	330 U	330 UJ	320 U	330 U	330 U [330 U]	320 U
PENTACHLOROPHENOL	ug/kg	660 U	660 UJ	650 U	660 U	660 U [670 U]	650 U
PERYLENE	ug/kg	5.2 U	5.2 U	5.2 U	5.3 U	5.2 U [5.3 U]	5.2 U
PHENANTHRENE	ug/kg	5.2 U	5.2 U	5.2 U	5.3 U	5.2 U [5.3 U]	5.2 U
PHENOL	ug/kg	330 U	330 UJ	320 U	330 U	330 U [330 U]	320 U
PYRENE	ug/kg	5.2 U	5.2 U	5.2 U	5.3 U	5.2 U [5.3 U]	5.2 U
PYRIDINE	ug/kg	1,300 U	1,300 UJ	1,300 U	1,300 U	1,300 UJ [1,300 UJ]	1,300 U
TOTAL HMW PAHs	ug/kg	5.2 U	5.2 U	5.2 U	5.3 U	5.2 U [5.3 U]	5.2 U
TOTAL LMW PAHs	ug/kg	5.2 U	5.2 U	22.9 J	5.3 U	5.2 U [5.3 U]	5.2 U

Table C-19
Striped Bass (Fillet) Analytical Results

Location ID: / Date Analyzed:	Units	NB03FSBS327 12/15/15	NB03FSBS328 12/15/15	NB03FSBS329 12/15/15	NB03FSBS330 12/15/15	NB03FSBS331 01/18/16	NB03FSBS332 12/15/15
TOTAL PAHs	ug/kg	5.2 U	5.2 U	22.9 J	5.3 U	5.2 U [5.3 U]	5.2 U
Physical Parameters							
MOISTURE (WATER) CONTENT	%	265	360	331	348	290 [335]	316
PERCENT MOISTURE	%	72.6	78.2	76.8	77.7	74.4 [77]	75.9

Table C-19
Striped Bass (Fillet) Analytical Results

Location ID: / Date Analyzed:	Units	NB03FSBS333 01/18/16	NB03FSBS334 01/18/16	NB03FSBS335 01/18/16	NB03FSBS336 01/25/16	NB03FSBS337 01/25/16	NB03FSBS338 12/07/15
Dioxins/Furans							
1,2,3,4,6,7,8-HEPTACHLORODIBENZOFURAN	ng/kg	0.858 JBQ	0.91 JBQ	0.616 JBQ	1.84 JB	0.82 JB [0.814 JBQ]	0.779 JBQ
1,2,3,4,6,7,8-HEPTACHLORODIBENZO-P-DIOXIN	ng/kg	0.0744 JBQ	0.0707 JBQ	0.126 JBQ	0.333 JBQ	0.111 JBQ [0.112 JBQ]	0.128 JBQ
1,2,3,4,7,8,9-HEPTACHLORODIBENZOFURAN	ng/kg	0.0968 JBQ	0.11 U	0.102 JBQ	0.215 U	0.117 U [0.162 JBQ]	0.061 JBQ
1,2,3,4,7,8-HEXACHLORODIBENZOFURAN	ng/kg	0.0302 U	0.0395 U	0.0446 JBQ	0.586 JB	0.165 JBQ [0.153 JBQ]	0.0926 JB
1,2,3,4,7,8-HEXACHLORODIBENZO-P-DIOXIN	ng/kg	0.0357 JQ	0.0471 U	0.0767 JBQ	0.217 JBQ	0.147 JBQ [0.145 JBQ]	0.207 JBQ
1,2,3,6,7,8-HEXACHLORODIBENZOFURAN	ng/kg	0.211 JB	0.371 JBQ	0.101 JBQ	1.44 JB	0.276 JBQ [0.166 JBQ]	0.213 JB
1,2,3,6,7,8-HEXACHLORODIBENZO-P-DIOXIN	ng/kg	0.0998 JQ	0.102 JQ	0.0956 JQ	0.394 JBQ	0.11 JB [0.0894 JBQ]	0.148 JB
1,2,3,7,8,9-HEXACHLORODIBENZOFURAN	ng/kg	0.0509 JB	0.0683 JB	0.0407 JBQ	0.164 JBQ	0.163 JBQ [0.132 JBQ]	0.099 JBQ
1,2,3,7,8,9-HEXACHLORODIBENZO-P-DIOXIN	ng/kg	0.0353 U	0.0538 JBQ	0.0345 U	0.108 U	0.114 JBQ [0.203 JBQ]	0.0495 JBQ
1,2,3,7,8-PENTACHLORODIBENZOFURAN	ng/kg	1.12 JB	1.51 JB	1.27 JB	3.15 JB	1.36 JB [1.26 JB]	1.38 JB
1,2,3,7,8-PENTACHLORODIBENZO-P-DIOXIN	ng/kg	0.329 JBQ	0.382 JB	0.11 U	1.15 JBQ	0.16 U [0.77 JBQ]	0.113 U
2,3,4,6,7,8-HEXACHLORODIBENZOFURAN	ng/kg	0.0347 JB	0.0397 U	0.037 JBQ	0.27 JB	0.0829 JBQ [0.117 JBQ]	0.0548 JBQ
2,3,4,7,8-PENTACHLORODIBENZOFURAN	ng/kg	1.22 JB	1.47 JBQ	0.862 JB	4.55 JBQ	1.08 JB [1.1 JB]	0.804 JB
2,3,7,8-TETRACHLORODIBENZOFURAN	ng/kg	1.83 C	1.66 C	1.43 C	5.59 CQJ	1.03 BC [0.934 BCJ]	1.95 C
2,3,7,8-TETRACHLORODIBENZO-P-DIOXIN	ng/kg	0.678 JQ	0.226 JQ	0.256 JQ	13.7 B	3.78 B [3.85 B]	1.26 Q
OCTACHLORODIBENZOFURAN	ng/kg	0.0561 JBQ	0.105 JB	0.102 JBQ	0.271 JBQ	0.254 JBQ [0.0785 JB]	0.126 JBQ
OCTACHLORODIBENZO-P-DIOXIN	ng/kg	0.283 JB	0.196 JB	0.173 JBQ	0.143 JBQ	0.172 JBQ [0.297 JBQ]	0.241 JB
PERCENT LIPIDS	%	2.5	4.2	4.3	4.3	0.98 [0.98]	3.6
Metals							
ALUMINUM	mg/kg	3.84 U	5.54 U	5.44 U	4.27 U	4.75 U [4.87 U]	5.44 U
ANTIMONY	mg/kg	0.0452 U	0.0653 U	0.0641 U	0.0504 U	0.0559 U [0.0574 U]	0.0641 U
ARSENIC	mg/kg	1.19 J	1.18	1.4	1.08 J	0.787 [0.808]	0.934
BARIUM	mg/kg	0.126 U	0.182 U	0.179 U	0.14 U	0.156 U [0.16 U]	0.179 U
BERYLLIUM	mg/kg	0.0097 U	0.0141 U	0.0138 U	0.0108 U	0.012 U [0.0123 U]	0.0138 U
CADMIUM	mg/kg	0.0315 U	0.0455 U	0.0447 U	0.0351 U	0.039 U [0.04 U]	0.0447 U
CALCIUM	mg/kg	160 J	73	82.3	93.9	84.7 [61]	137
CHROMIUM	mg/kg	0.0685 U	0.099 U	0.0971 U	0.0763 U	0.0847 U [0.087 U]	0.0971 U
COBALT	mg/kg	0.0137 U	0.0198 U	0.0194 U	0.0153 U	0.0169 U [0.0174 U]	0.0194 U
COPPER	mg/kg	0.545 J	0.626	0.329 B	0.403	0.407 [0.348]	0.395
IRON	mg/kg	4.91 JB	7.43 B	4.49 U	3.53 U	4.34 B [4.02 U]	4.49 U
LEAD	mg/kg	0.0178 U	0.0257 U	0.0358 B	0.0198 U	0.022 U [0.0226 U]	0.0252 U
MAGNESIUM	mg/kg	291 J	270	287	276	251 [247]	260
MANGANESE	mg/kg	0.115 U	0.166 U	0.163 U	0.128 U	0.236 B [0.236 B]	0.163 U
MERCURY	ng/g	198	254	190	485	329 [315]	104
METHYL MERCURY	ng/g	257 J	246	208	576	413 [375]	129
NICKEL	mg/kg	0.129 U	0.186 U	0.183 U	0.144 U	0.159 U [0.163 U]	0.183 U
POTASSIUM	mg/kg	4,650 J	4,270	4,340	4,490	4,070 [3,940]	4,400
SELENIUM	mg/kg	0.302 J	0.325 B	0.388 B	0.406	0.282 B [0.247 B]	0.349 B
SILVER	mg/kg	0.0137 U	0.0198 U	0.0194 U	0.0153 U	0.0169 U [0.0174 U]	0.0194 U
SODIUM	mg/kg	492 J	502	440	546	590 [573]	494
THALLIUM	mg/kg	0.0205 U	0.0297 U	0.0291 U	0.0229 U	0.0254 U [0.0261 U]	0.0291 U
TITANIUM	mg/kg	0.253 U	0.366 U	0.359 U	0.282 U	0.314 U [0.322 U]	0.338 B
VANADIUM	mg/kg	0.0218 JB	0.0297 U	0.0291 U	0.0229 U	0.0254 U [0.0261 U]	0.0291 U
ZINC	mg/kg	6.6 J	8.02	6.26	4.76 J	5.47 [5.53]	10.7

Table C-19
Striped Bass (Fillet) Analytical Results

Location ID: / Date Analyzed:	Units	NB03FSBS333 01/18/16	NB03FSBS334 01/18/16	NB03FSBS335 01/18/16	NB03FSBS336 01/25/16	NB03FSBS337 01/25/16	NB03FSBS338 12/07/15
Butyltins							
DIBUTYLTIN	ug/kg	1.3 UJ	1.3 UJ	1.3 UJ	3 J	1.2 UJ [1.3 UJ]	1.2 U
MONOBUTYLTIN	ug/kg	21 UJCN	20 UJCN	20 UJCN	20 UCNJ	19 UCNJ [20 UCNJ]	19 UCN
TETRA-N-BUTYLTIN	ug/kg	1.7 UJ	1.7 UJ	1.7 UJ	11 J	1.6 UJ [1.7 UJ]	1.6 U
TRIBUTYLTIN	ug/kg	1.5 UJ	1.5 UJ	1.5 UJ	6.4 J	1.4 UJ [1.5 UJ]	1.4 U
Aroclor PCBs							
AROCLOR 1016	ug/kg	7.2 U	7.2 U	7.2 U	140 U	7.2 U [7.1 U]	7.1 U
AROCLOR 1221	ug/kg	9.2 U	9.2 U	9.2 U	180 U	9.1 U [9 U]	9.1 U
AROCLOR 1232	ug/kg	16 U	16 U	16 U	310 U	16 U [16 U]	16 U
AROCLOR 1242	ug/kg	6.6 U	6.6 U	6.6 U	130 U	6.6 U [6.5 U]	6.5 U
AROCLOR 1248	ug/kg	6.6 U	6.6 U	6.6 U	580 J	160 [140]	75
AROCLOR 1254	ug/kg	110 J	75 J	73 J	830 J	220 [200]	120
AROCLOR 1260	ug/kg	NA	NA	NA	NA	NA	34
AROCLOR 1262	ug/kg	6.6 U	6.6 U	6.6 U	130 U	6.6 U [6.5 U]	6.5 U
AROCLOR 1268	ug/kg	6.6 U	6.6 U	6.6 U	130 U	6.6 U [6.5 U]	6.5 U
TOTAL AROCLOR PCBs (SUM OF 7 AROCLORS)	ug/kg	110 J	75 J	73 J	1,410 J	380 [340]	229
TOTAL AROCLOR PCBs (SUM OF 9 AROCLORS)	ug/kg	110 J	75 J	73 J	1,410 J	380 [340]	229
Pesticides							
2,4'-DDD	pg/g	1,380 J	2,690	1,910	103,000 DJ	3,310 J [4,050 J]	3,100
2,4'-DDE	pg/g	833 J	730	743	39,700 DJ	2,490 J [3,280 J]	1,350
2,4'-DDT	pg/g	296 J	229	182	8,380 J	245 J [295 J]	322
4,4'-DDD	pg/g	6,320 J	9,140	7,780	418,000 DJ	14,500 J [17,300 J]	11,600
4,4'-DDE	pg/g	30,900 BDJ	16,600 B	18,800 B	423,000 DJ	40,300 DJ [52,200 DJ]	23,500 B
4,4'-DDT	pg/g	1,600 J	972 J	1,000 J	41,000 DJ	1,550 J [1,990 J]	1,640
ALDRIN	pg/g	9.16 UJ	4.56 J	3.41 J	37.7 J	13.1 J [14.6 J]	12.3 J
ALPHA BHC	pg/g	47.9 J	49.2	61.3	79 J	16.5 J [21.5 J]	53
ALPHA ENDOSULFAN	pg/g	57.4 UJ	57.4 U	57.4 U	57.4 UJ	57.4 UJ [57.4 UJ]	57.4 U
BETA BHC	pg/g	28 J	34.5 J	39	57.8 J	23.3 J [28.6 J]	61.6
BETA ENDOSULFAN	pg/g	58.3 UJ	58.3 U	58.3 U	58.3 UJ	58.3 UJ [58.3 UJ]	58.3 U
CIS-CHLORDANE	pg/g	2,900 J	2,170	2,290	25,800 DJ	6,020 J [6,640 J]	3,610
CIS-NONACHLOR	pg/g	2,130 J	1,350	1,470	13,200 J	2,640 J [3,400 J]	1,780
DELTA BHC	pg/g	2.69 J	5.08 U	5.08 U	5.08 UJ	5.08 UJ [5.08 UJ]	5.18 J
DIELDRIN	pg/g	1,770 J	1,750	1,650	13,100 J	4,050 J [5,160 J]	3,280
ENDOSULFAN SULFATE	pg/g	63.3 UJ	63.3 U	63.3 U	63.3 UJ	63.3 UJ [63.3 UJ]	63.3 U
ENDRIN	pg/g	21.9 J	13.9 U	13.9 U	13.9 UJ	22.7 J [33.8 J]	37 J
ENDRIN ALDEHYDE	pg/g	131 UJ	R	R	R	131 UJ [131 UJ]	131 U
ENDRIN KETONE	pg/g	76 UJ	R	R	R	76 UJ [76 UJ]	76 U
GAMMA BHC (LINDANE)	pg/g	22.4 J	43.4	51.2	7.69 UJ	25.3 J [27 J]	65.3
HEPTACHLOR	pg/g	32.5 UJ	8.24 J	8.98 J	32.1 J	32.5 UJ [32.5 UJ]	13.6 J
HEPTACHLOR EPOXIDE	pg/g	309 J	387	342	2,260 J	1,370 J [1,650 J]	1,010
HEXACHLOROBENZENE	pg/g	715 BJ	649 B	673 B	2,630 BJ	707 BJ [839 BJ]	682 B
METHOXYCHLOR	pg/g	38.9 UJ	R	R	R	38.9 UJ [38.9 UJ]	38.9 UJ
MIREX	pg/g	140 J	R	121 J	457 JD	135 J [185 J]	106
OXYCHLORDANE	pg/g	574 J	342	463	8,100 J	871 J [1,100 J]	723
TRANS-CHLORDANE	pg/g	498 J	476	337	5,460 J	1,330 J [1,690 J]	965

Table C-19
Striped Bass (Fillet) Analytical Results

Location ID: / Date Analyzed:	Units	NB03FSBS333 01/18/16	NB03FSBS334 01/18/16	NB03FSBS335 01/18/16	NB03FSBS336 01/25/16	NB03FSBS337 01/25/16	NB03FSBS338 12/07/15
TRANS-HEPTACHLOR EPOXIDE	pg/g	17 UJ	17 U	17 U	17 UJ	17 UJ [17 UJ]	17 U
TRANS-NONACHLOR	pg/g	5,700 J	3,630	3,600	27,100 DJ	6,670 J [8,420 J]	4,770
TOTAL ALPHA + GAMMA CHLORDANE	pg/g	3,400 J	2,650	2,630	31,300 J	7,350 J [8,330 J]	4,580
TOTAL DDT (2,4)	pg/g	2,510 J	3,650	2,840	151,000 J	6,050 J [7,630 J]	4,770
TOTAL DDT (4,4)	pg/g	38,800 J	26,700 J	27,600 J	882,000 J	56,400 J [71,500 J]	36,700
TOTAL DDT (2,4 & 4,4)	pg/g	41,300 J	30,400 J	30,400 J	1,030,000 J	62,400 J [79,100 J]	41,500
PCB Congeners							
PCB-1	ng/kg	28	29.7	22.5	419 BEJ	R [R]	289
PCB-2	ng/kg	3.45 U	3.4 U	0.672 U	2.47	1.46 J [1.5 J]	2.76
PCB-3	ng/kg	5.42 U	5.34 U	R	5.22	2.28 J [2.3 J]	1.09 U
PCB-4	ng/kg	230 JB	386	187	4,620 BEJ	506 BE [511 BE]	3,600 E
PCB-5	ng/kg	3.94 U	3.89 U	0.858 J	6.11	2.98 J [3.44 J]	0.792 U
PCB-6	ng/kg	26.1 B	36 B	20.5 B	397 BEJ	91.9 B [108 B]	238
PCB-7	ng/kg	3.94 U	3.89 U	5.94	25.8	8.87 [10.5]	10.7
PCB-8	ng/kg	72.1 B	117 B	66 B	1,040 BEJ	254 B [285 B]	701 BE
PCB-9	ng/kg	5.12 J	8.17 J	4.49	61	18.3 [21.4]	34.6
PCB-10	ng/kg	34.8	64.2	25.4	756 EJ	64.3 [73.4]	412 E
PCB-11	ng/kg	90.8 JB	98.9 B	64.2 B	3.3 U	3.29 U [3.3 U]	62.3 B
PCB-12/13	ng/kg	9.36 U	9.23 U	3.62 J	22.3	5.44 [5.97]	12.4
PCB-14	ng/kg	3.94 U	3.89 U	0.768 U	0.777 U	0.773 U [0.777 U]	0.792 U
PCB-15	ng/kg	22.3 J	R	19.4	R	19.6 [22.9]	43 B
PCB-16	ng/kg	77.2 B	198	87.9	2,300 BEJ	639 BE [730 BE]	454 E
PCB-17	ng/kg	345 JB	392 B	207 B	6,380 BEJ	1,240 BE [1,390 BE]	1,910 E
PCB-18/30	ng/kg	383 B	591 B	290 B	9,350 BEJ	1,870 BE [2,100 BE]	2,160 BE
PCB-19	ng/kg	109	167	86.7	2,850 EJ	420 E [454 E]	1,660 E
PCB-20/28	ng/kg	4,530 BEJ	1,040 B	905 BE	27,100 BEJ	4,650 BE [5,700 BE]	2,400 E
PCB-21/33	ng/kg	158	168	134	2,230 EJ	584 E [693 E]	290
PCB-22	ng/kg	274 JB	177 B	141 B	3,220 BEJ	779 BE [926 BE]	348 E
PCB-23	ng/kg	3.45 U	3.4 U	0.834 J	9.17	2.73 [3]	2.43
PCB-24	ng/kg	4.93 U	4.86 U	0.96 U	139 J	0.966 U [0.972 U]	0.99 U
PCB-25	ng/kg	1,480 E	113	102	1,930 EJ	445 E [526 E]	318 E
PCB-26/29	ng/kg	2,550 J	227	193	3,570 EJ	769 E [912 E]	807 E
PCB-27	ng/kg	90.9	139	63.6	2,170 EJ	333 E [381 E]	790 E
PCB-31	ng/kg	1,840 BEJ	670 B	481 BE	12,200 BEJ	2,150 BE [2,590 BE]	1,780 E
PCB-32	ng/kg	317 JB	292 B	177 B	4,760 EJ	914 E [1,020 E]	1,630 E
PCB-34	ng/kg	51.5	10.1	11.2	157	33.1 [39.3]	44.3
PCB-35	ng/kg	4.43 U	4.37 U	0.864 U	3.36	0.87 U [0.875 U]	0.963 J
PCB-36	ng/kg	3.94 U	52.3	46	0.777 U	0.773 U [0.777 U]	0.792 U
PCB-37	ng/kg	57.8	59.2	34.6	474 EJ	69.1 [81.1]	76.8
PCB-38	ng/kg	9.47 J	3.4 U	1.29 J	14.6	3.66 [4.13]	3.65
PCB-39	ng/kg	12.2	6.63 J	5.82	88.8	19.8 [23.1]	11.4
PCB-40/71	ng/kg	2,890 J	971	782	13,500 EJ	2,380 E [2,830 E]	2,110 E
PCB-41	ng/kg	20.7 U	40.1 J	29.8	786 EJ	161 [194]	77.4
PCB-42	ng/kg	1,770 J	745	623 E	9,140 EJ	1,890 E [2,220 E]	1,180 E
PCB-43	ng/kg	104	83.7	73	1,180 EJ	243 [286]	204

Table C-19
Striped Bass (Fillet) Analytical Results

Location ID: / Date Analyzed:	Units	NB03FSBS333 01/18/16	NB03FSBS334 01/18/16	NB03FSBS335 01/18/16	NB03FSBS336 01/25/16	NB03FSBS337 01/25/16	NB03FSBS338 12/07/15
PCB-44/47/65	ng/kg	8,890 JE	2,810 B	2,430 BE	45,800 EJ	7,820 E [9,360 E]	5,610 E
PCB-45	ng/kg	138 J	142	89.8	2,950 EJ	526 [613 E]	433
PCB-46	ng/kg	53.1	63.2	30.6	1,010 EJ	168 [200]	203
PCB-48	ng/kg	363 J	249	232	3,820 EJ	832 E [987 E]	461
PCB-49/69	ng/kg	14,800 EJ	2,470	2,290 E	35,800 EJ	6,090 E [7,370 E]	5,170 E
PCB-50/53	ng/kg	751 J	293	196	4,500 EJ	798 [951]	1,030
PCB-51	ng/kg	656 J	159	118	2,370 EJ	580 E [704 E]	476
PCB-52	ng/kg	15,100 BEJ	3,260 BE	2,730 BE	53,500 BEJ	8,710 BE [10,600 BE]	6,870 BE
PCB-54	ng/kg	6.9 U	8.36 J	4.42 J	156	46.5 [52.4]	52
PCB-55	ng/kg	43.9	5.83 U	1.15 U	59.2 J	1.16 U [1.17 U]	1.19 U
PCB-56	ng/kg	825 J	496	430	6,630 EJ	1,280 E [1,540 E]	708 E
PCB-57	ng/kg	179 J	115	99.9	147	32.4 [41.9]	34.7
PCB-58	ng/kg	73	29.5	28.2	150	35.9 [48.4]	34.4
PCB-60	ng/kg	586 J	307	275	4,510 EJ	875 E [1,030 E]	401
PCB-61/70/74/76	ng/kg	6,300 J	3,490	3,190 E	50,800 EJ	8,430 E [5.73 U]	4,620 E
PCB-62/75	ng/kg	726 J	218	191	3,470 EJ	622 [733]	486
PCB-63	ng/kg	390 J	165	176	1,570 EJ	351 [416]	267
PCB-64	ng/kg	2,170 J	902 B	736 BE	14,000 EJ	2,490 E [2,960 E]	1,530 E
PCB-66	ng/kg	4,480 EJ	2,630 B	2,520 BE	40,100 BEJ	6,980 BE [8,710 BE]	3,120 E
PCB-67	ng/kg	454 J	66.9	59.2	544	127 [152]	93.9
PCB-68	ng/kg	476 J	115	113	536	129 [155]	137
PCB-72	ng/kg	678 J	136	129	788 EJ	172 [205]	190
PCB-73	ng/kg	51.2	6.8 U	15.1	142 J	1.35 U [1.36 U]	66.9
PCB-77	ng/kg	242 J	177	146	1,460 EJ	235 [271]	198
PCB-78	ng/kg	7.88 U	7.77 U	1.54 U	1.55 U	1.55 U [1.55 U]	1.58 U
PCB-79	ng/kg	114 J	105	75.8	184 J	56.4 [66.5]	48.2
PCB-80	ng/kg	5.42 U	5.34 U	4.76 J	4.3 J	1.73 J [1.07 U]	3.42 J
PCB-81	ng/kg	8.87 U	8.75 U	1.73 U	73.2	14.7 [16.3]	7.21
PCB-82	ng/kg	391 J	444	273	2,760 EJ	594 E [720 E]	400
PCB-83	ng/kg	307 J	302	212	1,640 EJ	323 [414]	376
PCB-84	ng/kg	760 J	632	393	6,180 EJ	964 E [1,170 E]	895 E
PCB-85/116/117	ng/kg	1,720 J	1,800	1,150	9,920 EJ	2,080 E [2,510 E]	1,580
PCB-86/87/97/109/119/125	ng/kg	5,670 J	4,780	2,930	22,200 EJ	5,120 E [6,290 E]	3,770 E
PCB-88	ng/kg	10.8 U	10.7 U	2.11 U	75.9 J	2.13 U [2.14 U]	1,310 E
PCB-89	ng/kg	17.7 J	22.1 J	14.3	231	38.3 [46.5]	31
PCB-90/101/113	ng/kg	11,700 BEJ	11,200 BE	7,010 BE	51,300 BEJ	11,700 BE [14,400 BE]	8,480 BE
PCB-91	ng/kg	2,960 EJ	R	818 E	R	1,540 E [1,850 E]	1,260 E
PCB-92	ng/kg	2,610 J	2,150 B	1,430 BE	10,300 BEJ	2,200 BE [2,660 BE]	1,960 E
PCB-93/100	ng/kg	531 J	256	172	1,980 EJ	401 [488]	262
PCB-94	ng/kg	17.5 J	26.9	19.3	230	29.9 [36.8]	55.9
PCB-95	ng/kg	4,720 EJ	2,620	2,090 E	21,900 EJ	3,850 E [4,730 E]	4,490 E
PCB-96	ng/kg	48.7	19.4 U	10.9	286 J	48.3 [62]	34.8
PCB-98/102	ng/kg	757 J	158	140	1,420 EJ	312 [370]	296
PCB-99	ng/kg	11,800 EJ	10,800 BE	6,670 BE	45,100 EJ	10,100 E [12,400 E]	7,650 E
PCB-103	ng/kg	495 J	257	171	1,060 EJ	241 [294]	198

Table C-19
Striped Bass (Fillet) Analytical Results

Location ID: / Date Analyzed:	Units	NB03FSBS333 01/18/16	NB03FSBS334 01/18/16	NB03FSBS335 01/18/16	NB03FSBS336 01/25/16	NB03FSBS337 01/25/16	NB03FSBS338 12/07/15
PCB-104	ng/kg	10 J	6.8 U	2.65 J	55.6	15.6 [18.3]	7.86
PCB-105	ng/kg	2,610 J	2,060 B	1,510 BE	13,000 EJ	2,850 E [3,550 E]	1,840 E
PCB-106	ng/kg	8.37 U	8.26 U	1.63 U	17.7 J	1.64 U [1.65 U]	1.68 U
PCB-107	ng/kg	1,440 J	1,560	1,040 E	3,360 EJ	1,030 E [1,200 E]	981 E
PCB-108/124	ng/kg	307 J	220	143	824 J	232 [282]	180
PCB-110/115	ng/kg	9,290 EJ	6,880 BE	4,180 BE	42,200 BEJ	8,000 BE [9,930 BE]	6,350 E
PCB-111	ng/kg	46.9	75.8	46	108	33.1 [40.1]	39.1
PCB-112	ng/kg	6.9 U	21.1 J	1.34 U	1,000 EJ	1.35 U [1.36 U]	1.39 U
PCB-114	ng/kg	182 J	101	82.7	1,020 EJ	231 [294]	101
PCB-118	ng/kg	13,600 EJ	10,900 BE	7,680 BE	57,600 BEJ	13,500 BE [17,000 BE]	8,110 E
PCB-120	ng/kg	213 J	333	199	492 J	154 [186]	172
PCB-121	ng/kg	19.8 J	25.4	14.1	65.2	15.7 [18.7]	11
PCB-122	ng/kg	53.7	26.8	17.6	153 J	1.16 U [1.17 U]	30.2
PCB-123	ng/kg	214 J	8.26 U	1.63 U	749 EJ	210 [210]	128
PCB-126	ng/kg	7.88 U	7.77 U	1.54 U	334 J	R [R]	24.9
PCB-127	ng/kg	19 J	13.5 J	R	53.7 J	1.35 U [16.1]	12
PCB-128/166	ng/kg	1,600 J	2,170	1,140	5,990 EJ	1,510 E [1,830 E]	1,550 E
PCB-129/138/163	ng/kg	15,100 EJ	21,900 BE	12,400 BE	67,700 EJ	16,400 E [20,100 E]	15,100 E
PCB-130	ng/kg	799 J	1,160	668 E	2,590 EJ	732 E [878 E]	842 E
PCB-131	ng/kg	96.1	86	38.4	304	73.5 [92.5]	60.1
PCB-132	ng/kg	1,580 J	1,860 B	1,100 BE	7,460 EJ	1,560 E [1,910 E]	1,710 E
PCB-133	ng/kg	520 J	622	443	1,490 EJ	395 [481]	413
PCB-134	ng/kg	398 J	373	267	1,490 EJ	305 [380]	382
PCB-135/151	ng/kg	3,580 J	R	3,010 E	R	R [R]	3,180 E
PCB-136	ng/kg	820 J	R	411	R	R [R]	552
PCB-137	ng/kg	451 J	442	272	2,550 EJ	544 [657 E]	395
PCB-139/140	ng/kg	274	324	184	1,030 J	243 [296]	214
PCB-141	ng/kg	917 J	905 B	599 BE	4,740 BEJ	1,140 BE [1,360 BE]	838 E
PCB-142	ng/kg	8.37 U	8.26 U	1.63 U	1.65 U	1.64 U [1.65 U]	1.68 U
PCB-143	ng/kg	16.3 U	16 U	3.17 U	60.2 J	3.19 U [3.21 U]	3.27 U
PCB-144	ng/kg	340 J	R	256	R	R [R]	287
PCB-145	ng/kg	7.88 U	R	1.54 U	R	R [R]	1.84 J
PCB-146	ng/kg	3,590 EJ	6,310 BE	3,440 BE	12,000 EJ	3,440 E [4,150 E]	3,250 E
PCB-147/149	ng/kg	8,550 BEJ	8,670 BE	5,200 BE	28,400 BEJ	6,610 BE [8,260 BE]	6,940 BE
PCB-148	ng/kg	132 J	R	150	R	R [R]	68.6
PCB-150	ng/kg	102	R	61.4	R	R [R]	51
PCB-152	ng/kg	8.16 J	R	3.45 J	R	R [R]	6.24
PCB-153/168	ng/kg	18,600 BEJ	28,000 BE	16,700 BE	85,300 BEJ	20,500 BE [25,200 BE]	15,500 BE
PCB-154	ng/kg	902 J	R	766 E	R	R [R]	414
PCB-155	ng/kg	69.5	131	81.5	334	106 [123]	57.7
PCB-156/157	ng/kg	1,150 J	1,080	704	4,610 EJ	1,170 E [1,450 E]	821
PCB-158	ng/kg	898 J	909	518	4,400 EJ	952 E [1,130 E]	694 E
PCB-159	ng/kg	6.9 U	6.8 U	3.14 J	10.8	3.11 J [3.8 J]	1.39 U
PCB-160	ng/kg	31 U	30.6 U	6.05 U	86.4 J	6.09 U [6.12 U]	6.24 U
PCB-161	ng/kg	6.4 U	6.32 U	1.25 U	30.6 J	1.26 U [1.26 U]	1.29 U

Table C-19
Striped Bass (Fillet) Analytical Results

Location ID: / Date Analyzed:	Units	NB03FSBS333 01/18/16	NB03FSBS334 01/18/16	NB03FSBS335 01/18/16	NB03FSBS336 01/25/16	NB03FSBS337 01/25/16	NB03FSBS338 12/07/15
PCB-162	ng/kg	141	176	102	366 J	122 [150]	127
PCB-164	ng/kg	394 J	426	261	1,780 EJ	365 [433]	390
PCB-165	ng/kg	50.1	106	57.1	120	37.1 [44.8]	48.8
PCB-167	ng/kg	662 J	628	401	1,910 EJ	555 [690 E]	437
PCB-169	ng/kg	7.39 U	7.29 U	2.26 J	4.51 J	1.45 U [1.46 U]	1.88 J
PCB-170	ng/kg	1,580 J	2,300	1,250 E	7,870 EJ	1,870 E [2,210 E]	1,940 E
PCB-171/173	ng/kg	629 J	914	514	3,060 EJ	764 [668]	786
PCB-172	ng/kg	371 J	622	349	1,850 EJ	440 [517]	471
PCB-174	ng/kg	733 J	1,090	631 E	4,270 EJ	877 E [1,070 E]	1,030 E
PCB-175	ng/kg	148	R	153	R	198 [237]	141
PCB-176	ng/kg	172 J	287	143	876 EJ	227 [277]	198
PCB-177	ng/kg	1,380 J	2,150	1,200 E	4,700 EJ	1,410 E [1,700 E]	1,790 E
PCB-178	ng/kg	1,010 J	2,000	1,170 E	4,430 EJ	1,270 E [1,510 E]	1,100 E
PCB-179	ng/kg	689 J	1,240	699 E	3,550 EJ	907 E [1,120 E]	883 E
PCB-180/193	ng/kg	4,650 J	7,260 BE	3,950 BE	29,300 EJ	6,540 E [7,770 E]	5,480 E
PCB-181	ng/kg	23.6 J	19.4 J	12.8	115	25 [28.5]	23
PCB-182	ng/kg	41.1	77.8	44.3	138	42.7 [42]	42
PCB-183/185	ng/kg	1,920 J	3,040	1,730 E	9,870 EJ	2,510 E [3,040 E]	1,990 E
PCB-184	ng/kg	6.9 U	53.7	29.9	105	37.5 [44]	15.7
PCB-186	ng/kg	7.39 U	7.29 U	1.44 U	1.46 U	1.45 U [1.46 U]	1.49 U
PCB-187	ng/kg	6,600 EJ	R	6,750 BE	R	8,690 E [10,500 E]	6,910 E
PCB-188	ng/kg	125	196	149	207	107 [131]	93.2
PCB-189	ng/kg	83.6	112	67.8	380	92.9 [117]	64.4
PCB-190	ng/kg	329 J	433	242	1,940 EJ	448 [530]	406
PCB-191	ng/kg	71.8	102	54.7	417 J	90.4 [107]	83.7
PCB-192	ng/kg	6.4 U	6.32 U	1.25 U	1.26 U	1.26 U [1.26 U]	1.39 J
PCB-194	ng/kg	975 J	1,670	961 E	4,040 EJ	1,140 E [1,360 E]	933 E
PCB-195	ng/kg	268	424	251	1,300 EJ	361 [429]	281
PCB-196	ng/kg	648 J	1,200	719	3,000 EJ	877 E [1,080 E]	575 J
PCB-197/200	ng/kg	161	316	191	664	201 [242]	145
PCB-198/199	ng/kg	1,830 J	3,600	2,140 E	7,630 EJ	2,450 E [2,950 E]	1,910 E
PCB-201	ng/kg	373 J	758	475	1,260 EJ	467 [562]	256
PCB-202	ng/kg	1,130 J	2,070	1,330 E	3,330 EJ	1,240 E [1,480 E]	1,030 E
PCB-203	ng/kg	926 J	1,670	952 E	5,090 EJ	1,510 E [1,760 E]	924 E
PCB-204	ng/kg	10.3 U	10.2 U	5.36	17.7	6.59 [7.06]	3.03 J
PCB-205	ng/kg	44.9	80.4	46.9	210	60.6 [75]	41.7
PCB-206	ng/kg	1,660 J	3,000	1,940 E	4,480 EJ	2,020 E [2,380 E]	1,630 E
PCB-207	ng/kg	225	413	254	556	254 [306]	153
PCB-208	ng/kg	917 J	1,690	1,130 E	2,100 EJ	1,010 E [1,240 E]	812
PCB-209	ng/kg	1,110 J	2,240 B	1,500 BE	2,390 EJ	1,400 E [1,680 E]	R
TOTAL PCB CONGENERS (209)	ng/kg	241,000 J	200,000 J	140,000 J	1,030,000 J	230,000 J [269,000 J]	193,000 J
Semivolatiles							
1,2,4,5-TETRACHLOROBENZENE	ug/kg	330 U	330 U	330 U	330 U	330 U [330 U]	330 U
1,2-DIPHENYLHYDRAZINE	ug/kg	330 U	330 U	330 U	330 U	330 U [330 U]	330 U
1-METHYLNAPHTHALENE	ug/kg	5.3 U	11 J	5.3 U	5.3 U	5.2 U [5.3 U]	5.3 U

Table C-19
Striped Bass (Fillet) Analytical Results

Location ID: / Date Analyzed:	Units	NB03FSBS333 01/18/16	NB03FSBS334 01/18/16	NB03FSBS335 01/18/16	NB03FSBS336 01/25/16	NB03FSBS337 01/25/16	NB03FSBS338 12/07/15
2,3,4,6-TETRACHLOROPHENOL	ug/kg	1,300 U	1,300 U	1,300 U	1,300 U	1,300 U [1,300 U]	1,300 U
2,4,5-TRICHLOROPHENOL	ug/kg	330 U	330 U	330 U	330 U	330 U [330 U]	330 U
2,4,6-TRICHLOROPHENOL	ug/kg	330 U	330 U	330 U	330 U	330 U [330 U]	330 U
2,4-DICHLOROPHENOL	ug/kg	330 U	330 U	330 U	330 U	330 U [330 U]	330 U
2,4-DIMETHYLPHENOL	ug/kg	330 U	330 U	330 U	330 U	330 U [330 U]	330 U
2,4-DINITROPHENOL	ug/kg	6,000 UJ	6,000 U	6,000 U	5,900 U	6,000 U [6,000 U]	6,000 U
2,4-DINITROTOLUENE	ug/kg	1,300 U	1,300 U	1,300 U	1,300 U	1,300 U [1,300 U]	1,300 U
2,6-DINITROTOLUENE	ug/kg	330 U	330 U	330 U	330 U	330 U [330 U]	330 U
2-CHLORONAPHTHALENE	ug/kg	130 UJ	130 U	130 U	130 U	130 U [130 U]	130 U
2-CHLOROPHENOL	ug/kg	330 U	330 U	330 U	330 U	330 U [330 U]	330 U
2-METHYLNAPHTHALENE	ug/kg	5.3 UJ	18	5.3 U	5.3 U	5.2 U [5.3 U]	5.3 U
2-METHYLPHENOL (O-CRESOL)	ug/kg	330 U	330 U	330 U	330 U	330 U [330 U]	330 U
2-NITROANILINE	ug/kg	330 U	330 U	330 U	330 U	330 U [330 U]	330 U
2-NITROPHENOL	ug/kg	330 U	330 U	330 U	330 U	330 U [330 U]	330 U
3,3'-DICHLOROBENZIDINE	ug/kg	2,000 UJ	2,000 U	2,000 U	2,000 U	2,000 U [2,000 U]	2,000 U
3-NITROANILINE	ug/kg	1,300 U	1,300 U	1,300 U	1,300 U	1,300 U [1,300 U]	1,300 U
4,6-DINITRO-2-METHYLPHENOL	ug/kg	3,300 U	3,300 U	3,300 U	3,300 U	3,300 U [3,300 U]	3,300 U
4-BROMOPHENYL PHENYL ETHER	ug/kg	330 U	330 U	330 U	330 U	330 U [330 U]	330 U
4-CHLORO-3-METHYLPHENOL	ug/kg	330 U	330 U	330 U	330 U	330 U [330 U]	330 U
4-CHLOROANILINE	ug/kg	670 U	670 U	670 U	650 U	660 U [660 U]	670 U
4-CHLOROPHENYL PHENYL ETHER	ug/kg	330 U	330 U	330 U	330 U	330 U [330 U]	330 U
4-METHYLPHENOL (P-CRESOL)	ug/kg	330 U	330 U	330 U	330 U	330 U [330 U]	330 U
4-NITROANILINE	ug/kg	1,300 U	1,300 U	1,300 U	1,300 U	1,300 U [1,300 U]	1,300 U
4-NITROPHENOL	ug/kg	3,300 UJ	3,300 U	3,300 U	3,300 U	3,300 U [3,300 U]	3,300 U
ACENAPHTHENE	ug/kg	5.3 U	5.2 U	5.3 U	5.3 U	5.2 U [5.3 U]	6 J
ACENAPHTHYLENE	ug/kg	5.3 U	5.2 U	5.3 U	5.3 U	5.2 U [5.3 U]	5.3 U
ACETOPHENONE	ug/kg	330 U	330 U	330 U	330 U	330 U [330 U]	330 U
ANTHRACENE	ug/kg	5.3 U	5.2 U	5.3 U	5.3 U	5.2 U [5.3 U]	5.3 U
ATRAZINE	ug/kg	670 U	670 U	670 U	650 U	660 U [660 U]	670 U
BENZALDEHYDE	ug/kg	1,300 UJ	1,300 U	1,300 U	1,300 UJ	1,300 UJ [1,300 UJ]	1,300 U
BENZIDINE	ug/kg	14,000 UJ	14,000 U	14,000 U	14,000 UJ	14,000 UJ [14,000 UJ]	14,000 U
BENZO(A)ANTHRACENE	ug/kg	5.3 U	5.2 U	5.3 U	5.3 U	5.2 U [5.3 U]	5.3 U
BENZO(A)PYRENE	ug/kg	5.3 U	5.2 U	5.3 U	5.3 U	5.2 U [5.3 U]	5.3 U
BENZO(B)FLUORANTHENE	ug/kg	5.3 U	5.2 U	5.3 U	5.3 U	5.2 U [5.3 U]	5.3 U
BENZO(G,H,I)PERYLENE	ug/kg	5.3 U	5.2 U	5.3 U	5.3 U	5.2 U [5.3 U]	5.3 U
Benzo(j)+(k)Fluoranthene	ug/kg	5.3 U	5.2 U	5.3 U	5.3 U	5.2 U [5.3 U]	5.3 U
BENZO[E]PYRENE	ug/kg	5.3 U	5.2 U	5.3 U	5.3 U	5.2 U [5.3 U]	5.3 U
BENZOIC ACID	ug/kg	3,300 UJ	3,300 U	3,300 U	3,300 U	3,300 U [3,300 U]	3,300 U
BENZYL BUTYL PHTHALATE	ug/kg	1,300 U	1,300 U	1,300 U	1,300 U	1,300 U [1,300 U]	1,300 U
BIPHENYL (DIPHENYL)	ug/kg	330 U	330 U	330 U	330 U	330 U [330 U]	330 U
BIS(2-CHLOROETHOXY) METHANE	ug/kg	330 U	330 U	330 U	330 U	330 U [330 U]	330 U
BIS(2-CHLOROETHYL) ETHER (2-CHLOROETHYL ETHER	ug/kg	330 U	330 U	330 U	330 U	330 U [330 U]	330 U
BIS(2-CHLOROISOPROPYL) ETHER	ug/kg	330 U	330 U	330 U	330 U	330 U [330 U]	330 U
BIS(2-ETHYLHEXYL) PHTHALATE	ug/kg	1,300 U	1,300 U	1,300 U	1,300 U	1,300 U [1,300 U]	1,300 U
C1-CHRYSENES	ug/kg	5.3 U	5.2 U	5.3 U	5.3 U	5.2 U [5.3 U]	5.3 U

Table C-19
Striped Bass (Fillet) Analytical Results

Location ID: / Date Analyzed:	Units	NB03FSBS333 01/18/16	NB03FSBS334 01/18/16	NB03FSBS335 01/18/16	NB03FSBS336 01/25/16	NB03FSBS337 01/25/16	NB03FSBS338 12/07/15
C1-FLUORANTHENES/PYRENES	ug/kg	5.3 U	5.2 U	5.3 U	5.3 U	5.2 U [5.3 U]	5.3 U
C1-FLUORENES	ug/kg	5.3 U	5.2 U	5.3 U	5.3 U	5.2 U [5.3 U]	5.3 U
C1-NAPHTHALENES	ug/kg	5.3 U	12 J	5.3 U	5.3 U	5.2 U [5.3 U]	5.3 U
C1-PHENANTHRENE/ANTHRACENE	ug/kg	5.3 U	5.2 U	5.3 U	5.3 U	5.2 U [5.3 U]	5.3 U
C2-CHRYSENE	ug/kg	5.3 U	5.2 U	5.3 U	5.3 U	5.2 U [5.3 U]	5.3 U
C2-FLUORANTHENES/PYRENE	ug/kg	5.3 U	5.2 U	5.3 U	5.3 U	5.2 U [5.3 U]	5.3 U
C2-FLUORENES	ug/kg	5.3 U	5.2 U	5.3 U	5.3 U	5.2 U [5.3 U]	5.3 U
C2-NAPHTHALENES	ug/kg	5.3 U	7.2 J	5.3 U	5.3 U	5.2 U [5.3 U]	5.3 U
C2-PHENANTHRENE/ANTHRACENE	ug/kg	5.3 U	5.2 U	5.3 U	5.3 U	5.2 U [5.3 U]	5.3 U
C3-CHRYSENE	ug/kg	5.3 U	5.2 U	5.3 U	5.3 U	5.2 U [5.3 U]	5.3 U
C3-FLUORANTHENES/PYRENE	ug/kg	5.3 U	5.2 U	5.3 U	5.3 U	5.2 U [5.3 U]	5.3 U
C3-FLUORENES	ug/kg	5.3 U	5.2 U	5.3 U	5.3 U	5.2 U [5.3 U]	5.3 U
C3-NAPHTHALENES	ug/kg	5.3 U	5.2 U	5.3 U	5.3 U	5.2 U [5.3 U]	5.3 U
C3-PHENANTHRENE/ANTHRACENE	ug/kg	5.3 U	5.2 U	5.3 U	5.3 U	5.2 U [5.3 U]	5.3 U
C4-CHRYSENE	ug/kg	5.3 U	5.2 U	5.3 U	5.3 U	5.2 U [5.3 U]	5.3 U
C4-NAPHTHALENES	ug/kg	5.3 U	5.2 U	5.3 U	5.3 U	5.2 U [5.3 U]	5.3 U
C4-PHENANTHRENE/ANTHRACENE	ug/kg	5.3 U	5.2 U	5.3 U	5.3 U	5.2 U [5.3 U]	5.3 U
CAPROLACTAM	ug/kg	670 U	670 U	670 U	650 U	660 U [660 U]	670 U
CARBAZOLE	ug/kg	330 U	330 U	330 U	330 U	330 U [330 U]	330 U
CHRYSENE	ug/kg	5.3 U	5.2 U	5.3 U	5.3 U	5.2 U [5.3 U]	5.3 U
DIBENZ(A,H)ANTHRACENE	ug/kg	5.3 U	5.2 U	5.3 U	5.3 U	5.2 U [5.3 U]	5.3 U
DIBENZOFURAN	ug/kg	330 U	330 U	330 U	330 U	330 U [330 U]	330 U
DIETHYL PHTHALATE	ug/kg	1,300 U	1,300 U	1,300 U	1,300 U	1,300 U [1,300 U]	1,300 U
DIMETHYL PHTHALATE	ug/kg	1,300 U	1,300 U	1,300 U	1,300 U	1,300 U [1,300 U]	1,300 U
DI-N-BUTYL PHTHALATE	ug/kg	1,300 U	1,300 U	1,300 U	1,300 U	1,300 U [1,300 U]	1,300 U
DI-N-OCTYLPHTHALATE	ug/kg	1,300 U	1,300 U	1,300 U	1,300 U	1,300 U [1,300 U]	1,300 U
FLUORANTHENE	ug/kg	5.3 U	5.2 U	5.3 U	5.3 U	5.2 U [5.3 U]	5.3 U
FLUORENE	ug/kg	5.3 U	5.2 U	5.3 U	5.3 U	5.2 U [5.3 U]	5.3 U
HEXACHLOROBUTADIENE	ug/kg	330 U	330 U	330 U	330 U	330 U [330 U]	330 U
HEXACHLOROCYCLOPENTADIENE	ug/kg	3,300 U	3,300 U	3,300 U	3,300 U	3,300 U [3,300 U]	3,300 U
HEXACHLOROETHANE	ug/kg	670 U	670 U	670 U	650 U	660 U [660 U]	670 U
INDENO(1,2,3-C,D)PYRENE	ug/kg	5.3 U	5.2 U	5.3 U	5.3 U	5.2 U [5.3 U]	5.3 U
ISOPHORONE	ug/kg	330 U	330 U	330 U	330 U	330 U [330 U]	330 U
NAPHTHALENE	ug/kg	5.3 U	8 J	5.3 U	5.3 U	5.2 U [5.3 U]	5.3 U
NITROBENZENE	ug/kg	330 U	330 U	330 U	330 U	330 U [330 U]	330 U
N-NITROSODI-N-PROPYLAMINE	ug/kg	330 U	330 U	330 U	330 U	330 U [330 U]	330 U
N-NITROSODIPHENYLAMINE	ug/kg	330 U	330 U	330 U	330 U	330 U [330 U]	330 U
PENTACHLOROPHENOL	ug/kg	670 U	670 U	670 U	650 U	660 U [660 U]	670 U
PERYLENE	ug/kg	5.3 U	5.2 U	5.3 U	5.3 U	5.2 U [5.3 U]	5.3 U
PHENANTHRENE	ug/kg	5.3 U	5.2 U	5.3 U	5.3 U	5.5 J [5.3 U]	5.3 U
PHENOL	ug/kg	330 U	330 U	330 U	330 U	330 U [330 U]	330 U
PYRENE	ug/kg	5.3 U	5.2 U	5.3 U	5.3 U	5.2 U [5.3 U]	5.3 U
PYRIDINE	ug/kg	1,300 UJ	1,300 U	1,300 U	1,300 U	1,300 U [1,300 U]	1,300 U
TOTAL HMW PAHs	ug/kg	5.3 U	5.2 U	5.3 U	5.3 U	5.2 U [5.3 U]	5.3 U
TOTAL LMW PAHs	ug/kg	5.3 U	26 J	5.3 U	5.3 U	5.5 J [5.3 U]	6 J

Table C-19
Striped Bass (Fillet) Analytical Results

Location ID: / Date Analyzed:	Units	NB03FSBS333 01/18/16	NB03FSBS334 01/18/16	NB03FSBS335 01/18/16	NB03FSBS336 01/25/16	NB03FSBS337 01/25/16	NB03FSBS338 12/07/15
TOTAL PAHs	ug/kg	5.3 U	26 J	5.3 U	5.3 U	5.5 J [5.3 U]	6 J
Physical Parameters							
MOISTURE (WATER) CONTENT	%	314	286	279	311	359 [381]	335
PERCENT MOISTURE	%	75.8	74.1	73.6	75.7	78.2 [79.2]	77

Table C-19
Striped Bass (Fillet) Analytical Results

Notes:

1. Totals were calculated using detected values only. If all analytes that make up a given total are non-detect, the total will be reported as the highest detection limit of the individual analytes and will be qualified with a "U" flag to indicate it is a non-detect.
2. Total PCB Congeners (209) = sum of 209 individual congener PCBs
3. Total Aroclor PCBs (Sum of 7 Aroclors) = sum of Aroclor-1016, Aroclor-1221, Aroclor-1232, Aroclor-1242, Aroclor-1248, Aroclor-1254, and Aroclor-1260
4. Total Aroclor PCBs (Sum of 9 Aroclors) = sum of Aroclor-1016, Aroclor-1221, Aroclor-1232, Aroclor-1242, Aroclor-1248, Aroclor-1254, Aroclor-1260, Aroclor-1262, and Aroclor-1268
5. Total Alpha + Gamma Chlordane = sum of alpha-Chlordane and gamma-Chlordane
6. Total DDT (2,4) = sum of 2,4'-DDD, 2,4'-DDE, and 2,4'-DDT
7. Total DDT (4,4) = sum of 4,4'-DDD, 4,4'-DDE, and 4,4'-DDT
8. Total DDT (2,4 & 4,4) = sum of 2,4'-DDD, 2,4'-DDE, 2,4'-DDT, 4,4'-DDD, 4,4'-DDE, and 4,4'-DDT
9. Total HMW PAHs = sum of fluoranthene, pyrene, benzo(a)anthracene, chrysene, benzo(b)fluoranthene, benzo(k)fluoranthene, benzo(a)pyrene, indeno(1,2,3-cd)pyrene, dibenzo(a,h)anthracene, and benzo(g,h,i)perylene.
10. Total LMW PAHs = sum of naphthalene, 2-methylnaphthalene, acenaphthylene, acenaphthene, fluorene, phenanthrene, and anthracene.
11. Total PAHs = sum of Total LMW PAHs and Total HMW PAHs.

DDD = dichlorodiphenyldichloroethane
DDE = dichlorodiphenyldichloroethylene
DDT = dichlorodiphenyltrichloroethane
HMW = high molecular weight
LMW = low molecular weight
PAH = polycyclic aromatic hydrocarbon
PCB = polychlorinated biphenyl

% = percent
mg/kg = milligrams per kilogram
ng/g = nanograms per gram
ng/kg = nanograms per kilogram
pg/g = picograms per gram
ug/kg = micrograms per kilogram

Table C-20
Summer Flounder (Fillet) Analytical Results

Location ID: / Date Analyzed:	Units	NB03FSFC486 12/15/15	NB03FSFC487 12/15/15	NB03FSFC488 12/15/15	NB03FSFC489 01/25/16	NB03FSFC490 01/25/16	NB03FSFC491 12/07/15	NB03FSFN407 01/18/16
Dioxins/Furans								
1,2,3,4,6,7,8-HEPTACHLORODIBENZOFURAN	ng/kg	0.179 JBQ	0.174 JB	0.513 JBQ	0.16 JBQ	0.318 JB	0.666 JBQ	0.82 JB
1,2,3,4,6,7,8-HEPTACHLORODIBENZO-P-DIOXIN	ng/kg	0.199 JB	0.149 JB	0.244 JBQ	0.209 JB	0.437 JBQ	0.16 JBQ	0.217 JB
1,2,3,4,7,8,9-HEPTACHLORODIBENZOFURAN	ng/kg	0.0241 JBQ	0.0341 JBQ	0.0778 JBQ	0.216 JBQ	0.127 JBQ	0.0574 JBQ	0.0568 JBQ
1,2,3,4,7,8-HEXACHLORODIBENZOFURAN	ng/kg	0.206 JBQ	0.202 JBQ	0.307 JB	0.251 JB	0.278 JBQ	0.438 JB	0.892 JB
1,2,3,4,7,8-HEXACHLORODIBENZO-P-DIOXIN	ng/kg	0.0285 JBQ	0.016 JBQ	0.0351 JBQ	0.164 JBQ	0.102 JBQ	0.0471 JBQ	0.0553 JB
1,2,3,6,7,8-HEXACHLORODIBENZOFURAN	ng/kg	0.118 JBQ	0.11 JBQ	0.301 JBQ	0.189 JB	0.234 JB	0.337 JB	0.314 JB
1,2,3,6,7,8-HEXACHLORODIBENZO-P-DIOXIN	ng/kg	0.102 JQ	0.0709 JQ	0.258 JQ	0.186 JBQ	0.207 JBQ	0.195 JBQ	0.188 JQ
1,2,3,7,8,9-HEXACHLORODIBENZOFURAN	ng/kg	0.0348 JB	0.0503 JBQ	0.0672 JBQ	0.271 JB	0.247 JB	0.104 JB	0.103 JB
1,2,3,7,8,9-HEXACHLORODIBENZO-P-DIOXIN	ng/kg	0.0358 JQ	0.0308 J	0.0253 U	0.148 JBQ	0.116 JBQ	0.0596 JBQ	0.0806 JB
1,2,3,7,8-PENTACHLORODIBENZOFURAN	ng/kg	0.0254 U	0.0627 JBQ	0.465 JBQ	0.281 JBQ	0.405 JBQ	0.237 JB	0.201 JBQ
1,2,3,7,8-PENTACHLORODIBENZO-P-DIOXIN	ng/kg	0.289 JQ	0.0571 U	0.0818 U	0.326 JBQ	0.379 JBQ	0.0615 U	0.0878 U
2,3,4,6,7,8-HEXACHLORODIBENZOFURAN	ng/kg	0.0415 JB	0.0229 JBQ	0.0674 JB	0.093 JBQ	0.111 JBQ	0.149 JB	0.105 JBQ
2,3,4,7,8-PENTACHLORODIBENZOFURAN	ng/kg	0.513 JBQ	0.273 JB	0.911 JB	0.387 JB	0.881 JB	0.877 JB	0.659 JBQ
2,3,7,8-TETRACHLORODIBENZOFURAN	ng/kg	0.177 J	0.0899 J	0.0787 U	0.0812 JQ	0.178 JQ	0.224 J	0.104 JB
2,3,7,8-TETRACHLORODIBENZO-P-DIOXIN	ng/kg	4.53	1.78 JQ	3.75	1.26 B	3.41 QBJ	5.35	4.63
OCTACHLORODIBENZOFURAN	ng/kg	0.0415 JB	0.0503 JB	0.0639 JBQ	0.324 JBQ	0.192 JBQ	0.125 JB	0.201 JBQ
OCTACHLORODIBENZO-P-DIOXIN	ng/kg	0.294 JBQ	0.372 JBQ	0.332 JB	0.442 JBQ	0.307 JBQ	0.312 JBQ	0.407 JB
PERCENT LIPIDS	%	0.78	0.29	0.78	0.3	10	0.68	0.2
Metals								
ALUMINUM	mg/kg	5.44 U	5.44 U	5.6 U	4.12 U	5.23 U	5.54 U	5.54 U
ANTIMONY	mg/kg	0.0641 U	0.0641 U	0.066 U	0.0485 U	0.0617 U	0.066 U	0.0653 U
ARSENIC	mg/kg	1.02	1.44	2.04	1.62	1.13	1.66	1.61
BARIUM	mg/kg	0.179 U	0.179 U	0.184 U	0.135 U	0.172 U	0.184 U	0.182 U
BERYLLIUM	mg/kg	0.0138 U	0.0138 U	0.0142 U	0.0104 U	0.0133 U	0.0142 U	0.0141 U
CADMIUM	mg/kg	0.0447 U	0.0447 U	0.046 U	0.0338 U	0.043 U	0.046 U	0.0455 U
CALCIUM	mg/kg	2,100	540	1,060	683	540	1,160	693
CHROMIUM	mg/kg	0.14 B	0.0971 U	0.106 B	0.0735 U	0.0935 U	0.1 U	0.099 U
COBALT	mg/kg	0.0194 U	0.0194 U	0.02 U	0.0147 U	0.0187 U	0.02 U	0.0198 U
COPPER	mg/kg	0.159 B	0.164 B	0.135 B	0.177 B	0.228 B	0.132 B	0.192 B
IRON	mg/kg	4.49 U	4.49 U	4.62 U	3.4 U	4.32 U	4.62 U	4.57 U
LEAD	mg/kg	0.0252 U	0.0252 U	0.026 U	0.0191 U	0.0243 U	0.026 U	0.0257 U
MAGNESIUM	mg/kg	370	338	360	361	366	364	353
MANGANESE	mg/kg	0.274 B	0.221 B	0.413	0.181 B	0.333 B	0.361 B	0.166 U
MERCURY	ng/g	112	67.1	170	110	128	348	99.8
METHYL MERCURY	ng/g	124	65.9	158	149	157 J	400	129
NICKEL	mg/kg	0.183 U	0.183 U	0.188 U	0.138 U	0.176 U	0.188 U	0.186 U
POTASSIUM	mg/kg	4,540	4,650	4,770	4,660	4,830	4,840	4,750
SELENIUM	mg/kg	0.566	0.698	0.694	0.443	0.431	0.683	0.575
SILVER	mg/kg	0.0194 U	0.0194 U	0.02 U	0.0147 U	0.0187 U	0.02 U	0.0198 U
SODIUM	mg/kg	425	416	435	481	418	381	466
THALLIUM	mg/kg	0.0291 U	0.0291 U	0.03 U	0.0221 U	0.028 U	0.03 U	0.0297 U
TITANIUM	mg/kg	0.165 U	0.165 U	0.17 U	0.272 U	0.346 U	0.17 U	0.366 U
VANADIUM	mg/kg	0.0291 U	0.0291 U	0.03 U	0.0221 U	0.028 U	0.03 U	0.0297 U
ZINC	mg/kg	7.85	7.25	6.23	5.47	5.29	4.77	7.41

Table C-20
Summer Flounder (Fillet) Analytical Results

Location ID: / Date Analyzed:	Units	NB03FSFC486 12/15/15	NB03FSFC487 12/15/15	NB03FSFC488 12/15/15	NB03FSFC489 01/25/16	NB03FSFC490 01/25/16	NB03FSFC491 12/07/15	NB03FSFN407 01/18/16
Butyltins								
DIBUTYLTIN	ug/kg	1.3 U	1.3 U	1.2 U	1.3 UJ	1.3 UJ	1.2 U	1.3 UJ
MONOBUTYLTIN	ug/kg	20 UCN	20 UCN	19 UCN	20 UCNJ	20 UCNJ	20 UCN	21 UJCN
TETRA-N-BUTYLTIN	ug/kg	1.7 U	1.7 U	1.6 U	1.7 UJ	1.7 UJ	1.6 U	1.7 UJ
TRIBUTYLTIN	ug/kg	1.5 U	1.5 U	1.4 U	1.5 UJ	1.5 UJ	1.4 U	1.5 UJ
Aroclor PCBs								
AROCLOR 1016	ug/kg	7 U	7 U	7.2 U	7.2 U	7 U	7 U	7.2 U
AROCLOR 1221	ug/kg	9 U	9 U	9.1 U	9.1 U	9 U	8.9 U	9.2 U
AROCLOR 1232	ug/kg	16 U	16 U	16 U	16 U	16 U	15 U	16 U
AROCLOR 1242	ug/kg	6.4 U	6.4 U	6.6 U	6.6 U	6.4 U	6.4 U	6.6 U
AROCLOR 1248	ug/kg	31 J	22 J	80	6.6 U	30 J	190	6.6 U
AROCLOR 1254	ug/kg	27 J	22 J	130	23 J	48 J	340	24 J
AROCLOR 1260	ug/kg	NA	NA	NA	NA	NA	210 PJ	NA
AROCLOR 1262	ug/kg	6.4 U	6.4 U	6.6 U	6.6 U	6.4 U	6.4 U	6.6 U
AROCLOR 1268	ug/kg	6.4 U	6.4 U	6.6 U	6.6 U	6.4 U	6.4 U	6.6 U
TOTAL AROCLOR PCBs (SUM OF 7 AROCLORS)	ug/kg	58 J	44 J	210	23 J	78 J	740 J	24 J
TOTAL AROCLOR PCBs (SUM OF 9 AROCLORS)	ug/kg	58 J	44 J	210	23 J	78 J	740 J	24 J
Pesticides								
2,4'-DDD	pg/g	740 B	569 B	792 B	117 J	1,210 J	1,480	455
2,4'-DDE	pg/g	1,020 B	708 B	1,990 B	169 J	919 J	2,000	569
2,4'-DDT	pg/g	32.8 J	23.3 J	140	10.8 UJ	40.2 J	287	22.1 J
4,4'-DDD	pg/g	3,790 B	3,260 B	11,700 B	454 J	4,070 J	16,600	3,170
4,4'-DDE	pg/g	8,500 B	7,520 B	31,000 BD	1,170 J	7,190 J	35,000 BD	8,770 B
4,4'-DDT	pg/g	134 BJ	167 B	943 B	21.1 J	155 J	2,130	196 J
ALDRIN	pg/g	7.19 J	4.2 J	6.74 J	9.16 UJ	5.39 J	9.16 U	4.69 J
ALPHA BHC	pg/g	26.8 J	16.2 J	17.9 J	6.4 UJ	11.7 J	14.3 J	7.99 J
ALPHA ENDOSULFAN	pg/g	57.4 U	57.4 U	57.4 U	57.4 UJ	57.4 UJ	57.4 U	57.4 U
BETA BHC	pg/g	23.2 J	11 J	17.9 J	11.1 UJ	18.1 J	10.5 J	7.12 J
BETA ENDOSULFAN	pg/g	58.3 U	58.3 U	58.3 U	58.3 UJ	58.3 UJ	58.3 U	58.3 U
CIS-CHLORDANE	pg/g	1,980	1,090	2,560	234 J	1,800 J	1,940	991
CIS-NONACHLOR	pg/g	734	456	1,680	91.5 J	792 J	1,140	459
DELTA BHC	pg/g	5.08 U	5.08 U	5.08 U	5.08 UJ	5.08 UJ	5.08 U	5.08 U
DIELDRIN	pg/g	1,730	1,140	1,580	264 J	1,690 J	1,010	775
ENDOSULFAN SULFATE	pg/g	63.3 U	63.3 U	63.3 U	63.3 UJ	63.3 UJ	63.3 U	63.3 U
ENDRIN	pg/g	11.6 J	13.9 U	11.5 J	13.9 UJ	13.9 UJ	13.9 U	13.9 U
ENDRIN ALDEHYDE	pg/g	131 U	131 U	131 U	131 UJ	131 UJ	131 U	R
ENDRIN KETONE	pg/g	76 U	76 U	76 U	76 UJ	76 UJ	76 U	R
GAMMA BHC (LINDANE)	pg/g	8.71 J	6.95 J	7.83 J	7.69 UJ	7.69 UJ	6.35 J	3.29 J
HEPTACHLOR	pg/g	32.5 U	32.5 U	32.5 U	32.5 UJ	32.5 UJ	32.5 UJ	32.5 U
HEPTACHLOR EPOXIDE	pg/g	532	314	376	58.5 J	351 J	273	175
HEXACHLOROBENZENE	pg/g	608 B	406 B	536 B	101 BJ	551 BJ	310 B	294 B
METHOXYCHLOR	pg/g	38.9 UJ	38.9 UJ	38.9 U	38.9 UJ	38.9 UJ	38.9 UJ	R
MIREX	pg/g	35.8 J	26.2 J	88.9	9.33 UJ	41.2 J	67.6	R
OXYCHLORDANE	pg/g	946	720	933	105 J	857 J	967	758
TRANS-CHLORDANE	pg/g	830 J	423	725	124 J	775 J	514	341

Table C-20
Summer Flounder (Fillet) Analytical Results

Location ID: / Date Analyzed:	Units	NB03FSFC486 12/15/15	NB03FSFC487 12/15/15	NB03FSFC488 12/15/15	NB03FSFC489 01/25/16	NB03FSFC490 01/25/16	NB03FSFC491 12/07/15	NB03FSFN407 01/18/16
TRANS-HEPTACHLOR EPOXIDE	pg/g	17 U	17 U	17 U	17 UJ	17 UJ	17 U	17 U
TRANS-NONACHLOR	pg/g	1,860	1,160	4,460	203 J	1,810 J	2,760	1,040
TOTAL ALPHA + GAMMA CHLORDANE	pg/g	2,810 J	1,510	3,290	358 J	2,580 J	2,450	1,330
TOTAL DDT (2,4)	pg/g	1,790 J	1,300 J	2,920	286 J	2,170 J	3,770	1,050 J
TOTAL DDT (4,4)	pg/g	12,400 J	10,900	43,600	1,650 J	11,400 J	53,700	12,100 J
TOTAL DDT (2,4 & 4,4)	pg/g	14,200 J	12,200 J	46,600	1,930 J	13,600 J	57,500	13,200 J
PCB Congeners								
PCB-1	ng/kg	19.7 B	14.6 B	19.5 B	10.1 B	30.7 B	35.3	12.7
PCB-2	ng/kg	2.15	1.37 J	1.85 J	1.15 J	2.85	3.1	1.75 J
PCB-3	ng/kg	1.06 U	1.09 U	1.09 U	1.53 J	2.62 J	1.09 U	1.08 U
PCB-4	ng/kg	310 E	183	306 E	112 B	402 BE	543 E	150
PCB-5	ng/kg	1.79 J	1.29 J	1.57 J	1.05 J	3.83 J	5.36	1.51 J
PCB-6	ng/kg	40.2	33.2	40.7	28.9 B	105 B	107	36.8 B
PCB-7	ng/kg	6.68	5.31	9.74	4.63	17	14.9	19.1
PCB-8	ng/kg	154 B	128 B	146 B	125 B	423 BE	371 BE	159 B
PCB-9	ng/kg	11.3	8.82	11.7	7.24	27.8	27.3	9.19
PCB-10	ng/kg	41.1	25.3	51.2	16.3	56.1	72.7	22.4
PCB-11	ng/kg	30	20.3	31.1	3.3 U	3.32 U	56.7 B	3.35 U
PCB-12/13	ng/kg	3.62 J	3.04 J	3.81 J	2.19 J	6.72	7.28	2.89 J
PCB-14	ng/kg	0.77 U	0.796 U	0.792 U	0.777 U	0.78 U	0.795 U	2.8
PCB-15	ng/kg	1.54 U	1.59 U	1.58 U	6.93	26.4	38 B	11.8
PCB-16	ng/kg	70.7	50.9	86	27.7 B	97.1 B	255	51.6
PCB-17	ng/kg	551 E	411 E	604 E	284 B	1,110 BE	1,620 E	409 BE
PCB-18/30	ng/kg	1,000 E	711 E	1,150 E	491 B	1,860 BE	2,810 BE	621 BE
PCB-19	ng/kg	208	142	281	97.7	346 E	559 E	131
PCB-20/28	ng/kg	1,890 BE	1,540 BE	2,840 BE	1,110 BE	4,730 BE	9,630 E	2,810 BE
PCB-21/33	ng/kg	220	184	219	178	762 E	824 E	272
PCB-22	ng/kg	349 BE	246 B	446 BE	305 BE	855 BE	1,190 E	399 BE
PCB-23	ng/kg	0.916 J	0.744 J	1.36 J	0.736 J	2.8	4.2	1.02 J
PCB-24	ng/kg	13.9	8.68	16.4	6.31	24.7	42	6.74
PCB-25	ng/kg	151	86.3	226	85.1	375 E	437 E	92.7
PCB-26/29	ng/kg	364	240	732 E	245	905 E	1,260 E	292
PCB-27	ng/kg	114	78.1	170	50.6	182	377 E	70.6
PCB-31	ng/kg	1,240 BE	811 BE	1,950 BE	778 BE	3,050 BE	4,180 E	1,040 BE
PCB-32	ng/kg	436 BE	314 BE	545 BE	247	933 E	1,500 E	351 BE
PCB-34	ng/kg	10.4	8.34	19.4	8.19	31.9	44.6	10.9
PCB-35	ng/kg	0.866 U	0.896 U	0.891 U	0.874 U	0.878 U	0.895 U	0.886 U
PCB-36	ng/kg	0.77 U	0.796 U	0.792 U	0.777 U	0.78 U	0.795 U	0.787 U
PCB-37	ng/kg	22.1	14.5	23.4	10.7	47.5	104	26.8
PCB-38	ng/kg	1.15 J	0.697 U	2.46	1.11 J	3.55	10.9	1.64 J
PCB-39	ng/kg	4.36	3.51	4.66	4.32	16.4	25.3	6.13
PCB-40/71	ng/kg	603	428	923	336	1,380 E	3,500 E	537
PCB-41	ng/kg	52.1	35.5	39.6	25.9	106	273	47.8
PCB-42	ng/kg	456	271	922 E	206	806 E	2,830 E	315
PCB-43	ng/kg	59.7	43.8	104	31.4	138	381	50.4

Table C-20
Summer Flounder (Fillet) Analytical Results

Location ID: / Date Analyzed:	Units	NB03FSFC486 12/15/15	NB03FSFC487 12/15/15	NB03FSFC488 12/15/15	NB03FSFC489 01/25/16	NB03FSFC490 01/25/16	NB03FSFC491 12/07/15	NB03FSFN407 01/18/16
PCB-44/47/65	ng/kg	1,570	1,280	4,370 E	725	3,150 E	14,700 E	2,090 BE
PCB-45	ng/kg	226	134	357	84	352	918 E	126
PCB-46	ng/kg	9.68	6.3	12.5	3.6	12.1	35	5.7
PCB-48	ng/kg	237	174	243	144	596 E	1,380 E	229
PCB-49/69	ng/kg	1,610 E	991	5,360 E	869	3,470 E	13,000 E	1,240 E
PCB-50/53	ng/kg	289	206	361	158	582	1,180	194
PCB-51	ng/kg	203	139	245	125	493	887 E	183
PCB-52	ng/kg	3,600 E	1,890 E	7,850 E	1,740 BE	7,360 BE	17,900 BE	1,990 BE
PCB-54	ng/kg	32.8	20.6	40	15.2	53.1	94.3	21.5
PCB-55	ng/kg	10.2	5.7	14.6	1.17 U	1.17 U	1.19 U	1.18 U
PCB-56	ng/kg	366	210	602 E	180	837 E	1,730 E	259
PCB-57	ng/kg	9.56	5.62	34.5	5.34	29.7	57.3	5.3
PCB-58	ng/kg	6.38	3.34 J	16	4.04 J	16.6	45.4	5.89
PCB-60	ng/kg	246	227	590	147	638 E	2,310 E	497
PCB-61/70/74/76	ng/kg	2,430 E	1,620	5,800 E	1,210	5,760 E	18,900 E	2,570 E
PCB-62/75	ng/kg	208	147	508	102	418	1,560	215
PCB-63	ng/kg	135	64.4	336	73.7	355	839 E	88.2
PCB-64	ng/kg	748 BE	470 B	2,070 BE	388	1,600 E	5,380 E	678 BE
PCB-66	ng/kg	1,440 BE	1,370 BE	4,240 BE	829 BE	3,910 BE	18,800 E	3,110 BE
PCB-67	ng/kg	35	19.8	67.6	16.5	79.2	165	19.8
PCB-68	ng/kg	39	18	128	22	107	245	27.4
PCB-72	ng/kg	55	1.29 U	203	32.1	151	350	33.7
PCB-73	ng/kg	1.35 U	1.39 U	1.39 U	1.36 U	1.37 U	60.8	1.38 U
PCB-77	ng/kg	72.4	41.5	37.6	16.8	113	244	60.3
PCB-78	ng/kg	1.54 U	1.59 U	1.58 U	1.55 U	1.56 U	1.59 U	1.57 U
PCB-79	ng/kg	7.06	5.09	33.7	4.62 J	18.8	84	7.12
PCB-80	ng/kg	1.06 U	1.09 U	1.09 U	1.07 U	1.07 U	1.09 U	1.08 U
PCB-81	ng/kg	3.53 J	2.76 J	37.2	1.75 U	1.76 U	20.6	4.43 J
PCB-82	ng/kg	69.5	38	178	25.6	99.2	621 E	42.2
PCB-83	ng/kg	12.6	9.24 J	40.7	5.86 J	19.2	2.88 U	9.89
PCB-84	ng/kg	134	80.6	296	47.4	173	828 E	73.1
PCB-85/116/117	ng/kg	388	321	1,630	181	946	5,590 E	560
PCB-86/87/97/109/119/125	ng/kg	799	495	3,430	397	1,780	9,890 E	708
PCB-88	ng/kg	2.12 U	2.19 U	2.18 U	2.14 U	2.15 U	2.19 U	2.17 U
PCB-89	ng/kg	11.1	7.78	16.3	5.7	22.2	79.5	9.15
PCB-90/101/113	ng/kg	1,710 B	947 B	8,170 BE	915 B	4,490 BE	21,400 BE	1,120 B
PCB-91	ng/kg	246	162	1,230 E	128	587 E	2,770 E	193
PCB-92	ng/kg	618 E	288	2,040 E	288 B	1,400 BE	4,720 E	290 B
PCB-93/100	ng/kg	66.9	77.8	313	32.1	154	1,240 E	137
PCB-94	ng/kg	8.75	6.23	21.3	3.97 J	13.8	50.5	5.61
PCB-95	ng/kg	1,110 E	648 E	2,410 E	510	2,090 E	8,530 E	711 E
PCB-96	ng/kg	12.9	8.18	23.2	5.45	21	58.6	7.23
PCB-98/102	ng/kg	58.8	46.1	124	35.9	149	454	51.4
PCB-99	ng/kg	1,780 E	1,470 E	8,270 E	813 E	4,420 E	24,700 E	2,310 BE
PCB-103	ng/kg	37.3	19.6	152	21.6	93.9	410	25.9

Table C-20
Summer Flounder (Fillet) Analytical Results

Location ID: / Date Analyzed:	Units	NB03FSFC486 12/15/15	NB03FSFC487 12/15/15	NB03FSFC488 12/15/15	NB03FSFC489 01/25/16	NB03FSFC490 01/25/16	NB03FSFC491 12/07/15	NB03FSFN407 01/18/16
PCB-104	ng/kg	5.74	3.58 J	12.5	1.36 U	10.2	43.4	4.95
PCB-105	ng/kg	543	479	2,280 E	375	1,650 E	7,340 E	1,160 BE
PCB-106	ng/kg	1.64 U	1.69 U	1.68 U	1.65 U	1.66 U	1.69 U	1.67 U
PCB-107	ng/kg	288	167	909 E	166	927 E	2,170 E	259
PCB-108/124	ng/kg	59.5	24.9	162	30.2	152	414	33.7
PCB-110/115	ng/kg	3.75 U	844 B	6,790 BE	712 B	3,390 BE	17,600 E	1,250 BE
PCB-111	ng/kg	8.57	4.58 J	30.1	4.27 J	18.3	67.1	5.97
PCB-112	ng/kg	6.81	2.08 J	1.39 U	1.36 U	1.37 U	1.39 U	1.38 U
PCB-114	ng/kg	60.6	41.6	183	35.6	170	615 E	98.8
PCB-118	ng/kg	2,810 BE	1,880 BE	10,500 BE	1,650 BE	8,110 BE	29,300 E	3,950 BE
PCB-120	ng/kg	34	21.2	142	17.3	79	287	26.7
PCB-121	ng/kg	3.76 J	2.81 J	11.3	1.76 J	8.69	38.2	3.17 J
PCB-122	ng/kg	5.64	2.86 J	11.2	2.82 J	18.4	41	3.59 J
PCB-123	ng/kg	39.2	26.4	128	22.3	95.2	519	82.1
PCB-126	ng/kg	R	R	R	11.9	57.6	45.6	1.57 U
PCB-127	ng/kg	3.55 J	2.7 J	11.6	1.38 J	12.1	39.7	4.48 J
PCB-128/166	ng/kg	188	173	1,170	119	542	3,520 E	357
PCB-129/138/163	ng/kg	2,490 E	1,750	11,500 E	1,360	6,420 E	37,700 E	2,850 BE
PCB-130	ng/kg	198	83.9	567	94.2	482	1,310 E	87.6
PCB-131	ng/kg	7.13	4.24 J	32.9	3.46 J	12.5	96.5	5.15
PCB-132	ng/kg	202	119	1,010 E	111	477	2,880 E	152 B
PCB-133	ng/kg	98.8	55.4	329	59.6	292	934 E	95
PCB-134	ng/kg	44.5	24.3	146	17	64.5	396	23.9
PCB-135/151	ng/kg	882	420	2,640 E	443	2,040 E	6,110 E	404
PCB-136	ng/kg	100	60.9	305	53.5	191	850 E	67
PCB-137	ng/kg	109	86.2	488	53.5	271	1,760 E	153
PCB-139/140	ng/kg	22.3	26.4	164	14	67.6	642	53.5
PCB-141	ng/kg	241 B	113 B	934 BE	128 B	626 BE	3,150 E	156 B
PCB-142	ng/kg	1.64 U	1.69 U	1.68 U	1.65 U	1.66 U	2.1 J	1.67 U
PCB-143	ng/kg	3.18 U	3.28 U	3.27 U	3.2 U	3.22 U	3.28 U	3.25 U
PCB-144	ng/kg	79.9	39.1	257	41.1	185	767 E	43.1
PCB-145	ng/kg	1.54 U	1.59 U	1.58 U	1.55 U	1.56 U	2.82 J	1.57 U
PCB-146	ng/kg	752 E	435	2,700 E	387	1,960 E	7,300 E	495 B
PCB-147/149	ng/kg	941 B	541 B	5,030 BE	524 B	2,280 BE	11,800 BE	585 B
PCB-148	ng/kg	18.1	12.8	60	11.5	40.1	177	18.1
PCB-150	ng/kg	7.24	4.6 J	28.8	4.51 J	16	64.7	5.11
PCB-152	ng/kg	1.6 J	1.39 U	5.57	1.36 U	3.72 J	14.5	1.38 U
PCB-153/168	ng/kg	2,700 BE	2,160 BE	13,700 BE	1,490 BE	6,950 BE	46,800 BE	3,030 BE
PCB-154	ng/kg	104	94.4	446	64.1	239	1,330 E	141
PCB-155	ng/kg	12.9	16.6	64.2	7.08	23.3	285	37.5
PCB-156/157	ng/kg	307	203	1,110	180	956	3,140 E	388
PCB-158	ng/kg	99.3	114	724 E	63.4	287	2,900 E	232
PCB-159	ng/kg	1.35 U	1.39 U	1.39 U	1.36 U	1.95 J	1.39 U	1.38 U
PCB-160	ng/kg	9.19 J	6.27 U	6.24 U	6.12 U	6.15 U	6.26 U	6.2 U
PCB-161	ng/kg	2.32 J	1.29 U	1.29 U	1.26 U	1.27 U	1.29 U	1.28 U

Table C-20
Summer Flounder (Fillet) Analytical Results

Location ID: / Date Analyzed:	Units	NB03FSFC486 12/15/15	NB03FSFC487 12/15/15	NB03FSFC488 12/15/15	NB03FSFC489 01/25/16	NB03FSFC490 01/25/16	NB03FSFC491 12/07/15	NB03FSFN407 01/18/16
PCB-162	ng/kg	25.7	14.7	84.7	17.9	86	274	25.9
PCB-164	ng/kg	53.8	31.5	331	32.3	154	866 E	41.1
PCB-165	ng/kg	6.96	3.67 J	24.2	4.15 J	17.4	69.8	4.4 J
PCB-167	ng/kg	134	84.7	476	77.4	440	1,270 E	161
PCB-169	ng/kg	1.44 U	1.49 U	1.49 U	1.46 U	1.46 U	1.49 U	1.48 U
PCB-170	ng/kg	439	291	1,780 E	205	1,090 E	6,360 E	443
PCB-171/173	ng/kg	R	R	R	60.6	302	2,290 E	181
PCB-172	ng/kg	94.8	61.5	379	48.5	257	1,410 E	81
PCB-174	ng/kg	106	67.9	629 E	72.3	297	2,080 E	84.1
PCB-175	ng/kg	R	R	R	18	77.2	382	27.6
PCB-176	ng/kg	20.6	11.2	90.2	13.6	54.4	331	14.6
PCB-177	ng/kg	324	150	940 E	174	794 E	2,540 E	151
PCB-178	ng/kg	255	148	774 E	150	703 E	2,500 E	197
PCB-179	ng/kg	103	58	395	58.2	213	1,230 E	60.5
PCB-180/193	ng/kg	1,370 E	998	5,480 E	667	3,540 E	20,800 E	1,430 BE
PCB-181	ng/kg	R	R	R	R	R	86	R
PCB-182	ng/kg	5.47	4.59 J	22.6	3.69 J	13.3	104	6.5
PCB-183/185	ng/kg	R	R	R	202	939	7,320 E	448
PCB-184	ng/kg	3.32 J	3.38 J	11.9	2.05 J	6.14	48	5.32
PCB-186	ng/kg	1.44 U	1.49 U	1.49 U	1.46 U	1.46 U	1.49 U	1.48 U
PCB-187	ng/kg	1,420 E	922 E	4,940 E	828 E	3,960 E	15,400 E	1,140 BE
PCB-188	ng/kg	16.3	10.5	31.6	11.4	21	102	32.3
PCB-189	ng/kg	18.5	14.2	85.2	11.8	60.6	238	23.8
PCB-190	ng/kg	92.8	72.9	409	43.2	222	1,560 E	112
PCB-191	ng/kg	20.7	15.2	81.4	10.6	52.4	347	24
PCB-192	ng/kg	1.25 U	1.29 U	1.29 U	1.26 U	1.27 U	3.04 J	1.28 U
PCB-194	ng/kg	177	141	935 E	109	551	2,710 E	253
PCB-195	ng/kg	48.8	45	279	31.9	152	909 E	84.9
PCB-196	ng/kg	104	104	494	72.2	313	2,030 EJ	190
PCB-197/200	ng/kg	20	16.2	99	17.4	57.2	328	25.1
PCB-198/199	ng/kg	312	267	1,450	217	995	4,520 E	449
PCB-201	ng/kg	51.3	41.9	212	42.8	134	731	69
PCB-202	ng/kg	208	144	699	146	662	1,970 E	228
PCB-203	ng/kg	207	191	1,030 E	130	654	3,520 E	280
PCB-204	ng/kg	2.02 U	2.09 U	2.08 U	2.04 U	2.05 U	7.63	2.07 U
PCB-205	ng/kg	6.56	5.66	45.1	5.1	23.1	121	8.55
PCB-206	ng/kg	139	147	782	110	417	1,870 E	249
PCB-207	ng/kg	18.1	19.7	81.1	16.1	45.5	218	31.2
PCB-208	ng/kg	86.9	81	373	73	255	772	149
PCB-209	ng/kg	87.7	89.1	444	85.8	211	R	186 B
TOTAL PCB CONGENERS (209)	ng/kg	48,600 J	34,000 J	162,000 J	27,200 J	122,000 J	495,000 J	51,000 J
Semivolatiles								
1,2,4,5-TETRACHLOROBENZENE	ug/kg	330 U	330 U	330 U	330 U	330 U	330 U	330 U
1,2-DIPHENYLHYDRAZINE	ug/kg	330 U	330 U	330 U	330 U	330 U	330 U	330 U
1-METHYLNAPHTHALENE	ug/kg	12 J	5.3 U	5.3 U	5.3 U	5.2 U	5.3 U	5.3 U

Table C-20
Summer Flounder (Fillet) Analytical Results

Location ID: / Date Analyzed:	Units	NB03FSFC486 12/15/15	NB03FSFC487 12/15/15	NB03FSFC488 12/15/15	NB03FSFC489 01/25/16	NB03FSFC490 01/25/16	NB03FSFC491 12/07/15	NB03FSFN407 01/18/16
2,3,4,6-TETRACHLOROPHENOL	ug/kg	1,300 U	1,300 U	1,300 U	1,300 U	1,300 U	1,300 U	1,300 U
2,4,5-TRICHLOROPHENOL	ug/kg	330 U	330 U	330 U	330 U	330 U	330 U	330 U
2,4,6-TRICHLOROPHENOL	ug/kg	330 U	330 U	330 U	330 U	330 U	330 U	330 U
2,4-DICHLOROPHENOL	ug/kg	330 U	330 U	330 U	330 U	330 U	330 U	330 U
2,4-DIMETHYLPHENOL	ug/kg	330 U	330 U	330 U	330 U	330 U	330 U	330 U
2,4-DINITROPHENOL	ug/kg	5,900 U	6,000 U	5,900 U	6,000 U	6,000 U	6,000 U	6,000 U
2,4-DINITROTOLUENE	ug/kg	1,300 U	1,300 U	1,300 U	1,300 U	1,300 U	1,300 U	1,300 U
2,6-DINITROTOLUENE	ug/kg	330 U	330 U	330 U	330 U	330 U	330 U	330 U
2-CHLORONAPHTHALENE	ug/kg	130 U	130 U	130 U	130 U	130 U	130 U	130 U
2-CHLOROPHENOL	ug/kg	330 U	330 U	330 U	330 U	330 U	330 U	330 U
2-METHYLNAPHTHALENE	ug/kg	23	5.3 U	5.3 U	5.3 U	5.2 U	5.3 U	5.3 U
2-METHYLPHENOL (O-CRESOL)	ug/kg	330 U	330 U	330 U	330 U	330 U	330 U	330 U
2-NITROANILINE	ug/kg	330 U	330 U	330 U	330 U	330 U	330 U	330 U
2-NITROPHENOL	ug/kg	330 U	330 U	330 U	330 U	330 U	330 U	330 U
3,3'-DICHLOROBENZIDINE	ug/kg	2,000 U	2,000 U	2,000 U	2,000 U	2,000 U	2,000 U	2,000 U
3-NITROANILINE	ug/kg	1,300 U	1,300 U	1,300 U	1,300 U	1,300 U	1,300 U	1,300 U
4,6-DINITRO-2-METHYLPHENOL	ug/kg	3,300 U	3,300 U	3,300 U	3,300 U	3,300 U	3,300 U	3,300 U
4-BROMOPHENYL PHENYL ETHER	ug/kg	330 U	330 U	330 U	330 U	330 U	330 U	330 U
4-CHLORO-3-METHYLPHENOL	ug/kg	330 U	330 U	330 U	330 U	330 U	330 U	330 U
4-CHLOROANILINE	ug/kg	650 U	670 U	660 U	660 U	670 U	670 U	670 U
4-CHLOROPHENYL PHENYL ETHER	ug/kg	330 U	330 U	330 U	330 U	330 U	330 U	330 U
4-METHYLPHENOL (P-CRESOL)	ug/kg	330 U	330 U	330 U	330 U	330 U	330 U	330 U
4-NITROANILINE	ug/kg	1,300 U	1,300 U	1,300 U	1,300 U	1,300 U	1,300 U	1,300 U
4-NITROPHENOL	ug/kg	3,300 U	3,300 U	3,300 U	3,300 U	3,300 U	3,300 U	3,300 U
ACENAPHTHENE	ug/kg	8.3 J	5.3 U	5.3 U	5.3 U	5.2 U	5.3 U	5.3 U
ACENAPHTHYLENE	ug/kg	5.2 U	5.3 U	5.3 U	5.3 U	5.2 U	5.3 U	5.3 U
ACETOPHENONE	ug/kg	330 U	330 U	330 U	330 U	330 U	330 U	330 U
ANTHRACENE	ug/kg	5.2 U	5.3 U	5.3 U	5.3 U	5.2 U	5.3 U	5.3 U
ATRAZINE	ug/kg	650 U	670 U	660 U	660 U	670 U	670 U	670 U
BENZALDEHYDE	ug/kg	1,300 U	1,300 U	1,300 U	1,300 UJ	1,300 UJ	1,300 U	1,300 U
BENZIDINE	ug/kg	14,000 U	14,000 U	14,000 U	14,000 UJ	14,000 UJ	14,000 U	14,000 U
BENZO(A)ANTHRACENE	ug/kg	5.2 U	5.3 U	5.3 U	5.3 U	5.2 U	5.3 U	5.3 U
BENZO(A)PYRENE	ug/kg	5.2 U	5.3 U	5.3 U	5.3 U	5.2 UJ	5.3 U	5.3 UJ
BENZO(B)FLUORANTHENE	ug/kg	5.2 U	5.3 U	5.3 U	5.3 U	5.2 UJ	5.3 U	5.3 UJ
BENZO(G,H,I)PERYLENE	ug/kg	5.2 U	5.3 U	5.3 U	5.3 U	5.2 UJ	5.3 U	5.3 UJ
Benzo(j)+(k)Fluoranthene	ug/kg	5.2 U	5.3 U	5.3 U	5.3 U	5.2 UJ	5.3 U	5.3 UJ
BENZO[E]PYRENE	ug/kg	5.2 U	5.3 U	5.3 U	5.3 U	5.2 U	5.3 U	5.3 U
BENZOIC ACID	ug/kg	3,300 U	3,300 U	3,300 U	3,300 U	3,300 U	3,300 U	3,300 U
BENZYL BUTYL PHTHALATE	ug/kg	1,300 U	1,300 U	1,300 U	1,300 U	1,300 U	1,300 U	1,300 U
BIPHENYL (DIPHENYL)	ug/kg	330 U	330 U	330 U	330 U	330 U	330 U	330 U
BIS(2-CHLOROETHOXY) METHANE	ug/kg	330 U	330 U	330 U	330 U	330 U	330 U	330 U
BIS(2-CHLOROETHYL) ETHER (2-CHLOROETHYL ETHER	ug/kg	330 U	330 U	330 U	330 U	330 U	330 U	330 U
BIS(2-CHLOROISOPROPYL) ETHER	ug/kg	330 U	330 U	330 U	330 U	330 U	330 U	330 U
BIS(2-ETHYLHEXYL) PHTHALATE	ug/kg	1,300 U	1,300 U	1,300 U	1,300 U	1,300 U	1,300 U	1,300 U
C1-CHRYSENES	ug/kg	5.2 U	5.3 U	5.3 U	5.3 U	5.2 U	5.3 U	5.3 U

Table C-20
Summer Flounder (Fillet) Analytical Results

Location ID: / Date Analyzed:	Units	NB03FSFC486 12/15/15	NB03FSFC487 12/15/15	NB03FSFC488 12/15/15	NB03FSFC489 01/25/16	NB03FSFC490 01/25/16	NB03FSFC491 12/07/15	NB03FSFN407 01/18/16
C1-FLUORANTHENES/PYRENES	ug/kg	5.2 U	5.3 U	5.3 U	5.3 U	5.2 U	5.3 U	5.3 U
C1-FLUORENES	ug/kg	5.2 U	5.3 U	5.3 U	5.3 U	5.2 U	5.3 U	5.3 U
C1-NAPHTHALENES	ug/kg	22	5.3 U	5.3 U	5.3 U	5.2 U	5.3 U	5.3 U
C1-PHENANTHRENE/ANTHRACENE	ug/kg	5.2 U	5.3 U	5.3 U	5.3 U	5.2 U	5.3 U	5.3 U
C2-CHRYSENE	ug/kg	5.2 U	5.3 U	5.3 U	5.3 U	5.2 U	5.3 U	5.3 U
C2-FLUORANTHENES/PYRENE	ug/kg	5.2 U	5.3 U	5.3 U	5.3 U	5.2 U	5.3 U	5.3 U
C2-FLUORENES	ug/kg	5.2 U	5.3 U	5.3 U	5.3 U	5.2 U	5.3 U	5.3 U
C2-NAPHTHALENES	ug/kg	9.4 J	5.3 U	5.3 U	5.3 U	5.2 U	5.3 U	5.3 U
C2-PHENANTHRENE/ANTHRACENE	ug/kg	5.2 U	5.3 U	5.3 U	5.3 U	5.2 U	5.3 U	5.3 U
C3-CHRYSENE	ug/kg	5.2 U	5.3 U	5.3 U	5.3 U	5.2 U	5.3 U	5.3 U
C3-FLUORANTHENES/PYRENE	ug/kg	5.2 U	5.3 U	5.3 U	5.3 U	5.2 U	5.3 U	5.3 U
C3-FLUORENES	ug/kg	5.2 U	5.3 U	5.3 U	5.3 U	5.2 U	5.3 U	5.3 U
C3-NAPHTHALENES	ug/kg	5.2 U	5.3 U	5.3 U	5.3 U	5.2 U	5.3 U	5.3 U
C3-PHENANTHRENE/ANTHRACENE	ug/kg	5.2 U	5.3 U	5.3 U	5.3 U	5.2 U	5.3 U	5.3 U
C4-CHRYSENE	ug/kg	5.2 U	5.3 U	5.3 U	5.3 U	5.2 U	5.3 U	5.3 U
C4-NAPHTHALENES	ug/kg	5.2 U	5.3 U	5.3 U	5.3 U	5.2 U	5.3 U	5.3 U
C4-PHENANTHRENE/ANTHRACENE	ug/kg	5.2 U	5.3 U	5.3 U	5.3 U	5.2 U	5.3 U	5.3 U
CAPROLACTAM	ug/kg	650 U	670 U	660 U	660 U	670 U	670 U	670 U
CARBAZOLE	ug/kg	330 U	330 U	330 U	330 U	330 U	330 U	330 U
CHRYSENE	ug/kg	5.2 U	5.3 U	5.3 U	5.3 U	5.2 U	5.3 U	5.3 U
DIBENZ(A,H)ANTHRACENE	ug/kg	5.2 U	5.3 U	5.3 U	5.3 U	5.2 UJ	5.3 U	5.3 UJ
DIBENZOFURAN	ug/kg	330 U	330 U	330 U	330 U	330 U	330 U	330 U
DIETHYL PHTHALATE	ug/kg	1,300 U	1,300 U	1,300 U	1,300 U	1,300 U	1,300 U	1,300 U
DIMETHYL PHTHALATE	ug/kg	1,300 U	1,300 U	1,300 U	1,300 U	1,300 U	1,300 U	1,300 U
DI-N-BUTYL PHTHALATE	ug/kg	1,300 U	1,300 U	1,300 U	1,300 U	1,300 U	1,300 U	1,300 U
DI-N-OCTYLPHTHALATE	ug/kg	1,300 U	1,300 U	1,300 U	1,300 U	1,300 U	1,300 U	1,300 U
FLUORANTHENE	ug/kg	5.2 U	5.3 U	5.3 U	5.3 U	5.2 U	5.3 U	5.3 U
FLUORENE	ug/kg	6.3 J	5.3 U	5.3 U	5.3 U	5.2 U	5.3 U	5.3 U
HEXACHLOROBUTADIENE	ug/kg	330 U	330 U	330 U	330 U	330 U	330 U	330 U
HEXACHLOROCYCLOPENTADIENE	ug/kg	3,300 U	3,300 U	3,300 U	3,300 U	3,300 U	3,300 U	3,300 U
HEXACHLOROETHANE	ug/kg	650 U	670 U	660 U	660 U	670 U	670 U	670 U
INDENO(1,2,3-C,D)PYRENE	ug/kg	5.2 U	5.3 U	5.3 U	5.3 U	5.2 UJ	5.3 U	5.3 UJ
ISOPHORONE	ug/kg	330 U	330 U	330 U	330 U	330 U	330 U	330 U
NAPHTHALENE	ug/kg	98	5.3 U	5.3 U	5.3 U	5.2 U	5.3 U	5.8 J
NITROBENZENE	ug/kg	330 U	330 U	330 U	330 U	330 U	330 U	330 U
N-NITROSODI-N-PROPYLAMINE	ug/kg	330 U	330 U	330 U	330 U	330 U	330 U	330 U
N-NITROSODIPHENYLAMINE	ug/kg	330 U	330 U	330 U	330 U	330 U	330 U	330 U
PENTACHLOROPHENOL	ug/kg	650 U	670 U	660 U	660 U	670 U	670 U	670 U
PERYLENE	ug/kg	5.2 U	5.3 U	5.3 U	5.3 U	5.2 U	5.3 U	5.3 U
PHENANTHRENE	ug/kg	10 J	5.3 U	5.3 U	5.3 U	5.2 U	5.3 U	5.3 U
PHENOL	ug/kg	330 U	330 U	330 U	330 U	330 U	330 U	330 U
PYRENE	ug/kg	5.2 U	5.3 U	5.3 U	5.3 U	5.2 U	5.3 U	5.3 U
PYRIDINE	ug/kg	1,300 U	1,300 U	1,300 U	1,300 U	1,300 U	1,300 U	1,300 U
TOTAL HMW PAHs	ug/kg	5.2 U	5.3 U	5.3 U	5.3 U	5.2 U	5.3 U	5.3 U
TOTAL LMW PAHs	ug/kg	146 J	5.3 U	5.3 U	5.3 U	5.2 U	5.3 U	5.8 J

Table C-20
Summer Flounder (Fillet) Analytical Results

Location ID: / Date Analyzed:	Units	NB03FSFC486 12/15/15	NB03FSFC487 12/15/15	NB03FSFC488 12/15/15	NB03FSFC489 01/25/16	NB03FSFC490 01/25/16	NB03FSFC491 12/07/15	NB03FSFN407 01/18/16
TOTAL PAHs	ug/kg	146 J	5.3 U	5.3 U	5.3 U	5.2 U	5.3 U	5.8 J
Physical Parameters								
MOISTURE (WATER) CONTENT	%	288	332	322	341	340	324	345
PERCENT MOISTURE	%	74.2	76.8	76.3	77.3	77.3	76.4	77.5

Table C-20
Summer Flounder (Fillet) Analytical Results

Location ID: / Date Analyzed:	Units	NB03FSFN408 01/18/16	NB03FSFN409 12/15/15	NB03FSFN410 12/07/15	NB03FSFN411 12/15/15	NB03FSFN412 12/15/15	NB03FSFS351 01/25/16	NB03FSFS354 01/25/16
Dioxins/Furans								
1,2,3,4,6,7,8-HEPTACHLORODIBENZOFURAN	ng/kg	0.101 JB	0.776 JBQ	0.357 JB	0.15 JB	0.231 JBQ	0.418 JB	0.132 JB
1,2,3,4,6,7,8-HEPTACHLORODIBENZO-P-DIOXIN	ng/kg	0.136 JB	0.33 JB	0.188 JBQ	0.319 JB	0.156 JBQ	0.337 JB	0.0814 JBQ
1,2,3,4,7,8,9-HEPTACHLORODIBENZOFURAN	ng/kg	0.0497 JBQ	0.0538 U	0.0408 JBQ	0.0282 JBQ	0.0377 JBQ	0.177 JBQ	0.0886 JB
1,2,3,4,7,8-HEXACHLORODIBENZOFURAN	ng/kg	0.309 JBQ	1 JB	0.367 JB	0.166 JB	0.255 JB	0.281 JBQ	0.0974 JBQ
1,2,3,4,7,8-HEXACHLORODIBENZO-P-DIOXIN	ng/kg	0.0398 JBQ	0.0341 U	0.051 JB	0.046 JBQ	0.0217 U	0.0866 JBQ	0.0572 JBQ
1,2,3,6,7,8-HEXACHLORODIBENZOFURAN	ng/kg	0.118 JB	0.382 JB	0.173 JBQ	0.114 JB	0.093 JBQ	0.331 JBQ	0.0813 JBQ
1,2,3,6,7,8-HEXACHLORODIBENZO-P-DIOXIN	ng/kg	0.0866 J	0.243 JQ	0.104 JBQ	0.155 JQ	0.108 J	0.402 JBQ	0.101 JBQ
1,2,3,7,8,9-HEXACHLORODIBENZOFURAN	ng/kg	0.0856 JBQ	0.0589 JBQ	0.076 JBQ	0.109 JBQ	0.0486 JBQ	0.182 JBQ	0.0794 JBQ
1,2,3,7,8,9-HEXACHLORODIBENZO-P-DIOXIN	ng/kg	0.0577 JBQ	0.0914 J	0.0758 JB	0.0223 U	0.0761 JQ	0.109 JBQ	0.0688 JBQ
1,2,3,7,8-PENTACHLORODIBENZOFURAN	ng/kg	0.105 JB	0.145 JBQ	0.251 JB	0.301 JB	0.166 JBQ	0.801 JB	0.159 JBQ
1,2,3,7,8-PENTACHLORODIBENZO-P-DIOXIN	ng/kg	0.241 JBQ	0.126 U	0.0851 U	0.0776 U	0.265 JQ	0.472 JBQ	0.0995 U
2,3,4,6,7,8-HEXACHLORODIBENZOFURAN	ng/kg	0.0857 JBQ	0.13 JBQ	0.0818 JB	0.0241 JB	0.0401 JBQ	0.0545 JBQ	0.0387 JB
2,3,4,7,8-PENTACHLORODIBENZOFURAN	ng/kg	0.41 JB	1.29 JB	0.71 JB	0.302 JBQ	0.43 JB	0.89 JBQ	0.494 JB
2,3,7,8-TETRACHLORODIBENZOFURAN	ng/kg	0.0707 JBQ	0.249 JQ	0.222 J	0.062 J	0.118 JQ	0.383 JQ	0.0735 JQ
2,3,7,8-TETRACHLORODIBENZO-P-DIOXIN	ng/kg	3.01	10.4	3.77	1.56 JQ	5.02	4.67 B	2.01 B
OCTACHLORODIBENZOFURAN	ng/kg	0.156 JBQ	0.107 JB	0.161 JBQ	0.073 JBQ	0.0488 JBQ	0.214 JBQ	0.136 JBQ
OCTACHLORODIBENZO-P-DIOXIN	ng/kg	0.119 JBQ	0.366 JB	0.633 JBQ	0.555 JB	0.354 JB	0.55 JBQ	0.166 JB
PERCENT LIPIDS	%	0.1 U	0.98	0.88	0.3	0.48	9.7	0.5
Metals								
ALUMINUM	mg/kg	5.38 U	5.54 U	5.6 U	5.54 U	5.38 U	5.6 U	4.83 U
ANTIMONY	mg/kg	0.0635 U	0.0653 U	0.0647 U	0.0653 U	0.0635 U	0.066 U	0.0569 U
ARSENIC	mg/kg	1.32	1.16	1.32	1.08	0.597	1.55	2.28
BARIUM	mg/kg	0.177 U	0.182 U	0.18 U	0.182 U	0.177 U	0.184 U	0.159 U
BERYLLIUM	mg/kg	0.0137 U	0.0141 U	0.0139 U	0.0141 U	0.0137 U	0.0142 U	0.0122 U
CADMIUM	mg/kg	0.0442 U	0.0455 U	0.0451 U	0.0455 U	0.0442 U	0.046 U	0.0397 U
CALCIUM	mg/kg	332	207	525	701	1,100	1,050	445
CHROMIUM	mg/kg	0.0962 U	0.099 U	0.098 U	1.23	0.178 B	0.1 U	0.0862 U
COBALT	mg/kg	0.0192 U	0.0198 U	0.0196 U	2.16	0.184	0.02 U	0.0172 U
COPPER	mg/kg	0.154 B	0.155 B	0.176 B	0.171 B	0.151 B	0.209 B	0.176 B
IRON	mg/kg	4.44 U	4.57 U	4.53 U	5.13 B	4.44 U	4.62 U	3.98 U
LEAD	mg/kg	0.025 U	0.0257 U	0.0255 U	0.0257 U	0.025 U	0.026 U	0.0224 U
MAGNESIUM	mg/kg	338	375	366	333	365	390	361
MANGANESE	mg/kg	0.162 U	0.349 B	0.274 B	0.285 B	0.33 B	0.293 B	0.182 B
MERCURY	ng/g	133	218	195	99.4	101	99.5	113
METHYL MERCURY	ng/g	175	268	218	118	97	144	133
NICKEL	mg/kg	0.181 U	0.186 U	0.184 U	0.459	0.181 U	0.188 U	0.162 U
POTASSIUM	mg/kg	4,500	5,160	5,010	5,070	4,690	4,800	4,840
SELENIUM	mg/kg	0.68	0.819	0.681	0.577	0.546	0.504	0.528
SILVER	mg/kg	0.0192 U	0.0198 U	0.0196 U	0.0198 U	0.0192 U	0.02 U	0.0172 U
SODIUM	mg/kg	454	363	426	485	450	529	475
THALLIUM	mg/kg	0.0288 U	0.0297 U	0.0294 U	0.0297 U	0.0288 U	0.03 U	0.0259 U
TITANIUM	mg/kg	0.356 U	0.168 U	0.167 U	0.168 U	0.163 U	0.37 U	0.319 U
VANADIUM	mg/kg	0.0288 U	0.0297 U	0.0294 U	0.0297 U	0.0288 U	0.03 U	0.0259 U
ZINC	mg/kg	6.57	5.11	5.64	6.79	7.43	7.06	7.04

Table C-20
Summer Flounder (Fillet) Analytical Results

Location ID: / Date Analyzed:	Units	NB03FSFN408 01/18/16	NB03FSFN409 12/15/15	NB03FSFN410 12/07/15	NB03FSFN411 12/15/15	NB03FSFN412 12/15/15	NB03FSFS351 01/25/16	NB03FSFS354 01/25/16
Butyltins								
DIBUTYLTIN	ug/kg	1.3 UJ	1.2 U	1.3 U	1.3 U	1.3 U	1.3 UJ	1.2 UJ
MONOBUTYLTIN	ug/kg	20 UJCN	20 UCN	20 UCN	21 UCN	21 UCN	20 UCNJ	19 UCNJ
TETRA-N-BUTYLTIN	ug/kg	1.7 UJ	1.6 U	1.7 U	1.7 U	1.7 U	1.7 UJ	1.6 UJ
TRIBUTYLTIN	ug/kg	1.5 UJ	1.4 U	1.5 U	1.5 U	1.5 U	1.5 J	1.5 J
Aroclor PCBs								
AROCLOR 1016	ug/kg	7.2 U	7.2 U	7.1 U	7.1 U	7.1 U	7.1 U	7 U
AROCLOR 1221	ug/kg	9.2 U	9.1 U	9 U	9.1 U	9.1 U	9.1 U	8.9 U
AROCLOR 1232	ug/kg	16 U	16 U	16 U	16 U	16 U	16 U	15 U
AROCLOR 1242	ug/kg	6.6 U	6.6 U	6.5 U	6.5 U	6.5 U	6.5 U	6.4 U
AROCLOR 1248	ug/kg	6.6 U	55	25 J	34	35	55	49
AROCLOR 1254	ug/kg	17 J	99	50	37	32 J	99 J	42 J
AROCLOR 1260	ug/kg	NA	NA	9.6 U	NA	NA	NA	NA
AROCLOR 1262	ug/kg	6.6 U	6.6 U	6.5 U	6.5 U	6.5 U	6.5 U	6.4 U
AROCLOR 1268	ug/kg	6.6 U	6.6 U	6.5 U	6.5 U	6.5 U	6.5 U	6.4 U
TOTAL AROCLOR PCBs (SUM OF 7 AROCLORS)	ug/kg	17 J	154	75 J	71	67 J	154 J	91 J
TOTAL AROCLOR PCBs (SUM OF 9 AROCLORS)	ug/kg	17 J	154	75 J	71	67 J	154 J	91 J
Pesticides								
2,4'-DDD	pg/g	165	572 B	142	388 B	790 B	626 J	529 J
2,4'-DDE	pg/g	263	1,570 B	210 J	592 JB	1,430 B	1,430 J	703 J
2,4'-DDT	pg/g	10.8 U	92	10.8 U	18 J	26.2 J	50.3 J	27.6 J
4,4'-DDD	pg/g	2,150	9,050 B	1,850	1,830 B	4,570 B	3,980 J	2,060 J
4,4'-DDE	pg/g	5,320 B	34,200 BD	5,780 BJ	5,890 B	11,300 B	9,870 J	5,940 J
4,4'-DDT	pg/g	132 J	815 B	114	136 JB	287 B	231 J	109 J
ALDRIN	pg/g	9.16 U	6.76 J	9.16 U	9.16 U	5.41 J	9.16 UJ	9.16 UJ
ALPHA BHC	pg/g	5.47 J	15.4 J	65	6.4 U	11.3 J	15.2 J	7.71 J
ALPHA ENDOSULFAN	pg/g	57.4 U	57.4 U	57.4 UJ	57.4 U	57.4 U	57.4 UJ	57.4 UJ
BETA BHC	pg/g	11.1 U	15.7 J	11.1 U	11.1 U	11.2 J	11.1 UJ	7.22 J
BETA ENDOSULFAN	pg/g	58.3 U	58.3 U	58.3 U	58.3 U	58.3 U	58.3 UJ	58.3 UJ
CIS-CHLORDANE	pg/g	542	3,650	486	1,130	2,180	1,190 J	850 J
CIS-NONACHLOR	pg/g	326	2,100	318	485	824	695 J	361 J
DELTA BHC	pg/g	5.08 U	5.08 U	5.08 U	5.08 U	5.08 U	5.08 UJ	5.08 UJ
DIELDRIN	pg/g	545	1,660	576 J	529	1,310	1,520 J	716 J
ENDOSULFAN SULFATE	pg/g	63.3 U	63.3 U	63.3 U	63.3 U	63.3 U	63.3 UJ	63.3 UJ
ENDRIN	pg/g	13.9 U	13.9 U	13.9 U	13.9 U	13.9 U	13.9 UJ	13.9 UJ
ENDRIN ALDEHYDE	pg/g	R	131 U	131 U	131 U	131 U	131 UJ	131 UJ
ENDRIN KETONE	pg/g	R	76 U	76 U	76 U	76 U	76 UJ	76 UJ
GAMMA BHC (LINDANE)	pg/g	7.69 U	7.69 U	7.69 U	7.69 U	6.18 J	7.36 J	7.69 UJ
HEPTACHLOR	pg/g	32.5 U	32.5 U	32.5 UJ	32.5 U	32.5 U	32.5 UJ	32.5 UJ
HEPTACHLOR EPOXIDE	pg/g	132	551	166	123	367	295 J	118 J
HEXACHLOROBENZENE	pg/g	206 B	586 B	214 B	168 B	492 B	409 BJ	203 BJ
METHOXYCHLOR	pg/g	R	38.9 UJ	38.9 UJ	38.9 UJ	38.9 UJ	38.9 UJ	38.9 UJ
MIREX	pg/g	R	76	9.33 U	28.7 J	31.4 J	38.6 J	29.8 J
OXYCHLORDANE	pg/g	650	2,700	551	350	797	625 J	338 J
TRANS-CHLORDANE	pg/g	206	766 J	186	300 J	896	517 J	316 J

Table C-20
Summer Flounder (Fillet) Analytical Results

Location ID: / Date Analyzed:	Units	NB03FSFN408 01/18/16	NB03FSFN409 12/15/15	NB03FSFN410 12/07/15	NB03FSFN411 12/15/15	NB03FSFN412 12/15/15	NB03FSFS351 01/25/16	NB03FSFS354 01/25/16
TRANS-HEPTACHLOR EPOXIDE	pg/g	17 U	17 U	17 U	17 U	17 U	17 UJ	17 UJ
TRANS-NONACHLOR	pg/g	651	4,850	636 J	1,070	2,160	1,520 J	865 J
TOTAL ALPHA + GAMMA CHLORDANE	pg/g	748	4,420 J	672	1,430 J	3,080	1,710 J	1,170 J
TOTAL DDT (2,4)	pg/g	428	2,230	352 J	998 J	2,250 J	2,110 J	1,260 J
TOTAL DDT (4,4)	pg/g	7,600 J	44,100	7,740 J	7,860 J	16,200	14,100 J	8,110 J
TOTAL DDT (2,4 & 4,4)	pg/g	8,030 J	46,300	8,100 J	8,850 J	18,400 J	16,200 J	9,370 J
PCB Congeners								
PCB-1	ng/kg	8.13	16.9 B	18.7	12.6 B	16.7 B	38.6 B	R
PCB-2	ng/kg	1.1 J	0.674 U	2.07	1.21 J	1.71 J	3.24	0.684 U
PCB-3	ng/kg	1.86 J	1.06 U	1.07 U	1.05 U	1.07 U	3.11 J	1.07 U
PCB-4	ng/kg	96	254	321 E	155	249	531 BE	157 B
PCB-5	ng/kg	0.845 J	1.47 J	2.44 J	0.763 U	2.4 J	3.47 J	1.32 J
PCB-6	ng/kg	18.4 B	40.4	46.5	26.6	56.1	112 B	37.4 B
PCB-7	ng/kg	11.1	7	8.42	6.77	9.83	16.4	4.95
PCB-8	ng/kg	81 B	145 B	186 B	109 B	208 B	423 BE	136 B
PCB-9	ng/kg	5.33	11.3	12.7	7.52	13.9	27.4	8.85
PCB-10	ng/kg	13.8	40.4	37.3	21.5	31.4	93.4	27.9
PCB-11	ng/kg	3.35 U	31	46.7 B	18.3	20.4	3.32 U	3.32 U
PCB-12/13	ng/kg	1.87 U	3.38 J	4.46 J	2.1 J	3.53 J	8.71	2.77 J
PCB-14	ng/kg	1.65 J	0.77 U	0.779 U	0.763 U	0.776 U	0.782 U	0.781 U
PCB-15	ng/kg	10.2	1.54 U	26.7 B	1.53 U	1.55 U	36	8.78
PCB-16	ng/kg	31.9	85	88.1	27.4	127	129 B	34.3 B
PCB-17	ng/kg	169 B	533 E	534 E	336 E	792 E	1,300 BE	451 BE
PCB-18/30	ng/kg	288 B	951 E	962 BE	581 E	1,400 E	2,150 BE	721 BE
PCB-19	ng/kg	72.2	189	205	104	204	430 E	127
PCB-20/28	ng/kg	1,590 BE	3,070 BE	3,680 E	1,230 BE	2,480 BE	5,440 BE	1,720 BE
PCB-21/33	ng/kg	114	229	257	171	480	704 E	247
PCB-22	ng/kg	199 B	391 BE	457 E	236 B	607 BE	974 BE	320 BE
PCB-23	ng/kg	0.69 U	0.674 U	0.682 U	0.668 U	1.54 J	2.91	1.08 J
PCB-24	ng/kg	4.24	12.8	16.1	9.46	17.5	22.1	10.8
PCB-25	ng/kg	51.6	138	159	84.2	175	462 E	133
PCB-26/29	ng/kg	143	391	394	244	478	1,130 E	395
PCB-27	ng/kg	34	101	115	49.9	143	247	79.3
PCB-31	ng/kg	496 BE	1,320 BE	1,340 E	808 BE	1,800 BE	3,530 BE	1,190 BE
PCB-32	ng/kg	158 B	436 BE	482 E	277 B	610 BE	1,050 E	354 E
PCB-34	ng/kg	4.52	11.2	10.4	7.47	16.6	35.6	13.6
PCB-35	ng/kg	0.887 U	0.866 U	0.876 U	0.859 U	0.873 U	0.88 U	0.879 U
PCB-36	ng/kg	0.788 U	0.77 U	0.779 U	0.763 U	0.776 U	0.782 U	0.781 U
PCB-37	ng/kg	20.3	44.5	52.5	10.9	21.8	69.9	17.4
PCB-38	ng/kg	0.888 J	2.43	2.8	0.781 J	2.06	4.17	0.684 U
PCB-39	ng/kg	2.53	7.08	4.88	4.36	8.55	17.8	6.64
PCB-40/71	ng/kg	211	782	631	28.5	1,190 E	1,620 E	622
PCB-41	ng/kg	15.8	46.4	56	33.6	95.4	141	44.2
PCB-42	ng/kg	149	495	458	249	885 E	1,070 E	350
PCB-43	ng/kg	20.8	57.9	61.4	34.6	135	167	55.1

Table C-20
Summer Flounder (Fillet) Analytical Results

Location ID: / Date Analyzed:	Units	NB03FSFN408 01/18/16	NB03FSFN409 12/15/15	NB03FSFN410 12/07/15	NB03FSFN411 12/15/15	NB03FSFN412 12/15/15	NB03FSFS351 01/25/16	NB03FSFS354 01/25/16
PCB-44/47/65	ng/kg	1,120 B	4,370 E	3,780 E	1,240	3,070 E	4,130 E	1,500
PCB-45	ng/kg	63.7	224	259	115	319	448	149
PCB-46	ng/kg	3.83	9.13	12.2	3.8	17	16.1	5.23
PCB-48	ng/kg	84.3	309	240	182	498	624 E	247
PCB-49/69	ng/kg	497	3,520 E	2,140 E	1,500 E	3,000 E	4,620 E	1,780 E
PCB-50/53	ng/kg	81	268	272	176	514	662	254
PCB-51	ng/kg	60.9	237	166	122	456	427	176
PCB-52	ng/kg	872 BE	4,870 E	3,240 BE	2,310 E	5,320 E	9,280 BE	3,570 BE
PCB-54	ng/kg	10.4	32.3	26.3	1.34 U	50.1	51.8	18.2
PCB-55	ng/kg	1.18 U	1.15 U	1.17 U	1.15 U	1.16 U	1.17 U	5.22
PCB-56	ng/kg	121	391	396	220	533	1,030 E	285
PCB-57	ng/kg	2.96 J	11.2	12.4	7.6	10.7	32.2	12.7
PCB-58	ng/kg	2.29 J	6.13	7.22	6.04	10.1	23.1	7.19
PCB-60	ng/kg	269	919 E	747 E	226	415	829 E	289
PCB-61/70/74/76	ng/kg	1,350	5,570 E	4,230 E	2,170	3,990 E	7,110 E	2,360 E
PCB-62/75	ng/kg	109	441	375	152	354	539	194
PCB-63	ng/kg	33.9	220	125	110	182	451	167
PCB-64	ng/kg	269 B	1,610 BE	933 E	591 BE	1,490 BE	2,020 E	714 E
PCB-66	ng/kg	1,700 BE	6,270 BE	4,830 E	1,590 BE	2,680 BE	4,780 BE	1,470 BE
PCB-67	ng/kg	10.2	42.4	36.1	25	46.8	97.5	30.9
PCB-68	ng/kg	12.4	57.8	49.3	36	51.7	142	53.3
PCB-72	ng/kg	13.6	80.6	60.8	49.4	76.2	206	81.1
PCB-73	ng/kg	1.38 U	1.35 U	15.9	1.34 U	1.36 U	1.37 U	15.7
PCB-77	ng/kg	42.9	111	123	25	41	192	43.8
PCB-78	ng/kg	1.58 U	1.54 U	1.56 U	1.53 U	1.55 U	1.56 U	1.56 U
PCB-79	ng/kg	3.48 J	18.8	13.1	7.74	16.8	29.1	9.27
PCB-80	ng/kg	1.08 U	1.06 U	1.07 U	1.05 U	1.07 U	1.08 U	1.07 U
PCB-81	ng/kg	2.74 J	6.28	8.23	1.72 U	2.73 J	10	R
PCB-82	ng/kg	17.9	66.5	53.1	39.3	170	176	49.5
PCB-83	ng/kg	5.15 J	2.79 U	2.82 U	2.77 U	34.3	39	14.1
PCB-84	ng/kg	38.4	120	123	60.5	254	282	83.9
PCB-85/116/117	ng/kg	267	1,760 E	1,160	511	727	1,290	444
PCB-86/87/97/109/119/125	ng/kg	278	2,760	1,360	932	1,770	2,760	853
PCB-88	ng/kg	2.17 U	2.12 U	2.14 U	2.1 U	2.13 U	2.15 U	2.15 U
PCB-89	ng/kg	3.08 J	14.6	1.27 U	7.65	27.2	28.5	9.88
PCB-90/101/113	ng/kg	420 B	5,690 BE	2,630 BE	2,390 BE	3,600 BE	6,700 BE	2,060 BE
PCB-91	ng/kg	71.1	736 E	342	264	579	869 E	302
PCB-92	ng/kg	113 B	1,190 E	627 E	583 E	925 E	2,040 BE	722 BE
PCB-93/100	ng/kg	72.8	494	285	80.8	182	178	79.8
PCB-94	ng/kg	2.43 J	8.38	8.06	4.99	23.9	19.2	6.6
PCB-95	ng/kg	296	1,780 E	1,190 E	777 E	2,020 E	3,020 E	1,000 E
PCB-96	ng/kg	3.94 U	13.8	9.91	7.08	25.5	27.3	10.4
PCB-98/102	ng/kg	17.4 J	89.6	50.7	57.1	132	177	87.9
PCB-99	ng/kg	1,150 BE	7,510 E	5,860 E	2,460 E	3,250 E	5,540 E	2,010 E
PCB-103	ng/kg	9.53	119	63.5	48	86.3	136	51.9

Table C-20
Summer Flounder (Fillet) Analytical Results

Location ID: / Date Analyzed:	Units	NB03FSFN408 01/18/16	NB03FSFN409 12/15/15	NB03FSFN410 12/07/15	NB03FSFN411 12/15/15	NB03FSFN412 12/15/15	NB03FSFS351 01/25/16	NB03FSFS354 01/25/16
PCB-104	ng/kg	1.98 J	15.3	5.65	4.26 J	14.5	9.62	4.57 J
PCB-105	ng/kg	569 B	2,980 E	1,850 E	963 E	980 E	2,370 E	R
PCB-106	ng/kg	1.67 U	1.64 U	1.66 U	1.62 U	1.65 U	1.66 U	1.66 U
PCB-107	ng/kg	100	683 E	467	333	396	1,210 E	392
PCB-108/124	ng/kg	11.6	111	48.3	56.2	94.8	194	69
PCB-110/115	ng/kg	428 B	4,930 BE	2,360 E	1,920 BE	3,350 BE	5,140 BE	R
PCB-111	ng/kg	2.99 J	18.4	19.2	8.25	10.6	31.9	9.63
PCB-112	ng/kg	1.38 U	1.35 U	1.36 U	1.34 U	1.36 U	1.37 U	8.11
PCB-114	ng/kg	47.1	244	151	68.5	86	222	90.3
PCB-118	ng/kg	1,860 BE	11,000 BE	6,800 E	3,840 BE	4,190 BE	11,300 BE	3,970 BE
PCB-120	ng/kg	13.7	85.7	79.4	42.6	45.3	128	39.9
PCB-121	ng/kg	1.98 J	12.1	10.3	3.11 J	1.16 U	12.7	4.82 J
PCB-122	ng/kg	1.18 U	6.04	4.23 J	4.2 J	9.01	17.3	5.23
PCB-123	ng/kg	42.3	158	148	75.8	62.9	172	43.5
PCB-126	ng/kg	1.58 U	18.4	14.6	5.49	R	1.56 U	26.4
PCB-127	ng/kg	2.67 J	10.2	8.45	4.29 J	6.25	10.9	R
PCB-128/166	ng/kg	147	1,110	800	427	380	883	289
PCB-129/138/163	ng/kg	1,230 B	10,400 E	7,530 E	3,940 E	4,230 E	10,000 E	3,380 E
PCB-130	ng/kg	31.6	357	209	186	259	711 E	233
PCB-131	ng/kg	1.67 U	13.9	7.16	6.63	16.3	23.9	7.55
PCB-132	ng/kg	49.2 B	651 E	297	240	508	872 E	238
PCB-133	ng/kg	39.9	260	197	114	141	431	146
PCB-134	ng/kg	8.27 J	46.1	32.2	27.7	84.3	139	36.3
PCB-135/151	ng/kg	155	1,990 E	780	768	1,510 E	3,230 E	1,120
PCB-136	ng/kg	23.9	233	97.9	94.5	222	352	118
PCB-137	ng/kg	71.9	493	348	135	174	374	152
PCB-139/140	ng/kg	25.3	188	137	49.7	60.4	96.4	34.3
PCB-141	ng/kg	48.2 B	851 BE	315	268 B	418 B	852 BE	324 B
PCB-142	ng/kg	1.67 U	1.64 U	1.66 U	1.62 U	1.65 U	1.66 U	1.66 U
PCB-143	ng/kg	3.25 U	3.18 U	3.21 U	3.15 U	3.2 U	3.23 U	3.22 U
PCB-144	ng/kg	14.6	251	87.5	77.7	140	277	106
PCB-145	ng/kg	1.58 U	1.54 U	1.56 U	1.53 U	1.55 U	1.56 U	1.56 U
PCB-146	ng/kg	261 B	2,010 E	1,510 E	827 E	1,080 E	2,980 E	932 E
PCB-147/149	ng/kg	219 B	3,490 BE	1,550 BE	1,260 BE	2,220 BE	4,260 BE	1,170 B
PCB-148	ng/kg	10.8	64	46.8	22.9	39.3	80	29.2
PCB-150	ng/kg	1.54 J	30.8	11.4	11.5	18.5	29.4	10.4
PCB-152	ng/kg	1.38 U	4.25 J	1.36 U	1.68 J	3.96 J	4.51 J	2.21 J
PCB-153/168	ng/kg	1,610 BE	12,600 BE	9,540 BE	4,620 BE	4,920 BE	11,200 BE	3,630 BE
PCB-154	ng/kg	80.2	517	337	172	265	384	165
PCB-155	ng/kg	18.3	124	69.9	24	39.1	40.7	16.4
PCB-156/157	ng/kg	175	1,140	721	366	411	1,310 E	486
PCB-158	ng/kg	110	876 E	599 E	248	244	457	160
PCB-159	ng/kg	1.38 U	1.35 U	1.36 U	1.34 U	1.36 U	2.48 J	1.37 U
PCB-160	ng/kg	6.21 U	6.06 U	6.13 U	6.01 U	6.11 U	6.16 U	6.15 U
PCB-161	ng/kg	1.28 U	1.25 U	1.27 U	1.24 U	1.26 U	1.27 U	1.27 U

Table C-20
Summer Flounder (Fillet) Analytical Results

Location ID: / Date Analyzed:	Units	NB03FSFN408 01/18/16	NB03FSFN409 12/15/15	NB03FSFN410 12/07/15	NB03FSFN411 12/15/15	NB03FSFN412 12/15/15	NB03FSFS351 01/25/16	NB03FSFS354 01/25/16
PCB-162	ng/kg	9.08	69.9	54.5	31	38.9	123	38.7
PCB-164	ng/kg	12.6	238	97.8	95.1	138	256	72.8
PCB-165	ng/kg	2.13 J	15.1	19	6.59	9.79	34.9	10.4
PCB-167	ng/kg	72.4	431	R	155	184	558	201
PCB-169	ng/kg	1.48 U	1.44 U	1.46 U	1.43 U	1.45 U	2.03 J	1.46 U
PCB-170	ng/kg	162	1,730 E	1,060 E	492	662 E	1,430 E	549
PCB-171/173	ng/kg	70.5	578	427	175	R	396	153
PCB-172	ng/kg	33.3	339	224	106	142	323	130
PCB-174	ng/kg	23.7	500	192	158	285	529	173
PCB-175	ng/kg	14.2	104	69.2	37.9	R	124	44.9
PCB-176	ng/kg	4.09 J	84.6	31.9	33.9	47.8	104	32.6
PCB-177	ng/kg	48.6	616 E	365	365	468	1,200 E	400
PCB-178	ng/kg	93.8	679 E	503	299	382	1,040 E	375
PCB-179	ng/kg	16.5	276	116	141	209	451	140
PCB-180/193	ng/kg	648 B	5,490 E	3,920 E	1,540 E	2,050 E	4,490 E	1,750 E
PCB-181	ng/kg	R	23.2	16.9	6.03	R	R	6.09
PCB-182	ng/kg	3.34 J	21.4	22.5	6.54	10.3	24.7	9.43
PCB-183/185	ng/kg	228	1,830 E	1,360 E	568	R	1,350 E	494
PCB-184	ng/kg	2.81 J	15	11.7	5.02	7.13	11	5.73
PCB-186	ng/kg	1.48 U	1.44 U	1.46 U	1.43 U	1.45 U	1.47 U	1.46 U
PCB-187	ng/kg	551 B	4,490 E	2,920 E	1,750 E	2,290 E	5,860 E	2,000 E
PCB-188	ng/kg	14.9	33.6	27.6	20.4	38.2	48.8	24.6
PCB-189	ng/kg	10.1	77.2	48.8	24.8	28.9	81.5	32.4
PCB-190	ng/kg	43.5	439	275	120	157	290	118
PCB-191	ng/kg	11.5	91.2	60.4	25.9	36.5	64.8	25.2
PCB-192	ng/kg	1.28 U	1.25 U	1.27 U	1.24 U	1.26 U	1.27 U	1.27 U
PCB-194	ng/kg	87.6	755	463	253	301	703	280
PCB-195	ng/kg	26.7	264	136	73.4	90	184	75.8
PCB-196	ng/kg	83.7	534	356 J	153	197	442	177
PCB-197/200	ng/kg	10.4	81.9	54.2	38.3	43.8	96.3	36.8
PCB-198/199	ng/kg	185	1,210	1,010	408	508	1,400	547
PCB-201	ng/kg	38	169	139	94.6	94.8	235	93.8
PCB-202	ng/kg	90.9	503	513	347	305	941 E	339
PCB-203	ng/kg	119	913 E	637	289	349	879	380
PCB-204	ng/kg	2.07 U	2.02 U	2.04 U	2 U	2.04 U	2.05 U	2.05 U
PCB-205	ng/kg	3.22 J	35.1	16.9	12	12.3	28.5	12.1
PCB-206	ng/kg	84.8	534	519	215	269	616	287
PCB-207	ng/kg	11.3	61.5	55.5	26.8	38.4	74.9	33.9
PCB-208	ng/kg	47.6	226	268	122	162	384	169
PCB-209	ng/kg	74.5 B	251	285	130	176	308	160
TOTAL PCB CONGENERS (209)	ng/kg	23,900 J	143,000 J	100,000 J	53,500 J	85,600 J	168,000 J	55,300 J
Semivolatiles								
1,2,4,5-TETRACHLOROBENZENE	ug/kg	330 U	330 U	320 U	330 U	330 U	330 U	330 U
1,2-DIPHENYLHYDRAZINE	ug/kg	330 U	330 U	320 U	330 U	330 U	330 U	330 U
1-METHYLNAPHTHALENE	ug/kg	5.3 U	5.3 U	5.3 U	5.3 U	5.3 U	5.3 U	5.3 U

Table C-20
Summer Flounder (Fillet) Analytical Results

Location ID: / Date Analyzed:	Units	NB03FSFN408 01/18/16	NB03FSFN409 12/15/15	NB03FSFN410 12/07/15	NB03FSFN411 12/15/15	NB03FSFN412 12/15/15	NB03FSFS351 01/25/16	NB03FSFS354 01/25/16
2,3,4,6-TETRACHLOROPHENOL	ug/kg	1,300 U	1,300 U	1,300 U	1,300 U	1,300 U	1,300 U	1,300 U
2,4,5-TRICHLOROPHENOL	ug/kg	330 U	330 U	320 U	330 U	330 U	330 U	330 U
2,4,6-TRICHLOROPHENOL	ug/kg	330 U	330 U	320 U	330 U	330 U	330 U	330 U
2,4-DICHLOROPHENOL	ug/kg	330 U	330 U	320 U	330 U	330 U	330 U	330 U
2,4-DIMETHYLPHENOL	ug/kg	330 U	330 U	320 U	330 U	330 U	330 U	330 U
2,4-DINITROPHENOL	ug/kg	6,000 U	5,900 U	5,800 U	5,900 U	5,900 U	6,000 U	6,000 U
2,4-DINITROTOLUENE	ug/kg	1,300 U	1,300 U	1,300 U	1,300 U	1,300 U	1,300 U	1,300 U
2,6-DINITROTOLUENE	ug/kg	330 U	330 U	320 U	330 U	330 U	330 U	330 U
2-CHLORONAPHTHALENE	ug/kg	130 U	130 U	130 U	130 U	130 U	130 U	130 U
2-CHLOROPHENOL	ug/kg	330 U	330 U	320 U	330 U	330 U	330 U	330 U
2-METHYLNAPHTHALENE	ug/kg	5.3 U	5.3 U	5.3 U	5.3 U	5.3 U	5.3 U	5.3 U
2-METHYLPHENOL (O-CRESOL)	ug/kg	330 U	330 U	320 U	330 U	330 U	330 U	330 U
2-NITROANILINE	ug/kg	330 U	330 U	320 U	330 U	330 U	330 U	330 U
2-NITROPHENOL	ug/kg	330 U	330 U	320 U	330 U	330 U	330 U	330 U
3,3'-DICHLOROBENZIDINE	ug/kg	2,000 U	2,000 U	1,900 U	2,000 U	2,000 U	2,000 U	2,000 U
3-NITROANILINE	ug/kg	1,300 U	1,300 U	1,300 U	1,300 U	1,300 U	1,300 U	1,300 U
4,6-DINITRO-2-METHYLPHENOL	ug/kg	3,300 U	3,300 U	3,200 U	3,300 U	3,300 U	3,300 U	3,300 U
4-BROMOPHENYL PHENYL ETHER	ug/kg	330 U	330 U	320 U	330 U	330 U	330 U	330 U
4-CHLORO-3-METHYLPHENOL	ug/kg	330 U	330 U	320 U	330 U	330 U	330 U	330 U
4-CHLOROANILINE	ug/kg	670 U	660 U	650 U	660 U	650 U	670 U	670 U
4-CHLOROPHENYL PHENYL ETHER	ug/kg	330 U	330 U	320 U	330 U	330 U	330 U	330 U
4-METHYLPHENOL (P-CRESOL)	ug/kg	330 U	330 U	320 U	330 U	330 U	330 U	330 U
4-NITROANILINE	ug/kg	1,300 U	1,300 U	1,300 U	1,300 U	1,300 U	1,300 U	1,300 U
4-NITROPHENOL	ug/kg	3,300 U	3,300 U	3,200 U	3,300 U	3,300 U	3,300 U	3,300 U
ACENAPHTHENE	ug/kg	5.3 U	5.3 U	5.3 U	5.3 U	5.3 U	5.3 U	5.3 U
ACENAPHTHYLENE	ug/kg	5.3 U	5.3 U	5.3 U	5.3 U	5.3 U	5.3 U	5.3 U
ACETOPHENONE	ug/kg	330 U	330 U	320 U	330 U	330 U	330 U	330 U
ANTHRACENE	ug/kg	5.3 U	5.3 U	5.3 U	5.3 U	5.3 U	5.3 U	5.3 U
ATRAZINE	ug/kg	670 U	660 U	650 U	660 U	650 U	670 U	670 U
BENZALDEHYDE	ug/kg	1,300 U	1,300 U	1,300 U	1,300 U	1,300 U	1,300 UJ	1,300 UJ
BENZIDINE	ug/kg	14,000 U	14,000 U	14,000 U	14,000 U	14,000 U	14,000 UJ	14,000 UJ
BENZO(A)ANTHRACENE	ug/kg	5.3 U	5.3 U	5.3 U	5.3 U	5.3 U	5.3 U	5.3 U
BENZO(A)PYRENE	ug/kg	5.3 UJ	5.3 U	5.3 U	5.3 U	5.3 U	5.3 U	5.3 U
BENZO(B)FLUORANTHENE	ug/kg	5.3 UJ	5.3 U	5.3 U	5.3 U	5.3 U	5.3 U	5.3 U
BENZO(G,H,I)PERYLENE	ug/kg	5.3 UJ	5.3 U	5.3 U	5.3 U	5.3 U	5.3 U	5.3 U
Benzo(j)+(k)Fluoranthene	ug/kg	5.3 UJ	5.3 U	5.3 U	5.3 U	5.3 U	5.3 U	5.3 U
BENZO[E]PYRENE	ug/kg	5.3 U	5.3 U	5.3 U	5.3 U	5.3 U	5.3 U	5.3 U
BENZOIC ACID	ug/kg	3,300 U	3,300 U	3,200 U	3,300 U	3,300 U	3,300 U	3,300 U
BENZYL BUTYL PHTHALATE	ug/kg	1,300 U	1,300 U	1,300 U	1,300 U	1,300 U	1,300 U	1,300 U
BIPHENYL (DIPHENYL)	ug/kg	330 U	330 U	320 U	330 U	330 U	330 U	330 U
BIS(2-CHLOROETHOXY) METHANE	ug/kg	330 U	330 U	320 U	330 U	330 U	330 U	330 U
BIS(2-CHLOROETHYL) ETHER (2-CHLOROETHYL ETHER	ug/kg	330 U	330 U	320 U	330 U	330 U	330 U	330 U
BIS(2-CHLOROISOPROPYL) ETHER	ug/kg	330 U	330 U	320 U	330 U	330 U	330 U	330 U
BIS(2-ETHYLHEXYL) PHTHALATE	ug/kg	1,300 U	1,300 U	1,300 U	1,300 U	1,300 U	1,300 U	1,300 U
C1-CHRYSENES	ug/kg	5.3 U	5.3 U	5.3 U	5.3 U	5.3 U	5.3 U	5.3 U

Table C-20
Summer Flounder (Fillet) Analytical Results

Location ID: / Date Analyzed:	Units	NB03FSFN408 01/18/16	NB03FSFN409 12/15/15	NB03FSFN410 12/07/15	NB03FSFN411 12/15/15	NB03FSFN412 12/15/15	NB03FSFS351 01/25/16	NB03FSFS354 01/25/16
C1-FLUORANTHENES/PYRENES	ug/kg	5.3 U	5.3 U	5.3 U	5.3 U	5.3 U	5.3 U	5.3 U
C1-FLUORENES	ug/kg	5.3 U	5.3 U	5.3 U	5.3 U	5.3 U	5.3 U	5.3 U
C1-NAPHTHALENES	ug/kg	5.3 U	5.3 U	5.3 U	5.3 U	5.3 U	5.3 U	5.3 U
C1-PHENANTHRENE/ANTHRACENE	ug/kg	5.3 U	5.3 U	5.3 U	5.3 U	5.3 U	5.3 U	5.3 U
C2-CHRYSENE	ug/kg	5.3 U	5.3 U	5.3 U	5.3 U	5.3 U	5.3 U	5.3 U
C2-FLUORANTHENES/PYRENE	ug/kg	5.3 U	5.3 U	5.3 U	5.3 U	5.3 U	5.3 U	5.3 U
C2-FLUORENES	ug/kg	5.3 U	5.3 U	5.3 U	5.3 U	5.3 U	5.3 U	5.3 U
C2-NAPHTHALENES	ug/kg	5.3 U	5.3 U	5.3 U	5.3 U	5.3 U	5.3 U	5.3 U
C2-PHENANTHRENE/ANTHRACENE	ug/kg	5.3 U	5.3 U	5.3 U	5.3 U	5.3 U	5.3 U	5.3 U
C3-CHRYSENE	ug/kg	5.3 U	5.3 U	5.3 U	5.3 U	5.3 U	5.3 U	5.3 U
C3-FLUORANTHENES/PYRENE	ug/kg	5.3 U	5.3 U	5.3 U	5.3 U	5.3 U	5.3 U	5.3 U
C3-FLUORENES	ug/kg	5.3 U	5.3 U	5.3 U	5.3 U	5.3 U	5.3 U	5.3 U
C3-NAPHTHALENES	ug/kg	5.3 U	5.3 U	5.3 U	5.3 U	5.3 U	5.3 U	5.3 U
C3-PHENANTHRENE/ANTHRACENE	ug/kg	5.3 U	5.3 U	5.3 U	5.3 U	5.3 U	5.3 U	5.3 U
C4-CHRYSENE	ug/kg	5.3 U	5.3 U	5.3 U	5.3 U	5.3 U	5.3 U	5.3 U
C4-NAPHTHALENES	ug/kg	5.3 U	5.3 U	5.3 U	5.3 U	5.3 U	5.3 U	5.3 U
C4-PHENANTHRENE/ANTHRACENE	ug/kg	5.3 U	5.3 U	5.3 U	5.3 U	5.3 U	5.3 U	5.3 U
CAPROLACTAM	ug/kg	670 U	660 U	650 U	660 U	650 U	670 U	670 U
CARBAZOLE	ug/kg	330 U	330 U	320 U	330 U	330 U	330 U	330 U
CHRYSENE	ug/kg	5.3 U	5.3 U	5.3 U	5.3 U	5.3 U	5.3 U	5.3 U
DIBENZ(A,H)ANTHRACENE	ug/kg	5.3 UJ	5.3 U	5.3 U	5.3 U	5.3 U	5.3 U	5.3 U
DIBENZOFURAN	ug/kg	330 U	330 U	320 U	330 U	330 U	330 U	330 U
DIETHYL PHTHALATE	ug/kg	1,300 U	1,300 U	1,300 U	1,300 U	1,300 U	1,300 U	1,300 U
DIMETHYL PHTHALATE	ug/kg	1,300 U	1,300 U	1,300 U	1,300 U	1,300 U	1,300 U	1,300 U
DI-N-BUTYL PHTHALATE	ug/kg	1,300 U	1,300 U	1,300 U	1,300 U	1,300 U	1,300 U	1,300 U
DI-N-OCTYLPHTHALATE	ug/kg	1,300 U	1,300 U	1,300 U	1,300 U	1,300 U	1,300 U	1,300 U
FLUORANTHENE	ug/kg	5.3 U	5.3 U	5.3 U	5.3 U	5.3 U	5.3 U	5.3 U
FLUORENE	ug/kg	5.3 U	5.3 U	5.3 U	5.3 U	5.3 U	5.3 U	5.3 U
HEXACHLOROBUTADIENE	ug/kg	330 U	330 U	320 U	330 U	330 U	330 U	330 U
HEXACHLOROCYCLOPENTADIENE	ug/kg	3,300 U	3,300 U	3,200 U	3,300 U	3,300 U	3,300 U	3,300 U
HEXACHLOROETHANE	ug/kg	670 U	660 U	650 U	660 U	650 U	670 U	670 U
INDENO(1,2,3-C,D)PYRENE	ug/kg	5.3 UJ	5.3 U	5.3 U	5.3 U	5.3 U	5.3 U	5.3 U
ISOPHORONE	ug/kg	330 U	330 U	320 U	330 U	330 U	330 U	330 U
NAPHTHALENE	ug/kg	5.3 U	5.3 U	5.3 U	5.3 U	5.3 U	5.3 U	5.3 U
NITROBENZENE	ug/kg	330 U	330 U	320 U	330 U	330 U	330 U	330 U
N-NITROSODI-N-PROPYLAMINE	ug/kg	330 U	330 U	320 U	330 U	330 U	330 U	330 U
N-NITROSODIPHENYLAMINE	ug/kg	330 U	330 U	320 U	330 U	330 U	330 U	330 U
PENTACHLOROPHENOL	ug/kg	670 U	660 U	650 U	660 U	650 U	670 U	670 U
PERYLENE	ug/kg	5.3 U	5.3 U	5.3 U	5.3 U	5.3 U	5.3 U	5.3 U
PHENANTHRENE	ug/kg	5.3 U	5.3 U	5.3 U	5.3 U	5.3 U	5.3 U	5.3 U
PHENOL	ug/kg	330 U	330 U	320 U	330 U	330 U	330 U	330 U
PYRENE	ug/kg	5.3 U	5.3 U	5.3 U	5.3 U	5.3 U	5.3 U	5.3 U
PYRIDINE	ug/kg	1,300 U	1,300 U	1,300 U	1,300 U	1,300 U	1,300 U	1,300 U
TOTAL HMW PAHs	ug/kg	5.3 U	5.3 U	5.3 U	5.3 U	5.3 U	5.3 U	5.3 U
TOTAL LMW PAHs	ug/kg	5.3 U	5.3 U	5.3 U	5.3 U	5.3 U	5.3 U	5.3 U

Table C-20
Summer Flounder (Fillet) Analytical Results

Location ID: / Date Analyzed:	Units	NB03FSFN408 01/18/16	NB03FSFN409 12/15/15	NB03FSFN410 12/07/15	NB03FSFN411 12/15/15	NB03FSFN412 12/15/15	NB03FSFS351 01/25/16	NB03FSFS354 01/25/16
TOTAL PAHs	ug/kg	5.3 U	5.3 U	5.3 U	5.3 U	5.3 U	5.3 U	5.3 U
Physical Parameters								
MOISTURE (WATER) CONTENT	%	357	325	308	366	350	315	323
PERCENT MOISTURE	%	78.1	76.5	75.5	78.6	77.8	75.9	76.3

Table C-20
Summer Flounder (Fillet) Analytical Results

Location ID: / Date Analyzed:	Units	NB03FSFS355 01/25/16	NB03FSFS356 01/25/16	NB03FSFS357 01/25/16	NB03FSFS359 12/07/15
Dioxins/Furans					
1,2,3,4,6,7,8-HEPTACHLORODIBENZOFURAN	ng/kg	0.797 JBQ	0.284 JBQ	0.223 JBQ	0.712 JB
1,2,3,4,6,7,8-HEPTACHLORODIBENZO-P-DIOXIN	ng/kg	0.597 JBQ	0.325 JBQ	0.233 JBQ	0.342 JBQ
1,2,3,4,7,8,9-HEPTACHLORODIBENZOFURAN	ng/kg	0.115 JBQ	0.104 JBQ	0.0605 JB	0.0415 JBQ
1,2,3,4,7,8-HEXACHLORODIBENZOFURAN	ng/kg	0.847 JB	0.274 JBQ	0.149 JBQ	0.489 JB
1,2,3,4,7,8-HEXACHLORODIBENZO-P-DIOXIN	ng/kg	0.0522 JBQ	0.112 JBQ	0.081 JBQ	0.0576 JBQ
1,2,3,6,7,8-HEXACHLORODIBENZOFURAN	ng/kg	0.204 JB	0.309 JB	0.108 JBQ	0.425 JB
1,2,3,6,7,8-HEXACHLORODIBENZO-P-DIOXIN	ng/kg	0.435 JB	0.372 JBQ	0.193 JBQ	0.337 JBQ
1,2,3,7,8,9-HEXACHLORODIBENZOFURAN	ng/kg	0.123 JBQ	0.0775 JB	0.153 JBQ	0.104 JB
1,2,3,7,8,9-HEXACHLORODIBENZO-P-DIOXIN	ng/kg	0.125 JBQ	0.143 JB	0.178 JBQ	0.147 JBQ
1,2,3,7,8-PENTACHLORODIBENZOFURAN	ng/kg	0.399 JBQ	0.239 JBQ	0.232 JBQ	0.459 JBQ
1,2,3,7,8-PENTACHLORODIBENZO-P-DIOXIN	ng/kg	0.4 JBQ	0.164 U	0.285 JBQ	0.0767 U
2,3,4,6,7,8-HEXACHLORODIBENZOFURAN	ng/kg	0.186 JBQ	0.135 JBQ	0.0431 U	0.178 JB
2,3,4,7,8-PENTACHLORODIBENZOFURAN	ng/kg	1.55 JB	1.17 JB	0.392 JBQ	1.18 JB
2,3,7,8-TETRACHLORODIBENZOFURAN	ng/kg	0.382 J	0.482 JQ	0.122 U	0.591 J
2,3,7,8-TETRACHLORODIBENZO-P-DIOXIN	ng/kg	7.95 B	7.47 B	0.123 U	7.73
OCTACHLORODIBENZOFURAN	ng/kg	0.275 JBQ	0.314 JB	0.231 JBQ	0.202 JBQ
OCTACHLORODIBENZO-P-DIOXIN	ng/kg	0.482 JB	0.433 JBQ	0.402 JBQ	0.579 JBQ
PERCENT LIPIDS	%	1.2	1.9	0.39	1.5
Metals					
ALUMINUM	mg/kg	4.06 U	5.6 U	5.38 U	5.54 U
ANTIMONY	mg/kg	0.0478 U	0.066 U	0.0635 U	0.0635 U
ARSENIC	mg/kg	3.6	1.03	1.19	1.74
BARIUM	mg/kg	0.133 U	0.184 U	0.177 U	0.177 U
BERYLLIUM	mg/kg	0.0103 U	0.0142 U	0.0137 U	0.0137 U
CADMIUM	mg/kg	0.0333 U	0.046 U	0.0442 U	0.0442 U
CALCIUM	mg/kg	631	933	679	213
CHROMIUM	mg/kg	0.0725 U	0.1 U	0.0962 U	0.0962 U
COBALT	mg/kg	0.0145 U	0.02 U	0.0192 U	0.0192 U
COPPER	mg/kg	0.391	0.188 B	0.202 B	0.187 B
IRON	mg/kg	3.35 U	4.62 U	4.44 U	4.44 U
LEAD	mg/kg	0.0188 U	0.026 U	0.025 U	0.025 U
MAGNESIUM	mg/kg	367	371	387	341
MANGANESE	mg/kg	0.214 B	0.38 B	0.419	0.255 B
MERCURY	ng/g	216	167	121	194
METHYL MERCURY	ng/g	261	238	167	242
NICKEL	mg/kg	0.136 U	0.188 U	0.181 U	0.181 U
POTASSIUM	mg/kg	4,820	4,600	5,110	4,800
SELENIUM	mg/kg	0.646	0.497	0.492	0.715
SILVER	mg/kg	0.0145 U	0.02 U	0.0192 U	0.0192 U
SODIUM	mg/kg	398	454	449	389
THALLIUM	mg/kg	0.0217 U	0.03 U	0.0288 U	0.0288 U
TITANIUM	mg/kg	0.268 U	0.37 U	0.356 U	0.163 U
VANADIUM	mg/kg	0.0217 U	0.03 U	0.0288 U	0.0288 U
ZINC	mg/kg	5.52	7.23	7.93	4.47

Table C-20
Summer Flounder (Fillet) Analytical Results

Location ID: Date Analyzed:	Units	NB03FSFS355 01/25/16	NB03FSFS356 01/25/16	NB03FSFS357 01/25/16	NB03FSFS359 12/07/15
Butyltins					
DIBUTYLTIN	ug/kg	1.2 UJ	1.3 UJ	1.2 UJ	1.2 U
MONOBUTYLTIN	ug/kg	20 UCNJ	20 UCNJ	20 UCNJ	19 UCN
TETRA-N-BUTYLTIN	ug/kg	1.6 UJ	1.7 UJ	1.6 UJ	1.6 U
TRIBUTYLTIN	ug/kg	2.1 J	1.7 J	1.4 UJ	1.5
Aroclor PCBs					
AROCLOR 1016	ug/kg	7.1 U	7 U	7.1 U	7.1 U
AROCLOR 1221	ug/kg	9 U	9 U	9.1 U	9 U
AROCLOR 1232	ug/kg	16 U	16 U	16 U	16 U
AROCLOR 1242	ug/kg	6.5 U	6.4 U	6.5 U	6.5 U
AROCLOR 1248	ug/kg	180	85	35	91 PJ
AROCLOR 1254	ug/kg	140	81	39 J	150
AROCLOR 1260	ug/kg	NA	NA	NA	53
AROCLOR 1262	ug/kg	6.5 U	6.4 U	6.5 U	6.5 U
AROCLOR 1268	ug/kg	6.5 U	6.4 U	6.5 U	6.5 U
TOTAL AROCLOR PCBs (SUM OF 7 AROCLORS)	ug/kg	320	166	74 J	294 J
TOTAL AROCLOR PCBs (SUM OF 9 AROCLORS)	ug/kg	320	166	74 J	294 J
Pesticides					
2,4'-DDD	pg/g	9,180 J	1,480 J	527 J	2,080
2,4'-DDE	pg/g	5,610 J	7,520 J	1,060 J	3,210
2,4'-DDT	pg/g	613 J	169 J	10.8 UJ	149
4,4'-DDD	pg/g	45,000 DJ	8,490 J	1,840 J	19,200
4,4'-DDE	pg/g	63,100 DJ	48,600 DJ	7,760 J	60,100 BD
4,4'-DDT	pg/g	2,540 J	617 J	9.4 UJ	2,200
ALDRIN	pg/g	8.77 J	6.59 J	9.16 UJ	9.16 U
ALPHA BHC	pg/g	16.9 J	20.7 J	5.71 J	20.7 J
ALPHA ENDOSULFAN	pg/g	57.4 UJ	57.4 UJ	57.4 UJ	57.4 U
BETA BHC	pg/g	19.6 J	11.1 UJ	5.42 J	14.6 J
BETA ENDOSULFAN	pg/g	58.3 UJ	58.3 UJ	58.3 UJ	58.3 U
CIS-CHLORDANE	pg/g	4,620 J	1,570 J	400 J	1,960
CIS-NONACHLOR	pg/g	2,450 J	1,010 J	174 J	1,240
DELTA BHC	pg/g	5.08 UJ	5.08 UJ	5.08 UJ	5.08 U
DIELDRIN	pg/g	2,530 J	1,940 J	344 J	1,090
ENDOSULFAN SULFATE	pg/g	63.3 UJ	26.2 J	63.3 UJ	63.3 U
ENDRIN	pg/g	13.7 J	13.9 UJ	13.9 UJ	13.9 U
ENDRIN ALDEHYDE	pg/g	131 UJ	131 UJ	131 UJ	131 U
ENDRIN KETONE	pg/g	76 UJ	76 UJ	76 UJ	76 U
GAMMA BHC (LINDANE)	pg/g	7.69 UJ	7.69 UJ	7.69 UJ	11.2 J
HEPTACHLOR	pg/g	32.5 UJ	32.5 UJ	32.5 UJ	32.5 UJ
HEPTACHLOR EPOXIDE	pg/g	439 J	407 J	65.2 J	287
HEXACHLOROBENZENE	pg/g	812 BJ	760 BJ	144 BJ	433 B
METHOXYCHLOR	pg/g	38.9 UJ	38.9 UJ	38.9 UJ	38.9 UJ
MIREX	pg/g	97.4 J	36.8 J	R	58.9
OXYCHLORDANE	pg/g	2,080 J	978 J	208 J	1,660
TRANS-CHLORDANE	pg/g	1,210 J	1,130 J	173 J	516

Table C-20
Summer Flounder (Fillet) Analytical Results

Location ID: / Date Analyzed:	Units	NB03FSFS355 01/25/16	NB03FSFS356 01/25/16	NB03FSFS357 01/25/16	NB03FSFS359 12/07/15
TRANS-HEPTACHLOR EPOXIDE	pg/g	17 UJ	17 UJ	17 UJ	17 U
TRANS-NONACHLOR	pg/g	6,720 J	2,310 J	417 J	3,080
TOTAL ALPHA + GAMMA CHLORDANE	pg/g	5,830 J	2,700 J	573 J	2,480
TOTAL DDT (2,4)	pg/g	15,400 J	9,170 J	1,590 J	5,440
TOTAL DDT (4,4)	pg/g	111,000 J	57,700 J	9,600 J	81,500
TOTAL DDT (2,4 & 4,4)	pg/g	126,000 J	66,900 J	11,200 J	86,900
PCB Congeners					
PCB-1	ng/kg	34.9 B	41.1 B	13.2 B	20
PCB-2	ng/kg	2.75	2.68	1.19 J	0.69 U
PCB-3	ng/kg	3.7 J	3.14 J	1.52 J	1.08 U
PCB-4	ng/kg	478 BE	537 BE	172 B	308 E
PCB-5	ng/kg	6.35	4.08 J	1.23 J	2.73 J
PCB-6	ng/kg	126 B	97.4 B	37.9 B	58.3
PCB-7	ng/kg	25.4	15.8	5.23	9.92
PCB-8	ng/kg	584 BE	396 BE	155 B	251 B
PCB-9	ng/kg	35.5	25.9	8.25	15.3
PCB-10	ng/kg	68.9	80.2	26.1	36.4
PCB-11	ng/kg	3.26 U	3.36 U	3.36 U	47.4 B
PCB-12/13	ng/kg	8.43	7.34	2.91 J	5.36
PCB-14	ng/kg	0.767 U	0.79 U	0.791 U	0.788 U
PCB-15	ng/kg	39.2	30.6	9.09	32.9 B
PCB-16	ng/kg	310 BE	110 B	44.3 B	114
PCB-17	ng/kg	1,320 BE	1,010 BE	415 BE	835 E
PCB-18/30	ng/kg	2,350 BE	1,790 BE	677 BE	1,430 BE
PCB-19	ng/kg	423 E	334 E	129	243
PCB-20/28	ng/kg	6,900 BE	5,320 BE	1,670 BE	5,040 E
PCB-21/33	ng/kg	1,070 E	616 E	256	496
PCB-22	ng/kg	1,180 BE	853 BE	413 BE	594 E
PCB-23	ng/kg	3.63	2.7	1.09 J	2.27
PCB-24	ng/kg	0.959 U	25.1	9.18	21.6
PCB-25	ng/kg	390 E	383 E	115	177
PCB-26/29	ng/kg	1,030 E	946 E	351	576
PCB-27	ng/kg	252	184	79.6	136
PCB-31	ng/kg	4,100 BE	3,340 BE	1,130 BE	2,200 E
PCB-32	ng/kg	1,110 E	802 E	306 E	756 E
PCB-34	ng/kg	34.8	25.5	11.5	20.7
PCB-35	ng/kg	0.863 U	0.888 U	0.89 U	0.887 U
PCB-36	ng/kg	0.767 U	0.79 U	0.791 U	0.788 U
PCB-37	ng/kg	101	63.2	16.2	74.7
PCB-38	ng/kg	6.21	2.97	1.42 J	0.69 U
PCB-39	ng/kg	22.8	13.4	5.81	12
PCB-40/71	ng/kg	2,020 E	1,100	512	1,360 E
PCB-41	ng/kg	136	105	45.4	110
PCB-42	ng/kg	1,140 E	805 E	332	693 E
PCB-43	ng/kg	161	129	58.5	124

Table C-20
Summer Flounder (Fillet) Analytical Results

Location ID: / Date Analyzed:	Units	NB03FSFS355 01/25/16	NB03FSFS356 01/25/16	NB03FSFS357 01/25/16	NB03FSFS359 12/07/15
PCB-44/47/65	ng/kg	6,190 E	2,880 E	1,120	6,080 E
PCB-45	ng/kg	585 E	428	156	345
PCB-46	ng/kg	28.2	13	5.39	13.5
PCB-48	ng/kg	850 E	469	213	679 E
PCB-49/69	ng/kg	5,890 E	2,950 E	1,190 E	4,570 E
PCB-50/53	ng/kg	662	462	222	399
PCB-51	ng/kg	437	248	123	327
PCB-52	ng/kg	9,960 BE	8,100 BE	3,040 BE	8,080 BE
PCB-54	ng/kg	44.9	35.3	15.2	26.8
PCB-55	ng/kg	1.15 U	1.18 U	1.19 U	1.18 U
PCB-56	ng/kg	1,130 E	865 E	289	576
PCB-57	ng/kg	29.9	28	11.1	20.4
PCB-58	ng/kg	22.3	15.5	6.67	11.6
PCB-60	ng/kg	1,360 E	830 E	294	1,370 E
PCB-61/70/74/76	ng/kg	10,900 E	6,700 E	2,250	8,680 E
PCB-62/75	ng/kg	698	392	151	646
PCB-63	ng/kg	571	367	143	357
PCB-64	ng/kg	2,860 E	1,380 E	556	1,970 E
PCB-66	ng/kg	9,260 BE	4,040 BE	1,470 BE	9,140 E
PCB-67	ng/kg	85.2	90.8	27.2	57
PCB-68	ng/kg	134	83.2	35.1	99.7
PCB-72	ng/kg	210	117	52.9	140
PCB-73	ng/kg	19.8	1.38 U	1.38 U	1.38 U
PCB-77	ng/kg	182	233	42.5	156
PCB-78	ng/kg	1.53 U	1.58 U	1.58 U	1.58 U
PCB-79	ng/kg	36.4	15	7.02	23.1
PCB-80	ng/kg	1.05 U	1.09 U	1.09 U	1.08 U
PCB-81	ng/kg	1.73 U	16.1	2.89 J	10.2
PCB-82	ng/kg	156	137	56	86.7
PCB-83	ng/kg	2.78 U	23.7	10.2	2.86 U
PCB-84	ng/kg	326	233	98.7	162
PCB-85/116/117	ng/kg	2,250 E	833	317	2,150 E
PCB-86/87/97/109/119/125	ng/kg	3,850 E	1,630	658	2,880
PCB-88	ng/kg	2.11 U	2.17 U	2.18 U	2.17 U
PCB-89	ng/kg	34.3	21.7	9.81	19.8
PCB-90/101/113	ng/kg	8,940 BE	3,560 BE	1,480 B	6,540 BE
PCB-91	ng/kg	1,120 E	439	198	737 E
PCB-92	ng/kg	2,150 BE	1,470 BE	563 B	1,700 E
PCB-93/100	ng/kg	406	95.7	37.5	413
PCB-94	ng/kg	17.7	12.2	6.69	11.2
PCB-95	ng/kg	3,200 E	2,320 E	902 E	2,630 E
PCB-96	ng/kg	35.5	20.7	9.79	13.8
PCB-98/102	ng/kg	210	102	58.3	180
PCB-99	ng/kg	10,100 E	4,070 E	1,480 E	9,760 E
PCB-103	ng/kg	192	58.3	27.4	137

Table C-20
Summer Flounder (Fillet) Analytical Results

Location ID: / Date Analyzed:	Units	NB03FSFS355 01/25/16	NB03FSFS356 01/25/16	NB03FSFS357 01/25/16	NB03FSFS359 12/07/15
PCB-104	ng/kg	15.6	5.41	2.55 J	12.8
PCB-105	ng/kg	4,410 E	1,990 E	710 E	3,310 E
PCB-106	ng/kg	1.63 U	1.68 U	1.68 U	1.67 U
PCB-107	ng/kg	1,410 E	829 E	318	840 E
PCB-108/124	ng/kg	254	203	68.8	145
PCB-110/115	ng/kg	6,900 BE	2,820 BE	1,160 B	4,910 E
PCB-111	ng/kg	25.6	14.2	6.25	20.4
PCB-112	ng/kg	1.34 U	1.38 U	1.38 U	1.38 U
PCB-114	ng/kg	408	223	85.3	300
PCB-118	ng/kg	17,500 BE	9,050 BE	3,250 BE	12,500 E
PCB-120	ng/kg	124	63.3	26.5	100
PCB-121	ng/kg	16.5	6.53	2.75 J	12.9
PCB-122	ng/kg	1.15 U	21	4.75 J	10.1
PCB-123	ng/kg	299	107	1.68 U	257
PCB-126	ng/kg	112	55.5	21.2	30.7
PCB-127	ng/kg	1.34 U	13	3.96 J	14.6
PCB-128/166	ng/kg	1,180 E	461	178	1,110
PCB-129/138/163	ng/kg	13,400 E	5,760 E	2,350 E	11,400 E
PCB-130	ng/kg	578 E	430	178	458
PCB-131	ng/kg	21.6	14.7	6.12	14
PCB-132	ng/kg	896 E	422	188	610 E
PCB-133	ng/kg	417	215	97	277
PCB-134	ng/kg	100	95	37.6	72.6
PCB-135/151	ng/kg	3,140 E	2,130 E	864	1,850 E
PCB-136	ng/kg	373	206	88.7	171
PCB-137	ng/kg	582 E	298	111	611 E
PCB-139/140	ng/kg	168	48.9	19.6	184
PCB-141	ng/kg	1,160 BE	671 BE	281 B	921 E
PCB-142	ng/kg	1.63 U	1.68 U	1.68 U	1.67 U
PCB-143	ng/kg	3.16 U	3.26 U	3.26 U	7.45 J
PCB-144	ng/kg	350	209	82.5	222
PCB-145	ng/kg	1.53 U	1.58 U	1.58 U	1.58 U
PCB-146	ng/kg	3,020 E	1,490 E	650 E	2,420 E
PCB-147/149	ng/kg	4,390 BE	1,820 BE	829 B	3,250 BE
PCB-148	ng/kg	84	33.3	14.6	50
PCB-150	ng/kg	32.6	14.1	6.23	17.8
PCB-152	ng/kg	5.4	2.38 J	1.38 U	5.65
PCB-153/168	ng/kg	16,000 BE	6,290 BE	2,450 BE	13,700 BE
PCB-154	ng/kg	613 E	210	73.9	355
PCB-155	ng/kg	73.8	15.8	6.73	75.2
PCB-156/157	ng/kg	1,750 E	963	395	1,250 E
PCB-158	ng/kg	854 E	255	97.2	898 E
PCB-159	ng/kg	1.34 U	1.59 J	1.38 U	1.38 U
PCB-160	ng/kg	6.04 U	6.22 U	6.23 U	6.21 U
PCB-161	ng/kg	1.25 U	1.28 U	1.29 U	1.28 U

Table C-20
Summer Flounder (Fillet) Analytical Results

Location ID: / Date Analyzed:	Units	NB03FSFS355 01/25/16	NB03FSFS356 01/25/16	NB03FSFS357 01/25/16	NB03FSFS359 12/07/15
PCB-162	ng/kg	129	70	32	87.2
PCB-164	ng/kg	376	122	52.1	208
PCB-165	ng/kg	19.5	12.3	5.84	16.1
PCB-167	ng/kg	675 E	388	160	R
PCB-169	ng/kg	1.44 U	1.48 U	1.48 U	1.48 U
PCB-170	ng/kg	1,990 E	949 E	457	1,870 E
PCB-171/173	ng/kg	590	228	106	616
PCB-172	ng/kg	425	198	98.5	427
PCB-174	ng/kg	661 E	250	122	501
PCB-175	ng/kg	139	66.4	32	114
PCB-176	ng/kg	97.2	42.2	19.9	69.3
PCB-177	ng/kg	1,060 E	609 E	299	739 E
PCB-178	ng/kg	893 E	501	250	713 E
PCB-179	ng/kg	386	223	97.1	258
PCB-180/193	ng/kg	6,460 E	2,920 E	1,400 E	6,440 E
PCB-181	ng/kg	23.7	7.83	3.36 J	24.5
PCB-182	ng/kg	24.7	9.95	4.87 J	28.7
PCB-183/185	ng/kg	1,910 E	719	332	1,970 E
PCB-184	ng/kg	15.6	5.63	2.1 J	15.6
PCB-186	ng/kg	1.44 U	1.48 U	1.48 U	1.48 U
PCB-187	ng/kg	6,490 E	2,840 E	1,410 E	4,660 E
PCB-188	ng/kg	41.9	20	9.88	26.9
PCB-189	ng/kg	107	51.7	24.4	80.7
PCB-190	ng/kg	472	191	89.8	463
PCB-191	ng/kg	100	45	20.7	107
PCB-192	ng/kg	1.31 J	1.28 U	1.29 U	1.28 U
PCB-194	ng/kg	973 E	425	244	805
PCB-195	ng/kg	291	109	61.9	224
PCB-196	ng/kg	590	253	138	559 J
PCB-197/200	ng/kg	103	43.5	22.2	83.2
PCB-198/199	ng/kg	1,540	702	399	1,440
PCB-201	ng/kg	236	104	55.5	192
PCB-202	ng/kg	763	397	230	574
PCB-203	ng/kg	1,220 E	505	275	1,040 E
PCB-204	ng/kg	2.29 J	2.07 U	2.08 U	2.07 U
PCB-205	ng/kg	46.5	16.1	8.61	29.6
PCB-206	ng/kg	600	272	181	636
PCB-207	ng/kg	69.5	30.1	19.5	70.8
PCB-208	ng/kg	287	150	105	295
PCB-209	ng/kg	262	141	105	301
TOTAL PCB CONGENERS (209)	ng/kg	221,000 J	116,000 J	45,900 J	175,000 J
Semivolatiles					
1,2,4,5-TETRACHLOROBENZENE	ug/kg	330 U	330 U	330 U	330 U
1,2-DIPHENYLHYDRAZINE	ug/kg	330 U	330 U	330 U	330 U
1-METHYLNAPHTHALENE	ug/kg	5.3 U	20	5.2 U	5.3 U

Table C-20
Summer Flounder (Fillet) Analytical Results

Location ID: / Date Analyzed:	Units	NB03FSFS355 01/25/16	NB03FSFS356 01/25/16	NB03FSFS357 01/25/16	NB03FSFS359 12/07/15
2,3,4,6-TETRACHLOROPHENOL	ug/kg	1,300 U	1,300 U	1,300 U	1,300 U
2,4,5-TRICHLOROPHENOL	ug/kg	330 U	330 U	330 U	330 U
2,4,6-TRICHLOROPHENOL	ug/kg	330 U	330 U	330 U	330 U
2,4-DICHLOROPHENOL	ug/kg	330 U	330 U	330 U	330 U
2,4-DIMETHYLPHENOL	ug/kg	330 U	330 U	330 U	330 U
2,4-DINITROPHENOL	ug/kg	6,000 U	6,000 U	5,900 U	6,000 U
2,4-DINITROTOLUENE	ug/kg	1,300 U	1,300 U	1,300 U	1,300 U
2,6-DINITROTOLUENE	ug/kg	330 U	330 U	330 U	330 U
2-CHLORONAPHTHALENE	ug/kg	130 U	130 U	130 U	130 U
2-CHLOROPHENOL	ug/kg	330 U	330 U	330 U	330 U
2-METHYLNAPHTHALENE	ug/kg	5.3 U	27	5.2 U	5.3 U
2-METHYLPHENOL (O-CRESOL)	ug/kg	330 U	330 U	330 U	330 U
2-NITROANILINE	ug/kg	330 U	330 U	330 U	330 U
2-NITROPHENOL	ug/kg	330 U	330 U	330 U	330 U
3,3'-DICHLOROBENZIDINE	ug/kg	2,000 U	2,000 U	2,000 U	2,000 U
3-NITROANILINE	ug/kg	1,300 U	1,300 U	1,300 U	1,300 U
4,6-DINITRO-2-METHYLPHENOL	ug/kg	3,300 U	3,300 U	3,300 U	3,300 U
4-BROMOPHENYL PHENYL ETHER	ug/kg	330 U	330 U	330 U	330 U
4-CHLORO-3-METHYLPHENOL	ug/kg	330 U	330 U	330 U	330 U
4-CHLOROANILINE	ug/kg	670 U	670 U	660 U	670 U
4-CHLOROPHENYL PHENYL ETHER	ug/kg	330 U	330 U	330 U	330 U
4-METHYLPHENOL (P-CRESOL)	ug/kg	330 U	330 U	330 U	330 U
4-NITROANILINE	ug/kg	1,300 U	1,300 U	1,300 U	1,300 U
4-NITROPHENOL	ug/kg	3,300 U	3,300 U	3,300 U	3,300 U
ACENAPHTHENE	ug/kg	5.3 U	19	5.2 U	5.3 U
ACENAPHTHYLENE	ug/kg	5.3 U	5.3 U	5.2 U	5.3 U
ACETOPHENONE	ug/kg	330 U	330 U	330 U	330 U
ANTHRACENE	ug/kg	5.3 U	6.6 J	5.2 U	5.3 U
ATRAZINE	ug/kg	670 U	670 U	660 U	670 U
BENZALDEHYDE	ug/kg	1,300 UJ	1,300 UJ	1,300 UJ	1,300 U
BENZIDINE	ug/kg	14,000 UJ	14,000 UJ	14,000 UJ	14,000 U
BENZO(A)ANTHRACENE	ug/kg	5.3 U	5.3 U	5.2 U	5.3 U
BENZO(A)PYRENE	ug/kg	5.3 U	5.3 U	5.2 U	5.3 U
BENZO(B)FLUORANTHENE	ug/kg	5.3 U	5.3 U	5.2 U	5.3 U
BENZO(G,H,I)PERYLENE	ug/kg	5.3 U	5.3 U	5.2 U	5.3 U
Benzo(j)+(k)Fluoranthene	ug/kg	5.3 U	5.3 U	5.2 U	5.3 U
BENZO[E]PYRENE	ug/kg	5.3 U	5.3 U	5.2 U	5.3 U
BENZOIC ACID	ug/kg	3,300 U	3,300 U	3,300 U	3,300 U
BENZYL BUTYL PHTHALATE	ug/kg	1,300 U	1,300 U	1,300 U	1,300 U
BIPHENYL (DIPHENYL)	ug/kg	330 U	330 U	330 U	330 U
BIS(2-CHLOROETHOXY) METHANE	ug/kg	330 U	330 U	330 U	330 U
BIS(2-CHLOROETHYL) ETHER (2-CHLOROETHYL ETHER	ug/kg	330 U	330 U	330 U	330 U
BIS(2-CHLOROISOPROPYL) ETHER	ug/kg	330 U	330 U	330 U	330 U
BIS(2-ETHYLHEXYL) PHTHALATE	ug/kg	1,300 U	1,300 U	1,300 U	1,300 U
C1-CHRYSENES	ug/kg	5.3 U	5.3 U	5.2 U	5.3 U

Table C-20
Summer Flounder (Fillet) Analytical Results

Location ID: / Date Analyzed:	Units	NB03FSFS355 01/25/16	NB03FSFS356 01/25/16	NB03FSFS357 01/25/16	NB03FSFS359 12/07/15
C1-FLUORANTHENES/PYRENES	ug/kg	5.3 U	5.3 U	5.2 U	5.3 U
C1-FLUORENES	ug/kg	5.3 U	5.3 U	5.2 U	5.3 U
C1-NAPHTHALENES	ug/kg	5.3 U	32	5.2 U	5.3 U
C1-PHENANTHRENE/ANTHRACENE	ug/kg	5.3 U	6.3 J	5.2 U	5.3 U
C2-CHRYSENE	ug/kg	5.3 U	5.3 U	5.2 U	5.3 U
C2-FLUORANTHENES/PYRENE	ug/kg	5.3 U	5.3 U	5.2 U	5.3 U
C2-FLUORENES	ug/kg	5.3 U	5.3 U	5.2 U	5.3 U
C2-NAPHTHALENES	ug/kg	5.3 U	13 J	5.2 U	5.3 U
C2-PHENANTHRENE/ANTHRACENE	ug/kg	5.3 U	5.3 U	5.2 U	5.3 U
C3-CHRYSENE	ug/kg	5.3 U	5.3 U	5.2 U	5.3 U
C3-FLUORANTHENES/PYRENE	ug/kg	5.3 U	5.3 U	5.2 U	5.3 U
C3-FLUORENES	ug/kg	5.3 U	5.3 U	5.2 U	5.3 U
C3-NAPHTHALENES	ug/kg	5.3 U	5.8 J	5.2 U	5.3 U
C3-PHENANTHRENE/ANTHRACENE	ug/kg	5.3 U	5.3 U	5.2 U	5.3 U
C4-CHRYSENE	ug/kg	5.3 U	5.3 U	5.2 U	5.3 U
C4-NAPHTHALENES	ug/kg	5.3 U	5.3 U	5.2 U	5.3 U
C4-PHENANTHRENE/ANTHRACENE	ug/kg	5.3 U	5.3 U	5.2 U	5.3 U
CAPROLACTAM	ug/kg	670 U	670 U	660 U	670 U
CARBAZOLE	ug/kg	330 U	330 U	330 U	330 U
CHRYSENE	ug/kg	5.3 U	5.3 U	5.2 U	5.3 U
DIBENZ(A,H)ANTHRACENE	ug/kg	5.3 U	5.3 U	5.2 U	5.3 U
DIBENZOFURAN	ug/kg	330 U	330 U	330 U	330 U
DIETHYL PHTHALATE	ug/kg	1,300 U	1,300 U	1,300 U	1,300 U
DIMETHYL PHTHALATE	ug/kg	1,300 U	1,300 U	1,300 U	1,300 U
DI-N-BUTYL PHTHALATE	ug/kg	1,300 U	1,300 U	1,300 U	1,300 U
DI-N-OCTYLPHTHALATE	ug/kg	1,300 U	1,300 U	1,300 U	1,300 U
FLUORANTHENE	ug/kg	5.3 U	9.8 J	5.2 U	5.3 U
FLUORENE	ug/kg	5.3 U	15	5.2 U	5.3 U
HEXACHLOROBUTADIENE	ug/kg	330 U	330 U	330 U	330 U
HEXACHLOROCYCLOPENTADIENE	ug/kg	3,300 U	3,300 U	3,300 U	3,300 U
HEXACHLOROETHANE	ug/kg	670 U	670 U	660 U	670 U
INDENO(1,2,3-C,D)PYRENE	ug/kg	5.3 U	5.3 U	5.2 U	5.3 U
ISOPHORONE	ug/kg	330 U	330 U	330 U	330 U
NAPHTHALENE	ug/kg	5.3 U	71	5.2 U	5.3 U
NITROBENZENE	ug/kg	330 U	330 U	330 U	330 U
N-NITROSODI-N-PROPYLAMINE	ug/kg	330 U	330 U	330 U	330 U
N-NITROSODIPHENYLAMINE	ug/kg	330 U	330 U	330 U	330 U
PENTACHLOROPHENOL	ug/kg	670 U	670 U	660 U	670 U
PERYLENE	ug/kg	5.3 U	5.3 U	5.2 U	5.3 U
PHENANTHRENE	ug/kg	5.3 U	32	5.2 U	5.3 U
PHENOL	ug/kg	330 U	330 U	330 U	330 U
PYRENE	ug/kg	5.3 U	5.7 J	5.2 U	5.3 U
PYRIDINE	ug/kg	1,300 U	1,300 U	1,300 U	1,300 U
TOTAL HMW PAHs	ug/kg	5.3 U	15.5 J	5.2 U	5.3 U
TOTAL LMW PAHs	ug/kg	5.3 U	171 J	5.2 U	5.3 U

Table C-20
Summer Flounder (Fillet) Analytical Results

Location ID: / Date Analyzed:	Units	NB03FSFS355 01/25/16	NB03FSFS356 01/25/16	NB03FSFS357 01/25/16	NB03FSFS359 12/07/15
TOTAL PAHs	ug/kg	5.3 U	186 J	5.2 U	5.3 U
Physical Parameters					
MOISTURE (WATER) CONTENT	%	314	291	338	322
PERCENT MOISTURE	%	75.8	74.5	77.1	76.3

Table C-20
Summer Flounder (Fillet) Analytical Results

Notes:

1. Totals were calculated using detected values only. If all analytes that make up a given total are non-detect, the total will be reported as the highest detection limit of the individual analytes and will be qualified with a "U" flag to indicate it is a non-detect.
2. Total PCB Congeners (209) = sum of 209 individual congener PCBs
3. Total Aroclor PCBs (Sum of 7 Aroclors) = sum of Aroclor-1016, Aroclor-1221, Aroclor-1232, Aroclor-1242, Aroclor-1248, Aroclor-1254, and Aroclor-1260
4. Total Aroclor PCBs (Sum of 9 Aroclors) = sum of Aroclor-1016, Aroclor-1221, Aroclor-1232, Aroclor-1242, Aroclor-1248, Aroclor-1254, Aroclor-1260, Aroclor-1262, and Aroclor-1268
5. Total Alpha + Gamma Chlordane = sum of alpha-Chlordane and gamma-Chlordane
6. Total DDT (2,4) = sum of 2,4'-DDD, 2,4'-DDE, and 2,4'-DDT
7. Total DDT (4,4) = sum of 4,4'-DDD, 4,4'-DDE, and 4,4'-DDT
8. Total DDT (2,4 & 4,4) = sum of 2,4'-DDD, 2,4'-DDE, 2,4'-DDT, 4,4'-DDD, 4,4'-DDE, and 4,4'-DDT
9. Total HMW PAHs = sum of fluoranthene, pyrene, benzo(a)anthracene, chrysene, benzo(b)fluoranthene, benzo(k)fluoranthene, benzo(a)pyrene, indeno(1,2,3-cd)pyrene, dibenzo(a,h)anthracene, and benzo(g,h,i)perylene.
10. Total LMW PAHs = sum of naphthalene, 2-methylnaphthalene, acenaphthylene, acenaphthene, fluorene, phenanthrene, and anthracene.
11. Total PAHs = sum of Total LMW PAHs and Total HMW PAHs.

DDD = dichlorodiphenyldichloroethane
DDE = dichlorodiphenyldichloroethylene
DDT = dichlorodiphenyltrichloroethane
HMW = high molecular weight
LMW = low molecular weight
PAH = polycyclic aromatic hydrocarbon
PCB = polychlorinated biphenyl

% = percent
mg/kg = milligrams per kilogram
ng/g = nanograms per gram
ng/kg = nanograms per kilogram
pg/g = picograms per gram
ug/kg = micrograms per kilogram

Table C-21
White Perch (Fillet) Analytical Results

Sample Name: / Date Analyzed:	Units	NB03FWPC-COMP07 05/04/16	NB03FWPC-COMP08 05/04/16	NB03FWPC-COMP09 05/02/16	NB03FWPC-COMP10 05/02/16	NB03FWPC-COMP11 05/02/16
Dioxins/Furans						
1,2,3,4,6,7,8-HEPTACHLORODIBENZOFURAN	ng/kg	1.85 JB	1.54 JB	4.12 JB	3.91 JB	2.93 JB
1,2,3,4,6,7,8-HEPTACHLORODIBENZO-P-DIOXIN	ng/kg	0.481 JBQ	0.218 JBQ	0.308 JB	0.312 JB	0.323 JBQ
1,2,3,4,7,8,9-HEPTACHLORODIBENZOFURAN	ng/kg	0.102 JBQ	0.0616 U	0.0786 U	0.181 JBQ	0.0808 U
1,2,3,4,7,8-HEXACHLORODIBENZOFURAN	ng/kg	1.55 J	1.5 J	1.75 J	1.32 J	1.69 J
1,2,3,4,7,8-HEXACHLORODIBENZO-P-DIOXIN	ng/kg	0.195 J	0.224 JQ	0.324 JB	0.25 JB	0.206 JBQ
1,2,3,6,7,8-HEXACHLORODIBENZOFURAN	ng/kg	1.14 JQ	0.739 J	1.66 JB	1.64 JB	1.29 JB
1,2,3,6,7,8-HEXACHLORODIBENZO-P-DIOXIN	ng/kg	0.595 JB	0.353 JB	0.394 JB	0.502 JB	0.542 JBQ
1,2,3,7,8,9-HEXACHLORODIBENZOFURAN	ng/kg	0.0634 U	0.0537 JB	0.0897 JBQ	0.208 JBQ	0.0626 JBQ
1,2,3,7,8,9-HEXACHLORODIBENZO-P-DIOXIN	ng/kg	0.0814 JQ	0.059 U	0.103 JBQ	0.224 JBQ	0.123 JB
1,2,3,7,8-PENTACHLORODIBENZOFURAN	ng/kg	2.38 JB	1.73 JB	3.96 JB	3.31 JB	3.3 JB
1,2,3,7,8-PENTACHLORODIBENZO-P-DIOXIN	ng/kg	0.197 U	0.635 JBQ	0.544 JQ	0.107 U	0.0882 U
2,3,4,6,7,8-HEXACHLORODIBENZOFURAN	ng/kg	0.201 JQ	0.176 JQ	0.205 JB	0.33 JB	0.223 JB
2,3,4,7,8-PENTACHLORODIBENZOFURAN	ng/kg	3.45 JB	2.56 JB	3.62 JB	3.42 JB	3.97 JB
2,3,7,8-TETRACHLORODIBENZOFURAN	ng/kg	3.72 C	2.28 C	3.39 C	4.33 C	3.09 C
2,3,7,8-TETRACHLORODIBENZO-P-DIOXIN	ng/kg	31.8 B	8.36 B	14.1 B	10.2 B	15.8 B
OCTACHLORODIBENZOFURAN	ng/kg	0.0977 JB	0.162 JBQ	0.29 JBQ	0.408 JB	0.298 JBQ
OCTACHLORODIBENZO-P-DIOXIN	ng/kg	0.606 JBQ	0.482 JB	0.568 JBQ	0.65 JB	0.596 JB
PERCENT LIPIDS	%	1.6	0.99	1.6	1.5	1.5
Metals						
ALUMINUM	mg/kg	5.33 U	5.44 U	5 U	5.79 B	5.14 U
ANTIMONY	mg/kg	0.0629 U	0.0641 U	0.0589 U	0.0584 U	0.0606 U
ARSENIC	mg/kg	0.3 B	0.796	0.354 B	0.578	0.588
BARIUM	mg/kg	0.175 U	0.24 B	0.164 U	0.163 U	0.169 U
BERYLLIUM	mg/kg	0.0135 U	0.0138 U	0.0127 U	0.0126 U	0.013 U
CADMIUM	mg/kg	0.0438 U	0.0447 U	0.0411 U	0.0407 U	0.0422 U
CALCIUM	mg/kg	329	1,390	1,440	408	1,900
CHROMIUM	mg/kg	0.278 B	0.0971 U	0.159 B	0.143 B	0.0979 B
COBALT	mg/kg	0.019 U	0.0194 U	0.0179 U	0.0177 U	0.0183 U
COPPER	mg/kg	0.623	0.546	0.648	0.579	0.566
IRON	mg/kg	6.4 B	4.49 U	6.09 B	5.48 B	4.87 B
LEAD	mg/kg	0.103 B	0.0252 U	0.045 B	0.0257 B	0.0542 B
MAGNESIUM	mg/kg	310	328	309	251	266
MANGANESE	mg/kg	0.212 B	0.375 B	0.15 U	0.22 B	0.154 U
MERCURY	ng/g	195	341	359	354	264
METHYL MERCURY	ng/g	317	421	489	438	366
NICKEL	mg/kg	0.179 U	0.183 U	0.168 U	0.166 U	0.172 U
POTASSIUM	mg/kg	3,770	3,840	3,970	3,890	3,600
SELENIUM	mg/kg	0.584	0.795	0.501	0.497	0.497
SILVER	mg/kg	0.019 U	0.0194 U	0.0179 U	0.0177 U	0.0183 U
SODIUM	mg/kg	828	833	1,050	821	824
THALLIUM	mg/kg	0.0286 U	0.0291 U	0.0268 U	0.0265 U	0.0275 U
TITANIUM	mg/kg	0.352 U	0.359 U	0.33 U	0.327 U	0.339 U
VANADIUM	mg/kg	0.0286 U	0.0291 U	0.0268 U	0.0265 U	0.0275 U
ZINC	mg/kg	8.28	11	10.7	16.7	12.3

Table C-21
White Perch (Fillet) Analytical Results

Sample Name: / Date Analyzed:	Units	NB03FWPC-COMP07 05/04/16	NB03FWPC-COMP08 05/04/16	NB03FWPC-COMP09 05/02/16	NB03FWPC-COMP10 05/02/16	NB03FWPC-COMP11 05/02/16
Butyltins						
DIBUTYLTIN	ug/kg	1.3 UJ	1.3 UJ	1.3 UJ	1.3 UJ	1.3 UJ
MONOBUTYLTIN	ug/kg	20 UCN	21 UCN	20 UCN	20 UCN	20 UCN
TETRA-N-BUTYLTIN	ug/kg	1.7 U	1.7 U	1.7 U	1.7 U	1.7 U
TRIBUTYLTIN	ug/kg	1.5 U	1.5 U	1.5 U	1.5 U	1.5 U
Aroclor PCBs						
AROCLOR 1016	ug/kg	36 U	36 U	7.2 U	7.2 U	36 U
AROCLOR 1221	ug/kg	46 U	46 U	9.2 U	9.2 U	46 U
AROCLOR 1232	ug/kg	80 U	80 U	16 U	16 U	80 U
AROCLOR 1242	ug/kg	33 U	33 U	6.6 U	6.6 U	33 U
AROCLOR 1248	ug/kg	580	480	210 J	150 J	230
AROCLOR 1254	ug/kg	430	500	220	160	240 J
AROCLOR 1260	ug/kg	240 J	260 PJ	72	55	120 JPN
AROCLOR 1262	ug/kg	33 U	33 U	6.6 U	6.6 U	33 U
AROCLOR 1268	ug/kg	33 U	33 U	6.6 U	6.6 U	33 U
TOTAL AROCLOR PCBs (SUM OF 7 AROCLORS)	ug/kg	1,250 J	1,240 J	502 J	365 J	590 J
TOTAL AROCLOR PCBs (SUM OF 9 AROCLORS)	ug/kg	1,250 J	1,240 J	502 J	365 J	590 J
Pesticides						
2,4'-DDD	pg/g	13,100	34,300 JD	4,660	5,710	16,700
2,4'-DDE	pg/g	6,550	12,300 J	3,370	3,390	10,000
2,4'-DDT	pg/g	675	2,420	115	218	354
4,4'-DDD	pg/g	59,900 D	102,000 JD	19,200	18,800	63,400 D
4,4'-DDE	pg/g	98,000 BD	153,000 JBD	56,700 BD	46,900 BD	93,200 BD
4,4'-DDT	pg/g	4,160	8,700	961	1,260	2,640
ALDRIN	pg/g	109	46.6	51	15.2 J	29.8 J
ALPHA BHC	pg/g	6.4 U	43.3	25.6 JB	24.3 JB	24.8 JB
ALPHA ENDOSULFAN	pg/g	57.4 U	57.4 U	57.4 U	57.4 U	57.4 U
BETA BHC	pg/g	44.2	41.2	18.1 J	22.3 J	28.9 J
BETA ENDOSULFAN	pg/g	58.3 U	58.3 U	58.3 U	58.3 U	58.3 U
CIS-CHLORDANE	pg/g	55,200 D	23,700 J	18,600	10,300	13,500
CIS-NONACHLOR	pg/g	11,800	9,250 J	6,530 D	4,210	5,710 D
DELTA BHC	pg/g	5.08 U	5.08 U	5.08 U	5.08 U	5.08 U
DIELDRIN	pg/g	11,700	10,300 J	6,360 D	3,940	6,000 D
ENDOSULFAN SULFATE	pg/g	63.3 U	63.3 U	63.3 U	63.3 U	63.3 U
ENDRIN	pg/g	69.3	36.5 J	21.5 J	13.9 U	29.1 J
ENDRIN ALDEHYDE	pg/g	131 U	131 U	131 U	131 U	131 U
ENDRIN KETONE	pg/g	76 U	76 U	76 U	R	76 U
GAMMA BHC (LINDANE)	pg/g	21.2 J	24.7 J	11 J	9.17 J	19.2 J
HEPTACHLOR	pg/g	36.5 J	31.3 J	32.5 U	10.4 J	21.2 J
HEPTACHLOR EPOXIDE	pg/g	4,700	2,070	1,230	676	1,430
HEXACHLOROBENZENE	pg/g	2,220 B	1,230 JB	955 B	581 B	1,190 B
METHOXYCHLOR	pg/g	38.9 UJ	38.9 UJ	38.9 U	38.9 U	38.9 U
MIREX	pg/g	147	230	94.9	111	84
OXYCHLORDANE	pg/g	2,890	2,990	1,620	1,270	1,600
TRANS-CHLORDANE	pg/g	11,300	4,150 J	4,980	1,740	3,620

Table C-21
White Perch (Fillet) Analytical Results

Sample Name: / Date Analyzed:	Units	NB03FWPC-COMP07 05/04/16	NB03FWPC-COMP08 05/04/16	NB03FWPC-COMP09 05/02/16	NB03FWPC-COMP10 05/02/16	NB03FWPC-COMP11 05/02/16
TRANS-HEPTACHLOR EPOXIDE	pg/g	17 U	17 U	17 U	17 U	17 U
TRANS-NONACHLOR	pg/g	30,000 D	18,400 JD	17,400 B	10,200 B	13,200 B
TOTAL ALPHA + GAMMA CHLORDANE	pg/g	66,500	27,900 J	23,600	12,000	17,100
TOTAL DDT (2,4)	pg/g	20,300	49,000 J	8,150	9,320	27,100
TOTAL DDT (4,4)	pg/g	162,000	264,000 J	76,900	67,000	159,000
TOTAL DDT (2,4 & 4,4)	pg/g	182,000	313,000 J	85,000	76,300	186,000
PCB Congeners						
PCB-1	ng/kg	R	R	109 B	R	47.8 B
PCB-2	ng/kg	3.38 U	3.38 U	3.41 U	3.41 U	3.41 U
PCB-3	ng/kg	5.31 U	5.3 U	R	5.36 U	R
PCB-4	ng/kg	650	519	1,440 B	660 B	631 B
PCB-5	ng/kg	6.46 J	3.86 U	4.97 J	3.89 U	4.38 J
PCB-6	ng/kg	313	143	355	306	234
PCB-7	ng/kg	26.1	12.7	20.5	18.5	15.6
PCB-8	ng/kg	604 B	307 B	619 B	477 B	421 B
PCB-9	ng/kg	48.2	22.7	41.1	32.5	32.9
PCB-10	ng/kg	39.8	45	160	71	55.5
PCB-11	ng/kg	16.4 U	16.4 U	R	157 B	16.6 U
PCB-12/13	ng/kg	14 J	10.7 J	17.3 J	17.2 J	9.26 U
PCB-14	ng/kg	3.86 U	3.86 U	3.9 U	3.89 U	3.9 U
PCB-15	ng/kg	7.72 U	17.3 J	R	7.79 U	R
PCB-16	ng/kg	1,420 B	747 B	1,740 B	1,250 B	1,400 B
PCB-17	ng/kg	2,650 B	1,550 B	3,820 BE	2,680 B	2,720 B
PCB-18/30	ng/kg	4,490 B	2,400 B	5,830 B	4,330 B	4,510 B
PCB-19	ng/kg	628	364	920	583	541
PCB-20/28	ng/kg	13,900 BE	8,880 BE	18,300 BE	15,100 BE	15,100 BE
PCB-21/33	ng/kg	2,430	1,120	2,240	1,720	1,850
PCB-22	ng/kg	2,630	1,470	2,910 B	2,290 B	2,360 B
PCB-23	ng/kg	6.85 J	4.53 J	6.64 J	5.44 J	6.05 J
PCB-24	ng/kg	53	4.82 U	4.87 U	4.87 U	4.87 U
PCB-25	ng/kg	2,090	1,160	2,830	2,220	2,050
PCB-26/29	ng/kg	2,790	1,780	3,840	3,380	2,970
PCB-27	ng/kg	519	330	810	574	565
PCB-31	ng/kg	6,940 BE	4,120 BE	10,200 BE	9,200 BE	7,950 BE
PCB-32	ng/kg	2,820	1,550	3,160 BE	2,440 B	2,430 B
PCB-34	ng/kg	125	77.2	192	129	143
PCB-35	ng/kg	4.34 U	4.34 U	4.39 U	4.38 U	4.39 U
PCB-36	ng/kg	3.86 U	3.86 U	3.9 U	3.89 U	3.9 U
PCB-37	ng/kg	360	190	324	380	155
PCB-38	ng/kg	11.9	9.24 J	20.2	17.1	17.1
PCB-39	ng/kg	58.7	37.8	77.4	55.3	69.7
PCB-40/71	ng/kg	7,530	5,580	11,900 E	10,200	10,100
PCB-41	ng/kg	493	327	384	438	464
PCB-42	ng/kg	5,040	4,400	8,490 E	7,010 E	6,840 E
PCB-43	ng/kg	739	526	1,040	962	937

Table C-21
White Perch (Fillet) Analytical Results

Sample Name: / Date Analyzed:	Units	NB03FWPC-COMP07 05/04/16	NB03FWPC-COMP08 05/04/16	NB03FWPC-COMP09 05/02/16	NB03FWPC-COMP10 05/02/16	NB03FWPC-COMP11 05/02/16
PCB-44/47/65	ng/kg	20,100 BE	16,100 B	31,900 E	26,900 E	26,000 E
PCB-45	ng/kg	10.6 U	1,060	2,140	1,810	1,730
PCB-46	ng/kg	685	399	873	673	735
PCB-48	ng/kg	2,490	1,830	3,320	2,760	3,220
PCB-49/69	ng/kg	15,100 BE	13,000 BE	27,600 E	23,500 E	21,900 E
PCB-50/53	ng/kg	2,970	1,770	3,850	3,000	3,090
PCB-51	ng/kg	2,680	1,020	2,360	1,590	1,620
PCB-52	ng/kg	21,900 BE	17,900 BE	37,100 BE	31,700 BE	32,700 BE
PCB-54	ng/kg	206	46.6	114	54.8	72.8
PCB-55	ng/kg	109	69.2	120	153	129
PCB-56	ng/kg	5,500	4,230	7,190 E	6,140 E	6,540 E
PCB-57	ng/kg	101	94.4	156	121	131
PCB-58	ng/kg	101	106	187	160	161
PCB-60	ng/kg	1,890	1,640	2,890	3,040	2,980
PCB-61/70/74/76	ng/kg	27,700 E	24,800 E	44,800 E	39,100 E	39,900 E
PCB-62/75	ng/kg	1,660	1,360	2,620	2,310	2,250
PCB-63	ng/kg	909	872	1,520	1,510	1,330
PCB-64	ng/kg	7,370 BE	6,160 BE	12,400 E	10,800 E	10,500 E
PCB-66	ng/kg	17,900 BE	18,500 BE	32,200 BE	29,500 BE	29,300 BE
PCB-67	ng/kg	538	381	753	571	644
PCB-68	ng/kg	304	292	539	436	418
PCB-72	ng/kg	412	415	778	652	624
PCB-73	ng/kg	84.1	58.2	125	92.6	67.8
PCB-77	ng/kg	934	737	1,120	1,060	1,050
PCB-78	ng/kg	7.72 U	7.71 U	7.8 U	7.79 U	7.8 U
PCB-79	ng/kg	142	146	260	214	205
PCB-80	ng/kg	5.31 U	5.3 U	5.36 U	5.36 U	5.36 U
PCB-81	ng/kg	30.4	31.8	8.77 U	36.1	43.9
PCB-82	ng/kg	1,220	1,170	2,030	1,780	1,630
PCB-83	ng/kg	844	R	R	1,130	R
PCB-84	ng/kg	3,310	2,770	5,260	4,180	4,660
PCB-85/116/117	ng/kg	3,300	3,930	6,680	6,370	5,260
PCB-86/87/97/109/119/125	ng/kg	10,300	10,200	18,400 E	16,000	15,300
PCB-88	ng/kg	10.6 U	10.6 U	10.7 U	10.7 U	10.7 U
PCB-89	ng/kg	201	158	304	278	275
PCB-90/101/113	ng/kg	18,900 BE	19,200 BE	36,500 BE	31,600 BE	30,300 BE
PCB-91	ng/kg	3,450	3,260	6,430 E	5,380	5,160
PCB-92	ng/kg	3,940	R	R	R	R
PCB-93/100	ng/kg	1,110	698	1,330	1,020	1,000
PCB-94	ng/kg	269	158	330	241	269
PCB-95	ng/kg	11,700 E	10,600 E	22,600 E	18,500 E	19,700 E
PCB-96	ng/kg	159	96.7	188	150	169
PCB-98/102	ng/kg	1,130	889	1,930	1,440	1,540
PCB-99	ng/kg	12,200 E	R	25,500 E	R	21,300 E
PCB-103	ng/kg	460	391	709	568	547

Table C-21
White Perch (Fillet) Analytical Results

Sample Name: / Date Analyzed:	Units	NB03FWPC-COMP07 05/04/16	NB03FWPC-COMP08 05/04/16	NB03FWPC-COMP09 05/02/16	NB03FWPC-COMP10 05/02/16	NB03FWPC-COMP11 05/02/16
PCB-104	ng/kg	93	6.75 U	71.5	44.2	54.5
PCB-105	ng/kg	5,370	6,000 E	8,950 E	9,150 E	8,020 E
PCB-106	ng/kg	8.2 U	8.2 U	8.28 U	8.28 U	8.28 U
PCB-107	ng/kg	1,700	2,060	3,090	3,060	2,670
PCB-108/124	ng/kg	666	679	1,040	922	919
PCB-110/115	ng/kg	18,700 BE	17,700 BE	34,100 BE	28,700 BE	29,600 BE
PCB-111	ng/kg	25.2	29.4	49.2	47.9	39.5
PCB-112	ng/kg	76.1	R	119	R	178
PCB-114	ng/kg	389	466	660	694	632
PCB-118	ng/kg	19,800 BE	23,500 BE	34,400 BE	33,400 BE	30,800 BE
PCB-120	ng/kg	118	151	265	239	208
PCB-121	ng/kg	18.7 J	18.5 J	29.4	24.3 J	26
PCB-122	ng/kg	169	190	229	197	273
PCB-123	ng/kg	385	505	750	677	669
PCB-126	ng/kg	48.3	48.7	72.1	63.4	77.7
PCB-127	ng/kg	28.6	32.9	44.8	40.3	37.1
PCB-128/166	ng/kg	2,040	2,460	3,750	3,480	2,790
PCB-129/138/163	ng/kg	20,200 BE	22,900 BE	37,500 E	37,700 E	30,800 E
PCB-130	ng/kg	R	R	R	R	R
PCB-131	ng/kg	R	R	R	R	R
PCB-132	ng/kg	R	R	R	R	R
PCB-133	ng/kg	528	614	897	818	688
PCB-134	ng/kg	R	R	R	R	R
PCB-135/151	ng/kg	5,880	5,250	9,240	8,450	7,710
PCB-136	ng/kg	1,470	1,180	2,200	1,840	1,870
PCB-137	ng/kg	853	946	1,560	1,470	1,290
PCB-139/140	ng/kg	360	R	665	581	511
PCB-141	ng/kg	3,320	2,960	4,890	4,360	3,870
PCB-142	ng/kg	R	R	R	R	R
PCB-143	ng/kg	R	R	R	R	R
PCB-144	ng/kg	R	R	R	R	R
PCB-145	ng/kg	7.72 U	7.71 U	7.8 U	8.29 J	9.11 J
PCB-146	ng/kg	R	R	R	R	R
PCB-147/149	ng/kg	13,400 BE	12,600 BE	22,700 BE	19,600 BE	18,400 BE
PCB-148	ng/kg	80.5	79.3	133	122	105
PCB-150	ng/kg	79.1	72.7	131	112	106
PCB-152	ng/kg	31.4	14.8 J	33.6	22.2 J	26
PCB-153/168	ng/kg	20,900 BE	25,500 BE	41,600 BE	43,600 BE	34,500 BE
PCB-154	ng/kg	571	641	1,080	992	872
PCB-155	ng/kg	219	166	291	247	270
PCB-156/157	ng/kg	1,900	2,180	3,350	3,250	2,870
PCB-158	ng/kg	1,560	1,610	2,730	2,660	2,250
PCB-159	ng/kg	6.76 U	6.75 U	6.82 U	6.82 U	6.82 U
PCB-160	ng/kg	30.4 U	30.4 U	30.7 U	30.7 U	30.7 U
PCB-161	ng/kg	R	R	R	R	R

Table C-21
White Perch (Fillet) Analytical Results

Sample Name: / Date Analyzed:	Units	NB03FWPC-COMP07 05/04/16	NB03FWPC-COMP08 05/04/16	NB03FWPC-COMP09 05/02/16	NB03FWPC-COMP10 05/02/16	NB03FWPC-COMP11 05/02/16
PCB-162	ng/kg	6.27 U	102	6.34 U	144	147
PCB-164	ng/kg	1,050	R	1,710	1,450	1,480
PCB-165	ng/kg	R	R	R	R	R
PCB-167	ng/kg	736	896	1,420	1,390	1,160
PCB-169	ng/kg	7.24 U	7.23 U	7.31 U	7.3 U	7.31 U
PCB-170	ng/kg	3,760	4,090	6,440 E	6,770 E	4,990
PCB-171/173	ng/kg	R	R	R	R	R
PCB-172	ng/kg	758	881	R	1,480	R
PCB-174	ng/kg	R	R	R	R	R
PCB-175	ng/kg	R	193	R	R	R
PCB-176	ng/kg	333	252	503	491	395
PCB-177	ng/kg	R	R	R	R	R
PCB-178	ng/kg	1,070	1,170	1,990	2,060	1,560
PCB-179	ng/kg	1,140	964	1,780	1,660	1,460
PCB-180/193	ng/kg	10,700	12,000 E	18,900 E	20,600 E	14,600 E
PCB-181	ng/kg	R	R	R	R	R
PCB-182	ng/kg	R	R	R	R	R
PCB-183/185	ng/kg	R	R	R	R	R
PCB-184	ng/kg	21.7 J	22.9 J	58.1	49.8	43.2
PCB-186	ng/kg	7.24 U	7.23 U	7.31 U	7.3 U	7.31 U
PCB-187	ng/kg	R	R	R	R	R
PCB-188	ng/kg	36.2	R	75.2	79.8	60
PCB-189	ng/kg	R	165	R	283	R
PCB-190	ng/kg	819	934	1,440	1,510	1,130
PCB-191	ng/kg	163	172	277	304	218
PCB-192	ng/kg	R	6.27 U	R	R	R
PCB-194	ng/kg	1,890	2,140	3,760	3,740	2,700
PCB-195	ng/kg	670	751	1,280	1,290	943
PCB-196	ng/kg	936	1,040	1,920	1,910	1,350
PCB-197/200	ng/kg	R	R	R	R	R
PCB-198/199	ng/kg	2,410	2,680	5,190	4,960	3,660
PCB-201	ng/kg	250	302	583	562	435
PCB-202	ng/kg	725	1,030	1,780	1,720	1,310
PCB-203	ng/kg	1,640	1,990	3,540	3,410	2,610
PCB-204	ng/kg	10.1 U	10.1 U	10.4 J	10.2 U	10.2 U
PCB-205	ng/kg	76	88.1	156	152	115
PCB-206	ng/kg	1,040	R	R	R	R
PCB-207	ng/kg	99.9	134	303	290	212
PCB-208	ng/kg	367	R	R	813	R
PCB-209	ng/kg	491	633	1,330	1,250	978
TOTAL PCB CONGENERS (209)	ng/kg	416,000 J	367,000 J	698,000 J	608,000 J	584,000 J
Semivolatiles						
1,2,4,5-TETRACHLOROBENZENE	ug/kg	330 U	330 U	67 U	65 U	67 U
1,2-DIPHENYLHYDRAZINE	ug/kg	330 U	330 U	67 U	65 U	67 U
1-METHYLNAPHTHALENE	ug/kg	13 U	13 U	13 U	13 U	13 U

Table C-21
White Perch (Fillet) Analytical Results

Sample Name: / Date Analyzed:	Units	NB03FWPC-COMP07 05/04/16	NB03FWPC-COMP08 05/04/16	NB03FWPC-COMP09 05/02/16	NB03FWPC-COMP10 05/02/16	NB03FWPC-COMP11 05/02/16
2,3,4,6-TETRACHLOROPHENOL	ug/kg	1,300 U	1,300 U	270 U	260 U	270 U
2,4,5-TRICHLOROPHENOL	ug/kg	330 U	330 U	67 U	65 U	67 U
2,4,6-TRICHLOROPHENOL	ug/kg	330 U	330 U	67 U	65 U	67 U
2,4-DICHLOROPHENOL	ug/kg	330 U	330 U	67 U	65 U	67 U
2,4-DIMETHYLPHENOL	ug/kg	330 U	330 U	67 U	65 U	67 U
2,4-DINITROPHENOL	ug/kg	6,000 U	6,000 U	1,200 U	1,200 U	1,200 U
2,4-DINITROTOLUENE	ug/kg	1,300 U	1,300 U	270 U	260 U	270 U
2,6-DINITROTOLUENE	ug/kg	330 U	330 U	67 U	65 U	67 U
2-CHLORONAPHTHALENE	ug/kg	130 U	130 U	27 U	26 U	27 U
2-CHLOROPHENOL	ug/kg	330 U	330 U	67 U	65 U	67 U
2-METHYLNAPHTHALENE	ug/kg	13 U	13 U	13 U	13 U	13 U
2-METHYLPHENOL (O-CRESOL)	ug/kg	330 U	330 U	67 U	65 U	67 U
2-NITROANILINE	ug/kg	330 U	330 U	67 U	65 U	67 U
2-NITROPHENOL	ug/kg	330 U	330 U	67 U	65 U	67 U
3,3'-DICHLOROBENZIDINE	ug/kg	2,000 U	2,000 U	400 U	390 U	400 U
3-NITROANILINE	ug/kg	1,300 U	1,300 U	270 U	260 U	270 U
4,6-DINITRO-2-METHYLPHENOL	ug/kg	3,300 U	3,300 U	670 U	650 U	670 U
4-BROMOPHENYL PHENYL ETHER	ug/kg	330 U	330 U	67 U	65 U	67 U
4-CHLORO-3-METHYLPHENOL	ug/kg	330 U	330 U	67 U	65 U	67 U
4-CHLOROANILINE	ug/kg	670 U	660 U	130 U	130 U	130 U
4-CHLOROPHENYL PHENYL ETHER	ug/kg	330 U	330 U	67 U	65 U	67 U
4-METHYLPHENOL (P-CRESOL)	ug/kg	330 U	330 U	67 U	65 U	67 U
4-NITROANILINE	ug/kg	1,300 U	1,300 U	270 U	260 U	270 U
4-NITROPHENOL	ug/kg	3,300 U	3,300 U	670 U	650 U	670 U
ACENAPHTHENE	ug/kg	13 U	13 U	13 U	13 U	13 U
ACENAPHTHYLENE	ug/kg	13 U	13 U	13 U	13 U	13 U
ACETOPHENONE	ug/kg	330 U	330 U	67 U	65 U	67 U
ANTHRACENE	ug/kg	13 U	13 U	13 U	13 U	13 U
ATRAZINE	ug/kg	670 U	660 U	130 UJ	130 UJ	130 UJ
BENZALDEHYDE	ug/kg	1,300 U	1,300 U	270 UJ	260 UJ	270 UJ
BENZIDINE	ug/kg	5,000 U	5,000 U	1,000 U	970 U	1,000 U
BENZO(A)ANTHRACENE	ug/kg	13 U	13 U	13 U	13 U	13 U
BENZO(A)PYRENE	ug/kg	13 U	13 U	13 U	13 U	13 U
BENZO(B)FLUORANTHENE	ug/kg	13 U	13 U	13 U	13 U	13 U
BENZO(G,H,I)PERYLENE	ug/kg	13 U	13 U	13 U	13 U	13 U
Benzo(j)+(k)Fluoranthene	ug/kg	13 U	13 U	13 U	13 U	13 U
BENZO[E]PYRENE	ug/kg	13 U	13 U	13 U	13 U	13 U
BENZOIC ACID	ug/kg	3,300 U	3,300 U	670 U	650 U	670 U
BENZYL BUTYL PHTHALATE	ug/kg	1,300 U	1,300 U	270 U	260 U	270 U
BIPHENYL (DIPHENYL)	ug/kg	330 U	330 U	67 U	65 U	67 U
BIS(2-CHLOROETHOXY) METHANE	ug/kg	330 U	330 U	67 U	65 U	67 U
BIS(2-CHLOROETHYL) ETHER (2-CHLOROETHYL ETHER)	ug/kg	330 U	330 U	67 U	65 U	67 U
BIS(2-CHLOROISOPROPYL) ETHER	ug/kg	330 UJ	330 UJ	67 U	65 U	67 U
BIS(2-ETHYLHEXYL) PHTHALATE	ug/kg	1,300 U	1,300 U	270 U	260 U	270 U
C1-CHRYSENES	ug/kg	13 U	13 U	13 U	13 U	13 U

Table C-21
White Perch (Fillet) Analytical Results

Sample Name: / Date Analyzed:	Units	NB03FWPC-COMP07 05/04/16	NB03FWPC-COMP08 05/04/16	NB03FWPC-COMP09 05/02/16	NB03FWPC-COMP10 05/02/16	NB03FWPC-COMP11 05/02/16
C1-FLUORANTHENES/PYRENES	ug/kg	13 U	13 U	13 U	13 U	13 U
C1-FLUORENES	ug/kg	13 U	13 U	13 U	13 U	13 U
C1-NAPHTHALENES	ug/kg	13 U	13 U	13 U	13 U	13 U
C1-PHENANTHRENE/ANTHRACENE	ug/kg	13 U	13 U	13 U	13 U	13 U
C2-CHRYSENE	ug/kg	13 U	13 U	13 U	13 U	13 U
C2-FLUORANTHENES/PYRENE	ug/kg	13 U	13 U	13 U	13 U	13 U
C2-FLUORENES	ug/kg	13 U	13 U	13 U	13 U	13 U
C2-NAPHTHALENES	ug/kg	13 U	13 U	13 U	13 U	13 U
C2-PHENANTHRENE/ANTHRACENE	ug/kg	13 U	13 U	13 U	13 U	13 U
C3-CHRYSENE	ug/kg	13 U	13 U	13 U	13 U	13 U
C3-FLUORANTHENES/PYRENE	ug/kg	13 U	13 U	13 U	13 U	13 U
C3-FLUORENES	ug/kg	13 U	13 U	13 U	13 U	13 U
C3-NAPHTHALENES	ug/kg	13 U	13 U	13 U	13 U	13 U
C3-PHENANTHRENE/ANTHRACENE	ug/kg	13 U	13 U	13 U	13 U	13 U
C4-CHRYSENE	ug/kg	13 U	13 U	13 U	13 U	13 U
C4-NAPHTHALENES	ug/kg	13 U	13 U	13 U	13 U	13 U
C4-PHENANTHRENE/ANTHRACENE	ug/kg	13 U	13 U	13 U	13 U	13 U
CAPROLACTAM	ug/kg	670 U	660 U	130 U	130 U	130 U
CARBAZOLE	ug/kg	330 U	330 U	67 U	65 U	67 U
CHRYSENE	ug/kg	13 U	13 U	13 U	13 U	13 U
DIBENZ(A,H)ANTHRACENE	ug/kg	13 U	13 U	13 U	13 U	13 U
DIBENZOFURAN	ug/kg	330 U	330 U	67 U	65 U	67 U
DIETHYL PHTHALATE	ug/kg	1,300 U	1,300 U	270 U	260 U	270 U
DIMETHYL PHTHALATE	ug/kg	1,300 U	1,300 U	270 U	260 U	270 U
DI-N-BUTYL PHTHALATE	ug/kg	1,300 U	1,300 U	270 U	260 U	270 U
DI-N-OCTYLPHTHALATE	ug/kg	1,300 U	1,300 U	270 U	260 U	270 U
FLUORANTHENE	ug/kg	13 U	13 U	13 U	13 U	13 U
FLUORENE	ug/kg	13 U	13 U	13 U	13 U	13 U
HEXACHLOROBUTADIENE	ug/kg	330 U	330 U	67 U	65 U	67 U
HEXACHLOROCYCLOPENTADIENE	ug/kg	3,300 U	3,300 U	670 U	650 U	670 U
HEXACHLOROETHANE	ug/kg	670 U	660 U	130 U	130 U	130 U
INDENO(1,2,3-C,D)PYRENE	ug/kg	13 U	13 U	13 U	13 U	13 U
ISOPHORONE	ug/kg	330 U	330 U	86 J	71 J	67 U
NAPHTHALENE	ug/kg	13 U	13 U	13 U	13 U	13 U
NITROBENZENE	ug/kg	330 U	330 U	67 U	65 U	67 U
N-NITROSODI-N-PROPYLAMINE	ug/kg	330 U	330 U	67 U	65 U	67 U
N-NITROSODIPHENYLAMINE	ug/kg	330 U	330 U	67 U	65 U	67 U
PENTACHLOROPHENOL	ug/kg	670 UJ	660 UJ	130 U	130 U	130 U
PERYLENE	ug/kg	13 U	13 U	13 U	13 U	13 U
PHENANTHRENE	ug/kg	13 U	13 U	13 U	13 U	13 U
PHENOL	ug/kg	330 U	330 U	67 U	65 U	67 U
PYRENE	ug/kg	13 U	13 U	13 U	13 U	13 U
PYRIDINE	ug/kg	1,300 U	1,300 U	270 U	260 U	270 U
TOTAL HMW PAHs	ug/kg	13 U	13 U	13 U	13 U	13 U
TOTAL LMW PAHs	ug/kg	13 U	13 U	13 U	13 U	13 U

Table C-21
White Perch (Fillet) Analytical Results

Sample Name: / Date Analyzed:	Units	NB03FWPC-COMP07 05/04/16	NB03FWPC-COMP08 05/04/16	NB03FWPC-COMP09 05/02/16	NB03FWPC-COMP10 05/02/16	NB03FWPC-COMP11 05/02/16
TOTAL PAHs	ug/kg	13 U	13 U	13 U	13 U	13 U
Physical Parameters						
MOISTURE (WATER) CONTENT	%	365	315	388	401	379
PERCENT MOISTURE	%	78.5	75.9	79.5	80	79.1

Table C-21
White Perch (Fillet) Analytical Results

Sample Name: / Date Analyzed:	Units	NB03FWPC-COMP12 05/04/16	NB03FWPN-COMP07 05/04/16	NB03FWPN-COMP08 05/02/16	NB03FWPN-COMP09 05/04/16	NB03FWPN-COMP10 05/02/16
Dioxins/Furans						
1,2,3,4,6,7,8-HEPTACHLORODIBENZOFURAN	ng/kg	1.53 JB [1.65 JB]	1.55 JB	1.74 JB	1.13 JB	1.54 JB
1,2,3,4,6,7,8-HEPTACHLORODIBENZO-P-DIOXIN	ng/kg	0.263 JBQ [0.281 JBQ]	0.225 JBQ	0.416 JB	0.309 JBQ	0.253 JBQ
1,2,3,4,7,8,9-HEPTACHLORODIBENZOFURAN	ng/kg	0.0714 U [0.08 U]	0.0733 U	0.0607 JBQ	0.0748 U	0.0665 U
1,2,3,4,7,8-HEXACHLORODIBENZOFURAN	ng/kg	1.74 J [1.55 J]	0.913 J	1.28 J	2.87 J	1.1 J
1,2,3,4,7,8-HEXACHLORODIBENZO-P-DIOXIN	ng/kg	0.143 J [0.143 J]	0.114 JQ	0.234 JB	0.247 JQ	0.163 JB
1,2,3,6,7,8-HEXACHLORODIBENZOFURAN	ng/kg	1.03 J [0.837 J]	0.795 JQ	1.2 JB	1.29 J	0.819 JB
1,2,3,6,7,8-HEXACHLORODIBENZO-P-DIOXIN	ng/kg	0.351 JBQ [0.429 JB]	0.221 JBQ	0.689 JBQ	0.578 JB	0.411 JB
1,2,3,7,8,9-HEXACHLORODIBENZOFURAN	ng/kg	0.107 JBQ [0.0846 JBQ]	0.0726 JB	0.0919 JB	0.096 JBQ	0.0896 JB
1,2,3,7,8,9-HEXACHLORODIBENZO-P-DIOXIN	ng/kg	0.114 JQ [0.0523 U]	0.0719 JQ	0.142 JBQ	0.129 JQ	0.0466 JBQ
1,2,3,7,8-PENTACHLORODIBENZOFURAN	ng/kg	2.1 JBQ [1.83 JB]	1.55 JBQ	3.03 JB	1.69 JB	2.1 JB
1,2,3,7,8-PENTACHLORODIBENZO-P-DIOXIN	ng/kg	0.727 JBQ [0.121 U]	0.518 JBQ	0.0842 U	0.719 JB	0.0761 U
2,3,4,6,7,8-HEXACHLORODIBENZOFURAN	ng/kg	0.193 JQ [0.182 JQ]	0.0752 J	0.233 JBQ	0.244 JQ	0.161 JB
2,3,4,7,8-PENTACHLORODIBENZOFURAN	ng/kg	3.31 JB [2.7 JB]	2.11 JB	3.27 JB	4.59 JB	2.78 JB
2,3,7,8-TETRACHLORODIBENZOFURAN	ng/kg	3.04 C [2.62 C]	1.28 CQ	4.4 C	1.9 C	2.18 C
2,3,7,8-TETRACHLORODIBENZO-P-DIOXIN	ng/kg	13.1 B [10.2 B]	21.8 B	13.7 B	21.8 B	7.69 B
OCTACHLORODIBENZOFURAN	ng/kg	0.139 JBQ [0.223 JBQ]	0.223 JBQ	0.112 JBQ	0.263 JBQ	0.162 JBQ
OCTACHLORODIBENZO-P-DIOXIN	ng/kg	0.455 JB [0.48 JB]	0.588 JBQ	0.73 JB	0.55 JBQ	0.457 JB
PERCENT LIPIDS	%	1.2 [10.9]	0.59	1.3	0.79	0.88
Metals						
ALUMINUM	mg/kg	15.2 B [5.54 U]	5 U	4.79 U	5.6 U	5 U
ANTIMONY	mg/kg	0.0623 U [0.0653 U]	0.0589 U	0.0564 U	0.066 U	0.0589 U
ARSENIC	mg/kg	0.375 B [0.386 B]	0.505	0.856	0.584	0.897
BARIUM	mg/kg	0.174 U [0.182 U]	0.164 U	0.157 U	0.348 B	0.164 U
BERYLLIUM	mg/kg	0.0134 U [0.0141 U]	0.0127 U	0.0121 U	0.0142 U	0.0127 U
CADMIUM	mg/kg	0.0434 U [0.0455 U]	0.0411 U	0.0393 U	0.046 U	0.0411 U
CALCIUM	mg/kg	852 [1,190]	552	1,060	4,570	797
CHROMIUM	mg/kg	0.161 B [0.099 U]	0.0893 U	0.102 B	0.103 B	0.0989 B
COBALT	mg/kg	0.0189 U [0.0198 U]	0.0179 U	0.0171 U	0.02 U	0.0179 U
COPPER	mg/kg	0.603 [0.593]	0.613	0.801	0.677	0.551
IRON	mg/kg	5.41 B [5.21 B]	6.95 B	5.13 B	7.55 B	4.86 B
LEAD	mg/kg	0.0245 U [0.0273 B]	0.0232 U	0.0397 B	0.044 B	0.0443 B
MAGNESIUM	mg/kg	296 [271]	291	280	433	256
MANGANESE	mg/kg	0.25 B [0.287 B]	0.489	0.144 U	0.605	0.15 U
MERCURY	ng/g	417 [442]	161	199	320	175
METHYL MERCURY	ng/g	576 [738]	269	224	473	175
NICKEL	mg/kg	0.177 U [0.186 U]	0.168 U	0.161 U	0.188 U	0.168 U
POTASSIUM	mg/kg	3,930 [3,620]	3,940	3,570	4,490	3,640
SELENIUM	mg/kg	0.569 [0.58]	0.762	0.653	0.619	0.543
SILVER	mg/kg	0.0189 U [0.0198 U]	0.0179 U	0.0171 U	0.02 U	0.0179 U
SODIUM	mg/kg	812 [772]	554	835	730	803
THALLIUM	mg/kg	0.0283 U [0.0297 U]	0.0268 U	0.0256 U	0.03 U	0.0268 U
TITANIUM	mg/kg	0.349 U [0.366 U]	0.33 U	0.316 U	0.37 U	0.33 U
VANADIUM	mg/kg	0.0283 U [0.0297 U]	0.0343 B	0.0256 U	0.03 U	0.0268 U
ZINC	mg/kg	11 [13.8]	18.7	9.42	14.4	6.87

Table C-21
White Perch (Fillet) Analytical Results

Sample Name: / Date Analyzed:	Units	NB03FWPC-COMP12 05/04/16	NB03FWPN-COMP07 05/04/16	NB03FWPN-COMP08 05/02/16	NB03FWPN-COMP09 05/04/16	NB03FWPN-COMP10 05/02/16
Butyltins						
DIBUTYLTIN	ug/kg	1.3 UJ	1.3 UJ	1.3 UJ	1.3 UJ	1.3 UJ
MONOBUTYLTIN	ug/kg	20 UCN	21 UCN	20 UCN	20 UCN	20 UCN
TETRA-N-BUTYLTIN	ug/kg	1.6 U	1.7 U	1.7 U	1.7 U	1.7 U
TRIBUTYLTIN	ug/kg	1.5 U	1.5 U	1.5 U	1.5 U	1.5 U
Aroclor PCBs						
AROCLOR 1016	ug/kg	36 U [36 U]	36 U	7.2 U	36 U	7.2 U
AROCLOR 1221	ug/kg	46 U [46 U]	46 U	9.2 U	46 U	9.2 U
AROCLOR 1232	ug/kg	80 U [80 U]	80 U	16 U	80 U	16 U
AROCLOR 1242	ug/kg	33 U [33 U]	33 U	6.6 U	33 U	6.6 U
AROCLOR 1248	ug/kg	300 [270]	320	140	280	95
AROCLOR 1254	ug/kg	310 J [320]	310	150	350	130
AROCLOR 1260	ug/kg	170 [160 J]	170	43	200	41
AROCLOR 1262	ug/kg	33 U [33 U]	33 U	6.6 U	33 U	6.6 U
AROCLOR 1268	ug/kg	33 U [33 U]	33 U	6.6 U	33 U	6.6 U
TOTAL AROCLOR PCBs (SUM OF 7 AROCLORS)	ug/kg	780 J [750 J]	800	333	830	266
TOTAL AROCLOR PCBs (SUM OF 9 AROCLORS)	ug/kg	780 J [750 J]	800	333	830	266
Pesticides						
2,4'-DDD	pg/g	12,200	10,100	21,400 J	71,800 D [75,200 D]	2,710
2,4'-DDE	pg/g	5,190	6,490	5,660	14,700 [15,900]	1,730
2,4'-DDT	pg/g	630	502	2,720	2,000 [2,300]	104
4,4'-DDD	pg/g	54,700 D	37,200 D	60,200 D	344,000 D [393,000 D]	9,730
4,4'-DDE	pg/g	82,300 BD	82,900 BD	54,300 BD	225,000 BD [249,000 BD]	27,200 BD
4,4'-DDT	pg/g	3,840	2,510	10,300	11,900 [12,800]	602
ALDRIN	pg/g	31.7 J	39.3	32 J	24.4 J [26.5 J]	13.5 J
ALPHA BHC	pg/g	28.5 J	6.4 U	22.5 JB	29.2 J [34.8 J]	55 B
ALPHA ENDOSULFAN	pg/g	57.4 U	57.4 U	57.4 U	57.4 U [57.4 U]	57.4 U
BETA BHC	pg/g	29.1 J	11.1 U	34.1 JD	53 [53.7]	13.7 J
BETA ENDOSULFAN	pg/g	58.3 U	58.3 U	58.3 U	58.3 U [58.3 U]	58.3 U
CIS-CHLORDANE	pg/g	16,700	21,900 D	17,000	17,600 [17,200]	6,030
CIS-NONACHLOR	pg/g	6,710	6,560	5,350	6,150 [6,740]	2,410
DELTA BHC	pg/g	5.08 U	5.08 U	5.08 U	5.08 U [5.08 U]	5.08 U
DIELDRIN	pg/g	5,600	6,030	7,190	6,510 [7,140]	2,700
ENDOSULFAN SULFATE	pg/g	63.3 U	63.3 U	63.3 U	63.3 U [63.3 U]	63.3 U
ENDRIN	pg/g	13.9 U	13.9 U	25.6 J	13.9 U [13.9 U]	13.3 J
ENDRIN ALDEHYDE	pg/g	131 U	131 U	131 U	131 U [131 U]	131 U
ENDRIN KETONE	pg/g	76 U	76 U	91.7 J	76 U [76 U]	76 U
GAMMA BHC (LINDANE)	pg/g	17.6 J	7.69 U	13.9 J	7.69 U [15.8 J]	7.69 U
HEPTACHLOR	pg/g	8.12 J	32.5 U	14.6 J	32.5 U [18.6 J]	8.21 J
HEPTACHLOR EPOXIDE	pg/g	1,770	1,330	1,230	1,060 [1,140]	540
HEXACHLOROBENZENE	pg/g	1,310 B	1,230 B	914 B	1,380 B [1,490 B]	565 B
METHOXYCHLOR	pg/g	38.9 UJ	38.9 UJ	38.9 U	38.9 UJ [38.9 UJ]	38.9 U
MIREX	pg/g	273	149	153	175 [177]	942
OXYCHLORDANE	pg/g	3,460	1,600	2,680	2,160 [2,420]	1,080
TRANS-CHLORDANE	pg/g	2,470	5,070	4,050	3,000 [3,210]	1,110

Table C-21
White Perch (Fillet) Analytical Results

Sample Name: / Date Analyzed:	Units	NB03FWPC-COMP12 05/04/16	NB03FWPN-COMP07 05/04/16	NB03FWPN-COMP08 05/02/16	NB03FWPN-COMP09 05/04/16	NB03FWPN-COMP10 05/02/16
TRANS-HEPTACHLOR EPOXIDE	pg/g	17 U	17 U	17 U	17 U [17 U]	17 U
TRANS-NONACHLOR	pg/g	17,700	16,000	13,400 B	18,500 [18,900]	5,910 B
TOTAL ALPHA + GAMMA CHLORDANE	pg/g	19,200	27,000	21,100	20,600 [20,400]	7,140
TOTAL DDT (2,4)	pg/g	18,000	17,100	29,800 J	88,500 [93,400]	4,540
TOTAL DDT (4,4)	pg/g	141,000	123,000	125,000	581,000 [655,000]	37,500
TOTAL DDT (2,4 & 4,4)	pg/g	159,000	140,000	155,000 J	669,000 [748,000]	42,100
PCB Congeners						
PCB-1	ng/kg	R [R]	R	R	47.8 B	21.3 B
PCB-2	ng/kg	3.44 U [3.48 U]	3.43 U	3.48 U	3.45 U	3.41 U
PCB-3	ng/kg	5.41 U [5.47 U]	5.39 U	5.47 U	5.42 U	R
PCB-4	ng/kg	766 [780]	400	1,010 B	497	319 B
PCB-5	ng/kg	4.27 J [5.39 J]	3.92 U	10.7 J	4.44 J	3.89 U
PCB-6	ng/kg	216 [222]	163	304	156 B	97.9
PCB-7	ng/kg	15.8 [19.7]	10.8	38.5	12.5	3.89 U
PCB-8	ng/kg	381 B [403 B]	264 B	863 B	309 B	219 B
PCB-9	ng/kg	29.8 [32.2]	24	59.3	26.9	17
PCB-10	ng/kg	78.2 [85.3]	27	107	39.9	27.9
PCB-11	ng/kg	16.7 U [16.9 U]	16.7 U	180 B	16.8 U	16.6 U
PCB-12/13	ng/kg	9.62 J [10.6 J]	9.3 U	20.6 J	12.8 J	9.25 U
PCB-14	ng/kg	3.93 U [3.98 U]	3.92 U	3.98 U	3.94 U	3.89 U
PCB-15	ng/kg	14.7 J [11.9 J]	7.84 U	34.3	7.89 U	R
PCB-16	ng/kg	917 B [935 B]	902 B	2,240 B	1,110 B	674 B
PCB-17	ng/kg	1,860 B [1,900 B]	1,680 B	3,900 BE	2,050 B	1,230 B
PCB-18/30	ng/kg	3,090 B [3,240 B]	2,710 B	6,420 BE	3,460 B	2,000 B
PCB-19	ng/kg	547 [604]	380	878	444	318
PCB-20/28	ng/kg	10,600 BE [10,700 BE]	7,960 BE	21,100 BE	10,300 BE	6,610 BE
PCB-21/33	ng/kg	1,350 [1,350]	1,170	3,140	1,310 B	862
PCB-22	ng/kg	1,600 [1,630]	1,480	3,360 BE	1,620 B	1,170 B
PCB-23	ng/kg	4.94 J [5.56 J]	4.46 J	9.8 J	6.49 J	3.41 U
PCB-24	ng/kg	4.92 U [4.98 U]	4.9 U	4.97 U	4.93 U	4.87 U
PCB-25	ng/kg	1,380 [1,470]	938	2,300	1,010	673
PCB-26/29	ng/kg	2,110 [2,280]	1,640	3,810	1,770	1,220
PCB-27	ng/kg	466 [476]	341	919	444	334
PCB-31	ng/kg	4,750 BE [4,850 BE]	2,990 BE	11,700 BE	3,790 BE	3,380 BE
PCB-32	ng/kg	2,030 [1,980]	1,800	3,140 BE	2,010 B	1,180 B
PCB-34	ng/kg	91.9 [94.5]	71.7	147	75.4	45.9
PCB-35	ng/kg	4.42 U [4.48 U]	4.41 U	4.47 U	4.44 U	4.38 U
PCB-36	ng/kg	3.93 U [3.98 U]	3.92 U	3.98 U	3.94 U	3.89 U
PCB-37	ng/kg	251 [252]	71.7	515	207 B	80.1
PCB-38	ng/kg	3.44 U [3.48 U]	8.69 J	19.1	33.3	8.62 J
PCB-39	ng/kg	48 [44.5]	38.9	92.8	61.1	28.8
PCB-40/71	ng/kg	5,840 [6,260]	5,470	10,900	7,540	3,930
PCB-41	ng/kg	281 [277]	348	799	488	245
PCB-42	ng/kg	3,850 [4,060]	3,930	7,250 E	5,130	2,660
PCB-43	ng/kg	595 [633]	531	1,100	726	362

Table C-21
White Perch (Fillet) Analytical Results

Sample Name: / Date Analyzed:	Units	NB03FWPC-COMP12 05/04/16	NB03FWPN-COMP07 05/04/16	NB03FWPN-COMP08 05/02/16	NB03FWPN-COMP09 05/04/16	NB03FWPN-COMP10 05/02/16
PCB-44/47/65	ng/kg	15,400 B [16,400 BE]	14,800 B	31,600 E	20,800 E	10,500
PCB-45	ng/kg	1,140 [1,320]	1,040	2,100	1,600	760
PCB-46	ng/kg	479 [497]	447	914	583	291
PCB-48	ng/kg	1,980 [2,060]	1,900	4,140	2,470	1,290
PCB-49/69	ng/kg	12,400 BE [13,200 BE]	11,000 B	25,000 E	16,000 E	8,350
PCB-50/53	ng/kg	2,090 [2,220]	2,010	4,140	2,580	1,240
PCB-51	ng/kg	1,250 [1,180]	1,800	2,740	1,790	727
PCB-52	ng/kg	19,100 BE [20,300 BE]	15,300 BE	38,900 BE	23,300 BE	12,500 BE
PCB-54	ng/kg	65.2 [66.2]	105	124	70.9	32.4
PCB-55	ng/kg	92.7 [69.8]	50.3	148	96.2	39.3
PCB-56	ng/kg	4,140 [4,560]	3,420	7,770 E	4,340	2,610
PCB-57	ng/kg	81.5 [83.7]	63	172	87.6	56.5
PCB-58	ng/kg	92.8 [104]	72.5	163	92.5	63.4
PCB-60	ng/kg	1,680 [1,920]	1,530	3,940	2,210	1,630
PCB-61/70/74/76	ng/kg	24,000 E [25,800 E]	17,900	45,000 E	26,300 E	15,100
PCB-62/75	ng/kg	1,400 [1,530]	1,180	2,510	1,760	971
PCB-63	ng/kg	895 [956]	655	1,470	945	611
PCB-64	ng/kg	5,870 B [6,450 BE]	5,390 B	10,400 E	7,920 E	4,120
PCB-66	ng/kg	17,100 BE [18,400 BE]	13,100 BE	30,500 BE	21,000 BE	11,500 BE
PCB-67	ng/kg	394 [425]	342	809	419	248
PCB-68	ng/kg	271 [295]	208	492	275	179
PCB-72	ng/kg	392 [413]	270	668	404	259
PCB-73	ng/kg	61.6 [46.3]	58.8	140	73.7	45.3
PCB-77	ng/kg	873 [944]	469	1,510	789	539
PCB-78	ng/kg	7.87 U [7.96 U]	7.84 U	7.95 U	7.89 U	7.79 U
PCB-79	ng/kg	125 [148]	94.3	258	202	94.2
PCB-80	ng/kg	5.41 U [5.47 U]	5.39 U	5.47 U	5.42 U	5.36 U
PCB-81	ng/kg	35.9 [42.6]	22.8 J	60.2	8.88 U	24.8
PCB-82	ng/kg	888 [956]	1,070	2,010	1,520	796
PCB-83	ng/kg	R [R]	561	1,230	1,010	R
PCB-84	ng/kg	2,680 [2,860]	2,470	4,970	3,910	1,940
PCB-85/116/117	ng/kg	3,100 [3,400]	2,710	6,170	4,960	2,750
PCB-86/87/97/109/119/125	ng/kg	8,610 [9,340]	7,740	16,700	13,500	6,950
PCB-88	ng/kg	10.8 U [10.9 U]	10.8 U	10.9 U	10.8 U	10.7 U
PCB-89	ng/kg	147 [157]	148	299	227	91.9
PCB-90/101/113	ng/kg	16,400 B [17,800 B]	14,400 B	34,900 BE	26,100 BE	13,900 B
PCB-91	ng/kg	2,850 [3,040]	2,550	5,100	4,400	2,140
PCB-92	ng/kg	R [R]	2,790	6,570 E	R	R
PCB-93/100	ng/kg	649 [696]	931	1,410	1,340	490
PCB-94	ng/kg	162 [168]	198	362	275	108
PCB-95	ng/kg	10,100 E [11,200 E]	8,590 E	20,700 E	11,800 E	8,690 E
PCB-96	ng/kg	107 [108]	105	214	164	61
PCB-98/102	ng/kg	818 [873]	830	1,670	1,300	561
PCB-99	ng/kg	R [R]	9,380 E	24,200 E	18,800 E	11,400 E
PCB-103	ng/kg	344 [380]	367	670	568	251

Table C-21
White Perch (Fillet) Analytical Results

Sample Name: / Date Analyzed:	Units	NB03FWPC-COMP12 05/04/16	NB03FWPN-COMP07 05/04/16	NB03FWPN-COMP08 05/02/16	NB03FWPN-COMP09 05/04/16	NB03FWPN-COMP10 05/02/16
PCB-104	ng/kg	35.2 [36.2]	83.9	86.1	72.3	23 J
PCB-105	ng/kg	5,670 [6,210 E]	4,280	9,930 E	7,820 E	4,650
PCB-106	ng/kg	8.36 U [8.46 U]	8.33 U	8.45 U	8.38 U	8.28 U
PCB-107	ng/kg	1,970 [2,200]	1,270	2,970	2,350	1,460
PCB-108/124	ng/kg	628 [706]	495	1,080	740	441
PCB-110/115	ng/kg	15,500 BE [17,000 BE]	13,400 BE	31,800 BE	25,800 BE	12,600 BE
PCB-111	ng/kg	29.7 [33.7]	19.1 J	48.3	34.3	25.8
PCB-112	ng/kg	R [R]	32.3	130	66.2	35.5
PCB-114	ng/kg	469 [513]	314	772	557	329
PCB-118	ng/kg	21,700 BE [24,300 BE]	14,900 BE	37,500 BE	27,400 BE	17,500 BE
PCB-120	ng/kg	145 [159]	90.1	222	176	130
PCB-121	ng/kg	18.4 J [20.1 J]	16 J	32.7	25.2	13 J
PCB-122	ng/kg	145 [160]	129	294	164	103
PCB-123	ng/kg	429 [500]	291	632	543	262
PCB-126	ng/kg	62.1 [57.6]	28.4	78.8	50.9	44.7
PCB-127	ng/kg	32.8 [38.3]	25	56	61.4	24.4
PCB-128/166	ng/kg	1,820 [2,030]	1,770	3,930	3,050	1,880
PCB-129/138/163	ng/kg	21,500 BE [24,300 BE]	16,700 B	39,700 E	33,200 E	19,500 E
PCB-130	ng/kg	R [R]	R	R	R	R
PCB-131	ng/kg	R [R]	R	R	R	R
PCB-132	ng/kg	R [R]	R	R	R	R
PCB-133	ng/kg	665 [690]	442	816	690	479
PCB-134	ng/kg	R [R]	R	R	R	R
PCB-135/151	ng/kg	5,060 [5,570]	4,530	9,820	8,710	3,890
PCB-136	ng/kg	1,150 [1,260]	1,130	2,370	1,960	825
PCB-137	ng/kg	954 [1,020]	657	1,830	R	726
PCB-139/140	ng/kg	R [R]	287	657	R	274
PCB-141	ng/kg	2,620 [2,960]	2,530	4,320	3,790 B	1,780
PCB-142	ng/kg	R [R]	R	R	R	R
PCB-143	ng/kg	R [R]	R	R	R	R
PCB-144	ng/kg	R [R]	R	R	990	R
PCB-145	ng/kg	7.87 U [7.96 U]	7.84 U	10.4 J	7.89 U	7.79 U
PCB-146	ng/kg	R [R]	R	R	R	R
PCB-147/149	ng/kg	11,400 B [13,100 BE]	10,700 B	23,600 BE	18,500 BE	9,340 B
PCB-148	ng/kg	80.3 [84.3]	63.3	135	150	66
PCB-150	ng/kg	62.2 [69.5]	67.7	125	139	53.2
PCB-152	ng/kg	15.1 J [17.5 J]	26.1	39.9	39	11.8 J
PCB-153/168	ng/kg	25,300 BE [28,200 BE]	17,200 BE	45,700 BE	35,100 BE	22,000 BE
PCB-154	ng/kg	609 [668]	466	1,050	942	536
PCB-155	ng/kg	126 [131]	195	198	262	104
PCB-156/157	ng/kg	2,250 [2,510]	1,510	3,710	2,930	1,830
PCB-158	ng/kg	1,510 [1,720]	1,270	2,800	2,430	1,360
PCB-159	ng/kg	6.88 U [6.97 U]	6.86 U	6.96 U	6.9 U	6.82 U
PCB-160	ng/kg	31 U [31.3 U]	30.9 U	31.3 U	31.1 U	30.7 U
PCB-161	ng/kg	R [R]	R	R	R	R

Table C-21
White Perch (Fillet) Analytical Results

Sample Name: / Date Analyzed:	Units	NB03FWPC-COMP12 05/04/16	NB03FWPN-COMP07 05/04/16	NB03FWPN-COMP08 05/02/16	NB03FWPN-COMP09 05/04/16	NB03FWPN-COMP10 05/02/16
PCB-162	ng/kg	98.8 [126]	6.37 U	144	233	155
PCB-164	ng/kg	R [R]	749	1,840	R	772
PCB-165	ng/kg	R [R]	R	R	R	R
PCB-167	ng/kg	949 [1,070]	602	1,430	1,070	770
PCB-169	ng/kg	7.37 U [7.46 U]	7.35 U	7.46 U	7.4 U	7.3 U
PCB-170	ng/kg	3,810 [4,540]	3,390	5,620	5,670	3,060
PCB-171/173	ng/kg	R [R]	R	R	R	R
PCB-172	ng/kg	851 [1,010]	700	1,180	R	R
PCB-174	ng/kg	R [R]	R	R	R	R
PCB-175	ng/kg	186 [220]	R	R	R	R
PCB-176	ng/kg	230 [277]	272	490	427	187
PCB-177	ng/kg	R [R]	R	R	R	R
PCB-178	ng/kg	1,170 [1,370]	989	R	R	1,100
PCB-179	ng/kg	904 [1,080]	1,020	1,730	1,530	809
PCB-180/193	ng/kg	11,800 E [14,200 E]	9,730	16,200 E	17,000 E	9,570
PCB-181	ng/kg	R [R]	R	R	R	R
PCB-182	ng/kg	R [R]	R	R	R	R
PCB-183/185	ng/kg	R [R]	R	R	R	R
PCB-184	ng/kg	20.1 J [17.6 J]	15 J	34.9	24.8	17.2 J
PCB-186	ng/kg	7.37 U [7.46 U]	7.35 U	7.46 U	7.4 U	7.3 U
PCB-187	ng/kg	R [R]	R	R	R	R
PCB-188	ng/kg	R [R]	33.6	59.3	58.2	50.8
PCB-189	ng/kg	167 [196]	R	243	R	R
PCB-190	ng/kg	906 [1,090]	780	1,220	1,290	679
PCB-191	ng/kg	165 [201]	154	233	263	145
PCB-192	ng/kg	6.39 U [6.47 U]	R	6.46 U	R	R
PCB-194	ng/kg	2,330 [2,650]	1,870	2,500	2,870	1,790
PCB-195	ng/kg	737 [840]	660	936	1,020	552
PCB-196	ng/kg	1,040 [1,200]	931	1,300	1,620	899
PCB-197/200	ng/kg	R [R]	R	R	R	R
PCB-198/199	ng/kg	2,760 [3,160]	2,290	3,650	3,680	2,270
PCB-201	ng/kg	306 [315]	232	426	362	309
PCB-202	ng/kg	1,020 [1,120]	706	1,260	1,150	1,140
PCB-203	ng/kg	2,060 [2,340]	1,610	2,560	2,740	1,730
PCB-204	ng/kg	10.3 U [10.4 U]	10.3 U	10.4 U	10.4 U	10.2 U
PCB-205	ng/kg	101 [113]	79.6	114	119	70.1
PCB-206	ng/kg	R [R]	931	R	1,430	R
PCB-207	ng/kg	171 [155]	91.1	168	146	125
PCB-208	ng/kg	R [R]	304	584	482	R
PCB-209	ng/kg	1,080 [1,180]	426	856	777	513
TOTAL PCB CONGENERS (209)	ng/kg	356,000 J [390,000 J]	307,000 J	700,000 J	493,000 J	281,000 J
Semivolatiles						
1,2,4,5-TETRACHLOROBENZENE	ug/kg	330 U [330 U]	330 U	67 U	330 U	67 U
1,2-DIPHENYLHYDRAZINE	ug/kg	330 U [330 U]	330 U	67 U	330 U	67 U
1-METHYLNAPHTHALENE	ug/kg	13 U [13 U]	13 U	13 U	13 U	13 U

Table C-21
White Perch (Fillet) Analytical Results

Sample Name: / Date Analyzed:	Units	NB03FWPC-COMP12 05/04/16	NB03FWPN-COMP07 05/04/16	NB03FWPN-COMP08 05/02/16	NB03FWPN-COMP09 05/04/16	NB03FWPN-COMP10 05/02/16
2,3,4,6-TETRACHLOROPHENOL	ug/kg	1,300 U [1,300 U]	1,300 U	270 U	1,300 U	270 U
2,4,5-TRICHLOROPHENOL	ug/kg	330 U [330 U]	330 U	67 U	330 U	67 U
2,4,6-TRICHLOROPHENOL	ug/kg	330 U [330 U]	330 U	67 U	330 U	67 U
2,4-DICHLOROPHENOL	ug/kg	330 U [330 U]	330 U	67 U	330 U	67 U
2,4-DIMETHYLPHENOL	ug/kg	330 U [330 U]	330 U	67 U	330 U	67 U
2,4-DINITROPHENOL	ug/kg	5,900 U [5,900 U]	5,900 U	1,200 U	6,000 U	1,200 U
2,4-DINITROTOLUENE	ug/kg	1,300 U [1,300 U]	1,300 U	270 U	1,300 U	270 U
2,6-DINITROTOLUENE	ug/kg	330 U [330 U]	330 U	67 U	330 U	67 U
2-CHLORONAPHTHALENE	ug/kg	130 U [130 U]	130 U	27 U	130 U	27 U
2-CHLOROPHENOL	ug/kg	330 U [330 U]	330 U	67 U	330 U	67 U
2-METHYLNAPHTHALENE	ug/kg	13 U [13 U]	13 U	13 U	13 U	13 U
2-METHYLPHENOL (O-CRESOL)	ug/kg	330 U [330 U]	330 U	67 U	330 U	67 U
2-NITROANILINE	ug/kg	330 U [330 U]	330 U	67 U	330 U	67 U
2-NITROPHENOL	ug/kg	330 U [330 U]	330 U	67 U	330 U	67 U
3,3'-DICHLOROBENZIDINE	ug/kg	2,000 U [2,000 U]	2,000 U	400 U	2,000 U	400 U
3-NITROANILINE	ug/kg	1,300 U [1,300 U]	1,300 U	270 U	1,300 U	270 U
4,6-DINITRO-2-METHYLPHENOL	ug/kg	3,300 U [3,300 U]	3,300 U	670 U	3,300 U	670 U
4-BROMOPHENYL PHENYL ETHER	ug/kg	330 U [330 U]	330 U	67 U	330 U	67 U
4-CHLORO-3-METHYLPHENOL	ug/kg	330 U [330 U]	330 U	67 U	330 U	67 U
4-CHLOROANILINE	ug/kg	650 U [660 U]	650 U	130 U	660 U	130 U
4-CHLOROPHENYL PHENYL ETHER	ug/kg	330 U [330 U]	330 U	67 U	330 U	67 U
4-METHYLPHENOL (P-CRESOL)	ug/kg	330 U [330 U]	330 U	67 U	330 U	67 U
4-NITROANILINE	ug/kg	1,300 U [1,300 U]	1,300 U	270 U	1,300 U	270 U
4-NITROPHENOL	ug/kg	3,300 U [3,300 U]	3,300 U	670 U	3,300 U	670 U
ACENAPHTHENE	ug/kg	13 U [13 U]	13 U	13 U	13 U	13 U
ACENAPHTHYLENE	ug/kg	13 U [13 U]	13 U	13 U	13 U	13 U
ACETOPHENONE	ug/kg	330 U [330 U]	330 U	67 U	330 U	67 U
ANTHRACENE	ug/kg	13 U [13 U]	13 U	13 U	13 U	13 U
ATRAZINE	ug/kg	650 U [660 U]	650 U	130 UJ	660 U	130 UJ
BENZALDEHYDE	ug/kg	1,300 U [1,300 U]	1,300 U	270 UJ	1,300 U	270 UJ
BENZIDINE	ug/kg	4,900 U [4,900 U]	4,900 U	1,000 U	5,000 U	1,000 U
BENZO(A)ANTHRACENE	ug/kg	13 U [13 U]	13 U	13 U	13 U	13 U
BENZO(A)PYRENE	ug/kg	13 U [13 U]	13 U	13 U	13 U	13 U
BENZO(B)FLUORANTHENE	ug/kg	13 U [13 U]	13 U	13 U	13 U	13 U
BENZO(G,H,I)PERYLENE	ug/kg	13 U [13 U]	13 U	13 U	13 U	13 U
Benzo(j)+(k)Fluoranthene	ug/kg	13 U [13 U]	13 U	13 U	13 U	13 U
BENZO[E]PYRENE	ug/kg	13 U [13 U]	13 U	13 U	13 U	13 U
BENZOIC ACID	ug/kg	3,300 U [3,300 U]	3,300 U	670 U	3,300 U	670 U
BENZYL BUTYL PHTHALATE	ug/kg	1,300 U [1,300 U]	1,300 U	270 U	1,300 U	270 U
BIPHENYL (DIPHENYL)	ug/kg	330 U [330 U]	330 U	67 U	330 U	67 U
BIS(2-CHLOROETHOXY) METHANE	ug/kg	330 U [330 U]	330 U	67 U	330 U	67 U
BIS(2-CHLOROETHYL) ETHER (2-CHLOROETHYL ETHER)	ug/kg	330 U [330 U]	330 U	67 U	330 U	67 U
BIS(2-CHLOROISOPROPYL) ETHER	ug/kg	330 UJ [330 UJ]	330 UJ	67 U	330 UJ	67 U
BIS(2-ETHYLHEXYL) PHTHALATE	ug/kg	1,300 U [1,300 U]	1,300 U	270 U	1,300 U	270 U
C1-CHRYSENES	ug/kg	13 U [13 U]	13 U	13 U	13 U	13 U

Table C-21
White Perch (Fillet) Analytical Results

Sample Name: / Date Analyzed:	Units	NB03FWPC-COMP12 05/04/16	NB03FWPN-COMP07 05/04/16	NB03FWPN-COMP08 05/02/16	NB03FWPN-COMP09 05/04/16	NB03FWPN-COMP10 05/02/16
C1-FLUORANTHENES/PYRENES	ug/kg	13 U [13 U]	13 U	13 U	13 U	13 U
C1-FLUORENES	ug/kg	13 U [13 U]	13 U	13 U	13 U	13 U
C1-NAPHTHALENES	ug/kg	13 U [13 U]	13 U	13 U	13 U	13 U
C1-PHENANTHRENE/ANTHRACENE	ug/kg	13 U [13 U]	13 U	13 U	13 U	13 U
C2-CHRYSENE	ug/kg	13 U [13 U]	13 U	13 U	13 U	13 U
C2-FLUORANTHENES/PYRENE	ug/kg	13 U [13 U]	13 U	13 U	13 U	13 U
C2-FLUORENES	ug/kg	13 U [13 U]	13 U	13 U	13 U	13 U
C2-NAPHTHALENES	ug/kg	13 U [13 U]	13 U	13 U	13 U	13 U
C2-PHENANTHRENE/ANTHRACENE	ug/kg	13 U [13 U]	13 U	13 U	13 U	13 U
C3-CHRYSENE	ug/kg	13 U [13 U]	13 U	13 U	13 U	13 U
C3-FLUORANTHENES/PYRENE	ug/kg	13 U [13 U]	13 U	13 U	13 U	13 U
C3-FLUORENES	ug/kg	13 U [13 U]	13 U	13 U	13 U	13 U
C3-NAPHTHALENES	ug/kg	13 U [13 U]	13 U	13 U	13 U	13 U
C3-PHENANTHRENE/ANTHRACENE	ug/kg	13 U [13 U]	13 U	13 U	13 U	13 U
C4-CHRYSENE	ug/kg	13 U [13 U]	13 U	13 U	13 U	13 U
C4-NAPHTHALENES	ug/kg	13 U [13 U]	13 U	13 U	13 U	13 U
C4-PHENANTHRENE/ANTHRACENE	ug/kg	13 U [13 U]	13 U	13 U	13 U	13 U
CAPROLACTAM	ug/kg	650 U [660 U]	650 U	130 U	660 U	130 U
CARBAZOLE	ug/kg	330 U [330 U]	330 U	67 U	330 U	67 U
CHRYSENE	ug/kg	13 U [13 U]	13 U	13 U	13 U	13 U
DIBENZ(A,H)ANTHRACENE	ug/kg	13 U [13 U]	13 U	13 U	13 U	13 U
DIBENZOFURAN	ug/kg	330 U [330 U]	330 U	67 U	330 U	67 U
DIETHYL PHTHALATE	ug/kg	1,300 U [1,300 U]	1,300 U	270 U	1,300 U	270 U
DIMETHYL PHTHALATE	ug/kg	1,300 U [1,300 U]	1,300 U	270 U	1,300 U	270 U
DI-N-BUTYL PHTHALATE	ug/kg	1,300 U [1,300 U]	1,300 U	270 U	1,300 U	270 U
DI-N-OCTYLPHTHALATE	ug/kg	1,300 U [1,300 U]	1,300 U	270 U	1,300 U	270 U
FLUORANTHENE	ug/kg	13 U [13 U]	13 U	13 U	13 U	13 U
FLUORENE	ug/kg	13 U [13 U]	13 U	13 U	13 U	13 U
HEXACHLOROBUTADIENE	ug/kg	330 U [330 U]	330 U	67 U	330 U	67 U
HEXACHLOROCYCLOPENTADIENE	ug/kg	3,300 U [3,300 U]	3,300 U	670 U	3,300 U	670 U
HEXACHLOROETHANE	ug/kg	650 U [660 U]	650 U	130 U	660 U	130 U
INDENO(1,2,3-C,D)PYRENE	ug/kg	13 U [13 U]	13 U	13 U	13 U	13 U
ISOPHORONE	ug/kg	330 U [330 U]	330 U	67 U	330 U	67 U
NAPHTHALENE	ug/kg	13 U [13 U]	13 U	13 U	13 U	13 U
NITROBENZENE	ug/kg	330 U [330 U]	330 U	67 U	330 U	67 U
N-NITROSODI-N-PROPYLAMINE	ug/kg	330 U [330 U]	330 U	67 U	330 U	67 U
N-NITROSODIPHENYLAMINE	ug/kg	330 U [330 U]	330 U	67 U	330 U	67 U
PENTACHLOROPHENOL	ug/kg	650 UJ [660 UJ]	650 UJ	130 U	660 UJ	130 U
PERYLENE	ug/kg	13 U [13 U]	13 U	13 U	13 U	13 U
PHENANTHRENE	ug/kg	13 U [13 U]	13 U	13 U	13 U	13 U
PHENOL	ug/kg	330 U [330 U]	330 U	67 U	330 U	67 U
PYRENE	ug/kg	13 U [13 U]	13 U	13 U	13 U	13 U
PYRIDINE	ug/kg	1,300 U [1,300 U]	1,300 U	270 U	1,300 U	270 U
TOTAL HMW PAHs	ug/kg	13 U [13 U]	13 U	13 U	13 U	13 U
TOTAL LMW PAHs	ug/kg	13 U [13 U]	13 U	13 U	13 U	13 U

Table C-21
White Perch (Fillet) Analytical Results

Sample Name: / Date Analyzed:	Units	NB03FWPC-COMP12 05/04/16	NB03FWPN-COMP07 05/04/16	NB03FWPN-COMP08 05/02/16	NB03FWPN-COMP09 05/04/16	NB03FWPN-COMP10 05/02/16
TOTAL PAHs	ug/kg	13 U [13 U]	13 U	13 U	13 U	13 U
Physical Parameters						
MOISTURE (WATER) CONTENT	%	351 [370]	414	396	398	387
PERCENT MOISTURE	%	77.8 [78.7]	80.5	79.8	79.9	79.5

Table C-21
White Perch (Fillet) Analytical Results

Sample Name: / Date Analyzed:	Units	NB03FWPN-COMP11 05/02/16	NB03FWPN-COMP12 05/02/16	NB03FWPS-COMP07 05/04/16	NB03FWPS-COMP08 05/04/16	NB03FWPS-COMP09 05/04/16
Dioxins/Furans						
1,2,3,4,6,7,8-HEPTACHLORODIBENZOFURAN	ng/kg	3 JB	1.95 JB [1.15 JBQ]	1.18 JB	0.928 JB	0.895 JB
1,2,3,4,6,7,8-HEPTACHLORODIBENZO-P-DIOXIN	ng/kg	0.264 JB	0.357 JB [0.325 JB]	0.204 JBQ	0.21 JBQ	0.285 JBQ
1,2,3,4,7,8,9-HEPTACHLORODIBENZOFURAN	ng/kg	0.0626 U	0.0743 JBQ [0.072 U]	0.0893 JBQ	0.0729 U	0.0608 U
1,2,3,4,7,8-HEXACHLORODIBENZOFURAN	ng/kg	1.27 J	3.76 J [1.79 J]	1.31 J	0.521 JQ	0.426 J
1,2,3,4,7,8-HEXACHLORODIBENZO-P-DIOXIN	ng/kg	0.182 JBQ	0.198 JBQ [0.114 JBQ]	0.157 J	0.112 JQ	0.174 JQ
1,2,3,6,7,8-HEXACHLORODIBENZOFURAN	ng/kg	1.19 JB	1.27 JB [0.73 JB]	0.797 J	0.561 J	1.11 JQ
1,2,3,6,7,8-HEXACHLORODIBENZO-P-DIOXIN	ng/kg	0.599 JB	0.55 JB [0.465 JB]	0.446 JBQ	0.516 JBQ	0.463 JBQ
1,2,3,7,8,9-HEXACHLORODIBENZOFURAN	ng/kg	0.0769 JBQ	0.07 JBQ [0.0799 JBQ]	0.0554 JBQ	0.0745 JB	0.0983 JBQ
1,2,3,7,8,9-HEXACHLORODIBENZO-P-DIOXIN	ng/kg	0.15 JBQ	0.114 JBQ [0.137 JB]	0.0574 U	0.102 J	0.106 JQ
1,2,3,7,8-PENTACHLORODIBENZOFURAN	ng/kg	2.8 JB	2.28 JB [1.81 JB]	2.19 JBQ	1.91 JB	1.7 JBQ
1,2,3,7,8-PENTACHLORODIBENZO-P-DIOXIN	ng/kg	0.0952 U	0.0836 U [0.0706 U]	0.696 JBQ	0.127 U	0.736 JB
2,3,4,6,7,8-HEXACHLORODIBENZOFURAN	ng/kg	0.149 JB	0.269 JBQ [0.169 JB]	0.163 JQ	0.117 JQ	0.103 J
2,3,4,7,8-PENTACHLORODIBENZOFURAN	ng/kg	3.65 JB	4.8 BC [2.93 JB]	3.3 JB	2.52 JB	1.61 JB
2,3,7,8-TETRACHLORODIBENZOFURAN	ng/kg	2.93 C	4.27 C [4.02 C]	2.88 C	2.74 C	2.1 C
2,3,7,8-TETRACHLORODIBENZO-P-DIOXIN	ng/kg	8 B	17.6 B [19.7 B]	13.6 B	5.77 B	10.9 B
OCTACHLORODIBENZOFURAN	ng/kg	0.116 JB	0.134 JBQ [0.125 JB]	0.193 JB	0.143 JB	0.0606 JBQ
OCTACHLORODIBENZO-P-DIOXIN	ng/kg	0.772 JB	0.707 JBQ [0.458 JB]	0.707 JB	0.783 JBQ	0.577 JBQ
PERCENT LIPIDS	%	1.8	2.1 [1.9]	1.1	0.96	2.1
Metals						
ALUMINUM	mg/kg	4.71 U	5 U [4.31 U]	5.33 U	5.14 U	5.14 U
ANTIMONY	mg/kg	0.0555 U	0.0589 U [0.0508 U]	0.0629 U	0.0606 U	0.0606 U
ARSENIC	mg/kg	0.72	0.963 [0.954]	0.69	0.413	0.734
BARIUM	mg/kg	0.155 U	0.164 U [0.142 U]	0.23 B	0.169 U	0.169 U
BERYLLIUM	mg/kg	0.0119 U	0.0127 U [0.0109 U]	0.0135 U	0.013 U	0.013 U
CADMIUM	mg/kg	0.0387 U	0.0411 U [0.0354 U]	0.0438 U	0.0422 U	0.0422 U
CALCIUM	mg/kg	1,280	1,040 J [1,960 J]	2,150	1,310	1,030
CHROMIUM	mg/kg	0.111 B	0.113 B [0.0962 B]	0.0952 U	0.0917 U	0.143 B
COBALT	mg/kg	0.0168 U	0.0179 U [0.0154 U]	0.019 U	0.0183 U	0.0183 U
COPPER	mg/kg	0.619	0.663 [0.571]	0.61	0.541	0.555
IRON	mg/kg	4.87 B	5.16 B [6.32 B]	6.77 B	5.3 B	5.65 B
LEAD	mg/kg	0.0458 B	0.0397 B [0.0366 B]	0.0263 B	0.0239 U	0.0257 B
MAGNESIUM	mg/kg	296	250 [288]	349	301	297
MANGANESE	mg/kg	0.141 U	0.15 U [0.129 U]	0.479	0.324 B	0.337 B
MERCURY	ng/g	246	389 [339]	326	208	133
METHYL MERCURY	ng/g	R	455 [472]	440	210	153
NICKEL	mg/kg	0.158 U	0.168 U [0.145 U]	0.179 U	0.172 U	0.172 U
POTASSIUM	mg/kg	3,970	3,490 [3,680]	3,760	3,750	3,740
SELENIUM	mg/kg	0.575	0.496 [0.472]	0.619	0.591	0.811
SILVER	mg/kg	0.0168 U	0.0179 U [0.0154 U]	0.019 U	0.0183 U	0.0183 U
SODIUM	mg/kg	749	815 [852]	917	787	803
THALLIUM	mg/kg	0.0252 U	0.0268 U [0.0231 U]	0.0286 U	0.0275 U	0.0275 U
TITANIUM	mg/kg	0.311 U	0.33 U [0.285 U]	0.352 U	0.339 U	0.339 U
VANADIUM	mg/kg	0.0252 U	0.0268 U [0.0231 U]	0.0286 U	0.0275 U	0.0275 U
ZINC	mg/kg	7.16	9.77 [13.1]	11	11.8	11.3

Table C-21
White Perch (Fillet) Analytical Results

Sample Name: / Date Analyzed:	Units	NB03FWPN-COMP11 05/02/16	NB03FWPN-COMP12 05/02/16	NB03FWPS-COMP07 05/04/16	NB03FWPS-COMP08 05/04/16	NB03FWPS-COMP09 05/04/16
Butyltins						
DIBUTYLTIN	ug/kg	1.3 UJ	1.3 UJ [1.3 UJ]	1.3 UJ	1.3 UJ [1.3 UJ]	1.3 UJ
MONOBUTYLTIN	ug/kg	20 UCN	21 UCN [20 UCN]	21 UCN	20 UCN [20 UCN]	20 UCN
TETRA-N-BUTYLTIN	ug/kg	1.7 U	1.7 U [1.7 U]	1.7 U	1.7 U [1.7 U]	1.7 U
TRIBUTYLTIN	ug/kg	1.5 U	1.5 U [1.9 J]	1.5 U	1.5 U [1.5 U]	1.5 U
Aroclor PCBs						
AROCLOR 1016	ug/kg	7.2 U	7.2 U [7.2 U]	36 U	36 U	36 U
AROCLOR 1221	ug/kg	9.2 U	9.2 U [9.2 U]	46 U	46 U	46 U
AROCLOR 1232	ug/kg	16 U	16 U [16 U]	80 U	80 U	80 U
AROCLOR 1242	ug/kg	6.6 U	6.6 U [6.6 U]	33 U	33 U	33 U
AROCLOR 1248	ug/kg	95 J	92 [130 J]	420	310	440
AROCLOR 1254	ug/kg	110	97 [140]	390	340	420
AROCLOR 1260	ug/kg	45	41 [56]	180 PJ	190 PJ	240 J
AROCLOR 1262	ug/kg	6.6 U	6.6 U [6.6 U]	33 U	33 U	33 U
AROCLOR 1268	ug/kg	6.6 U	6.6 U [6.6 U]	33 U	33 U	33 U
TOTAL AROCLOR PCBs (SUM OF 7 AROCLORS)	ug/kg	250 J	230 [326 J]	990 J	840 J	1,100 J
TOTAL AROCLOR PCBs (SUM OF 9 AROCLORS)	ug/kg	250 J	230 [326 J]	990 J	840 J	1,100 J
Pesticides						
2,4'-DDD	pg/g	63,600 D	38,600 D [43,700 D]	17,600	83,400 D	101,000 D
2,4'-DDE	pg/g	8,670	18,200 [21,300]	7,450	7,950	16,600
2,4'-DDT	pg/g	30,400 D	1,050 [1,200]	1,250	13,100	21,000
4,4'-DDD	pg/g	162,000 D	116,000 D [125,000 D]	66,800 D	202,000 D	255,000 D
4,4'-DDE	pg/g	96,700 BD	167,000 BD [182,000 BD]	104,000 BD	89,000 BD	135,000 BD
4,4'-DDT	pg/g	55,300 D	4,950 [5,890]	5,900	49,400 D	63,500 D
ALDRIN	pg/g	15.7 J	18.6 J [21.8 J]	57.2	54.4	70.3
ALPHA BHC	pg/g	196 B	35.8 JB [42.7 B]	34.3 J	39.2	50.1
ALPHA ENDOSULFAN	pg/g	57.4 U	57.4 U [57.4 U]	57.4 U	57.4 U	57.4 U
BETA BHC	pg/g	25.7 J	34.8 J [36.2 J]	33.9 J	31.5 J	49.1
BETA ENDOSULFAN	pg/g	58.3 U	58.3 U [58.3 U]	58.3 U	58.3 U	58.3 U
CIS-CHLORDANE	pg/g	11,300	13,900 [15,400]	21,100	21,600	29,300 D
CIS-NONACHLOR	pg/g	4,900	5,070 [5,990]	7,440	9,170	9,790
DELTA BHC	pg/g	4.77 J	4.35 J [5.16 J]	5.08 U	5.08 U	5.08 U
DIELDRIN	pg/g	6,450	4,940 [5,620]	4,700	5,350	6,650
ENDOSULFAN SULFATE	pg/g	63.3 U	55.1 J [63.3 U]	63.3 U	63.3 U	63.3 U
ENDRIN	pg/g	29.7 J	23.5 J [13.9 U]	35.5 J	13.9 U	75.4
ENDRIN ALDEHYDE	pg/g	131 U	131 U [131 U]	131 U	131 U	131 U
ENDRIN KETONE	pg/g	76 U	76 U [76 U]	76 U	76 U	R
GAMMA BHC (LINDANE)	pg/g	20.1 J	23.5 J [25.3 J]	7.69 U	20.6 J	21.7 J
HEPTACHLOR	pg/g	32.5 U	32.5 U [32.5 U]	29.1 J	32.5 U	21.9 J
HEPTACHLOR EPOXIDE	pg/g	1,520	1,030 [1,150]	1,700	2,270	2,840
HEXACHLOROBENZENE	pg/g	823 B	1,360 B [1,490 B]	1,340 B	708 B	1,430 B
METHOXYCHLOR	pg/g	38.9 U	38.9 U [38.9 U]	38.9 UJ	38.9 UJ	38.9 UJ
MIREX	pg/g	193	98.1 [107]	259	372	521
OXYCHLORDANE	pg/g	3,600	3,520 [3,970]	2,690	3,400	3,280
TRANS-CHLORDANE	pg/g	1,760	2,660 [3,050]	4,540	3,900	7,040

Table C-21
White Perch (Fillet) Analytical Results

Sample Name: / Date Analyzed:	Units	NB03FWPN-COMP11 05/02/16	NB03FWPN-COMP12 05/02/16	NB03FWPS-COMP07 05/04/16	NB03FWPS-COMP08 05/04/16	NB03FWPS-COMP09 05/04/16
TRANS-HEPTACHLOR EPOXIDE	pg/g	17 U	17 U [17 U]	17 U	17 U	17 U
TRANS-NONACHLOR	pg/g	12,200 B	12,500 B [14,000 B]	23,200	22,200	25,100 D
TOTAL ALPHA + GAMMA CHLORDANE	pg/g	13,100	16,600 [18,500]	25,600	25,500	36,300
TOTAL DDT (2,4)	pg/g	103,000	57,900 [66,200]	26,300	104,000	139,000
TOTAL DDT (4,4)	pg/g	314,000	288,000 [313,000]	177,000	340,000	454,000
TOTAL DDT (2,4 & 4,4)	pg/g	417,000	346,000 [379,000]	203,000	445,000	592,000
PCB Congeners						
PCB-1	ng/kg	40.1 B	R [36.4 B]	R	R	R
PCB-2	ng/kg	3.46 U	3.33 U [3.48 U]	3.43 U	3.38 U	3.4 U
PCB-3	ng/kg	R	5.24 U [R]	5.39 U	5.31 U	5.34 U
PCB-4	ng/kg	518 B	682 B [670 B]	568	463	712
PCB-5	ng/kg	4.7 J	3.81 U [5.1 J]	4.61 J	3.86 U	3.88 U
PCB-6	ng/kg	170	138 [137]	208	195	198
PCB-7	ng/kg	13.9	14.4 [14.5]	15.1	16.7	17.3
PCB-8	ng/kg	356 B	401 B [402 B]	374 B	326 B	414 B
PCB-9	ng/kg	27.8	26.7 [26.7]	30.3	23.2	32.9
PCB-10	ng/kg	43.2	71.2 [74.4]	50.7	39.4	66.3
PCB-11	ng/kg	16.8 U	16.2 U [16.9 U]	16.7 U	16.4 U	16.5 U
PCB-12/13	ng/kg	9.4 U	13.2 J [11.9 J]	11.7 J	10.8 J	11 J
PCB-14	ng/kg	3.96 U	3.81 U [3.98 U]	3.92 U	3.86 U	3.88 U
PCB-15	ng/kg	R	17.6 J [R]	18.6 J	16.5 J	12.6 J
PCB-16	ng/kg	1,070 B	1,140 B [1,200 B]	1,170 B	644 B	1,100 B
PCB-17	ng/kg	2,120 B	2,200 B [2,290 B]	2,350 B	1,470 B	2,110 B
PCB-18/30	ng/kg	3,970 B	3,340 B [3,470 B]	3,830 B	2,410 B	3,490 B
PCB-19	ng/kg	460	631 [650]	502	352	610
PCB-20/28	ng/kg	11,300 BE	10,800 BE [11,400 BE]	11,900 BE	8,090 BE	8,630 BE
PCB-21/33	ng/kg	1,480	1,370 [1,420]	1,670	1,210	1,550
PCB-22	ng/kg	1,750 B	1,730 B [1,800 B]	1,900	1,320	1,590
PCB-23	ng/kg	5.51 J	4.56 J [4.92 J]	5.33 J	4.18 J	6.13 J
PCB-24	ng/kg	4.95 U	4.76 U [4.97 U]	4.9 U	4.83 U	4.85 U
PCB-25	ng/kg	1,170	958 [1,010]	1,690	1,440	1,050
PCB-26/29	ng/kg	2,390	1,840 [1,910]	2,600	2,120	2,030
PCB-27	ng/kg	711	650 [686]	486	401	615
PCB-31	ng/kg	5,600 B	5,880 BE [6,080 BE]	5,130 BE	4,100 BE	4,070 BE
PCB-32	ng/kg	1,910 B	1,860 B [1,940 B]	2,250	1,500	2,030
PCB-34	ng/kg	68.9	70.6 [73.6]	114	86.5	67.7
PCB-35	ng/kg	4.45 U	4.29 U [4.47 U]	4.41 U	4.35 U	4.37 U
PCB-36	ng/kg	3.96 U	3.81 U [3.98 U]	3.92 U	3.86 U	3.88 U
PCB-37	ng/kg	139	301 [328]	200	160	165
PCB-38	ng/kg	12.2	10.3 [11.5]	14.3	8.45 J	10.9
PCB-39	ng/kg	44.8	36.5 [42.1]	52.6	39.1	44.3
PCB-40/71	ng/kg	6,760	5,820 [5,930]	7,940	5,270	6,370
PCB-41	ng/kg	455	318 [290]	473	298	427
PCB-42	ng/kg	4,540	3,680 [3,640]	5,580	3,570 E	4,220
PCB-43	ng/kg	637	592 [609]	762	487	625

Table C-21
White Perch (Fillet) Analytical Results

Sample Name: / Date Analyzed:	Units	NB03FWPN-COMP11 05/02/16	NB03FWPN-COMP12 05/02/16	NB03FWPS-COMP07 05/04/16	NB03FWPS-COMP08 05/04/16	NB03FWPS-COMP09 05/04/16
PCB-44/47/65	ng/kg	19,700 E	17,800 E [17,700]	21,300 BE	14,000 B	18,200 BE
PCB-45	ng/kg	1,330	1,230 [1,190]	1,600	886	1,090
PCB-46	ng/kg	582	502 [506]	658	392	542
PCB-48	ng/kg	2,280	1,750 [1,720]	2,730	1,730	2,440
PCB-49/69	ng/kg	17,100 E	13,400 E [13,500 E]	17,200 BE	11,900 BE	15,200 BE
PCB-50/53	ng/kg	3,110	2,310 [2,390]	2,820	1,930	2,790
PCB-51	ng/kg	1,800	1,660 [1,790]	1,760	1,140	2,260
PCB-52	ng/kg	24,400 BE	19,100 BE [19,200 BE]	25,800 BE	17,300 BE	21,500 BE
PCB-54	ng/kg	65.8	93.9 [101]	92.7	53.7	123
PCB-55	ng/kg	57.5	69 [100]	90.3	88.7	98.1
PCB-56	ng/kg	4,190	3,760 [3,850]	5,330	3,950	4,160
PCB-57	ng/kg	101	92.6 [84.7]	118	88.7	95.2
PCB-58	ng/kg	86.4	85.4 [90.6]	120	75.3	70.8
PCB-60	ng/kg	2,800	1,910 [2,070]	1,990	1,430	1,900
PCB-61/70/74/76	ng/kg	28,100 E	21,900 [22,800 E]	28,900 E	20,900	22,000
PCB-62/75	ng/kg	1,680	1,560 [1,570]	1,860	1,170	1,490
PCB-63	ng/kg	1,110	890 [914]	1,030	766	866
PCB-64	ng/kg	7,390 E	5,440 [5,500]	8,100 BE	5,270 B	6,300 BE
PCB-66	ng/kg	21,300 BE	15,200 BE [15,600 BE]	20,900 BE	14,600 BE	15,200 BE
PCB-67	ng/kg	352	376 [397]	530	360	416
PCB-68	ng/kg	340	312 [316]	323	274	320
PCB-72	ng/kg	445	415 [423]	463	380	394
PCB-73	ng/kg	95.1	99.6 [97.2]	117	66.7	135
PCB-77	ng/kg	759	953 [954]	901	594	670
PCB-78	ng/kg	7.91 U	7.62 U [7.95 U]	7.84 U	7.73 U	7.77 U
PCB-79	ng/kg	152	126 [116]	162	121	167
PCB-80	ng/kg	5.44 U	5.24 U [5.47 U]	5.39 U	5.31 U	5.34 U
PCB-81	ng/kg	37.9	35.5 [42.7]	35.5	21.1 J	23.3 J
PCB-82	ng/kg	1,350	782 [853]	1,440	943	1,560
PCB-83	ng/kg	R	601 [R]	1,290	R	1,000
PCB-84	ng/kg	3,330	2,370 [2,570]	3,870	2,400	3,380
PCB-85/116/117	ng/kg	4,720	3,160 [3,400]	4,220	2,890	4,200
PCB-86/87/97/109/119/125	ng/kg	12,100	8,010 [8,570]	11,800	8,480	12,400
PCB-88	ng/kg	10.9 U	10.5 U [10.9 U]	10.8 U	10.6 U	10.7 U
PCB-89	ng/kg	199	102 [109]	225	157	217
PCB-90/101/113	ng/kg	23,400 BE	16,000 B [17,500 B]	22,000 BE	16,000 B	24,800 BE
PCB-91	ng/kg	3,700	2,640 [2,850]	4,010	2,700	3,640
PCB-92	ng/kg	R	3,860 [R]	4,530	R	4,940
PCB-93/100	ng/kg	817	1,170 [1,250]	904	560	1,100
PCB-94	ng/kg	202	222 [244]	255	161	281
PCB-95	ng/kg	14,200 E	10,300 E [11,400 E]	12,300 E	9,540 E	12,400 E
PCB-96	ng/kg	112	113 [114]	161	89.6	141
PCB-98/102	ng/kg	1,060	934 [1,060]	1,230	831	1,260
PCB-99	ng/kg	18,500 E	14,800 E [15,900 E]	15,500 E	R	14,700 E
PCB-103	ng/kg	449	473 [511]	460	319	541

Table C-21
White Perch (Fillet) Analytical Results

Sample Name: / Date Analyzed:	Units	NB03FWPN-COMP11 05/02/16	NB03FWPN-COMP12 05/02/16	NB03FWPS-COMP07 05/04/16	NB03FWPS-COMP08 05/04/16	NB03FWPS-COMP09 05/04/16
PCB-104	ng/kg	43.7	66.3 [73.5]	57.4	30	74.4
PCB-105	ng/kg	7,760 E	4,820 [5,180]	6,110 E	4,710	6,340 E
PCB-106	ng/kg	8.41 U	8.1 U [8.45 U]	8.33 U	8.21 U	8.25 U
PCB-107	ng/kg	2,500	1,710 [1,830]	1,960	1,590	1,990
PCB-108/124	ng/kg	750	500 [548]	746	570	771
PCB-110/115	ng/kg	22,500 BE	12,600 BE [13,700 BE]	21,600 BE	14,800 BE	21,500 BE
PCB-111	ng/kg	44.1	48.7 [51.4]	31.3	23 J	37
PCB-112	ng/kg	82.7	76.8 [74.2]	69.5	R	170
PCB-114	ng/kg	582	416 [423]	465	360	476
PCB-118	ng/kg	29,400 BE	19,700 BE [21,100 BE]	23,000 BE	17,000 BE	22,900 BE
PCB-120	ng/kg	190	190 [203]	150	114	150
PCB-121	ng/kg	25.4	34.7 [37.2]	20.9 J	16.7 J	24.7
PCB-122	ng/kg	150	116 [116]	206	146	180
PCB-123	ng/kg	508	382 [415]	516	364	468
PCB-126	ng/kg	65.6	49.1 [52.5]	50.4	33	49.9
PCB-127	ng/kg	39.8	32.4 [36.1]	37.5	26.3	45
PCB-128/166	ng/kg	3,080	2,070 [2,250]	2,350	1,760	3,070
PCB-129/138/163	ng/kg	34,300 E	24,100 E [26,700 E]	23,700 BE	17,400 BE	29,600 BE
PCB-130	ng/kg	R	R [R]	R	R	R
PCB-131	ng/kg	R	R [R]	R	R	R
PCB-132	ng/kg	R	R [R]	R	R	R
PCB-133	ng/kg	744	858 [894]	590	497	700
PCB-134	ng/kg	R	R [R]	R	R	R
PCB-135/151	ng/kg	6,270	5,430 [5,750]	6,410	4,530	7,680
PCB-136	ng/kg	1,380	1,080 [1,160]	1,570	1,060	1,820
PCB-137	ng/kg	1,310	1,010 [1,050]	1,020	739	1,140
PCB-139/140	ng/kg	480	413 [451]	397	R	471
PCB-141	ng/kg	3,510	2,440 [2,610]	3,170	2,560	4,110
PCB-142	ng/kg	R	R [R]	R	R	R
PCB-143	ng/kg	R	R [R]	R	R	R
PCB-144	ng/kg	R	R [R]	R	R	R
PCB-145	ng/kg	7.91 U	7.62 U [7.95 U]	7.84 U	7.73 U	7.77 U
PCB-146	ng/kg	R	R [R]	R	R	R
PCB-147/149	ng/kg	15,400 BE	10,600 B [11,700 B]	13,900 BE	10,500 B	16,700 BE
PCB-148	ng/kg	88.8	158 [167]	88.5	59.8	106
PCB-150	ng/kg	68.3	80.1 [85]	81.8	53.2	82.9
PCB-152	ng/kg	15.4 J	31.2 [35.8]	26.1	14.7 J	32.4
PCB-153/168	ng/kg	39,000 BE	31,400 BE [32,900 BE]	25,100 BE	18,500 BE	30,700 BE
PCB-154	ng/kg	675	1,080 [1,120]	663	433	669
PCB-155	ng/kg	129	182 [185]	168	97.6	132
PCB-156/157	ng/kg	3,110	2,160 [2,340]	2,290	1,750	2,630
PCB-158	ng/kg	2,450	1,710 [1,850]	1,710	1,260	2,120
PCB-159	ng/kg	6.92 U	6.67 U [6.96 U]	6.86 U	6.76 U	6.8 U
PCB-160	ng/kg	31.2 U	30 U [31.3 U]	30.9 U	30.4 U	30.6 U
PCB-161	ng/kg	R	R [R]	R	R	R

Table C-21
White Perch (Fillet) Analytical Results

Sample Name: / Date Analyzed:	Units	NB03FWPN-COMP11 05/02/16	NB03FWPN-COMP12 05/02/16	NB03FWPS-COMP07 05/04/16	NB03FWPS-COMP08 05/04/16	NB03FWPS-COMP09 05/04/16
PCB-162	ng/kg	186	112 [128]	90.4	66.7	123
PCB-164	ng/kg	1,330	861 [931]	1,110	R	1,340
PCB-165	ng/kg	R	R [R]	R	R	R
PCB-167	ng/kg	1,340	879 [956]	884	706	1,050
PCB-169	ng/kg	7.42 U	7.14 U [7.46 U]	7.35 U	7.25 U	7.28 U
PCB-170	ng/kg	6,130 E	3,990 [4,320]	3,720	3,010	4,690
PCB-171/173	ng/kg	R	R [R]	R	R	R
PCB-172	ng/kg	R	913 [R]	781	656	972
PCB-174	ng/kg	R	R [R]	R	R	R
PCB-175	ng/kg	R	R [R]	R	144	R
PCB-176	ng/kg	338	218 [238]	321	237	389
PCB-177	ng/kg	R	R [R]	R	R	R
PCB-178	ng/kg	1,730	R [1,720]	R	892	R
PCB-179	ng/kg	1,150	930 [1,050]	1,230	847	1,400
PCB-180/193	ng/kg	18,400 E	14.3 U [14,400 E]	10,600	8,830	13,300 E
PCB-181	ng/kg	R	R [R]	R	R	R
PCB-182	ng/kg	R	R [R]	R	R	R
PCB-183/185	ng/kg	R	R [R]	R	R	R
PCB-184	ng/kg	22.8 J	28.2 [30.5]	26.7	18.3 J	22.2 J
PCB-186	ng/kg	7.42 U	7.14 U [7.46 U]	7.35 U	7.25 U	7.28 U
PCB-187	ng/kg	R	R [R]	R	R	R
PCB-188	ng/kg	52.4	78.6 [87.3]	41.4	R	39.6
PCB-189	ng/kg	R	179 [R]	159	133	197
PCB-190	ng/kg	1,320	1,020 [1,090]	867	673	1,110
PCB-191	ng/kg	275	201 [213]	155	124	195
PCB-192	ng/kg	R	6.19 U [R]	6.37 U	6.28 U	6.31 U
PCB-194	ng/kg	3,100	2,730 [2,750]	1,830	1,710	2,340
PCB-195	ng/kg	1,070	881 [886]	626	571	846
PCB-196	ng/kg	1,630	1,550 [1,520]	857	734	1,090
PCB-197/200	ng/kg	R	R [R]	R	R	R
PCB-198/199	ng/kg	4,160	3,310 [3,290]	2,330	2,130	2,970
PCB-201	ng/kg	446	418 [416]	284	237	333
PCB-202	ng/kg	1,360	1,360 [1,410]	845	745	1,020
PCB-203	ng/kg	2,640	2,800 [2,730]	1,720	1,430	2,080
PCB-204	ng/kg	10.4 U	10 U [10.4 U]	10.3 U	10.1 U	10.2 U
PCB-205	ng/kg	124	103 [109]	84.6	74.7	113
PCB-206	ng/kg	R	R [R]	R	R	R
PCB-207	ng/kg	201	224 [219]	121	107	146
PCB-208	ng/kg	R	464 [R]	415	R	517
PCB-209	ng/kg	888	845 [899]	604	649	857
TOTAL PCB CONGENERS (209)	ng/kg	496,000 J	371,000 J [400,000 J]	449,000 J	306,000 J	441,000 J
Semivolatiles						
1,2,4,5-TETRACHLOROBENZENE	ug/kg	67 U	67 U [67 U]	330 U	320 U	330 U
1,2-DIPHENYLHYDRAZINE	ug/kg	67 U	67 U [67 U]	330 U	320 U	330 U
1-METHYLNAPHTHALENE	ug/kg	13 U	13 U [13 U]	13 U	13 U	13 U

Table C-21
White Perch (Fillet) Analytical Results

Sample Name: / Date Analyzed:	Units	NB03FWPN-COMP11 05/02/16	NB03FWPN-COMP12 05/02/16	NB03FWPS-COMP07 05/04/16	NB03FWPS-COMP08 05/04/16	NB03FWPS-COMP09 05/04/16
2,3,4,6-TETRACHLOROPHENOL	ug/kg	270 U	270 U [270 U]	1,300 U	1,300 U	1,300 U
2,4,5-TRICHLOROPHENOL	ug/kg	67 U	67 U [67 U]	330 U	320 U	330 U
2,4,6-TRICHLOROPHENOL	ug/kg	67 U	67 U [67 U]	330 U	320 U	330 U
2,4-DICHLOROPHENOL	ug/kg	67 U	67 U [67 U]	330 U	320 U	330 U
2,4-DIMETHYLPHENOL	ug/kg	67 U	67 U [67 U]	330 U	320 U	330 U
2,4-DINITROPHENOL	ug/kg	1,200 U	1,200 U [1,200 U]	6,000 U	5,800 U	5,900 U
2,4-DINITROTOLUENE	ug/kg	270 U	270 U [270 U]	1,300 U	1,300 U	1,300 U
2,6-DINITROTOLUENE	ug/kg	67 U	67 U [67 U]	330 U	320 U	330 U
2-CHLORONAPHTHALENE	ug/kg	27 U	27 U [27 U]	130 U	130 U	130 U
2-CHLOROPHENOL	ug/kg	67 U	67 U [67 U]	330 U	320 U	330 U
2-METHYLNAPHTHALENE	ug/kg	13 U	13 U [13 U]	13 U	13 U	13 U
2-METHYLPHENOL (O-CRESOL)	ug/kg	67 U	67 U [67 U]	330 U	320 U	330 U
2-NITROANILINE	ug/kg	67 U	67 U [67 U]	330 U	320 U	330 U
2-NITROPHENOL	ug/kg	67 U	67 U [67 U]	330 U	320 U	330 U
3,3'-DICHLOROBENZIDINE	ug/kg	400 U	400 U [400 U]	2,000 U	1,900 U	2,000 U
3-NITROANILINE	ug/kg	270 U	270 U [270 U]	1,300 U	1,300 U	1,300 U
4,6-DINITRO-2-METHYLPHENOL	ug/kg	670 U	670 U [670 U]	3,300 U	3,200 U	3,300 U
4-BROMOPHENYL PHENYL ETHER	ug/kg	67 U	67 U [67 U]	330 U	320 U	330 U
4-CHLORO-3-METHYLPHENOL	ug/kg	67 U	67 U [67 U]	330 U	320 U	330 U
4-CHLOROANILINE	ug/kg	130 U	130 U [130 U]	670 U	650 U	650 U
4-CHLOROPHENYL PHENYL ETHER	ug/kg	67 U	67 U [67 U]	330 U	320 U	330 U
4-METHYLPHENOL (P-CRESOL)	ug/kg	67 U	67 U [67 U]	330 U	320 U	330 U
4-NITROANILINE	ug/kg	270 U	270 U [270 U]	1,300 U	1,300 U	1,300 U
4-NITROPHENOL	ug/kg	670 U	670 U [670 U]	3,300 U	3,200 U	3,300 U
ACENAPHTHENE	ug/kg	13 U	13 U [13 U]	13 U	13 U	13 U
ACENAPHTHYLENE	ug/kg	13 U	13 U [13 U]	13 U	13 U	13 U
ACETOPHENONE	ug/kg	67 U	67 U [67 U]	330 U	320 U	330 U
ANTHRACENE	ug/kg	13 U	13 U [13 U]	13 U	13 U	13 U
ATRAZINE	ug/kg	130 UJ	130 UJ [130 UJ]	670 U	650 U	650 U
BENZALDEHYDE	ug/kg	270 UJ	270 UJ [270 UJ]	1,300 U	1,300 U	1,300 U
BENZIDINE	ug/kg	1,000 U	1,000 U [1,000 U]	5,000 U	4,900 U	4,900 U
BENZO(A)ANTHRACENE	ug/kg	13 U	13 U [13 U]	13 U	13 U	13 U
BENZO(A)PYRENE	ug/kg	13 U	13 U [13 U]	13 U	13 U	13 U
BENZO(B)FLUORANTHENE	ug/kg	13 U	13 U [13 U]	13 U	13 U	13 U
BENZO(G,H,I)PERYLENE	ug/kg	13 U	13 U [13 U]	13 U	13 U	13 U
Benzo(j)+(k)Fluoranthene	ug/kg	13 U	13 U [13 U]	13 U	13 U	13 U
BENZO[E]PYRENE	ug/kg	13 U	13 U [13 U]	13 U	13 U	13 U
BENZOIC ACID	ug/kg	670 U	670 U [670 U]	3,300 U	3,200 U	3,300 U
BENZYL BUTYL PHTHALATE	ug/kg	270 U	270 U [270 U]	1,300 U	1,300 U	1,300 U
BIPHENYL (DIPHENYL)	ug/kg	67 U	67 U [67 U]	330 U	320 U	330 U
BIS(2-CHLOROETHOXY) METHANE	ug/kg	67 U	67 U [67 U]	330 U	320 U	330 U
BIS(2-CHLOROETHYL) ETHER (2-CHLOROETHYL ETHER)	ug/kg	67 U	67 U [67 U]	330 U	320 U	330 U
BIS(2-CHLOROISOPROPYL) ETHER	ug/kg	67 U	67 U [67 U]	330 UJ	320 UJ	330 UJ
BIS(2-ETHYLHEXYL) PHTHALATE	ug/kg	270 U	270 U [270 U]	1,300 U	1,300 U	1,300 U
C1-CHRYSENES	ug/kg	13 U	13 U [13 U]	13 U	13 U	13 U

Table C-21
White Perch (Fillet) Analytical Results

Sample Name: / Date Analyzed:	Units	NB03FWPN-COMP11 05/02/16	NB03FWPN-COMP12 05/02/16	NB03FWPS-COMP07 05/04/16	NB03FWPS-COMP08 05/04/16	NB03FWPS-COMP09 05/04/16
C1-FLUORANTHENES/PYRENES	ug/kg	13 U	13 U [13 U]	13 U	13 U	13 U
C1-FLUORENES	ug/kg	13 U	13 U [13 U]	13 U	13 U	13 U
C1-NAPHTHALENES	ug/kg	13 U	13 U [13 U]	13 U	13 U	13 U
C1-PHENANTHRENE/ANTHRACENE	ug/kg	13 U	13 U [13 U]	13 U	13 U	13 U
C2-CHRYSENE	ug/kg	13 U	13 U [13 U]	13 U	13 U	13 U
C2-FLUORANTHENES/PYRENE	ug/kg	13 U	13 U [13 U]	13 U	13 U	13 U
C2-FLUORENES	ug/kg	13 U	13 U [13 U]	13 U	13 U	13 U
C2-NAPHTHALENES	ug/kg	13 U	13 U [13 U]	13 U	13 U	13 U
C2-PHENANTHRENE/ANTHRACENE	ug/kg	13 U	13 U [13 U]	13 U	13 U	13 U
C3-CHRYSENE	ug/kg	13 U	13 U [13 U]	13 U	13 U	13 U
C3-FLUORANTHENES/PYRENE	ug/kg	13 U	13 U [13 U]	13 U	13 U	13 U
C3-FLUORENES	ug/kg	13 U	13 U [13 U]	13 U	13 U	13 U
C3-NAPHTHALENES	ug/kg	13 U	13 U [13 U]	13 U	13 U	13 U
C3-PHENANTHRENE/ANTHRACENE	ug/kg	13 U	13 U [13 U]	13 U	13 U	13 U
C4-CHRYSENE	ug/kg	13 U	13 U [13 U]	13 U	13 U	13 U
C4-NAPHTHALENES	ug/kg	13 U	13 U [13 U]	13 U	13 U	13 U
C4-PHENANTHRENE/ANTHRACENE	ug/kg	13 U	13 U [13 U]	13 U	13 U	13 U
CAPROLACTAM	ug/kg	130 U	130 U [130 U]	670 U	650 U	650 U
CARBAZOLE	ug/kg	67 U	67 U [67 U]	330 U	320 U	330 U
CHRYSENE	ug/kg	13 U	13 U [13 U]	13 U	13 U	13 U
DIBENZ(A,H)ANTHRACENE	ug/kg	13 U	13 U [13 U]	13 U	13 U	13 U
DIBENZOFURAN	ug/kg	67 U	67 U [67 U]	330 U	320 U	330 U
DIETHYL PHTHALATE	ug/kg	270 U	270 U [270 U]	1,300 U	1,300 U	1,300 U
DIMETHYL PHTHALATE	ug/kg	270 U	270 U [270 U]	1,300 U	1,300 U	1,300 U
DI-N-BUTYL PHTHALATE	ug/kg	270 U	270 U [270 U]	1,300 U	1,300 U	1,300 U
DI-N-OCTYLPHTHALATE	ug/kg	270 U	270 U [270 U]	1,300 U	1,300 U	1,300 U
FLUORANTHENE	ug/kg	13 U	13 U [13 U]	13 U	13 U	13 U
FLUORENE	ug/kg	13 U	13 U [13 U]	13 U	13 U	13 U
HEXACHLOROBUTADIENE	ug/kg	67 U	67 U [67 U]	330 U	320 U	330 U
HEXACHLOROCYCLOPENTADIENE	ug/kg	670 U	670 U [670 U]	3,300 U	3,200 U	3,300 U
HEXACHLOROETHANE	ug/kg	130 U	130 U [130 U]	670 U	650 U	650 U
INDENO(1,2,3-C,D)PYRENE	ug/kg	13 U	13 U [13 U]	13 U	13 U	13 U
ISOPHORONE	ug/kg	67 U	67 J [67 U]	330 U	320 U	330 U
NAPHTHALENE	ug/kg	13 U	13 U [13 U]	13 U	13 U	13 U
NITROBENZENE	ug/kg	67 U	67 U [67 U]	330 U	320 U	330 U
N-NITROSODI-N-PROPYLAMINE	ug/kg	67 U	67 U [67 U]	330 U	320 U	330 U
N-NITROSODIPHENYLAMINE	ug/kg	67 U	67 U [67 U]	330 U	320 U	330 U
PENTACHLOROPHENOL	ug/kg	130 U	130 U [130 U]	670 UJ	650 UJ	650 UJ
PERYLENE	ug/kg	13 U	13 U [13 U]	13 U	13 U	13 U
PHENANTHRENE	ug/kg	13 U	13 U [13 U]	13 U	13 U	13 U
PHENOL	ug/kg	67 U	67 U [67 U]	330 U	320 U	330 U
PYRENE	ug/kg	13 U	13 U [13 U]	13 U	13 U	13 U
PYRIDINE	ug/kg	270 U	270 U [270 U]	1,300 U	1,300 U	1,300 U
TOTAL HMW PAHs	ug/kg	13 U	13 U [13 U]	13 U	13 U	13 U
TOTAL LMW PAHs	ug/kg	13 U	13 U [13 U]	13 U	13 U	13 U

Table C-21
White Perch (Fillet) Analytical Results

Sample Name: / Date Analyzed:	Units	NB03FWPN-COMP11 05/02/16	NB03FWPN-COMP12 05/02/16	NB03FWPS-COMP07 05/04/16	NB03FWPS-COMP08 05/04/16	NB03FWPS-COMP09 05/04/16
TOTAL PAHs	ug/kg	13 U	13 U [13 U]	13 U	13 U	13 U
Physical Parameters						
MOISTURE (WATER) CONTENT	%	401	365 [349]	356	359	344
PERCENT MOISTURE	%	80	78.5 [77.7]	78.1	78.2	77.5

Table C-21
White Perch (Fillet) Analytical Results

Sample Name: / Date Analyzed:	Units	NB03FWPS-COMP10 05/02/16	NB03FWPS-COMP11 05/04/16	NB03FWPS-COMP12 05/02/16
Dioxins/Furans				
1,2,3,4,6,7,8-HEPTACHLORODIBENZOFURAN	ng/kg	2.14 JB	0.568 JB	1.71 JB
1,2,3,4,6,7,8-HEPTACHLORODIBENZO-P-DIOXIN	ng/kg	0.555 JB	0.367 JBQ	0.531 JB
1,2,3,4,7,8,9-HEPTACHLORODIBENZOFURAN	ng/kg	0.0779 U	0.0675 U	0.0986 JBQ
1,2,3,4,7,8-HEXACHLORODIBENZOFURAN	ng/kg	0.686 JQ	0.322 J	1.18 JQ
1,2,3,4,7,8-HEXACHLORODIBENZO-P-DIOXIN	ng/kg	0.389 JB	0.0694 J	0.377 JB
1,2,3,6,7,8-HEXACHLORODIBENZOFURAN	ng/kg	1.34 JB	0.455 JQ	0.98 JB
1,2,3,6,7,8-HEXACHLORODIBENZO-P-DIOXIN	ng/kg	0.915 JBQ	0.482 JBQ	0.926 JBQ
1,2,3,7,8,9-HEXACHLORODIBENZOFURAN	ng/kg	0.143 JBQ	0.084 JBQ	0.0928 JBQ
1,2,3,7,8,9-HEXACHLORODIBENZO-P-DIOXIN	ng/kg	0.198 JB	0.13 JQ	0.197 JBQ
1,2,3,7,8-PENTACHLORODIBENZOFURAN	ng/kg	4.93 JB	2.13 JB	3.69 JB
1,2,3,7,8-PENTACHLORODIBENZO-P-DIOXIN	ng/kg	0.0955 U	0.137 U	0.0645 U
2,3,4,6,7,8-HEXACHLORODIBENZOFURAN	ng/kg	0.228 JB	0.189 J	0.21 JB
2,3,4,7,8-PENTACHLORODIBENZOFURAN	ng/kg	3.08 JB	1.67 JBQ	2.98 JB
2,3,7,8-TETRACHLORODIBENZOFURAN	ng/kg	6.39 C	3.93 C	5.46 C
2,3,7,8-TETRACHLORODIBENZO-P-DIOXIN	ng/kg	14.7 B	1.44 JQB	7.18 B
OCTACHLORODIBENZOFURAN	ng/kg	0.178 JBQ	0.0671 JBQ	0.186 JB
OCTACHLORODIBENZO-P-DIOXIN	ng/kg	1.51 JB	0.971 JBQ	1.32 JB
PERCENT LIPIDS	%	2.5	1.6	2.7
Metals				
ALUMINUM	mg/kg	4.52 U	4.87 U	5 U
ANTIMONY	mg/kg	0.0532 U	0.0574 U	0.0589 U
ARSENIC	mg/kg	0.658	1.19 J	0.872
BARIUM	mg/kg	0.148 U	0.313 B	0.164 U
BERYLLIUM	mg/kg	0.0115 U	0.0123 U	0.0127 U
CADMIUM	mg/kg	0.0371 U	0.04 U	0.0411 U
CALCIUM	mg/kg	1,180	3,100	2,300 J+
CHROMIUM	mg/kg	0.0806 U	0.105 B	0.128 B
COBALT	mg/kg	0.0161 U	0.0174 U	0.0179 U
COPPER	mg/kg	0.546	0.641	0.599 J
IRON	mg/kg	5.65 B	7.16 B	5.3 B
LEAD	mg/kg	0.0333 B	0.0226 U	0.0659 B
MAGNESIUM	mg/kg	275	349	302
MANGANESE	mg/kg	0.135 U	0.871	0.15 U
MERCURY	ng/g	224	213	328
METHYL MERCURY	ng/g	253	R	283
NICKEL	mg/kg	0.152 U	0.163 U	0.168 U
POTASSIUM	mg/kg	3,750	3,840	3,910
SELENIUM	mg/kg	0.647	0.613	0.609 J
SILVER	mg/kg	0.0161 U	0.0174 U	0.0179 U
SODIUM	mg/kg	821	793	994
THALLIUM	mg/kg	0.0242 U	0.0261 U	0.0268 U
TITANIUM	mg/kg	0.298 U	0.322 U	0.33 U
VANADIUM	mg/kg	0.0242 U	0.0261 U	0.0268 U
ZINC	mg/kg	7.18	11 J	10.3 J

Table C-21
White Perch (Fillet) Analytical Results

Sample Name: / Date Analyzed:	Units	NB03FWPS-COMP10 05/02/16	NB03FWPS-COMP11 05/04/16	NB03FWPS-COMP12 05/02/16
Butyltins				
DIBUTYLTIN	ug/kg	1.3 UJ	1.3 UJ	1.3 UJ
MONOBUTYLTIN	ug/kg	20 UCN	20 UCN	20 UCN
TETRA-N-BUTYLTIN	ug/kg	1.7 U	1.6 U	1.7 U
TRIBUTYLTIN	ug/kg	1.5 U	1.5 U	1.5 U
Aroclor PCBs				
AROCLOR 1016	ug/kg	36 U	7.2 U	22 U
AROCLOR 1221	ug/kg	46 U	9.2 U	28 U
AROCLOR 1232	ug/kg	80 U	16 U	48 U
AROCLOR 1242	ug/kg	33 U	6.6 U	20 U
AROCLOR 1248	ug/kg	200	140	340 J
AROCLOR 1254	ug/kg	250 J	150	420
AROCLOR 1260	ug/kg	140 JPN	89 PJN	170
AROCLOR 1262	ug/kg	33 U	6.6 U	20 U
AROCLOR 1268	ug/kg	33 U	6.6 U	20 U
TOTAL AROCLOR PCBs (SUM OF 7 AROCLORS)	ug/kg	590 J	379 J	930 J
TOTAL AROCLOR PCBs (SUM OF 9 AROCLORS)	ug/kg	590 J	379 J	930 J
Pesticides				
2,4'-DDD	pg/g	40,700 D	19,000	28,000 JD
2,4'-DDE	pg/g	9,280	4,000	6,300 J
2,4'-DDT	pg/g	11,700	1,770	2,420 J
4,4'-DDD	pg/g	111,000 D	52,300 D	77,300 JD
4,4'-DDE	pg/g	120,000 BD	45,500 BD	62,700 JBD
4,4'-DDT	pg/g	28,600 D	7,740	9,700 J
ALDRIN	pg/g	29.5 J	35.4 J	23.8 J
ALPHA BHC	pg/g	46.7 JB	6.4 U	63.7 B
ALPHA ENDOSULFAN	pg/g	57.4 U	57.4 U	57.4 U
BETA BHC	pg/g	32.8 J	34.8 J	40.3
BETA ENDOSULFAN	pg/g	58.3 U	58.3 U	58.3 U
CIS-CHLORDANE	pg/g	17,000	12,800	12,600 J
CIS-NONACHLOR	pg/g	7,550 D	4,370	4,110 JD
DELTA BHC	pg/g	4.62 J	5.08 U	5.08 U
DIELDRIN	pg/g	6,720 D	5,280	6,020 JD
ENDOSULFAN SULFATE	pg/g	63.3 U	63.3 UJD	63.3 U
ENDRIN	pg/g	30.3 J	13.9 U	30.2 J
ENDRIN ALDEHYDE	pg/g	131 U	131 U	131 U
ENDRIN KETONE	pg/g	76 U	R	100 J
GAMMA BHC (LINDANE)	pg/g	18.1 J	7.69 U	21.7 J
HEPTACHLOR	pg/g	13.7 J	23.9 J	32.5 U
HEPTACHLOR EPOXIDE	pg/g	1,650	1,420	1,490 J
HEXACHLOROBENZENE	pg/g	891 B	502 B	739 B
METHOXYCHLOR	pg/g	38.9 U	38.9 UJ	38.9 U
MIREX	pg/g	333	452	302
OXYCHLORDANE	pg/g	4,530	2,630	3,340 J
TRANS-CHLORDANE	pg/g	3,470	2,170	2,270 J

Table C-21
White Perch (Fillet) Analytical Results

Sample Name: / Date Analyzed:	Units	NB03FWPS-COMP10 05/02/16	NB03FWPS-COMP11 05/04/16	NB03FWPS-COMP12 05/02/16
TRANS-HEPTACHLOR EPOXIDE	pg/g	17 U	17 U	17 U
TRANS-NONACHLOR	pg/g	19,100 B	13,000	13,600 JB
TOTAL ALPHA + GAMMA CHLORDANE	pg/g	20,500	15,000	14,900 J
TOTAL DDT (2,4)	pg/g	61,700	24,800	36,700 J
TOTAL DDT (4,4)	pg/g	260,000	106,000	150,000 J
TOTAL DDT (2,4 & 4,4)	pg/g	321,000	130,000	186,000 J
PCB Congeners				
PCB-1	ng/kg	R	R	46.9 B
PCB-2	ng/kg	3.39 U	3.38 U	3.46 U
PCB-3	ng/kg	5.33 U	5.31 U	R
PCB-4	ng/kg	804 B	564 J	599 BJ
PCB-5	ng/kg	5.59 J	4.31 J	4.41 J
PCB-6	ng/kg	202	160 J	165
PCB-7	ng/kg	20	24.9	15.4
PCB-8	ng/kg	546 B	327 B	399 BJ
PCB-9	ng/kg	35	24.9	26.8
PCB-10	ng/kg	88.1	54.6	59.2
PCB-11	ng/kg	139 B	132 JB	149 B
PCB-12/13	ng/kg	15.9 J	15.9 J	14.9 J
PCB-14	ng/kg	3.88 U	3.86 U	3.96 U
PCB-15	ng/kg	25.8	29.9 J	R
PCB-16	ng/kg	1,380 B	597 JB	1,050 JB
PCB-17	ng/kg	2,740 B	1,220 JB	2,080 JB
PCB-18/30	ng/kg	4,270 B	1,960 JB	3,400 JB
PCB-19	ng/kg	623	485 J	463 J
PCB-20/28	ng/kg	14,300 BE	5,620 JB	11,200 JBE
PCB-21/33	ng/kg	2,000	816 J	1,560 J
PCB-22	ng/kg	2,270 B	952 J	1,740 JB
PCB-23	ng/kg	7.35 J	4.62 J	5.82 J
PCB-24	ng/kg	4.84 U	4.83 U	4.95 U
PCB-25	ng/kg	1,450	755 J	1,230 J
PCB-26/29	ng/kg	2,520	1,360 J	2,190 J
PCB-27	ng/kg	728	418 J	570 J
PCB-31	ng/kg	8,180 BE	3,000 JBE	6,200 JBE
PCB-32	ng/kg	2,250 B	1,240 J	1,730 JB
PCB-34	ng/kg	91.9	49.9 J	81.1
PCB-35	ng/kg	4.36 U	4.35 U	4.45 U
PCB-36	ng/kg	3.88 U	3.86 U	3.96 U
PCB-37	ng/kg	330	219 J	341 J
PCB-38	ng/kg	15.1	3.38 U	12.4
PCB-39	ng/kg	64	25.8 J	59.6
PCB-40/71	ng/kg	8,590	3,040 J	6,620 J
PCB-41	ng/kg	540	199 J	371 J
PCB-42	ng/kg	5,980 E	1,980 J	4,420 J
PCB-43	ng/kg	874	307 J	662

Table C-21
White Perch (Fillet) Analytical Results

Sample Name: / Date Analyzed:	Units	NB03FWPS-COMP10 05/02/16	NB03FWPS-COMP11 05/04/16	NB03FWPS-COMP12 05/02/16
PCB-44/47/65	ng/kg	26,000 E	8,460 JB	18,800 JE
PCB-45	ng/kg	1,570	664 J	1,310 J
PCB-46	ng/kg	684	283 J	553 J
PCB-48	ng/kg	3,190	958 J	2,540 J
PCB-49/69	ng/kg	20,600 E	6,840 JB	15,200 JE
PCB-50/53	ng/kg	3,230	1,320 J	2,540 J
PCB-51	ng/kg	2,190	639 J	1,440 J
PCB-52	ng/kg	31,500 BE	11,500 JBE	24,700 JBE
PCB-54	ng/kg	92.2	41.4 J	54.2
PCB-55	ng/kg	85.8	69.3 J	111 J
PCB-56	ng/kg	5,830 E	2,240 J	5,090 J
PCB-57	ng/kg	137	64.2 J	103
PCB-58	ng/kg	126	42.1 J	114
PCB-60	ng/kg	3,100	940 J	2,390 J
PCB-61/70/74/76	ng/kg	36,900 E	11,500 J	28,800 JE
PCB-62/75	ng/kg	2,170	764 J	1,690 J
PCB-63	ng/kg	1,350	530 J	1,100 J
PCB-64	ng/kg	9,150 E	3,040 JBE	6,700 JE
PCB-66	ng/kg	27,100 BE	7,410 JBE	20,500 JBE
PCB-67	ng/kg	575	200 J	455 J
PCB-68	ng/kg	434	183 J	333
PCB-72	ng/kg	585	257 J	490 J
PCB-73	ng/kg	117	65.9 J	87.8
PCB-77	ng/kg	1,120	530 J	1,020 J
PCB-78	ng/kg	7.75 U	7.73 U	7.91 U
PCB-79	ng/kg	193	69 J	165 J
PCB-80	ng/kg	5.33 U	5.31 U	5.44 U
PCB-81	ng/kg	45.6	18.3 J	36.6
PCB-82	ng/kg	1,720	596 J	1,120 J
PCB-83	ng/kg	1,170	R	R
PCB-84	ng/kg	4,130	1,550 J	3,160 J
PCB-85/116/117	ng/kg	6,360	1,790 J	3,950 J
PCB-86/87/97/109/119/125	ng/kg	16,100	5,070 J	10,900 J
PCB-88	ng/kg	10.7 U	10.6 U	10.9 U
PCB-89	ng/kg	259	77.5 J	187
PCB-90/101/113	ng/kg	33,700 BE	10,100 JB	22,100 JBE
PCB-91	ng/kg	4,780	1,530 J	3,240 J
PCB-92	ng/kg	7,210 E	R	4,860 J
PCB-93/100	ng/kg	1,380	316 J	744
PCB-94	ng/kg	302	104 J	203
PCB-95	ng/kg	18,100 E	6,550 JE	14,100 JE
PCB-96	ng/kg	163	59.2 J	114
PCB-98/102	ng/kg	1,410	427 J	959
PCB-99	ng/kg	24,800 E	R	16,800 JE
PCB-103	ng/kg	674	194 J	403

Table C-21
White Perch (Fillet) Analytical Results

Sample Name: / Date Analyzed:	Units	NB03FWPS-COMP10 05/02/16	NB03FWPS-COMP11 05/04/16	NB03FWPS-COMP12 05/02/16
PCB-104	ng/kg	65.7	15.9 J	35.3
PCB-105	ng/kg	9,370 E	3,310 J	6,730 JE
PCB-106	ng/kg	8.24 U	8.21 U	8.41 U
PCB-107	ng/kg	2,930	1,320 J	2,380 J
PCB-108/124	ng/kg	999	409 J	785
PCB-110/115	ng/kg	28,000 BE	9,340 JB	19,200 JBE
PCB-111	ng/kg	56.6	25.8	40.1
PCB-112	ng/kg	83.4	R	72
PCB-114	ng/kg	698	272 J	501 J
PCB-118	ng/kg	35,700 BE	13,200 JBE	26,600 JBE
PCB-120	ng/kg	244	105 J	187
PCB-121	ng/kg	36.3	14.1 J	22.5 J
PCB-122	ng/kg	214	86.8 J	192
PCB-123	ng/kg	741	215 J	486
PCB-126	ng/kg	65.8	36.4	58.4 J
PCB-127	ng/kg	56.5	15 J	49.9
PCB-128/166	ng/kg	3,970	1,230 J	2,370 J
PCB-129/138/163	ng/kg	41,000 E	15,500 JB	28,400 JE
PCB-130	ng/kg	R	R	R
PCB-131	ng/kg	R	R	R
PCB-132	ng/kg	R	R	R
PCB-133	ng/kg	909	553 J	726 J
PCB-134	ng/kg	R	R	R
PCB-135/151	ng/kg	9,850	4,390 J	6,660 J
PCB-136	ng/kg	1,990	789 J	1,440 J
PCB-137	ng/kg	1,620	661 J	1,230 J
PCB-139/140	ng/kg	610	R	432
PCB-141	ng/kg	4,780	2,010 J	3,060 J
PCB-142	ng/kg	R	R	R
PCB-143	ng/kg	R	R	R
PCB-144	ng/kg	R	R	R
PCB-145	ng/kg	7.75 U	7.73 U	7.91 U
PCB-146	ng/kg	R	R	R
PCB-147/149	ng/kg	19,600 BE	8,010 JB	14,300 JBE
PCB-148	ng/kg	145	53.4 J	96.4
PCB-150	ng/kg	104	32.3 J	66.2
PCB-152	ng/kg	30	9.9 J	18.8 J
PCB-153/168	ng/kg	43,500 BE	16,600 JBE	31,300 JBE
PCB-154	ng/kg	1,010	326 J	686 J
PCB-155	ng/kg	205	29.9 J	104 J
PCB-156/157	ng/kg	3,590	1,800 J	2,900 J
PCB-158	ng/kg	2,700	968 J	1,900 J
PCB-159	ng/kg	6.78 U	6.76 U	6.92 U
PCB-160	ng/kg	30.5 U	30.4 U	31.2 U
PCB-161	ng/kg	R	R	R

Table C-21
White Perch (Fillet) Analytical Results

Sample Name: / Date Analyzed:	Units	NB03FWPS-COMP10 05/02/16	NB03FWPS-COMP11 05/04/16	NB03FWPS-COMP12 05/02/16
PCB-162	ng/kg	195	93.1	160 J
PCB-164	ng/kg	1,560	R	1,180 J
PCB-165	ng/kg	R	R	R
PCB-167	ng/kg	1,530	727 J	1,160 J
PCB-169	ng/kg	7.27 U	7.25 U	7.42 U
PCB-170	ng/kg	6,780 E	2,700 J	4,710 J
PCB-171/173	ng/kg	R	R	R
PCB-172	ng/kg	1,310	610 J	R
PCB-174	ng/kg	R	R	R
PCB-175	ng/kg	R	138 J	R
PCB-176	ng/kg	424	179 J	316
PCB-177	ng/kg	R	R	R
PCB-178	ng/kg	R	1,040 J	1,600 J
PCB-179	ng/kg	1,520	741 J	1,230 J
PCB-180/193	ng/kg	18,200 E	8,440 J	14,500 JE
PCB-181	ng/kg	R	R	R
PCB-182	ng/kg	R	R	R
PCB-183/185	ng/kg	R	R	R
PCB-184	ng/kg	32.2	10.2 J	23 J
PCB-186	ng/kg	7.27 U	7.25 U	7.42 U
PCB-187	ng/kg	R	R	R
PCB-188	ng/kg	67.1	R	51.6
PCB-189	ng/kg	264	126 J	R
PCB-190	ng/kg	1,560	629 J	1,110 J
PCB-191	ng/kg	260	121	195
PCB-192	ng/kg	6.3 U	6.28 U	R
PCB-194	ng/kg	3,400	1,490 J	2,720 J
PCB-195	ng/kg	1,160	458 J	871 J
PCB-196	ng/kg	1,650	672 J	1,210 J
PCB-197/200	ng/kg	R	R	R
PCB-198/199	ng/kg	4,450	1,850 J	3,670 J
PCB-201	ng/kg	501	221 J	417
PCB-202	ng/kg	1,590	866 J	1,400 J
PCB-203	ng/kg	3,020	1,340 J	2,480 J
PCB-204	ng/kg	10.2 U	10.1 U	10.4 U
PCB-205	ng/kg	149	63.9 J	130
PCB-206	ng/kg	R	R	R
PCB-207	ng/kg	218	88.7	209
PCB-208	ng/kg	687	R	R
PCB-209	ng/kg	1,120	601 J	1,390 J
TOTAL PCB CONGENERS (209)	ng/kg	628,000 J	217,000 J	460,000 J
Semivolatiles				
1,2,4,5-TETRACHLOROBENZENE	ug/kg	66 U	330 U	66 U
1,2-DIPHENYLHYDRAZINE	ug/kg	66 U	330 U	66 U
1-METHYLNAPHTHALENE	ug/kg	13 U	13 U	13 U

Table C-21
White Perch (Fillet) Analytical Results

Sample Name: / Date Analyzed:	Units	NB03FWPS-COMP10 05/02/16	NB03FWPS-COMP11 05/04/16	NB03FWPS-COMP12 05/02/16
2,3,4,6-TETRACHLOROPHENOL	ug/kg	260 U	1,300 U	260 U
2,4,5-TRICHLOROPHENOL	ug/kg	66 U	330 U	66 U
2,4,6-TRICHLOROPHENOL	ug/kg	66 U	330 U	66 U
2,4-DICHLOROPHENOL	ug/kg	66 U	330 U	66 U
2,4-DIMETHYLPHENOL	ug/kg	66 U	330 U	66 U
2,4-DINITROPHENOL	ug/kg	1,200 U	6,000 U	1,200 U
2,4-DINITROTOLUENE	ug/kg	260 U	1,300 U	260 U
2,6-DINITROTOLUENE	ug/kg	66 U	330 U	66 U
2-CHLORONAPHTHALENE	ug/kg	27 U	130 U	26 U
2-CHLOROPHENOL	ug/kg	66 U	330 U	66 U
2-METHYLNAPHTHALENE	ug/kg	13 U	13 U	13 U
2-METHYLPHENOL (O-CRESOL)	ug/kg	66 U	330 U	66 U
2-NITROANILINE	ug/kg	66 U	330 U	66 U
2-NITROPHENOL	ug/kg	66 U	330 U	66 U
3,3'-DICHLOROBENZIDINE	ug/kg	400 U	2,000 U	390 U
3-NITROANILINE	ug/kg	260 U	1,300 U	260 U
4,6-DINITRO-2-METHYLPHENOL	ug/kg	660 U	3,300 U	660 U
4-BROMOPHENYL PHENYL ETHER	ug/kg	66 U	330 U	66 U
4-CHLORO-3-METHYLPHENOL	ug/kg	66 U	330 U	66 U
4-CHLOROANILINE	ug/kg	130 U	670 U	130 U
4-CHLOROPHENYL PHENYL ETHER	ug/kg	66 U	330 U	66 U
4-METHYLPHENOL (P-CRESOL)	ug/kg	66 U	330 U	66 U
4-NITROANILINE	ug/kg	260 U	1,300 U	260 U
4-NITROPHENOL	ug/kg	660 U	3,300 U	660 U
ACENAPHTHENE	ug/kg	13 U	13 U	13 U
ACENAPHTHYLENE	ug/kg	13 U	13 U	13 U
ACETOPHENONE	ug/kg	66 U	330 U	66 U
ANTHRACENE	ug/kg	13 U	13 U	13 U
ATRAZINE	ug/kg	130 UJ	670 U	130 UJ
BENZALDEHYDE	ug/kg	260 UJ	1,300 UJ	260 UJ
BENZIDINE	ug/kg	990 U	5,000 U	990 U
BENZO(A)ANTHRACENE	ug/kg	13 U	13 U	13 U
BENZO(A)PYRENE	ug/kg	13 U	13 U	13 U
BENZO(B)FLUORANTHENE	ug/kg	13 U	13 U	13 U
BENZO(G,H,I)PERYLENE	ug/kg	13 U	13 U	13 U
Benzo(j)+(k)Fluoranthene	ug/kg	13 U	13 U	13 U
BENZO[E]PYRENE	ug/kg	13 U	13 U	13 U
BENZOIC ACID	ug/kg	660 U	3,300 U	660 U
BENZYL BUTYL PHTHALATE	ug/kg	260 U	1,300 U	260 U
BIPHENYL (DIPHENYL)	ug/kg	66 U	330 U	66 U
BIS(2-CHLOROETHOXY) METHANE	ug/kg	66 U	330 U	66 U
BIS(2-CHLOROETHYL) ETHER (2-CHLOROETHYL ETHER)	ug/kg	66 U	330 U	66 U
BIS(2-CHLOROISOPROPYL) ETHER	ug/kg	66 U	330 UJ	66 U
BIS(2-ETHYLHEXYL) PHTHALATE	ug/kg	260 U	1,300 U	260 U
C1-CHRYSENES	ug/kg	13 U	13 U	13 U

Table C-21
White Perch (Fillet) Analytical Results

Sample Name: / Date Analyzed:	Units	NB03FWPS-COMP10 05/02/16	NB03FWPS-COMP11 05/04/16	NB03FWPS-COMP12 05/02/16
C1-FLUORANTHENES/PYRENES	ug/kg	13 U	13 U	13 U
C1-FLUORENES	ug/kg	13 U	13 U	13 U
C1-NAPHTHALENES	ug/kg	13 U	13 U	13 U
C1-PHENANTHRENE/ANTHRACENE	ug/kg	13 U	13 U	13 U
C2-CHRYSENE	ug/kg	13 U	13 U	13 U
C2-FLUORANTHENES/PYRENE	ug/kg	13 U	13 U	13 U
C2-FLUORENES	ug/kg	13 U	13 U	13 U
C2-NAPHTHALENES	ug/kg	13 U	13 U	13 U
C2-PHENANTHRENE/ANTHRACENE	ug/kg	13 U	13 U	13 U
C3-CHRYSENE	ug/kg	13 U	13 U	13 U
C3-FLUORANTHENES/PYRENE	ug/kg	13 U	13 U	13 U
C3-FLUORENES	ug/kg	13 U	13 U	13 U
C3-NAPHTHALENES	ug/kg	13 U	13 U	13 U
C3-PHENANTHRENE/ANTHRACENE	ug/kg	13 U	13 U	13 U
C4-CHRYSENE	ug/kg	13 U	13 U	13 U
C4-NAPHTHALENES	ug/kg	13 U	13 U	13 U
C4-PHENANTHRENE/ANTHRACENE	ug/kg	13 U	13 U	13 U
CAPROLACTAM	ug/kg	130 U	670 U	130 U
CARBAZOLE	ug/kg	66 U	330 U	66 U
CHRYSENE	ug/kg	13 U	13 U	13 U
DIBENZ(A,H)ANTHRACENE	ug/kg	13 U	13 U	13 U
DIBENZOFURAN	ug/kg	66 U	330 U	66 U
DIETHYL PHTHALATE	ug/kg	260 U	1,300 U	260 U
DIMETHYL PHTHALATE	ug/kg	260 U	1,300 U	260 U
DI-N-BUTYL PHTHALATE	ug/kg	260 U	1,300 U	260 U
DI-N-OCTYLPHTHALATE	ug/kg	260 U	1,300 U	260 U
FLUORANTHENE	ug/kg	13 U	13 U	13 U
FLUORENE	ug/kg	13 U	13 U	13 U
HEXACHLOROBUTADIENE	ug/kg	66 U	330 U	66 U
HEXACHLOROCYCLOPENTADIENE	ug/kg	660 U	3,300 U	660 U
HEXACHLOROETHANE	ug/kg	130 U	670 U	130 U
INDENO(1,2,3-C,D)PYRENE	ug/kg	13 U	13 U	13 U
ISOPHORONE	ug/kg	66 U	330 U	66 U
NAPHTHALENE	ug/kg	13 U	13 U	13 U
NITROBENZENE	ug/kg	66 U	330 U	66 U
N-NITROSODI-N-PROPYLAMINE	ug/kg	66 U	330 U	66 U
N-NITROSODIPHENYLAMINE	ug/kg	66 U	330 U	66 U
PENTACHLOROPHENOL	ug/kg	130 U	670 UJ	130 U
PERYLENE	ug/kg	13 U	13 U	13 U
PHENANTHRENE	ug/kg	13 U	13 U	13 U
PHENOL	ug/kg	66 U	330 U	66 U
PYRENE	ug/kg	13 U	13 U	13 U
PYRIDINE	ug/kg	260 U	1,300 U	260 U
TOTAL HMW PAHs	ug/kg	13 U	13 U	13 U
TOTAL LMW PAHs	ug/kg	13 U	13 U	13 U

Table C-21
White Perch (Fillet) Analytical Results

Sample Name: / Date Analyzed:	Units	NB03FWPS-COMP10 05/02/16	NB03FWPS-COMP11 05/04/16	NB03FWPS-COMP12 05/02/16
TOTAL PAHs	ug/kg	13 U	13 U	13 U
Physical Parameters				
MOISTURE (WATER) CONTENT	%	362	334	352
PERCENT MOISTURE	%	78.3	77	77.9

Table C-21
White Perch (Fillet) Analytical Results

Notes:

1. Totals were calculated using detected values only. If all analytes that make up a given total are non-detect, the total will be reported as the highest detection limit of the individual analytes and will be qualified with a "U" flag to indicate it is a non-detect.
2. Total PCB Congeners (209) = sum of 209 individual congener PCBs
3. Total Aroclor PCBs (Sum of 7 Aroclors) = sum of Aroclor-1016, Aroclor-1221, Aroclor-1232, Aroclor-1242, Aroclor-1248, Aroclor-1254, and Aroclor-1260
4. Total Aroclor PCBs (Sum of 9 Aroclors) = sum of Aroclor-1016, Aroclor-1221, Aroclor-1232, Aroclor-1242, Aroclor-1248, Aroclor-1254, Aroclor-1260, Aroclor-1262, and Aroclor-1268
5. Total Alpha + Gamma Chlordane = sum of alpha-Chlordane and gamma-Chlordane
6. Total DDT (2,4) = sum of 2,4'-DDD, 2,4'-DDE, and 2,4'-DDT
7. Total DDT (4,4) = sum of 4,4'-DDD, 4,4'-DDE, and 4,4'-DDT
8. Total DDT (2,4 & 4,4) = sum of 2,4'-DDD, 2,4'-DDE, 2,4'-DDT, 4,4'-DDD, 4,4'-DDE, and 4,4'-DDT
9. Total HMW PAHs = sum of fluoranthene, pyrene, benzo(a)anthracene, chrysene, benzo(b)fluoranthene, benzo(k)fluoranthene, benzo(a)pyrene, indeno(1,2,3-cd)pyrene, dibenzo(a,h)anthracene, and benzo(g,h,i)perylene.
10. Total LMW PAHs = sum of naphthalene, 2-methylnaphthalene, acenaphthylene, acenaphthene, fluorene, phenanthrene, and anthracene.
11. Total PAHs = sum of Total LMW PAHs and Total HMW PAHs.

DDD = dichlorodiphenyldichloroethane
DDE = dichlorodiphenyldichloroethylene
DDT = dichlorodiphenyltrichloroethane
HMW = high molecular weight
LMW = low molecular weight
PAH = polycyclic aromatic hydrocarbon
PCB = polychlorinated biphenyl

% = percent
mg/kg = milligrams per kilogram
ng/g = nanograms per gram
ng/kg = nanograms per kilogram
pg/g = picograms per gram
ug/kg = micrograms per kilogram

Table C-22
Lipid Normalized American Eel (Fillet) Analytical Results

Sample Name: / Date Analyzed:	Units	NB03FAEC076 01/18/16	NB03FAEC502 01/18/16	NB03FAEC508 10/01/15	NB03FAEC-COMP01 01/18/16	NB03FAEC-COMP02 01/18/16	NB03FAEC-COMP03 01/18/16
Dioxins/Furans							
1,2,3,4,6,7,8-HpCDD	ng/kg	12.7 JB	16.2 JB	11.6 JB	23.7 JB	3.84 JBQ	8.28 JB
1,2,3,4,6,7,8-HpCDF	ng/kg	32.3 JB	40.8 B	40.0 JB	73.0 JB	84.5 JB	47.8 JB
1,2,3,4,7,8,9-HpCDF	ng/kg	0.850 U	1.41 JBQ	1.43 JBQ	4.37 JBQ	2.89 U	2.05 U
1,2,3,4,7,8-HxCDD	ng/kg	2.59 JBQ	5.79 JB	4.29 JBQ	3.75 JQ	2.79 JQ	3.76 JQ
1,2,3,4,7,8-HxCDF	ng/kg	27.8 JB	21.0 JB	29.2 JB	22.5 JB	20.7 JBQ	15.6 JB
1,2,3,6,7,8-HxCDD	ng/kg	16.0 J	20.2 J	18.9 JB	21.5 J	21.6 J	22.9 J
1,2,3,6,7,8-HxCDF	ng/kg	15.7 JB	14.5 JB	14.3 JB	27.5 JBQ	28.7 JB	30.3 JB
1,2,3,7,8,9-HxCDD	ng/kg	3.01 JBQ	3.34 JBQ	3.66 JBQ	4.23 JBQ	2.14 JB	2.59 JBQ
1,2,3,7,8,9-HxCDF	ng/kg	0.480 U	0.710 JB	1.21 JBQ	1.34 U	4.05 JBQ	2.05 JBQ
1,2,3,7,8-PCDD	ng/kg	7.87 JBQ	7.76 JBQ	9.13 JBQ	8.87 JBQ	10.5 JB	6.93 JBQ
1,2,3,7,8-PCDF	ng/kg	10.1 JB	14.0 JB	10.4 JBQ	18.3 JB	10.3 JBQ	19.7 JB
2,3,4,6,7,8-HxCDF	ng/kg	3.90 JBQ	3.35 JB	5.00 JB	3.20 JBQ	2.55 JBQ	3.09 JBQ
2,3,4,7,8-PCDF	ng/kg	35.1 BC	11.7 JB	24.0 JB	26.2 JBQ	27.9 JB	21.9 JB
2,3,7,8-TCDD	ng/kg	93.3	90.1	127 B	96.7	114	127
2,3,7,8-TCDF	ng/kg	1.26 U	0.980 JBQ	3.71 JQ	3.02 U	3.82 U	2.79 U
OCDD	ng/kg	15.8 JB	22.2 JB	20.8 JB	205 B	18.6 JBQ	13.0 JB
OCDF	ng/kg	1.87 JBQ	3.93 JBQ	6.50 JB	11.3 JBQ	4.95 JBQ	2.43 JBQ
Butyltins							
Dibutyltin	ug/kg	R	R	34 UJ	22 UJ	32 UJ	22 UJ
Monobutyltin	ug/kg	R	R	530 UCNJ	330 UJCN	500 UJCN	360 UJCN
Tetra-n-butyltin	ug/kg	R	R	42 UJ	27 UJ	42 UJ	29 UJ
Tributyltin	ug/kg	R	R	39 UJ	23 UJ	37 UJ	26 UJ
Aroclor PCBs							
Aroclor 1016	ug/kg	48 U	220 UJ	190 U	600 U	190 U	600 U
Aroclor 1221	ug/kg	61 U	290 U	240 U	770 U	240 U	780 U
Aroclor 1232	ug/kg	110 U	500 U	420 U	1,300 U	420 U	1,300 U
Aroclor 1242	ug/kg	44 U	200 U	170 U	550 U	170 U	550 U
Aroclor 1248	ug/kg	44 U	200 U	170 U	550 U	170 U	550 U
Aroclor 1254	ug/kg	1,900 PJN	3,700 J	170 U	6,200	1,900	7,600
Aroclor 1260	ug/kg	1,100	2,500 J	1,800 PJ	820 U	3,700 JNP	830 U
Aroclor 1262	ug/kg	44 U	200 U	170 U	550 U	170 U	550 U
Aroclor 1268	ug/kg	44 U	200 U	170 U	550 U	170 U	550 U
Total Aroclor PCBs (Sum Of 7 Aroclors)	ug/kg	2,900 J	6,200 J	1,800 J	6,200	5,600 J	7,600
Total Aroclor PCBs (Sum Of 9 Aroclors)	ug/kg	2,900 J	6,200 J	1,800 J	6,200	5,600 J	7,600
Pesticides							
2,4'-DDD	pg/g	12,500	32,400	11,500 J	29,500 J	36,100 J	21,200 J
2,4'-DDE	pg/g	3,490	12,200	10,200 J	44,500 J	13,100 J	7,470 J
2,4'-DDT	pg/g	1,490	1,880	1,660 J	1,600 J	2,150 J	2,670 J
4,4'-DDD	pg/g	641,000 D	616,000 D	1,680,000 DJ	973,000 DJ	1,480,000 DJ	841,000 DJ
4,4'-DDE	pg/g	1,380,000 BD	1,240,000 BD	5,030,000 BDJ	2,080,000 BDJ	4,210,000 BDJ	1,790,000 BDJ
4,4'-DDT	pg/g	29,700	13,000	141,000 BJ	31,700 J	49,200 J	49,500 J
Aldrin	pg/g	247 J	224 J	297 J	547 J	632 J	698 J
Alpha BHC	pg/g	1,800 J	795	847 J	1,440 J	1,510 J	1,110 J
Alpha endosulfan	pg/g	383 U	357 U	1,510 UJ	957 UJ	1,510 UJ	990 UJ
Beta BHC	pg/g	893	770	968 J	1,430 J	1,920 J	1,240 J

Table C-22
Lipid Normalized American Eel (Fillet) Analytical Results

Sample Name: / Date Analyzed:	Units	NB03FAEC076 01/18/16	NB03FAEC502 01/18/16	NB03FAEC508 10/01/15	NB03FAEC-COMP01 01/18/16	NB03FAEC-COMP02 01/18/16	NB03FAEC-COMP03 01/18/16
Beta endosulfan	pg/g	389 U	362 U	1,530 UJ	972 UJ	1,530 UJ	1,010 UJ
cis-Chlordane	pg/g	75,300	125,000	109,000 J	220,000 J	316,000 J	310,000 J
cis-Nonachlor	pg/g	65,700	72,700	161,000 J	129,000 J	268,000 J	152,000 J
Delta BHC	pg/g	44.1 J	34.4 J	134 UJ	130 J	131 J	87.6 UJ
Dieldrin	pg/g	92,000	95,000	33,900 BJ	166,000 J	234,000 J	245,000 J
Endosulfan sulfate	pg/g	422 U	393 U	1,670 UJ	1,060 UJ	1,670 UJ	1,090 UJ
Endrin	pg/g	250 J	298	455 J	730 J	366 UJ	809 J
Endrin aldehyde	pg/g	873 U	814 U	3,450 UJ	2,180 UJ	3,450 UJ	2,260 UJ
Endrin ketone	pg/g	R	472 U	2,000 UJ	1,270 UJ	2,000 UJ	1,310 UJ
Gamma BHC (Lindane)	pg/g	331	355	202 UJ	595 J	734 J	426 J
Heptachlor	pg/g	217 U	202 U	855 UJ	542 UJ	855 UJ	560 UJ
Heptachlor epoxide	pg/g	25,300	23,900	38,400 J	36,800 J	51,800 J	64,100 J
Hexachlorobenzene	pg/g	21,500 B	24,000 B	36,600 BJ	41,000 BJ	57,400 BJ	43,300 BJ
Methoxychlor	pg/g	R	242 U	1,020 UJ	648 UJ	1,020 UJ	671 UJ
Mirex	pg/g	2,750 J	3,350	5,530 J	5,170 J	11,600 J	6,550 J
Oxychlordane	pg/g	124,000	65,800	308,000 J	124,000 J	268,000 J	145,000 J
Trans-chlordane	pg/g	20,100	44,100 D	25,100 BJ	81,500 J	89,500 J	75,700 DJ
Trans-heptachlor epoxide	pg/g	113 U	106 U	38,200 J	283 UJ	447 UJ	293 UJ
Trans-nonachlor	pg/g	148,000	149,000 D	384,000 BJ	332,000 J	605,000 DJ	360,000 DJ
Total Alpha + Gamma Chlordane	pg/g	95,500	169,000	135,000 J	302,000 J	405,000 J	386,000 J
Total DDT (2,4)	pg/g	17,400	46,500	23,400 J	75,600 J	51,300 J	31,300 J
Total DDT (4,4)	pg/g	2,050,000	1,870,000	6,850,000 J	3,090,000 J	5,740,000 J	2,680,000 J
Total DDT (2,4 & 4,4)	pg/g	2,070,000	1,920,000	6,870,000 J	3,160,000 J	5,790,000 J	2,720,000 J
PCB Congeners							
PCB-1	ng/kg	45.8 J	67.7	626 BJ	144 J	R	R
PCB-2	ng/kg	23.1 U	21.7 U	110 J	58.3 U	88.4 U	60.0 U
PCB-3	ng/kg	R	R	260 JB	91.7 U	139 U	94.3 U
PCB-4	ng/kg	301	1,220	7,080 BJ	1,780 B	1,680 B	972 B
PCB-5	ng/kg	26.3 U	24.8 U	100 UJ	66.7 U	101 U	68.6 U
PCB-6	ng/kg	23.1 U	73.9 B	R	137 JB	135 JB	86.2 JB
PCB-7	ng/kg	26.3 U	24.8 U	R	66.7 U	101 U	68.6 U
PCB-8	ng/kg	49.4 U	219 B	1,230 BJ	480 B	500 JB	295 JB
PCB-9	ng/kg	23.1 U	22.7 J	R	58.3 U	88.4 U	60.0 U
PCB-10	ng/kg	42.8 U	133 J	442 J	172 J	167 J	111 U
PCB-11	ng/kg	112 U	708 B	3,050 BJ	1,260 B	1,280 B	750 JB
PCB-12/13	ng/kg	62.6 U	80.1 J	395 J	158 U	240 U	163 U
PCB-14	ng/kg	26.3 U	24.8 U	100 UJ	66.7 U	101 U	68.6 U
PCB-15	ng/kg	136 J	634	3,680 BJ	945	1,400	864
PCB-16	ng/kg	117	586	1,690 BJ	788 B	771 B	416 B
PCB-17	ng/kg	241 B	1,190 B	3,450 BJ	1,720 B	1,440 B	829 B
PCB-18/30	ng/kg	753 B	4,410 B	10,300 BJ	4,230 B	3,890 B	2,330 B
PCB-19	ng/kg	208	1,570	4,950 J	1,720	1,460	771
PCB-20/28	ng/kg	74,700 BE	68,900 BE	497,000 BEJ	92,500 BE	104,000 BE	88,300 BE
PCB-21/33	ng/kg	152 J	365	1,950 J	700	687	422 J
PCB-22	ng/kg	597 B	3,390 B	10,700 BJ	5,720 B	3,890 B	1,980 B
PCB-23	ng/kg	23.1 U	21.7 U	87.9 UJ	58.3 U	88.4 U	60.0 U
PCB-24	ng/kg	32.9 U	80.8	238 J	83.3 U	126 U	85.7 U

Table C-22
Lipid Normalized American Eel (Fillet) Analytical Results

Sample Name: / Date Analyzed:	Units	NB03FAEC076 01/18/16	NB03FAEC502 01/18/16	NB03FAEC508 10/01/15	NB03FAEC-COMP01 01/18/16	NB03FAEC-COMP02 01/18/16	NB03FAEC-COMP03 01/18/16
PCB-25	ng/kg	163	988	2,180 J	1,350	908	509
PCB-26/29	ng/kg	7,070	10,400	33,900 J	14,800	13,700	11,000
PCB-27	ng/kg	140	640	1,430 J	747	603	338
PCB-31	ng/kg	18,900 BE	25,300 BE	97,900 BEJ	34,700 BE	32,100 B	25,500 B
PCB-32	ng/kg	579 B	2,840 B	8,000 BJ	4,620 B	2,840 B	1,580 B
PCB-34	ng/kg	29.9 J	297	434 J	230	137 J	111 J
PCB-35	ng/kg	29.7 U	27.9 U	113 UJ	75.0 U	113 U	77.1 U
PCB-36	ng/kg	26.3 U	24.8 U	100 UJ	66.7 U	101 U	68.6 U
PCB-37	ng/kg	1,030	1,480	3,660 J	1,900	2,070	1,670
PCB-38	ng/kg	172	224	950 J	267	287	234
PCB-39	ng/kg	26.3 U	24.8 U	100 UJ	66.7 U	101 U	68.6 U
PCB-40/71	ng/kg	4,650	13,200	28,700 J	17,800	9,110	6,950
PCB-41	ng/kg	139 U	130 U	526 UJ	350 U	529 U	360 U
PCB-42	ng/kg	11,600	40,400 E	74,500 J	38,300	25,500	22,900
PCB-43	ng/kg	243	683	1,590 J	1,160	177 U	847
PCB-44/47/65	ng/kg	228,000 BE	304,000 BE	1,580,000 EJ	307,000 E	345,000 E	317,000 E
PCB-45	ng/kg	1,030	5,760	6,130 J	2,000	2,210	1,760
PCB-46	ng/kg	121	525	1,210 J	842	455	284
PCB-48	ng/kg	139 J	458	1,360 J	117 U	558 J	376 J
PCB-49/69	ng/kg	17,700	80,100 E	107,000 J	57,700	42,600	36,900
PCB-50/53	ng/kg	1,130	6,830	9,030 J	3,750	3,030	2,430
PCB-51	ng/kg	807	2,800	4,530 J	2,180	1,500	1,490
PCB-52	ng/kg	243,000 BE	435,000 BE	1,020,000 BEJ	388,000 BE	445,000 BE	417,000 BE
PCB-54	ng/kg	46.1 U	227	555 J	200 J	177 U	120 U
PCB-55	ng/kg	239	294	151 UJ	100 U	151 U	338 J
PCB-56	ng/kg	205	1,010	2,340 J	1,820	947	553
PCB-57	ng/kg	281	34.0 U	138 UJ	602	403 J	321 J
PCB-58	ng/kg	651	1,290	2,840 J	1,440	1,170	1,120
PCB-60	ng/kg	27,300 E	22,500 E	150,000 EJ	29,000	30,300	32,800
PCB-61/70/74/76	ng/kg	131,000 E	113,000 E	721,000 EJ	143,000	139,000	163,000
PCB-62/75	ng/kg	21,100	31,000	142,000 J	29,300	35,300	32,400
PCB-63	ng/kg	6,550	7,580	15,000 J	10,500	9,340	10,600
PCB-64	ng/kg	83,300 BE	124,000 BE	374,000 EJ	126,000 E	133,000 E	142,000 E
PCB-66	ng/kg	167,000 BE	175,000 BE	1,170,000 BEJ	200,000 E	193,000 E	200,000 E
PCB-67	ng/kg	260	832	3,660 J	975	524 J	364 J
PCB-68	ng/kg	1,790	1,910	4,260 J	2,500	2,170	2,360
PCB-72	ng/kg	3,970	4,020	5,240 J	4,600	4,240	4,190
PCB-73	ng/kg	329	770	1,130 J	117 U	177 U	474
PCB-77	ng/kg	521	739	2,680 J	787	1,180	783
PCB-78	ng/kg	52.7 U	49.6 U	201 UJ	133 U	202 U	137 U
PCB-79	ng/kg	322	1,210	2,490 J	1,280	705	716
PCB-80	ng/kg	36.2 U	34.0 U	138 UJ	91.7 U	139 U	94.3 U
PCB-81	ng/kg	97.3 J	106 J	226 UJ	R	227 U	156 J
PCB-82	ng/kg	3,210	12,000	17,700 J	13,800	6,370	7,710
PCB-83	ng/kg	8,870	16,700	28,200 J	15,600	14,900	13,600
PCB-84	ng/kg	14,900	36,500 E	62,900 J	28,700	25,200	30,200
PCB-85/116/117	ng/kg	74,700 E	78,900 E	532,000 EJ	90,200	120,000	118,000

Table C-22
Lipid Normalized American Eel (Fillet) Analytical Results

Sample Name: / Date Analyzed:	Units	NB03FAEC076 01/18/16	NB03FAEC502 01/18/16	NB03FAEC508 10/01/15	NB03FAEC-COMP01 01/18/16	NB03FAEC-COMP02 01/18/16	NB03FAEC-COMP03 01/18/16
PCB-86/87/97/109/119/125	ng/kg	42,100	125,000 E	228,000 J	91,500	75,000	87,100
PCB-88	ng/kg	72.7 U	68.3 U	276 UJ	183 U	276 U	188 U
PCB-89	ng/kg	42.8 U	101 J	203 J	108 U	164 U	111 U
PCB-90/101/113	ng/kg	95,300 BE	355,000 BE	271,000 BEJ	147,000 B	158,000 B	217,000 BE
PCB-91	ng/kg	11,100	35,500 E	44,500 J	25,700	19,800	25,500
PCB-92	ng/kg	53,300 BE	72,700 BE	112,000 EJ	78,500 E	94,700 E	88,300 E
PCB-93/100	ng/kg	16,300	19,400	101,000 J	19,800	31,300	26,400
PCB-94	ng/kg	191	383	613 J	467	164 U	248 J
PCB-95	ng/kg	51,000 E	90,700 E	188,000 EJ	84,500 E	66,800	76,000 E
PCB-96	ng/kg	132 U	414	413 J	333 U	505 U	343 U
PCB-98/102	ng/kg	388 J	1,110	1,580 J	1,080 J	971 U	660 U
PCB-99	ng/kg	339,000 BE	326,000 BE	2,230,000 EJ	375,000 E	479,000 E	426,000 E
PCB-103	ng/kg	70.0 J	301	262 J	307 J	139 U	138 J
PCB-104	ng/kg	46.1 U	43.4 U	176 UJ	117 U	177 U	120 U
PCB-105	ng/kg	129,000 BE	100,000 BE	811,000 EJ	159,000 E	203,000 E	203,000 E
PCB-106	ng/kg	56.0 U	52.6 U	213 UJ	142 U	214 U	146 U
PCB-107	ng/kg	9,200	8,140	25,600 J	11,800	10,300	13,900
PCB-108/124	ng/kg	1,310	1,390	1,670 J	1,930	1,490	1,540
PCB-110/115	ng/kg	179,000 BE	314,000 BE	R	277,000 E	311,000 E	357,000 E
PCB-111	ng/kg	887	801	4,790 J	1,060	1,740	1,600
PCB-112	ng/kg	740	820	1,710 J	117 U	974	1,410
PCB-114	ng/kg	8,800	8,140	55,500 J	13,100	14,300	13,000
PCB-118	ng/kg	483,000 BE	407,000 BE	3,340,000 EJ	625,000 E	763,000 E	738,000 E
PCB-120	ng/kg	3,450	3,090	16,600 J	3,470	5,050	5,030
PCB-121	ng/kg	518	521	2,840 J	578	1,030	845
PCB-122	ng/kg	324	770	151 UJ	100 U	151 U	424 J
PCB-123	ng/kg	7,670	7,700	60,000 J	11,000	R	R
PCB-126	ng/kg	52.7 U	49.6 U	2,630 J	133 U	202 U	137 U
PCB-127	ng/kg	507	603	3,450 J	1,020	R	R
PCB-128/166	ng/kg	51,900 E	49,800 E	379,000 EJ	59,200	90,500	101,000
PCB-129/138/163	ng/kg	468,000 BE	512,000 BE	3,290,000 EJ	622,000 E	924,000 E	962,000 E
PCB-130	ng/kg	15,400	26,000 E	53,200 J	29,500	45,800	39,700
PCB-131	ng/kg	253	2,020	826 J	565	347 J	543
PCB-132	ng/kg	18,300 B	52,400 BE	46,600 J	35,200	25,100	38,800
PCB-133	ng/kg	12,600	13,200	67,100 J	18,200	27,100	24,800
PCB-134	ng/kg	7,800	15,300	19,700 J	14,200	15,900	12,900
PCB-135/151	ng/kg	37,900	55,000 E	42,900 J	58,500	50,500	56,000
PCB-136	ng/kg	4,920	16,600	11,400 J	9,880	6,710	9,840
PCB-137	ng/kg	20,700 E	21,100 E	148,000 EJ	26,500	36,800	33,100
PCB-139/140	ng/kg	7,670	7,950	57,100 J	8,630	11,600	11,300
PCB-141	ng/kg	24,300 BE	42,200 BE	77,100 EJ	51,200 E	66,600	52,900 E
PCB-142	ng/kg	56.0 U	52.6 U	213 UJ	142 U	214 U	146 U
PCB-143	ng/kg	109 U	102 U	413 UJ	275 U	416 U	283 U
PCB-144	ng/kg	947	8,700	1,330 J	1,720	1,330	2,480
PCB-145	ng/kg	52.7 U	49.6 U	201 UJ	133 U	202 U	137 U
PCB-146	ng/kg	92,000 BE	101,000 BE	R	130,000 E	199,000 E	200,000 E
PCB-147/149	ng/kg	78,700 BE	242,000 BE	245,000 BEJ	156,000 BE	164,000 BE	202,000 BE

Table C-22
Lipid Normalized American Eel (Fillet) Analytical Results

Sample Name: / Date Analyzed:	Units	NB03FAEC076 01/18/16	NB03FAEC502 01/18/16	NB03FAEC508 10/01/15	NB03FAEC-COMP01 01/18/16	NB03FAEC-COMP02 01/18/16	NB03FAEC-COMP03 01/18/16
PCB-148	ng/kg	2,530	2,590	13,600 J	2,730	3,500	3,760
PCB-150	ng/kg	49.4 U	94.4 J	188 UJ	125 U	189 U	129 U
PCB-152	ng/kg	46.1 U	45.0 J	176 UJ	117 U	177 U	120 U
PCB-153/168	ng/kg	635,000 BE	619,000 BE	4,580,000 BEJ	760,000 BE	1,140,000 BE	1,220,000 BE
PCB-154	ng/kg	14,500	19,400 E	99,500 EJ	20,700	25,200	24,700
PCB-155	ng/kg	4,150	4,330	35,000 J	5,670	8,760	8,760
PCB-156/157	ng/kg	44,800 E	44,000 E	287,000 EJ	72,000	99,500	88,100
PCB-158	ng/kg	39,500 E	37,900 E	316,000 EJ	46,200	70,300	69,300 E
PCB-159	ng/kg	88.0 J	68.3 J	176 UJ	139 J	177 U	161 J
PCB-160	ng/kg	207 U	195 U	789 UJ	525 U	795 U	540 U
PCB-161	ng/kg	52.6 J	50.9 J	163 UJ	108 U	164 U	111 U
PCB-162	ng/kg	2,530	3,090	11,900 J	4,920	6,180	5,900
PCB-164	ng/kg	7,800	14,300	32,100 J	14,500	17,400	21,000
PCB-165	ng/kg	700	696	R	847	1,240	1,230
PCB-167	ng/kg	18,900	18,800 E	124,000 EJ	30,300	41,800	37,800
PCB-169	ng/kg	52.9 J	46.5 U	188 UJ	125 U	189 U	129 U
PCB-170	ng/kg	55,600 E	73,900 E	426,000 EJ	102,000 E	180,000 E	156,000 E
PCB-171/173	ng/kg	21,700	26,800	R	34,700	50,000	48,800
PCB-172	ng/kg	12,300	16,300	83,200 EJ	22,500	41,600	35,700
PCB-174	ng/kg	13,300	30,100 E	31,300 J	29,200	28,700	28,800
PCB-175	ng/kg	4,020	5,230	22,500 J	6,050	8,890	9,340
PCB-176	ng/kg	426	4,500	729 J	1,120	476 J	1,190
PCB-177	ng/kg	26,100 E	53,700 E	R	64,800 E	102,000 E	92,900 E
PCB-178	ng/kg	28,500 E	35,100 E	161,000 EJ	49,300	77,400 E	72,400 E
PCB-179	ng/kg	8,270	17,100	10,100 J	15,900	8,500	13,100
PCB-180/193	ng/kg	219,000 BE	264,000 BE	1,750,000 EJ	378,000 E	637,000 E	586,000 E
PCB-181	ng/kg	840	994	R	1,310	2,100	1,910
PCB-182	ng/kg	740	876	5,550 J	1,180	1,560	1,560
PCB-183/185	ng/kg	73,300 E	87,000 E	597,000 EJ	110,000 E	159,000 E	165,000 E
PCB-184	ng/kg	639	832	4,890 J	1,000	1,350	1,410
PCB-186	ng/kg	49.4 U	46.5 U	188 UJ	125 U	189 U	129 U
PCB-187	ng/kg	173,000 BE	224,000 BE	1,050,000 EJ	307,000 E	468,000 E	495,000 E
PCB-188	ng/kg	947	1,200	6,390 J	1,180	1,320	1,360
PCB-189	ng/kg	2,990	3,580	21,200 J	5,870	8,920	7,860
PCB-190	ng/kg	15,700	19,400 E	126,000 EJ	25,700	47,100	37,900
PCB-191	ng/kg	3,490	4,020	28,200 J	5,580	9,500	8,950
PCB-192	ng/kg	42.8 U	66.5 J	413 J	108 U	164 U	111 U
PCB-194	ng/kg	32,300 E	44,700 E	241,000 EJ	59,200	121,000 E	89,700 E
PCB-195	ng/kg	8,930	13,800	66,800 J	17,200	33,700	25,700
PCB-196	ng/kg	20,500	26,300	156,000 EJ	34,800	59,500	51,400
PCB-197/200	ng/kg	2,550	4,960	17,100 J	4,470	6,080	5,930
PCB-198/199	ng/kg	49,200	70,200 E	376,000 EJ	95,700	173,000	137,000
PCB-201	ng/kg	6,450	9,500	43,700 J	10,800	15,600	14,700
PCB-202	ng/kg	24,500	31,700 E	146,000 EJ	40,200	63,400	59,300
PCB-203	ng/kg	36,500 E	51,700 E	234,000 EJ	67,300	118,000 E	92,400 E
PCB-204	ng/kg	69.3 U	98.8 J	724 J	175 U	266 U	179 U
PCB-205	ng/kg	1,310	2,200	7,320 J	2,530	5,320	3,530

Table C-22
Lipid Normalized American Eel (Fillet) Analytical Results

Sample Name: / Date Analyzed:	Units	NB03FAEC076 01/18/16	NB03FAEC502 01/18/16	NB03FAEC508 10/01/15	NB03FAEC-COMP01 01/18/16	NB03FAEC-COMP02 01/18/16	NB03FAEC-COMP03 01/18/16
PCB-206	ng/kg	25,600	45,900 E	173,000 EJ	49,000	84,200	50,500
PCB-207	ng/kg	2,830	4,660	20,000 J	5,050	7,420	5,430
PCB-208	ng/kg	11,300	19,300	81,800 J	21,000	33,700	23,100
PCB-209	ng/kg	13,800 B	26,500 B	97,600 J	27,800	38,400	23,300
Total PCB Congeners (209)	ng/kg	5,100,000 J	6,670,000 J	30,200,000 J	7,390,000 J	9,680,000 J	9,570,000 J
Semivolatiles							
1,2,4,5-Tetrachlorobenzene	ug/kg	2,200 U	2,000 U	8,700 U	5,500 U	8,700 U	5,700 U
1,2-Diphenylhydrazine	ug/kg	2,200 U	2,000 U	8,700 U	5,500 U	8,700 U	5,700 U
1-Methylnaphthalene	ug/kg	39 J	34 J	340 U	88 U	140 U	91 U
2,3,4,6-Tetrachlorophenol	ug/kg	8,700 U	8,100 U	34,000 U	22,000 U	34,000 U	22,000 U
2,4,5-Trichlorophenol	ug/kg	2,200 U	2,000 U	8,700 U	5,500 U	8,700 U	5,700 U
2,4,6-Trichlorophenol	ug/kg	2,200 U	2,000 U	8,700 U	5,500 U	8,700 U	5,700 U
2,4-Dichlorophenol	ug/kg	2,200 U	2,000 U	8,700 U	5,500 U	8,700 U	5,700 U
2,4-Dimethylphenol	ug/kg	2,200 U	2,000 U	8,700 U	5,500 U	8,700 U	5,700 U
2,4-Dinitrophenol	ug/kg	40,000 U	37,000 U	160,000 U	100,000 UJ	160,000 UJ	100,000 UJ
2,4-Dinitrotoluene	ug/kg	8,700 U	8,100 U	34,000 U	22,000 U	34,000 U	22,000 U
2,6-Dinitrotoluene	ug/kg	2,200 U	2,000 U	8,700 U	5,500 U	8,700 U	5,700 U
2-Chloronaphthalene	ug/kg	870 U	810 U	3,400 UJ	2,200 UJ	3,400 UJ	2,200 UJ
2-Chlorophenol	ug/kg	2,200 U	2,000 U	8,700 U	5,500 U	8,700 U	5,700 U
2-Methylnaphthalene	ug/kg	35 U	34 J	340 U	88 U	140 U	91 U
2-Methylphenol (o-cresol)	ug/kg	2,200 U	2,000 U	8,700 U	5,500 U	8,700 U	5,700 U
2-Nitroaniline	ug/kg	2,200 U	2,000 U	8,700 U	5,500 U	8,700 U	5,700 U
2-Nitrophenol	ug/kg	2,200 U	2,000 U	8,700 U	5,500 U	8,700 U	5,700 U
3,3'-Dichlorobenzidine	ug/kg	13,000 U	12,000 U	53,000 U	33,000 UJ	53,000 UJ	34,000 UJ
3-Nitroaniline	ug/kg	8,700 U	8,100 U	34,000 U	22,000 U	34,000 U	22,000 U
4,6-Dinitro-2-methylphenol	ug/kg	22,000 U	20,000 U	87,000 U	55,000 U	87,000 U	57,000 U
4-Bromophenyl phenyl ether	ug/kg	2,200 U	2,000 U	8,700 U	5,500 U	8,700 U	5,700 U
4-Chloro-3-methylphenol	ug/kg	2,200 U	2,000 U	8,700 U	5,500 U	8,700 U	5,700 U
4-Chloroaniline	ug/kg	4,500 U	4,200 U	18,000 U	11,000 U	17,000 U	12,000 U
4-Chlorophenyl phenyl ether	ug/kg	2,200 U	2,000 U	8,700 U	5,500 U	8,700 U	5,700 U
4-Methylphenol (p-cresol)	ug/kg	2,200 U	2,000 U	8,700 U	5,500 U	8,700 U	5,700 U
4-Nitroaniline	ug/kg	8,700 U	8,100 U	34,000 U	22,000 U	34,000 U	22,000 U
4-Nitrophenol	ug/kg	22,000 U	20,000 U	87,000 U	55,000 UJ	87,000 UJ	57,000 UJ
Acenaphthene	ug/kg	66 J	120	340 U	130 J	170 J	220 J
Acenaphthylene	ug/kg	35 U	33 U	340 U	88 U	140 U	91 U
Acetophenone	ug/kg	2,200 U	2,000 U	8,700 U	5,500 U	8,700 U	5,700 U
Anthracene	ug/kg	35 U	33 U	340 U	88 U	140 U	91 U
Atrazine	ug/kg	4,500 U	4,200 U	18,000 U	11,000 U	17,000 U	12,000 U
Benzaldehyde	ug/kg	8,700 U	8,100 U	34,000 U	22,000 UJ	34,000 UJ	22,000 UJ
Benzidine	ug/kg	93,000 U	87,000 U	370,000 U	230,000 UJ	370,000 UJ	240,000 UJ
Benzo(a)anthracene	ug/kg	35 U	33 U	340 U	88 U	140 U	91 U
Benzo(a)pyrene	ug/kg	35 U	33 U	340 U	88 U	140 U	91 U
Benzo(b)fluoranthene	ug/kg	35 U	33 U	340 U	88 U	140 U	91 U
Benzo(g,h,i)perylene	ug/kg	35 U	33 U	340 U	88 U	140 U	91 U
Benzo(j)+(k)fluoranthene	ug/kg	35 U	33 U	340 U	88 U	140 U	91 U
Benzo[e]pyrene	ug/kg	35 U	33 U	340 U	88 U	140 U	91 U
Benzoic acid	ug/kg	22,000 U	20,000 U	87,000 U	55,000 UJ	87,000 UJ	57,000 UJ

Table C-22
Lipid Normalized American Eel (Fillet) Analytical Results

Sample Name: / Date Analyzed:	Units	NB03FAEC076 01/18/16	NB03FAEC502 01/18/16	NB03FAEC508 10/01/15	NB03FAEC-COMP01 01/18/16	NB03FAEC-COMP02 01/18/16	NB03FAEC-COMP03 01/18/16
Benzyl butyl phthalate	ug/kg	8,700 U	8,100 U	34,000 U	22,000 U	34,000 U	22,000 U
Biphenyl (diphenyl)	ug/kg	2,200 U	2,000 U	8,700 U	5,500 U	8,700 U	5,700 U
Bis(2-chloroethoxy) methane	ug/kg	2,200 U	2,000 U	8,700 U	5,500 U	8,700 U	5,700 U
Bis(2-chloroethyl) ether (2-Chloroethyl ether)	ug/kg	2,200 U	2,000 U	8,700 U	5,500 U	8,700 U	5,700 U
Bis(2-chloroisopropyl) ether	ug/kg	2,200 U	2,000 U	8,700 U	5,500 U	8,700 U	5,700 U
Bis(2-Ethylhexyl) phthalate	ug/kg	8,700 U	8,100 U	34,000 U	22,000 U	34,000 U	22,000 U
C1-Chrysenes	ug/kg	35 U	33 U	340 U	88 U	140 U	91 U
C1-Fluoranthenes/pyrenes	ug/kg	35 U	33 U	340 U	88 U	140 U	91 U
C1-Fluorenes	ug/kg	35 U	33 U	340 U	88 U	140 U	91 U
C1-Naphthalenes	ug/kg	48 J	43 J	340 U	88 U	140 U	91 U
C1-Phenanthrene/anthracene	ug/kg	35 U	33 U	340 U	88 U	140 U	91 U
C2-Chrysene	ug/kg	35 U	33 U	340 U	88 U	140 U	91 U
C2-Fluoranthenes/pyrene	ug/kg	35 U	33 U	340 U	88 U	140 U	91 U
C2-Fluorenes	ug/kg	35 U	33 U	340 U	88 U	140 U	91 U
C2-Naphthalenes	ug/kg	37 J	33 U	340 U	88 U	140 U	91 U
C2-Phenanthrene/anthracene	ug/kg	35 U	33 U	340 U	88 U	140 U	91 U
C3-Chrysene	ug/kg	35 U	33 U	340 U	88 U	140 U	91 U
C3-Fluoranthenes/pyrene	ug/kg	35 U	33 U	340 U	88 U	140 U	91 U
C3-Fluorenes	ug/kg	35 U	33 U	340 U	88 U	140 U	91 U
C3-Naphthalenes	ug/kg	35 U	35 J	340 U	88 U	140 U	91 U
C3-Phenanthrene/anthracene	ug/kg	35 U	33 U	340 U	88 U	140 U	91 U
C4-Chrysene	ug/kg	35 U	33 U	340 U	88 U	140 U	91 U
C4-Naphthalenes	ug/kg	35 U	33 U	340 U	88 U	140 U	91 U
C4-Phenanthrene/anthracene	ug/kg	35 U	33 U	340 U	88 U	140 U	91 U
Caprolactam	ug/kg	4,500 U	4,200 U	18,000 U	11,000 U	17,000 U	12,000 U
Carbazole	ug/kg	2,200 U	2,000 U	8,700 U	5,500 U	8,700 U	5,700 U
Chrysene	ug/kg	35 U	33 U	340 U	88 U	140 U	91 U
Dibenz(a,h)anthracene	ug/kg	35 U	33 U	340 U	88 U	140 U	91 U
Dibenzofuran	ug/kg	2,200 U	2,000 U	8,700 U	5,500 U	8,700 U	5,700 U
Diethyl phthalate	ug/kg	8,700 U	8,100 U	34,000 U	22,000 U	34,000 U	22,000 U
Dimethyl phthalate	ug/kg	8,700 U	8,100 U	34,000 U	22,000 U	34,000 U	22,000 U
Di-n-butyl phthalate	ug/kg	8,700 U	8,100 U	34,000 U	22,000 U	34,000 U	22,000 U
Di-n-octylphthalate	ug/kg	8,700 U	8,100 U	34,000 U	22,000 U	34,000 U	22,000 U
Fluoranthene	ug/kg	35 U	44 J	340 U	88 U	140 U	91 U
Fluorene	ug/kg	35 U	33 U	340 U	88 U	140 U	91 U
Hexachlorobutadiene	ug/kg	2,200 U	2,000 U	8,700 U	5,500 U	8,700 U	5,700 U
Hexachlorocyclopentadiene	ug/kg	22,000 U	20,000 U	87,000 U	55,000 U	87,000 U	57,000 U
Hexachloroethane	ug/kg	4,500 U	4,200 U	18,000 U	11,000 U	17,000 U	12,000 U
Indeno(1,2,3-c,d)pyrene	ug/kg	35 U	33 U	340 U	88 U	140 U	91 U
Isophorone	ug/kg	2,200 U	2,000 U	8,700 U	5,500 U	8,700 U	5,700 U
Naphthalene	ug/kg	100	120	340 U	88 U	140 U	190 J
Nitrobenzene	ug/kg	2,200 U	2,000 U	8,700 U	5,500 U	8,700 U	5,700 U
N-Nitrosodi-n-propylamine	ug/kg	2,200 U	2,000 U	8,700 U	5,500 U	8,700 U	5,700 U
N-Nitrosodiphenylamine	ug/kg	2,200 U	2,000 U	8,700 U	5,500 U	8,700 U	5,700 U
Pentachlorophenol	ug/kg	4,500 U	4,200 U	18,000 U	11,000 U	17,000 U	12,000 U
Perylene	ug/kg	35 U	33 U	340 U	88 U	140 U	91 U
Phenanthrene	ug/kg	35 U	34 J	340 U	88 U	140 U	91 U

Table C-22
Lipid Normalized American Eel (Fillet) Analytical Results

Sample Name: / Date Analyzed:	Units	NB03FAEC076 01/18/16	NB03FAEC502 01/18/16	NB03FAEC508 10/01/15	NB03FAEC-COMP01 01/18/16	NB03FAEC-COMP02 01/18/16	NB03FAEC-COMP03 01/18/16
Phenol	ug/kg	2,200 U	2,000 U	8,700 U	5,500 U	8,700 U	5,700 U
Pyrene	ug/kg	35 U	75 J	340 U	88 U	140 U	91 U
Pyridine	ug/kg	8,700 U	8,100 U	34,000 U	22,000 UJ	34,000 UJ	22,000 UJ
Total HMW PAHs	ug/kg	35 U	120 J	340 U	88 U	140 U	91 U
Total LMW PAHs	ug/kg	170 J	310 J	340 U	130 J	170 J	410 J
Total PAHs	ug/kg	170 J	430 J	340 U	130 J	170 J	410 J

Table C-22
Lipid Normalized American Eel (Fillet) Analytical Results

Sample Name: / Date Analyzed:	Units	NB03FAEN-COMP01 10/08/15	NB03FAEN-COMP02 10/08/15	NB03FAEN-COMP03 01/18/16	NB03FAEN-COMP04 01/18/16	NB03FAEN-COMP05 10/01/15	NB03FAEN-COMP06 01/18/16
Dioxins/Furans							
1,2,3,4,6,7,8-HpCDD	ng/kg	18.9 JBQ	12.9 JBQ	14.9 JBQ	11.3 JB	12.0 JB	10.6 JBQ
1,2,3,4,6,7,8-HpCDF	ng/kg	121 JB	126 JB	113 B	101 B	54.9 JB	67.7 B
1,2,3,4,7,8,9-HpCDF	ng/kg	4.31 JBQ	2.88 JBQ	2.85 JBQ	3.02 JBQ	1.54 JBQ	1.87 JBQ
1,2,3,4,7,8-HxCDD	ng/kg	4.50 JBQ	6.17 JBQ	4.47 JQ	3.85 JQ	3.39 JBQ	0.900 U
1,2,3,4,7,8-HxCDF	ng/kg	47.3 J	51.0 J	48.2 JB	55.4 JC	35.7 JB	34.8 JB
1,2,3,6,7,8-HxCDD	ng/kg	21.8 JBQ	21.8 JB	28.5 JQ	15.9 JQ	11.7 JBQ	14.6 J
1,2,3,6,7,8-HxCDF	ng/kg	56.2 JB	54.9 JB	36.6 JB	45.3 JB	20.3 JB	22.1 JB
1,2,3,7,8,9-HxCDD	ng/kg	3.54 JQ	2.93 J	2.77 JBQ	2.93 JBQ	2.95 JBQ	2.86 JB
1,2,3,7,8,9-HxCDF	ng/kg	2.32 JB	3.91 JBQ	1.30 U	1.07 U	1.21 JB	1.26 JBQ
1,2,3,7,8-PCDD	ng/kg	7.12 JBQ	15.0 JBQ	3.15 U	9.61 JB	7.34 JBQ	7.88 JB
1,2,3,7,8-PCDF	ng/kg	26.2 JB	26.6 JBQ	20.4 JBQ	26.6 JB	17.9 JB	1.29 U
2,3,4,6,7,8-HxCDF	ng/kg	5.12 JBQ	4.98 JBQ	5.19 JBQ	5.45 JBQ	4.62 JB	3.61 JBQ
2,3,4,7,8-PCDF	ng/kg	135 JB	82.2 JB	46.4 JB	109 BC	31.6 JB	50.2 JB
2,3,7,8-TCDD	ng/kg	147 B	169 B	141	173	131 B	108
2,3,7,8-TCDF	ng/kg	3.15 U	3.39 U	2.97 U	3.07 U	0.920 JQ	2.51 U
OCDD	ng/kg	23.3 JB	17.3 JBQ	28.2 JB	20.8 JBQ	18.5 JBQ	21.9 JB
OCDF	ng/kg	7.31 JBQ	4.56 JBQ	4.42 JB	5.32 JBQ	5.64 JB	3.44 JBQ
Butyltins							
Dibutyltin	ug/kg	50 U	72 U	18 UJ	15 UJ	20 U	14 UJ
Monobutyltin	ug/kg	770 UJCN	1,200 UJCN	290 UJCN	250 UJCN	330 UCN	240 UJCN
Tetra-n-butyltin	ug/kg	65 U	94 U	23 UJ	20 UJ	26 U	19 UJ
Tributyltin	ug/kg	58 U	83 U	21 UJ	18 UJ	34	17 UJ
Aroclor PCBs							
Aroclor 1016	ug/kg	280 U	400 U	490 U	420 U	590 U	85 U
Aroclor 1221	ug/kg	350 U	510 U	620 U	540 U	750 U	110 U
Aroclor 1232	ug/kg	620 U	890 U	1,100 U	940 U	1,300 U	190 U
Aroclor 1242	ug/kg	250 U	370 U	450 U	390 U	540 U	77 U
Aroclor 1248	ug/kg	250 U	370 U	450 U	390 U	540 U	77 U
Aroclor 1254	ug/kg	3,500	9,400	8,900	5,100	540 U	3,900
Aroclor 1260	ug/kg	5,400 PJN	8,900 PJN	660 U	580 U	3,300 PJ	110 U
Aroclor 1262	ug/kg	250 U	370 U	450 U	390 U	540 U	77 U
Aroclor 1268	ug/kg	250 U	370 U	450 U	390 U	540 U	77 U
Total Aroclor PCBs (Sum Of 7 Aroclors)	ug/kg	8,900 J	18,000 J	8,900	5,100	3,300 J	3,900
Total Aroclor PCBs (Sum Of 9 Aroclors)	ug/kg	8,900 J	18,000 J	8,900	5,100	3,300 J	3,900
Pesticides							
2,4'-DDD	pg/g	24,600 J	52,000 J	17,800 J	19,400 J	12,100 J	22,500 J
2,4'-DDE	pg/g	23,600 J	13,100 J	8,550 J	18,000 J	7,670 J	7,620 J
2,4'-DDT	pg/g	2,300 J	10,700 J	2,120 J	1,320 J	964 J	1,550 J
4,4'-DDD	pg/g	627,000 JD	1,220,000 JD	1,640,000 DJ	886,000 DJ	533,000 DJ	823,000 DJ
4,4'-DDE	pg/g	1,950,000 JBD	2,130,000 JBD	3,710,000 BDJ	2,460,000 BDJ	1,220,000 BDJ	2,070,000 BDJ
4,4'-DDT	pg/g	44,200 JB	78,900 JB	130,000 J	31,100 J	18,000 BJ	44,800 J
Aldrin	pg/g	515 J	1,020 J	1,660 J	489 J	328 J	658 J
Alpha BHC	pg/g	1,080 J	1,910 J	1,230 J	1,020 J	703 J	1,050 J
Alpha endosulfan	pg/g	2,210 UJ	3,190 UJ	786 UJ	675 UJ	941 UJ	683 UJ
Beta BHC	pg/g	2,010 J	3,510 J	2,100 J	1,620 J	1,100 J	1,790 J

Table C-22
Lipid Normalized American Eel (Fillet) Analytical Results

Sample Name: / Date Analyzed:	Units	NB03FAEN-COMP01 10/08/15	NB03FAEN-COMP02 10/08/15	NB03FAEN-COMP03 01/18/16	NB03FAEN-COMP04 01/18/16	NB03FAEN-COMP05 10/01/15	NB03FAEN-COMP06 01/18/16
Beta endosulfan	pg/g	2,240 UJ	3,240 UJ	799 UJ	686 UJ	956 UJ	694 UJ
cis-Chlordane	pg/g	212,000 J	392,000 J	256,000 J	200,000 J	139,000 J	239,000 J
cis-Nonachlor	pg/g	144,000 J	199,000 J	241,000 DJ	175,000 J	88,500 J	183,000 J
Delta BHC	pg/g	195 UJ	282 UJ	69.6 UJ	99.8 J	83.3 UJ	108 J
Dieldrin	pg/g	187,000 JD	355,000 J	290,000 DJ	228,000 J	148,000 BDJ	254,000 J
Endosulfan sulfate	pg/g	2,430 UJ	3,520 UJ	867 UJ	745 UJ	1,040 UJ	754 UJ
Endrin	pg/g	535 UJ	772 UJ	959 J	546 J	379 J	764 J
Endrin aldehyde	pg/g	5,040 UJ	7,280 UJ	1,790 UJ	1,540 UJ	2,150 UJ	1,560 UJ
Endrin ketone	pg/g	2,920 UJ	4,220 UJ	1,040 UJ	894 UJ	889 J	905 UJ
Gamma BHC (Lindane)	pg/g	588 J	911 J	584 J	464 J	305 J	451 J
Heptachlor	pg/g	1,250 UJ	1,810 UJ	445 UJ	67.5 J	533 UJ	387 UJ
Heptachlor epoxide	pg/g	45,400 J	74,400 J	86,800 J	68,200 J	41,100 J	69,900 J
Hexachlorobenzene	pg/g	70,000 JB	102,000 JB	85,500 BJ	69,900 BJ	44,600 BJ	70,000 BJ
Methoxychlor	pg/g	1,500 UJ	2,160 UJ	533 UJ	458 UJ	638 UJ	463 UJ
Mirex	pg/g	7,150 J	8,000 J	7,860 J	5,710 J	2,480 J	5,800 J
Oxychlordane	pg/g	157,000 J	144,000 J	393,000 DJ	232,000 DJ	115,000 J	217,000 J
Trans-chlordane	pg/g	46,500 J	85,600 J	67,900 J	46,800 DJ	37,700 BJ	66,000 DJ
Trans-heptachlor epoxide	pg/g	654 UJ	944 UJ	233 UJ	200 UJ	17,000 J	202 UJ
Trans-nonachlor	pg/g	357,000 JD	456,000 J	727,000 DJ	320,000 DJ	205,000 BJ	471,000 DJ
Total Alpha + Gamma Chlordane	pg/g	259,000 J	478,000 J	324,000 J	247,000 J	177,000 J	305,000 J
Total DDT (2,4)	pg/g	50,400 J	75,800 J	28,500 J	38,700 J	20,800 J	31,700 J
Total DDT (4,4)	pg/g	2,620,000 J	3,430,000 J	5,490,000 J	3,380,000 J	1,770,000 J	2,940,000 J
Total DDT (2,4 & 4,4)	pg/g	2,670,000 J	3,510,000 J	5,510,000 J	3,410,000 J	1,790,000 J	2,970,000 J
PCB Congeners							
PCB-1	ng/kg	198 J	53.9 UJ	110 J	90.5 J	16.3 UJ	110 J
PCB-2	ng/kg	26.2 UJ	62.8 J	47.7 U	39.9 U	11.4 UJ	41.2 U
PCB-3	ng/kg	R	59.4 UJ	74.8 U	62.6 U	17.9 UJ	64.8 U
PCB-4	ng/kg	1,580 J	1,860 BJ	992 B	1,210 B	984 BJ	1,200 B
PCB-5	ng/kg	30.0 UJ	43.2 UJ	54.4 U	45.5 U	13.0 UJ	47.1 U
PCB-6	ng/kg	183 J	269 J	107 JB	115 B	11.4 UJ	114 JB
PCB-7	ng/kg	30.0 UJ	75.0 J	54.4 U	45.5 U	25.6 J	47.1 U
PCB-8	ng/kg	R	81.1 UJ	378 B	402 B	24.4 UJ	387 B
PCB-9	ng/kg	69.6 J	85.0 J	47.7 U	42.5 J	11.4 UJ	41.2 U
PCB-10	ng/kg	112 J	141 J	88.4 U	74.0 U	59.7 J	104 J
PCB-11	ng/kg	127 UJ	183 UJ	886 B	965 B	711 BJ	883 B
PCB-12/13	ng/kg	189 J	267 J	134 J	140 J	94.9 J	138 J
PCB-14	ng/kg	30.0 UJ	43.2 UJ	54.4 U	45.5 U	13.0 UJ	47.1 U
PCB-15	ng/kg	1,160 BJ	2,120 BJ	960	911	618 BJ	924
PCB-16	ng/kg	R	1,070 J	447 B	773 B	425 BJ	548 B
PCB-17	ng/kg	1,280 J	1,760 J	905 B	1,290 B	836 BJ	1,110 B
PCB-18/30	ng/kg	3,960 J	4,980 BJ	2,850 B	4,310 B	2,540 BJ	3,500 B
PCB-19	ng/kg	1,320 J	1,630 J	922	1,420	731 J	1,190
PCB-20/28	ng/kg	222,000 BEJ	285,000 BEJ	107,000 BE	114,000 BE	59,700 BEJ	99,300 BE
PCB-21/33	ng/kg	78.5 UJ	1,390 J	522	646	403 J	617
PCB-22	ng/kg	6,310 J	7,940 BJ	4,320 B	7,130 B	3,200 BJ	4,570 B
PCB-23	ng/kg	26.2 UJ	37.8 UJ	47.7 U	39.9 U	11.4 UJ	41.2 U
PCB-24	ng/kg	37.5 UJ	104 J	68.1 U	88.0 J	62.5 J	86.1 J

Table C-22
Lipid Normalized American Eel (Fillet) Analytical Results

Sample Name: / Date Analyzed:	Units	NB03FAEN-COMP01 10/08/15	NB03FAEN-COMP02 10/08/15	NB03FAEN-COMP03 01/18/16	NB03FAEN-COMP04 01/18/16	NB03FAEN-COMP05 10/01/15	NB03FAEN-COMP06 01/18/16
PCB-25	ng/kg	1,240 J	1,380 J	730	1,280	574 J	1,050
PCB-26/29	ng/kg	21,700 J	28,200 J	11,100	11,900	7,380 J	13,000
PCB-27	ng/kg	500 J	R	347	471	293 J	423
PCB-31	ng/kg	51,200 EJ	86,700 BEJ	27,500 BE	32,500 BE	21,500 BEJ	32,000 BE
PCB-32	ng/kg	3,800 J	5,020 BJ	2,180 B	3,200 B	1,770 BJ	2,640 B
PCB-34	ng/kg	201 J	274 J	177	226	99.8 J	217
PCB-35	ng/kg	33.7 UJ	48.6 UJ	61.2 U	51.3 U	14.7 UJ	53.0 U
PCB-36	ng/kg	30.0 UJ	43.2 UJ	54.4 U	45.5 U	13.0 UJ	47.1 U
PCB-37	ng/kg	1,830 J	3,090 J	2,180	1,910	934 J	2,210
PCB-38	ng/kg	26.2 UJ	442 J	405	328	189 J	344
PCB-39	ng/kg	30.0 UJ	57.8 J	54.4 U	45.5 U	19.7 J	47.1 U
PCB-40/71	ng/kg	13,500 J	16,600 J	9,340	14,600	7,850 J	9,140
PCB-41	ng/kg	157 UJ	227 UJ	286 U	239 U	68.4 UJ	248 U
PCB-42	ng/kg	46,200 EJ	54,400 EJ	27,000	36,700 E	16,900 EJ	31,700
PCB-43	ng/kg	52.3 UJ	1,280 J	671	1,190	472 J	761
PCB-44/47/65	ng/kg	500,000 EJ	502,000 EJ	564,000 E	461,000 E	218,000 EJ	349,000 E
PCB-45	ng/kg	1,930 J	3,890 J	1,930	2,850	1,340 J	2,700
PCB-46	ng/kg	519 J	678 J	316	558	320 J	461
PCB-48	ng/kg	600 J	867 J	433	966	462 J	82.4 U
PCB-49/69	ng/kg	58,500 EJ	78,900 EJ	36,200	55,800	24,600 EJ	49,500
PCB-50/53	ng/kg	3,260 J	5,420 J	2,990	4,600	2,210 J	3,900
PCB-51	ng/kg	2,480 J	3,420 J	1,890	2,950	1,600 J	2,500
PCB-52	ng/kg	577,000 BEJ	778,000 BEJ	515,000 BE	328,000 BE	170,000 BEJ	381,000 BE
PCB-54	ng/kg	230 J	301 J	95.2 U	266 J	128 J	248 J
PCB-55	ng/kg	45.0 UJ	536 J	81.6 U	68.4 U	192 J	70.6 U
PCB-56	ng/kg	1,370 J	2,570 J	952	1,940	820 J	1,320
PCB-57	ng/kg	623 J	1,000 J	314 J	360	225 J	475
PCB-58	ng/kg	2,400 J	2,690 J	1,450	1,600	725 J	1,610
PCB-60	ng/kg	43,800 EJ	61,100 EJ	46,800 E	50,400 E	18,900 EJ	34,900
PCB-61/70/74/76	ng/kg	242,000 EJ	310,000 EJ	207,000 E	235,000 E	94,900 EJ	160,000 E
PCB-62/75	ng/kg	41,900 J	52,900 J	47,500	41,200	20,300 J	33,600
PCB-63	ng/kg	14,600 J	22,600 J	7,790	7,880	3,750 J	7,850
PCB-64	ng/kg	225,000 EJ	310,000 EJ	184,000 E	140,000 E	87,400 EJ	139,000 E
PCB-66	ng/kg	400,000 BEJ	477,000 BEJ	381,000 E	401,000 E	158,000 BEJ	273,000 E
PCB-67	ng/kg	1,210 J	1,710 J	389	671	530 J	1,120
PCB-68	ng/kg	3,310 J	5,360 J	1,930	2,210	908 J	2,170
PCB-72	ng/kg	5,690 J	8,560 J	3,160	3,260	1,350 J	3,930
PCB-73	ng/kg	52.3 UJ	706 J	296 J	494	238 J	415
PCB-77	ng/kg	612 J	1,030 J	845	646	166 J	1,100
PCB-78	ng/kg	60.0 UJ	86.1 UJ	109 U	91.1 U	26.1 UJ	94.2 U
PCB-79	ng/kg	1,010 J	1,720 J	915	1,040	423 J	902
PCB-80	ng/kg	41.2 UJ	59.4 UJ	74.8 U	62.6 U	17.9 UJ	64.8 U
PCB-81	ng/kg	67.3 UJ	97.2 UJ	R	R	29.3 UJ	R
PCB-82	ng/kg	9,960 J	13,700 J	7,840	10,400	5,560 J	6,700
PCB-83	ng/kg	14,000 J	21,300 J	15,800	12,000	8,310 J	13,500
PCB-84	ng/kg	25,200 EJ	46,700 EJ	24,200	22,200	13,900 EJ	23,300
PCB-85/116/117	ng/kg	115,000 EJ	131,000 EJ	141,000 E	120,000 E	56,100 EJ	86,700

Table C-22
Lipid Normalized American Eel (Fillet) Analytical Results

Sample Name: / Date Analyzed:	Units	NB03FAEN-COMP01 10/08/15	NB03FAEN-COMP02 10/08/15	NB03FAEN-COMP03 01/18/16	NB03FAEN-COMP04 01/18/16	NB03FAEN-COMP05 10/01/15	NB03FAEN-COMP06 01/18/16
PCB-86/87/97/109/119/125	ng/kg	85,000 J	138,000 J	92,600	90,800	44,900 J	67,300
PCB-88	ng/kg	82.3 UJ	119 UJ	149 U	125 U	35.9 UJ	130 U
PCB-89	ng/kg	48.9 UJ	151 J	88.4 U	142 J	74.4 J	76.6 U
PCB-90/101/113	ng/kg	150,000 EJ	279,000 BEJ	155,000 BE	149,000 BE	76,600 BEJ	167,000 BE
PCB-91	ng/kg	23,700 EJ	39,200 EJ	23,600	23,400	11,800 EJ	20,400
PCB-92	ng/kg	87,700 EJ	127,000 EJ	86,300 E	48,200 E	32,500 EJ	60,500 E
PCB-93/100	ng/kg	31,000 J	25,500 J	53,300	30,600	144 J	27,300
PCB-94	ng/kg	48.9 UJ	378 J	262 J	548	233 J	310
PCB-95	ng/kg	79,200 EJ	173,000 EJ	71,000 E	64,200 E	38,500 EJ	67,500 E
PCB-96	ng/kg	152 J	278 J	273 U	267 J	118 J	236 U
PCB-98/102	ng/kg	288 UJ	906 J	523 U	1,240	14,000 J	623 J
PCB-99	ng/kg	481,000 EJ	461,000 EJ	596,000 E	533,000 E	238,000 EJ	349,000 E
PCB-103	ng/kg	171 J	294 J	114 J	240 J	88.7 J	199 J
PCB-104	ng/kg	52.3 UJ	75.6 UJ	95.2 U	79.8 U	22.8 UJ	82.4 U
PCB-105	ng/kg	279,000 EJ	308,000 EJ	337,000 E	239,000 E	93,000 EJ	206,000 E
PCB-106	ng/kg	63.9 UJ	91.7 UJ	116 U	96.8 U	27.7 UJ	100 U
PCB-107	ng/kg	14,500 J	23,800 J	8,070	9,330	3,720 J	8,540
PCB-108/124	ng/kg	2,320 J	4,170 J	996	1,530	613 J	1,600
PCB-110/115	ng/kg	419,000 EJ	628,000 BEJ	393,000 E	246,000 E	158,000 EJ	238,000 E
PCB-111	ng/kg	1,330 J	1,740 J	1,530	1,100	634 J	1,070
PCB-112	ng/kg	52.3 UJ	2,110 J	95.2 U	79.8 U	711 J	82.4 U
PCB-114	ng/kg	14,000 J	16,200 J	18,900	17,400	5,130 J	11,400
PCB-118	ng/kg	992,000 EJ	1,110,000 BEJ	1,150,000 E	896,000 E	310,000 EJ	705,000 E
PCB-120	ng/kg	4,080 J	6,170 J	4,630	4,200	1,920 J	3,420
PCB-121	ng/kg	727 J	933 J	1,100	735	366 J	687
PCB-122	ng/kg	554 J	1,410 J	658	68.4 U	395 J	749
PCB-123	ng/kg	18,800 J	16,300 J	21,000	17,600	5,770 J	12,100
PCB-126	ng/kg	60.0 UJ	R	109 U	91.1 U	220 J	94.2 U
PCB-127	ng/kg	812 J	1,220 J	1,080	79.8 U	313 J	664
PCB-128/166	ng/kg	106,000 EJ	124,000 EJ	101,000 E	67,300	33,900 EJ	62,500
PCB-129/138/163	ng/kg	1,230,000 EJ	1,240,000 EJ	1,050,000 E	635,000 E	316,000 EJ	626,000 E
PCB-130	ng/kg	51,900 EJ	60,000 EJ	34,200	18,200	12,900 EJ	25,700
PCB-131	ng/kg	63.9 UJ	989 J	351	564	264 J	506
PCB-132	ng/kg	33,800 EJ	71,700 EJ	37,000	24,100	13,500 EJ	21,000
PCB-133	ng/kg	R	34,300 EJ	27,500	16,200	7,870 J	20,100
PCB-134	ng/kg	21,000 J	23,600 J	17,700	9,040	5,720 J	9,640
PCB-135/151	ng/kg	37,500 J	88,300 EJ	56,700	34,000	16,400 J	35,000
PCB-136	ng/kg	6,620 J	14,100 J	8,630	8,400	3,620 J	7,610
PCB-137	ng/kg	32,200 EJ	37,400 EJ	38,200	30,900	11,800 EJ	22,900
PCB-139/140	ng/kg	14,800 J	14,100 J	15,800	11,400	5,260 J	9,040
PCB-141	ng/kg	76,200 EJ	99,400 EJ	69,600 E	24,100	13,900 EJ	40,500 E
PCB-142	ng/kg	63.9 UJ	91.7 UJ	116 U	96.8 U	27.7 UJ	100 U
PCB-143	ng/kg	123 UJ	178 UJ	225 U	188 U	53.8 UJ	194 U
PCB-144	ng/kg	735 J	2,680 J	826	1,350	534 J	1,680
PCB-145	ng/kg	60.0 UJ	86.1 UJ	109 U	91.1 U	26.1 UJ	94.2 U
PCB-146	ng/kg	222,000 EJ	263,000 EJ	188,000 E	115,000 E	60,800 EJ	130,000 E
PCB-147/149	ng/kg	204,000 EJ	318,000 BEJ	190,000 BE	125,000 BE	70,300 BEJ	135,000 BE

Table C-22
Lipid Normalized American Eel (Fillet) Analytical Results

Sample Name: / Date Analyzed:	Units	NB03FAEN-COMP01 10/08/15	NB03FAEN-COMP02 10/08/15	NB03FAEN-COMP03 01/18/16	NB03FAEN-COMP04 01/18/16	NB03FAEN-COMP05 10/01/15	NB03FAEN-COMP06 01/18/16
PCB-148	ng/kg	R	3,970 J	5,220	3,540	1,380 J	3,210
PCB-150	ng/kg	56.2 UJ	117 J	102 U	86.6 J	28.7 J	88.3 U
PCB-152	ng/kg	52.3 UJ	75.6 UJ	95.2 U	79.8 U	22.8 UJ	82.4 U
PCB-153/168	ng/kg	1,520,000 BEJ	1,840,000 BEJ	1,360,000 BE	906,000 BE	415,000 BEJ	824,000 BE
PCB-154	ng/kg	20,200 J	24,500 J	36,000	27,600	10,000 EJ	21,200
PCB-155	ng/kg	12,500 J	13,400 J	15,600	8,730	4,300 J	8,690
PCB-156/157	ng/kg	92,700 EJ	108,000 EJ	105,000 E	71,500 E	25,200 EJ	62,700
PCB-158	ng/kg	85,000 EJ	86,100 EJ	89,700 E	58,700 E	26,200 EJ	52,000 E
PCB-159	ng/kg	52.3 UJ	75.6 UJ	240 J	154 J	57.9 J	142 J
PCB-160	ng/kg	236 UJ	340 UJ	429 U	359 U	103 UJ	371 U
PCB-161	ng/kg	48.9 UJ	70.0 UJ	88.4 U	74.0 U	21.2 UJ	76.6 U
PCB-162	ng/kg	48.9 UJ	9,670 J	6,510	3,420	1,970 J	4,830
PCB-164	ng/kg	31,800 EJ	37,600 EJ	29,700	12,000	8,480 J	15,400
PCB-165	ng/kg	1,120 J	1,740 J	1,040	741	439 J	781
PCB-167	ng/kg	R	52,600 EJ	41,500 E	29,500	11,700 EJ	28,300
PCB-169	ng/kg	56.2 UJ	138 J	102 U	85.4 U	24.4 UJ	88.3 U
PCB-170	ng/kg	199,000 EJ	203,000 EJ	148,000 E	71,600 E	33,900 EJ	102,000 E
PCB-171/173	ng/kg	65,400 EJ	60,000 J	59,500	32,500	16,300 J	38,000
PCB-172	ng/kg	47,300 EJ	43,300 EJ	33,800	16,000	8,180 J	24,200
PCB-174	ng/kg	41,900 EJ	56,700 EJ	50,800 E	14,600	7,620 J	15,600
PCB-175	ng/kg	7,920 J	11,300 J	9,490	5,470	2,740 J	6,500
PCB-176	ng/kg	750 J	1,980 J	618	831	443 J	765
PCB-177	ng/kg	136,000 EJ	131,000 EJ	94,400 E	40,200 E	28,400 EJ	69,000 E
PCB-178	ng/kg	R	95,000 EJ	73,600 E	44,200 E	25,700 EJ	55,500 E
PCB-179	ng/kg	12,600 J	25,200 J	18,500	8,870	4,540 J	8,000
PCB-180/193	ng/kg	742,000 EJ	778,000 EJ	597,000 E	325,000 E	135,000 EJ	411,000 E
PCB-181	ng/kg	2,410 J	2,800 J	2,470	1,450	649 J	1,520
PCB-182	ng/kg	R	1,890 J	2,150	1,310	626 J	1,290
PCB-183/185	ng/kg	197,000 EJ	224,000 EJ	188,000 E	109,000 E	53,000 EJ	120,000 E
PCB-184	ng/kg	1,350 J	1,880 J	1,970	1,140	539 J	1,060
PCB-186	ng/kg	56.2 UJ	81.1 UJ	102 U	85.4 U	24.4 UJ	88.3 U
PCB-187	ng/kg	565,000 EJ	622,000 EJ	481,000 E	259,000 E	140,000 EJ	331,000 E
PCB-188	ng/kg	1,510 J	3,160 J	1,960	1,680	543 J	1,180
PCB-189	ng/kg	8,650 J	10,300 J	7,950	4,460	1,720 J	5,800
PCB-190	ng/kg	50,400 EJ	51,200 EJ	41,500 E	21,300	9,340 J	28,500
PCB-191	ng/kg	10,600 J	11,800 J	8,990	5,040	2,390 J	6,270
PCB-192	ng/kg	157 J	379 J	122 J	115 J	21.2 UJ	126 J
PCB-194	ng/kg	91,900 EJ	120,000 EJ	75,200 E	38,500	14,800 EJ	59,800 E
PCB-195	ng/kg	39,200 EJ	35,600 J	26,000	11,500	4,790 J	19,500
PCB-196	ng/kg	58,800 EJ	75,000 EJ	56,400	31,600	13,600 J	40,500
PCB-197/200	ng/kg	6,730 J	10,000 J	6,210	3,800	1,820 J	4,520
PCB-198/199	ng/kg	168,000 EJ	198,000 EJ	132,000 E	74,000	35,900 EJ	103,000
PCB-201	ng/kg	16,200 J	22,800 BJ	15,300	9,740	4,520 J	11,400
PCB-202	ng/kg	58,800 EJ	91,700 EJ	46,400	30,600	16,400 EJ	35,600
PCB-203	ng/kg	104,000 EJ	138,000 EJ	86,400 E	43,400	18,400 EJ	64,400 E
PCB-204	ng/kg	191 J	396 J	197 J	153 J	71.0 J	124 U
PCB-205	ng/kg	4,850 J	6,000 J	2,770	1,280	626 J	2,550

Table C-22
Lipid Normalized American Eel (Fillet) Analytical Results

Sample Name: / Date Analyzed:	Units	NB03FAEN-COMP01 10/08/15	NB03FAEN-COMP02 10/08/15	NB03FAEN-COMP03 01/18/16	NB03FAEN-COMP04 01/18/16	NB03FAEN-COMP05 10/01/15	NB03FAEN-COMP06 01/18/16
PCB-206	ng/kg	67,300 EJ	121,000 EJ	36,700	23,100	10,200 J	31,200
PCB-207	ng/kg	7,350 J	13,800 J	4,820	3,410	1,340 J	3,750
PCB-208	ng/kg	25,500 J	51,400 EJ	16,300	11,800	R	12,700
PCB-209	ng/kg	30,600 J	68,900 BEJ	17,300	12,100	5,150 J	13,100
Total PCB Congeners (209)	ng/kg	11,900,000 J	14,600,000 J	11,300,000 J	8,020,000 J	3,730,000 J	7,530,000 J
Semivolatiles							
1,2,4,5-Tetrachlorobenzene	ug/kg	12,000 U	18,000 U	4,500 U	3,900 U	5,400 U	3,900 U
1,2-Diphenylhydrazine	ug/kg	12,000 U	18,000 U	4,500 U	3,900 U	5,400 U	3,900 U
1-Methylnaphthalene	ug/kg	1,100	720 UJ	73 U	150 J	210 U	62 U
2,3,4,6-Tetrachlorophenol	ug/kg	50,000 U	72,000 U	18,000 U	15,000 U	21,000 U	15,000 U
2,4,5-Trichlorophenol	ug/kg	12,000 U	18,000 U	4,500 U	3,900 U	5,400 U	3,900 U
2,4,6-Trichlorophenol	ug/kg	12,000 U	18,000 U	4,500 U	3,900 U	5,400 U	3,900 U
2,4-Dichlorophenol	ug/kg	12,000 U	18,000 U	4,500 U	3,900 U	5,400 U	3,900 U
2,4-Dimethylphenol	ug/kg	12,000 U	18,000 U	4,500 U	3,900 U	5,400 U	3,900 U
2,4-Dinitrophenol	ug/kg	220,000 U	320,000 U	82,000 UJ	71,000 UJ	97,000 U	71,000 UJ
2,4-Dinitrotoluene	ug/kg	50,000 U	72,000 U	18,000 U	15,000 U	21,000 U	15,000 U
2,6-Dinitrotoluene	ug/kg	12,000 U	18,000 U	4,500 U	3,900 U	5,400 U	3,900 U
2-Chloronaphthalene	ug/kg	5,000 U	7,200 U	1,800 UJ	1,500 UJ	2,100 UJ	1,500 UJ
2-Chlorophenol	ug/kg	12,000 U	18,000 U	4,500 U	3,900 U	5,400 U	3,900 U
2-Methylnaphthalene	ug/kg	2,100	720 UJ	73 U	180	210 U	62 U
2-Methylphenol (o-cresol)	ug/kg	12,000 U	18,000 U	4,500 U	3,900 U	5,400 U	3,900 U
2-Nitroaniline	ug/kg	12,000 U	18,000 U	4,500 U	3,900 U	5,400 U	3,900 U
2-Nitrophenol	ug/kg	12,000 U	18,000 U	4,500 U	3,900 U	5,400 U	3,900 U
3,3'-Dichlorobenzidine	ug/kg	73,000 U	110,000 U	27,000 UJ	24,000 UJ	33,000 U	24,000 UJ
3-Nitroaniline	ug/kg	50,000 U	72,000 U	18,000 U	15,000 U	21,000 U	15,000 U
4,6-Dinitro-2-methylphenol	ug/kg	120,000 U	180,000 U	45,000 U	39,000 U	54,000 U	39,000 U
4-Bromophenyl phenyl ether	ug/kg	12,000 U	18,000 U	4,500 U	3,900 U	5,400 U	3,900 U
4-Chloro-3-methylphenol	ug/kg	12,000 U	18,000 U	4,500 U	3,900 U	5,400 U	3,900 U
4-Chloroaniline	ug/kg	25,000 U	36,000 U	9,200 U	7,900 U	11,000 U	8,000 U
4-Chlorophenyl phenyl ether	ug/kg	12,000 U	18,000 U	4,500 U	3,900 U	5,400 U	3,900 U
4-Methylphenol (p-cresol)	ug/kg	12,000 U	18,000 U	4,500 U	3,900 U	5,400 U	3,900 U
4-Nitroaniline	ug/kg	50,000 U	72,000 U	18,000 U	15,000 U	21,000 U	15,000 U
4-Nitrophenol	ug/kg	120,000 U	180,000 U	45,000 UJ	39,000 UJ	54,000 U	39,000 UJ
Acenaphthene	ug/kg	280	720 UJ	340	330	310 J	240
Acenaphthylene	ug/kg	100 U	720 UJ	73 U	62 U	210 U	62 U
Acetophenone	ug/kg	12,000 U	18,000 U	4,500 U	3,900 U	5,400 U	3,900 U
Anthracene	ug/kg	100 U	720 UJ	73 U	62 U	210 U	62 U
Atrazine	ug/kg	25,000 U	36,000 U	9,200 U	7,900 U	11,000 U	8,000 U
Benzaldehyde	ug/kg	50,000 U	72,000 U	18,000 UJ	15,000 UJ	21,000 U	15,000 UJ
Benzidine	ug/kg	540,000 U	780,000 U	190,000 UJ	160,000 UJ	230,000 U	170,000 UJ
Benzo(a)anthracene	ug/kg	100 U	720 UJ	73 U	62 U	210 U	62 U
Benzo(a)pyrene	ug/kg	100 U	720 UJ	73 U	62 U	210 U	62 U
Benzo(b)fluoranthene	ug/kg	100 U	720 UJ	73 U	62 U	210 U	62 U
Benzo(g,h,i)perylene	ug/kg	100 U	720 UJ	73 U	62 U	210 U	62 U
Benzo(j)+(k)fluoranthene	ug/kg	100 U	720 UJ	73 U	62 U	210 U	62 U
Benzo[e]pyrene	ug/kg	100 U	720 UJ	73 U	62 U	210 U	62 U
Benzoic acid	ug/kg	120,000 U	180,000 U	45,000 UJ	39,000 UJ	54,000 U	39,000 UJ

Table C-22
Lipid Normalized American Eel (Fillet) Analytical Results

Sample Name: / Date Analyzed:	Units	NB03FAEN-COMP01 10/08/15	NB03FAEN-COMP02 10/08/15	NB03FAEN-COMP03 01/18/16	NB03FAEN-COMP04 01/18/16	NB03FAEN-COMP05 10/01/15	NB03FAEN-COMP06 01/18/16
Benzyl butyl phthalate	ug/kg	50,000 U	72,000 U	18,000 U	15,000 U	21,000 U	15,000 U
Biphenyl (diphenyl)	ug/kg	12,000 U	18,000 U	4,500 U	3,900 U	5,400 U	3,900 U
Bis(2-chloroethoxy) methane	ug/kg	12,000 U	18,000 U	4,500 U	3,900 U	5,400 U	3,900 U
Bis(2-chloroethyl) ether (2-Chloroethyl ether)	ug/kg	12,000 U	18,000 U	4,500 U	3,900 U	5,400 U	3,900 U
Bis(2-chloroisopropyl) ether	ug/kg	12,000 U	18,000 U	4,500 U	3,900 U	5,400 U	3,900 U
Bis(2-Ethylhexyl) phthalate	ug/kg	50,000 U	72,000 U	18,000 U	15,000 U	21,000 U	15,000 U
C1-Chrysenes	ug/kg	100 U	720 UJ	73 U	62 U	210 U	62 U
C1-Fluoranthenes/pyrenes	ug/kg	100 U	720 UJ	73 U	62 U	210 U	62 U
C1-Fluorenes	ug/kg	230 J	720 UJ	73 U	62 U	210 U	62 U
C1-Naphthalenes	ug/kg	2,100	720 UJ	73 U	210	210 U	62 U
C1-Phenanthrene/anthracene	ug/kg	320	720 UJ	73 U	62 U	210 U	62 U
C2-Chrysene	ug/kg	100 U	720 UJ	73 U	62 U	210 U	62 U
C2-Fluoranthenes/pyrene	ug/kg	100 U	720 UJ	73 U	62 U	210 U	62 U
C2-Fluorenes	ug/kg	100 U	720 UJ	73 U	62 U	210 U	62 U
C2-Naphthalenes	ug/kg	3,000	720 UJ	73 U	87 J	210 U	62 U
C2-Phenanthrene/anthracene	ug/kg	330	720 UJ	73 U	62 U	210 U	62 U
C3-Chrysene	ug/kg	100 U	720 UJ	73 U	62 U	210 U	62 U
C3-Fluoranthenes/pyrene	ug/kg	100 U	720 UJ	73 U	62 U	210 U	62 U
C3-Fluorenes	ug/kg	100 U	720 UJ	73 U	62 U	210 U	62 U
C3-Naphthalenes	ug/kg	2,200	720 UJ	73 U	62 J	210 U	62 U
C3-Phenanthrene/anthracene	ug/kg	100 U	720 UJ	73 U	62 U	210 U	62 U
C4-Chrysene	ug/kg	100 U	720 UJ	73 U	62 U	210 U	62 U
C4-Naphthalenes	ug/kg	960	720 UJ	73 U	62 U	210 U	62 U
C4-Phenanthrene/anthracene	ug/kg	100 U	720 UJ	73 U	62 U	210 U	62 U
Caprolactam	ug/kg	25,000 U	36,000 U	9,200 U	7,900 U	11,000 U	8,000 U
Carbazole	ug/kg	12,000 U	18,000 U	4,500 U	3,900 U	5,400 U	3,900 U
Chrysene	ug/kg	100 U	720 UJ	73 U	62 U	210 U	62 U
Dibenz(a,h)anthracene	ug/kg	100 U	720 UJ	73 U	62 U	210 U	62 U
Dibenzofuran	ug/kg	12,000 U	18,000 U	4,500 U	3,900 U	5,400 U	3,900 U
Diethyl phthalate	ug/kg	50,000 U	72,000 U	18,000 U	15,000 U	21,000 U	15,000 U
Dimethyl phthalate	ug/kg	50,000 U	72,000 U	18,000 U	15,000 U	21,000 U	15,000 U
Di-n-butyl phthalate	ug/kg	50,000 U	72,000 U	18,000 U	15,000 U	21,000 U	15,000 U
Di-n-octylphthalate	ug/kg	50,000 U	72,000 U	18,000 U	15,000 U	21,000 U	15,000 U
Fluoranthene	ug/kg	100 U	720 UJ	97 J	99 J	210 U	82 J
Fluorene	ug/kg	140 J	720 UJ	73 U	66 J	210 U	62 U
Hexachlorobutadiene	ug/kg	12,000 U	18,000 U	4,500 U	3,900 U	5,400 U	3,900 U
Hexachlorocyclopentadiene	ug/kg	120,000 U	180,000 U	45,000 U	39,000 U	54,000 U	39,000 U
Hexachloroethane	ug/kg	25,000 U	36,000 U	9,200 U	7,900 U	11,000 U	8,000 U
Indeno(1,2,3-c,d)pyrene	ug/kg	100 U	720 UJ	73 U	62 U	210 U	62 U
Isophorone	ug/kg	12,000 U	18,000 U	4,500 U	3,900 U	5,400 U	3,900 U
Naphthalene	ug/kg	620	720 UJ	100 J	360	210 U	64 J
Nitrobenzene	ug/kg	12,000 U	18,000 U	4,500 U	3,900 U	5,400 U	3,900 U
N-Nitrosodi-n-propylamine	ug/kg	12,000 U	18,000 U	4,500 U	3,900 U	5,400 U	3,900 U
N-Nitrosodiphenylamine	ug/kg	12,000 U	18,000 U	4,500 U	3,900 U	5,400 U	3,900 U
Pentachlorophenol	ug/kg	25,000 U	36,000 U	9,200 U	7,900 U	11,000 U	8,000 U
Perylene	ug/kg	100 U	720 UJ	73 U	62 U	210 U	62 U
Phenanthrene	ug/kg	190 J	720 UJ	73 U	74 J	210 U	62 U

Table C-22
Lipid Normalized American Eel (Fillet) Analytical Results

Sample Name: / Date Analyzed:	Units	NB03FAEN-COMP01 10/08/15	NB03FAEN-COMP02 10/08/15	NB03FAEN-COMP03 01/18/16	NB03FAEN-COMP04 01/18/16	NB03FAEN-COMP05 10/01/15	NB03FAEN-COMP06 01/18/16
Phenol	ug/kg	12,000 U	18,000 U	4,500 U	3,900 U	5,400 U	3,900 U
Pyrene	ug/kg	100 U	720 UJ	73 U	62 U	210 U	62 U
Pyridine	ug/kg	50,000 U	72,000 U	18,000 UJ	15,000 UJ	21,000 U	15,000 UJ
Total HMW PAHs	ug/kg	100 U	720 U	97 J	99 J	210 U	82 J
Total LMW PAHs	ug/kg	3,300 J	720 U	450 J	1,000 J	310 J	300 J
Total PAHs	ug/kg	3,300 J	720 U	540 J	1,100 J	310 J	390 J

Table C-22
Lipid Normalized American Eel (Fillet) Analytical Results

Sample Name: / Date Analyzed:	Units	NB03FAES018 10/08/15	NB03FAES019 10/08/15	NB03FAES347 01/18/16	NB03FAES364 01/18/16	NB03FAES365 01/18/16	NB03FAES-COMP01 01/18/16
Dioxins/Furans							
1,2,3,4,6,7,8-HpCDD	ng/kg	20.5 JBQ	16.2 JB	14.9 JBQ	12.2 JB	14.0 JB	26.1 JBQ
1,2,3,4,6,7,8-HpCDF	ng/kg	41.6 JBQ	55.3 JB	30.6 JB	26.6 JB	28.3 B	57.0 JB
1,2,3,4,7,8,9-HpCDF	ng/kg	2.66 JB	1.71 JBQ	1.38 JB	3.15 JBQ	0.940 JBQ	10.2 JBQ
1,2,3,4,7,8-HxCDD	ng/kg	6.98 JBQ	6.87 JBQ	4.14 JBQ	4.17 JB	3.69 JBQ	8.62 JBQ
1,2,3,4,7,8-HxCDF	ng/kg	20.1 J	23.7 J	17.4 JB	15.8 JB	10.9 JB	19.4 JB
1,2,3,6,7,8-HxCDD	ng/kg	29.7 JBQ	33.7 JB	16.8 JQ	22.4 JQ	18.4 J	38.8 J
1,2,3,6,7,8-HxCDF	ng/kg	28.4 JB	31.8 JB	14.0 JB	28.0 JB	14.3 JB	41.8 JBQ
1,2,3,7,8,9-HxCDD	ng/kg	6.59 J	5.89 J	4.05 JBQ	4.69 JB	3.73 JBQ	5.33 JBQ
1,2,3,7,8,9-HxCDF	ng/kg	5.02 JBQ	1.48 JBQ	1.47 JB	4.31 JB	0.520 JBQ	6.80 JBQ
1,2,3,7,8-PCDD	ng/kg	13.4 JBQ	16.7 JBQ	1.53 U	13.4 JBQ	6.18 JBQ	12.8 U
1,2,3,7,8-PCDF	ng/kg	13.8 JBQ	18.3 JB	10.6 JB	13.4 JBQ	15.9 JB	13.3 JBQ
2,3,4,6,7,8-HxCDF	ng/kg	7.29 JBQ	5.87 JBQ	4.55 JBQ	5.92 JBQ	3.09 JBQ	10.1 JBQ
2,3,4,7,8-PCDF	ng/kg	48.9 JBQ	39.0 JB	27.4 JB	35.8 JB	27.8 BC	83.0 JBQ
2,3,7,8-TCDD	ng/kg	177 B	102 B	57.4	113	42.5	5.96 U
2,3,7,8-TCDF	ng/kg	4.91 U	2.07 U	1.27 U	2.00 U	0.740 JBQ	10.2 U
OCDD	ng/kg	36.4 JBQ	22.3 JBQ	23.3 JB	17.6 JBQ	13.7 JB	41.4 JBQ
OCDF	ng/kg	8.29 JBQ	2.76 JBQ	2.91 JBQ	4.73 JBQ	2.26 JBQ	16.7 JBQ
Butyltins							
Dibutyltin	ug/kg	93 UJ	34 U	15 UJ	22 UJ	R	140 UJ
Monobutyltin	ug/kg	1,400 UJCN	530 UJCN	230 UJCN	340 UJCN	R	2,100 UJCN
Tetra-n-butyltin	ug/kg	120 UJ	45 U	19 UJ	29 UJ	R	180 UJ
Tributyltin	ug/kg	110 UJ	39 U	17 UJ	25 UJ	R	160 UJ
Aroclor PCBs							
Aroclor 1016	ug/kg	2,600 U	950 U	82 U	120 U	180 U	760 U
Aroclor 1221	ug/kg	3,300 U	1,200 U	100 U	160 U	230 U	970 U
Aroclor 1232	ug/kg	5,700 U	2,100 U	180 U	270 U	390 U	1,700 U
Aroclor 1242	ug/kg	2,400 U	870 U	75 U	110 U	160 U	690 U
Aroclor 1248	ug/kg	2,400 U	870 U	75 U	110 U	160 U	690 U
Aroclor 1254	ug/kg	2,400 U	870 U	1,300 PJ	3,100 J	3,200 PJN	7,600 JP
Aroclor 1260	ug/kg	3,500 U	1,300 U	1,100	2,200 J	1,600	5,700 JP
Aroclor 1262	ug/kg	2,400 U	870 U	75 U	110 U	160 U	690 U
Aroclor 1268	ug/kg	2,400 U	870 U	75 U	110 U	160 U	690 U
Total Aroclor PCBs (Sum Of 7 Aroclors)	ug/kg	5,700 U	2,100 U	2,400 J	5,300 J	4,800 J	13,000 J
Total Aroclor PCBs (Sum Of 9 Aroclors)	ug/kg	5,700 U	2,100 U	2,400 J	5,300 J	4,800 J	13,000 J
Pesticides							
2,4'-DDD	pg/g	564,000 J	95,000 J	17,800	36,900	16,100	53,600
2,4'-DDE	pg/g	169,000 J	41,100 J	6,260	26,900	13,300	34,100
2,4'-DDT	pg/g	47,500 J	13,000 J	3,440	8,510	3,270	13,400
4,4'-DDD	pg/g	20,700,000 JD	5,450,000 JD	1,780,000 D	2,370,000 D	1,060,000 D	4,160,000 D
4,4'-DDE	pg/g	48,500,000 JBED	8,680,000 JBD	2,840,000 BD	6,440,000 BD	1,730,000 BD	10,000,000 BD
4,4'-DDT	pg/g	886,000 JBD	432,000 JBD	191,000	148,000	32,400	148,000 J
Aldrin	pg/g	1,920 J	508 J	163 J	300 J	325	677 J
Alpha BHC	pg/g	6,450 J	1,840 J	1,120	1,070	1,030	R
Alpha endosulfan	pg/g	4,100 UJ	1,510 UJ	652 U	973 U	281 U	6,040 U
Beta BHC	pg/g	8,640 J	2,350 J	856	949	721	1,430 J

Table C-22
Lipid Normalized American Eel (Fillet) Analytical Results

Sample Name: / Date Analyzed:	Units	NB03FAES018 10/08/15	NB03FAES019 10/08/15	NB03FAES347 01/18/16	NB03FAES364 01/18/16	NB03FAES365 01/18/16	NB03FAES-COMP01 01/18/16
Beta endosulfan	pg/g	4,160 UJ	1,530 UJ	663 U	988 U	286 U	6,140 U
cis-Chlordane	pg/g	661,000 J	123,000 J	90,300	104,000	102,000	209,000
cis-Nonachlor	pg/g	864,000 J	98,200 J	73,600	119,000	67,200	285,000
Delta BHC	pg/g	363 UJ	134 UJ	57.7 U	86.1 U	28.6 J	535 U
Dieldrin	pg/g	1,020,000 JD	217,000 J	120,000	134,000	106,000	288,000
Endosulfan sulfate	pg/g	4,520 UJ	1,670 UJ	719 U	1,070 U	310 U	6,660 U
Endrin	pg/g	993 UJ	366 UJ	158 U	236 U	269	1,460 U
Endrin aldehyde	pg/g	9,360 UJ	3,450 UJ	1,490 U	2,220 U	642 U	13,800 U
Endrin ketone	pg/g	5,430 UJ	2,000 UJ	864 U	1,290 U	373 U	R
Gamma BHC (Lindane)	pg/g	3,720 J	929 J	581	402 J	345	1,170 J
Heptachlor	pg/g	2,320 UJ	855 UJ	369 U	551 U	52.0 J	3,420 U
Heptachlor epoxide	pg/g	243,000 J	48,700 J	28,800	31,200	22,600	49,900
Hexachlorobenzene	pg/g	471,000 JB	87,900 JB	25,500 B	57,100 B	19,700 B	81,200 B
Methoxychlor	pg/g	2,780 UJ	787 J	442 U	659 U	191 U	R
Mirex	pg/g	27,600 J	8,450 J	2,380 J	4,290 J	2,770 J	R
Oxychlordane	pg/g	1,250,000 JD	213,000 J	138,000	173,000	52,000	283,000
Trans-chlordane	pg/g	176,000 J	43,400 JD	25,700	31,200	22,500 JD	42,100
Trans-heptachlor epoxide	pg/g	1,210 UJ	447 UJ	193 U	288 U	83.3 U	1,790 U
Trans-nonachlor	pg/g	1,790,000 JD	254,000 JD	169,000	281,000	177,000 D	629,000
Total Alpha + Gamma Chlordane	pg/g	837,000 J	166,000 J	116,000	136,000	124,000 J	252,000
Total DDT (2,4)	pg/g	780,000 J	149,000 J	27,500	72,400	32,700	101,000
Total DDT (4,4)	pg/g	70,100,000 J	14,600,000 J	4,820,000	8,960,000	2,820,000	14,300,000 J
Total DDT (2,4 & 4,4)	pg/g	70,900,000 J	14,700,000 J	4,840,000	9,030,000	2,850,000	14,400,000 J
PCB Congeners							
PCB-1	ng/kg	679 J	119 J	55.2 U	203	68.6	511 U
PCB-2	ng/kg	126 J	31.6 J	38.6 U	57.8 U	16.6 U	357 U
PCB-3	ng/kg	R	R	60.8 U	R	26.0 U	R
PCB-4	ng/kg	4,420 J	1,370 J	409	2,610	951	3,010
PCB-5	ng/kg	57.1 UJ	21.0 UJ	44.2 U	66.1 U	18.9 U	408 U
PCB-6	ng/kg	304 J	106 J	38.6 U	475 B	68.6 B	357 U
PCB-7	ng/kg	57.1 UJ	21.0 UJ	44.2 U	139 J	18.9 U	718 J
PCB-8	ng/kg	R	R	83.0 U	1,090 B	219 B	765 U
PCB-9	ng/kg	50.0 UJ	36.3 J	38.6 U	84.2 J	20.8 J	357 U
PCB-10	ng/kg	92.9 UJ	117 J	71.8 U	183 J	119	663 U
PCB-11	ng/kg	3,700 BJ	1,090 BJ	188 U	1,230 B	706 B	1,740 U
PCB-12/13	ng/kg	412 J	154 J	105 U	351 J	75.0 J	969 U
PCB-14	ng/kg	57.1 UJ	21.0 UJ	44.2 U	66.1 U	18.9 U	408 U
PCB-15	ng/kg	2,270 BJ	703 BJ	R	2,070	R	1,830 J
PCB-16	ng/kg	R	R	289	1,810	425	1,380
PCB-17	ng/kg	2,480 J	1,690 J	532 B	3,080 B	980 B	2,590 B
PCB-18/30	ng/kg	7,710 J	6,030 J	1,420 B	10,900 B	2,310 B	7,040 B
PCB-19	ng/kg	3,510 J	2,030 J	352	2,800	877	2,240
PCB-20/28	ng/kg	1,020,000 BEJ	202,000 BEJ	85,100 BE	271,000 BE	55,900 BE	242,000 B
PCB-21/33	ng/kg	150 UJ	55.0 UJ	251 J	1,750	301	1,240 J
PCB-22	ng/kg	14,400 J	11,700 EJ	891 B	12,100 B	2,430 B	10,000 B
PCB-23	ng/kg	50.0 UJ	18.4 UJ	38.6 U	57.8 U	16.6 U	357 U
PCB-24	ng/kg	155 J	26.2 UJ	55.2 U	131 J	23.7 U	511 U

Table C-22
Lipid Normalized American Eel (Fillet) Analytical Results

Sample Name: / Date Analyzed:	Units	NB03FAES018 10/08/15	NB03FAES019 10/08/15	NB03FAES347 01/18/16	NB03FAES364 01/18/16	NB03FAES365 01/18/16	NB03FAES-COMP01 01/18/16
PCB-25	ng/kg	1,900 J	1,420 J	324	1,900	574	1,610
PCB-26/29	ng/kg	45,400 EJ	13,000 J	2,520	24,100	7,790	19,200
PCB-27	ng/kg	1,100 J	766 J	220	1,090	365	992 J
PCB-31	ng/kg	128,000 EJ	36,300 EJ	18,900 BE	66,600 BE	19,700 BE	58,300 B
PCB-32	ng/kg	10,400 J	6,160 J	941 B	8,340 B	1,990 B	6,630 B
PCB-34	ng/kg	410 J	241 J	38.6 U	397	100	357 U
PCB-35	ng/kg	64.3 UJ	23.6 UJ	49.8 U	74.4 U	21.3 U	459 U
PCB-36	ng/kg	57.1 UJ	21.0 UJ	350	66.1 U	775	408 U
PCB-37	ng/kg	5,190 J	1,840 J	1,000	4,170	1,300	4,470
PCB-38	ng/kg	1,270 J	311 J	140	620	157	602 J
PCB-39	ng/kg	57.1 UJ	29.0 J	44.2 U	66.1 U	18.9 U	408 U
PCB-40/71	ng/kg	30,400 J	15,500 J	1,610	25,400	8,480	22,600
PCB-41	ng/kg	300 UJ	110 UJ	232 U	347 U	99.5 U	2,150 U
PCB-42	ng/kg	91,400 EJ	64,200 EJ	8,890	71,400 E	28,300 E	66,500
PCB-43	ng/kg	100 UJ	36.8 UJ	269 J	1,270	33.1 U	1,050 J
PCB-44/47/65	ng/kg	1,680,000 EJ	484,000 EJ	183,000 BE	831,000 BE	243,000 BE	653,000 B
PCB-45	ng/kg	5,200 J	4,210 J	278	7,360	1,050	2,880
PCB-46	ng/kg	1,010 J	755 J	112	1,220	305	994 J
PCB-48	ng/kg	1,100 J	1,080 J	300	1,460	432	1,160 J
PCB-49/69	ng/kg	121,000 EJ	94,500 EJ	16,100	95,300	37,600 E	103,000
PCB-50/53	ng/kg	5,440 J	5,760 J	1,260	8,510	1,810	5,130
PCB-51	ng/kg	3,200 J	1,890 J	385	2,830	917	2,490 J
PCB-52	ng/kg	929,000 BEJ	403,000 BEJ	88,500 BE	927,000 BE	190,000 BE	488,000 BE
PCB-54	ng/kg	276 J	194 J	77.4 U	186 J	85.8 J	715 U
PCB-55	ng/kg	85.7 UJ	31.6 UJ	66.4 U	1,150	28.4 U	847 J
PCB-56	ng/kg	2,180 J	2,190 J	575	3,190	725	2,310 J
PCB-57	ng/kg	78.6 UJ	29.0 UJ	275 J	731	1,950	561 U
PCB-58	ng/kg	7,640 J	1,670 J	158 J	2,030	1,470	2,600
PCB-60	ng/kg	291,000 EJ	73,900 EJ	31,000	128,000 E	23,200 E	78,000
PCB-61/70/74/76	ng/kg	1,260,000 EJ	305,000 EJ	124,000	442,000 E	108,000 E	336,000
PCB-62/75	ng/kg	131,000 EJ	40,300 J	16,400	84,200	21,400	60,900
PCB-63	ng/kg	26,800 J	10,300 J	4,140	16,600	7,450	20,200
PCB-64	ng/kg	456,000 EJ	184,000 EJ	65,200 BE	331,000 BE	125,000 BE	277,000 B
PCB-66	ng/kg	2,310,000 BEJ	600,000 BEJ	194,000 BE	766,000 BE	167,000 BE	472,000 BE
PCB-67	ng/kg	2,500 J	703 J	452	1,450	441	919 J
PCB-68	ng/kg	100 UJ	1,700 J	1,180	2,240	1,970	4,250
PCB-72	ng/kg	92.9 UJ	2,550 J	1,810	3,630	3,760	6,400
PCB-73	ng/kg	100 UJ	36.8 UJ	77.4 U	422	294	715 U
PCB-77	ng/kg	2,910 J	811 J	599	2,370	460	2,570
PCB-78	ng/kg	114 UJ	42.1 UJ	1,900	132 U	37.9 U	817 U
PCB-79	ng/kg	2,760 J	29.0 UJ	419	1,710	907	2,360 J
PCB-80	ng/kg	78.6 UJ	29.0 UJ	60.8 U	90.9 U	26.0 U	561 U
PCB-81	ng/kg	129 UJ	47.1 UJ	99.4 U	588	42.7 U	919 U
PCB-82	ng/kg	23,100 J	20,000 EJ	940	20,800	11,100	23,600
PCB-83	ng/kg	207 UJ	76.1 UJ	160 U	22,400	16,700 E	33,700
PCB-84	ng/kg	68,600 EJ	34,200 EJ	2,420	49,200	17,300 E	44,100
PCB-85/116/117	ng/kg	671,000 EJ	191,000 EJ	77,600	331,000 E	83,800 E	292,000

Table C-22
Lipid Normalized American Eel (Fillet) Analytical Results

Sample Name: / Date Analyzed:	Units	NB03FAES018 10/08/15	NB03FAES019 10/08/15	NB03FAES347 01/18/16	NB03FAES364 01/18/16	NB03FAES365 01/18/16	NB03FAES-COMP01 01/18/16
PCB-86/87/97/109/119/125	ng/kg	261,000 EJ	162,000 EJ	31,300	180,000	90,700 E	200,000
PCB-88	ng/kg	157 UJ	57.6 UJ	122 U	181 U	52.0 U	1,130 U
PCB-89	ng/kg	92.9 UJ	112 J	71.8 U	239 J	30.8 U	663 U
PCB-90/101/113	ng/kg	278,000 EJ	295,000 EJ	74,300 B	315,000 BE	164,000 BE	349,000 B
PCB-91	ng/kg	42,400 J	33,400 EJ	R	39,500	R	50,400
PCB-92	ng/kg	149,000 EJ	78,400 EJ	23,900 B	91,000 BE	75,000 BE	162,000 B
PCB-93/100	ng/kg	54,100 J	16,400 J	12,200	23,100	14,500	36,800
PCB-94	ng/kg	425 J	206 J	142 J	414 J	207	663 U
PCB-95	ng/kg	221,000 EJ	105,000 EJ	13,300	111,000 E	45,300 E	128,000
PCB-96	ng/kg	298 J	214 J	222 U	488	111 J	2,040 U
PCB-98/102	ng/kg	550 UJ	202 UJ	13,100	1,010 J	676	3,930 U
PCB-99	ng/kg	2,710,000 EJ	734,000 EJ	316,000 BE	1,080,000 BE	337,000 BE	989,000 BE
PCB-103	ng/kg	160 J	171 J	143 J	183 J	164	561 U
PCB-104	ng/kg	100 UJ	36.8 UJ	77.4 U	116 U	33.1 U	715 U
PCB-105	ng/kg	1,990,000 EJ	429,000 EJ	135,000 BE	681,000 BE	107,000 BE	646,000 BE
PCB-106	ng/kg	121 UJ	44.5 UJ	94.0 U	140 U	40.3 U	867 U
PCB-107	ng/kg	51,100 EJ	13,800 J	7,610	13,000	8,140	29,900
PCB-108/124	ng/kg	2,380 J	1,890 J	1,090	2,240	1,410	3,400 J
PCB-110/115	ng/kg	1,010,000 EJ	608,000 EJ	110,000 BE	634,000 BE	350,000 BE	801,000 BE
PCB-111	ng/kg	3,060 J	1,010 J	775	1,610	882	3,000
PCB-112	ng/kg	100 UJ	36.8 UJ	388	1,240	33.1 U	715 U
PCB-114	ng/kg	104,000 EJ	22,700 EJ	8,990	42,700	7,450	35,200
PCB-118	ng/kg	6,440,000 EJ	1,240,000 EJ	424,000 BE	1,860,000 BE	388,000 BE	1,810,000 BE
PCB-120	ng/kg	13,500 J	3,790 J	3,440	5,120	3,430	9,760
PCB-121	ng/kg	1,640 J	463 J	376	734	469	1,380 J
PCB-122	ng/kg	85.7 UJ	31.6 UJ	66.4 U	1,530	1,030	1,840 J
PCB-123	ng/kg	111,000 EJ	32,400 EJ	9,020	36,800	8,140	32,100
PCB-126	ng/kg	114 UJ	42.1 UJ	3,050	132 U	2,540	817 U
PCB-127	ng/kg	5,240 J	1,270 J	584	1,860	364	2,080 J
PCB-128/166	ng/kg	736,000 EJ	191,000 EJ	58,100	193,000 E	50,500 E	286,000
PCB-129/138/163	ng/kg	6,590,000 EJ	1,720,000 EJ	470,000 BE	1,620,000 BE	539,000 BE	2,180,000 BE
PCB-130	ng/kg	106,000 EJ	57,900 EJ	7,480	53,900 E	27,500 E	89,900
PCB-131	ng/kg	121 UJ	1,490 J	153 J	808	529	1,120 J
PCB-132	ng/kg	82,900 EJ	62,400 EJ	3,920 B	34,600 B	33,500 BE	69,200 B
PCB-133	ng/kg	R	R	10,900	29,200	11,900	51,500
PCB-134	ng/kg	30,900 J	22,200 EJ	1,550	18,000	16,900 E	33,800
PCB-135/151	ng/kg	56,600 J	43,400 EJ	R	43,900	R	124,000
PCB-136	ng/kg	12,900 J	9,790 J	R	9,640	R	16,900
PCB-137	ng/kg	250,000 EJ	67,600 EJ	22,200	78,800 E	16,000 E	89,400
PCB-139/140	ng/kg	86,400 EJ	23,300 J	8,810	23,200	8,040	28,200
PCB-141	ng/kg	121 UJ	108,000 EJ	7,050 B	92,700 BE	32,100 BE	120,000 B
PCB-142	ng/kg	121 UJ	44.5 UJ	94.0 U	140 U	40.3 U	867 U
PCB-143	ng/kg	236 UJ	86.6 UJ	183 U	273 U	77.9 U	1,680 U
PCB-144	ng/kg	1,030 J	2,180 J	R	1,830	R	3,420
PCB-145	ng/kg	114 UJ	42.1 UJ	R	132 U	R	817 U
PCB-146	ng/kg	771,000 EJ	229,000 EJ	86,600 BE	241,000 BE	102,000 BE	407,000 BE
PCB-147/149	ng/kg	358,000 EJ	337,000 EJ	38,600 B	215,000 BE	184,000 BE	397,000 B

Table C-22
Lipid Normalized American Eel (Fillet) Analytical Results

Sample Name: / Date Analyzed:	Units	NB03FAES018 10/08/15	NB03FAES019 10/08/15	NB03FAES347 01/18/16	NB03FAES364 01/18/16	NB03FAES365 01/18/16	NB03FAES-COMP01 01/18/16
PCB-148	ng/kg	R	R	R	3,340	R	6,580
PCB-150	ng/kg	107 UJ	52.6 J	R	124 U	R	765 U
PCB-152	ng/kg	100 UJ	36.8 UJ	R	116 U	R	715 U
PCB-153/168	ng/kg	8,070,000 BEJ	1,760,000 BEJ	628,000 BE	1,860,000 BE	642,000 BE	2,720,000 BE
PCB-154	ng/kg	57,900 EJ	20,700 EJ	R	26,900	R	45,200
PCB-155	ng/kg	25,600 J	7,680 J	3,930	8,250	3,130	16,300
PCB-156/157	ng/kg	599,000 EJ	143,000 EJ	45,000	159,000 E	38,900 E	231,000
PCB-158	ng/kg	584,000 EJ	148,000 EJ	46,600 E	141,000 E	40,100 E	187,000
PCB-159	ng/kg	100 UJ	36.8 UJ	95.7 J	148 J	33.1 U	715 U
PCB-160	ng/kg	450 UJ	165 UJ	348 U	520 U	149 U	3,220 U
PCB-161	ng/kg	92.9 UJ	34.2 UJ	71.8 U	107 U	30.8 U	663 U
PCB-162	ng/kg	18,800 J	7,050 J	2,000	6,190	3,190	11,600
PCB-164	ng/kg	67,000 EJ	43,400 EJ	6,520	29,500	14,300 E	44,600
PCB-165	ng/kg	2,010 J	742 J	616	1,090	745	2,430 J
PCB-167	ng/kg	R	R	19,500	60,300 E	17,200 E	101,000
PCB-169	ng/kg	107 UJ	39.5 UJ	83.0 U	124 U	35.5 U	765 U
PCB-170	ng/kg	696,000 EJ	201,000 EJ	62,400 E	198,000 E	56,400 E	311,000 E
PCB-171/173	ng/kg	256,000 EJ	77,100 EJ	26,500	66,100	25,000	107,000
PCB-172	ng/kg	136,000 EJ	44,500 EJ	13,200	40,300	12,800	59,400
PCB-174	ng/kg	54,700 EJ	57,100 EJ	5,330	27,800	20,300 E	58,700
PCB-175	ng/kg	29,600 J	10,600 J	R	9,850	R	18,200
PCB-176	ng/kg	1,140 J	1,760 J	341	1,020	1,140	2,270 J
PCB-177	ng/kg	217,000 EJ	109,000 EJ	16,600	88,000 E	54,900 E	189,000
PCB-178	ng/kg	R	R	34,500 E	72,400 E	39,700 E	134,000
PCB-179	ng/kg	14,900 J	15,200 J	2,880	10,700	17,900 E	34,100
PCB-180/193	ng/kg	2,540,000 EJ	684,000 EJ	236,000 BE	719,000 BE	207,000 BE	1,090,000 BE
PCB-181	ng/kg	11,600 J	2,970 J	940	3,100	765	4,410
PCB-182	ng/kg	R	R	893	1,760	784	2,840
PCB-183/185	ng/kg	779,000 EJ	73.4 UJ	88,000 E	200,000 E	84,300 E	376,000
PCB-184	ng/kg	3,190 J	1,030 J	811	1,090	848	2,920
PCB-186	ng/kg	107 UJ	39.5 UJ	83.0 U	124 U	35.5 U	765 U
PCB-187	ng/kg	1,310,000 EJ	445,000 EJ	R	461,000 BE	R	955,000 BE
PCB-188	ng/kg	4,390 J	1,590 J	1,170	1,380	1,060	3,420
PCB-189	ng/kg	31,800 J	8,630 J	3,340	9,240	3,130	16,100
PCB-190	ng/kg	171,000 EJ	48,700 EJ	16,700	51,900 E	16,000 E	78,800
PCB-191	ng/kg	41,600 J	12,200 J	3,950	11,400	3,240	18,700
PCB-192	ng/kg	92.9 UJ	34.2 UJ	71.8 U	107 U	45.5 J	663 U
PCB-194	ng/kg	270,000 EJ	83,900 EJ	33,100	93,900 E	35,000 E	169,000
PCB-195	ng/kg	95,000 EJ	31,300 EJ	9,350	30,500	9,850	48,800
PCB-196	ng/kg	196,000 EJ	61,800 EJ	25,700	63,100	21,900 E	106,000
PCB-197/200	ng/kg	18,700 J	7,450 J	3,130	6,120	3,500	13,600
PCB-198/199	ng/kg	412,000 EJ	137,000 EJ	59,100	154,000 E	63,700 E	284,000
PCB-201	ng/kg	46,200 J	17,800 J	7,390	15,100	10,100	35,400
PCB-202	ng/kg	134,000 EJ	46,800 EJ	24,400	54,600	34,500 E	138,000
PCB-203	ng/kg	299,000 EJ	98,400 EJ	43,300	110,000 E	46,400 E	214,000
PCB-204	ng/kg	511 J	200 J	116 U	173 U	77.5 J	1,070 U
PCB-205	ng/kg	8,930 J	3,320 J	1,380	4,170	1,890	8,400

Table C-22
Lipid Normalized American Eel (Fillet) Analytical Results

Sample Name: / Date Analyzed:	Units	NB03FAES018 10/08/15	NB03FAES019 10/08/15	NB03FAES347 01/18/16	NB03FAES364 01/18/16	NB03FAES365 01/18/16	NB03FAES-COMP01 01/18/16
PCB-206	ng/kg	192,000 EJ	62,900 EJ	33,600	69,800	40,500 E	158,000
PCB-207	ng/kg	23,400 J	8,840 J	3,770	6,320	3,720	15,400
PCB-208	ng/kg	78,600 EJ	27,100 EJ	14,800	27,800	17,100	67,500
PCB-209	ng/kg	101,000 EJ	34,500 EJ	19,500 B	33,100 B	22,200 BE	81,300 B
Total PCB Congeners (209)	ng/kg	49,500,000 J	14,000,000 J	4,390,000 J	17,300,000 J	5,450,000 J	20,700,000 J
Semivolatiles							
1,2,4,5-Tetrachlorobenzene	ug/kg	24,000 U	8,400 U	3,800 U	5,600 UJ	1,600 U	35,000 U
1,2-Diphenylhydrazine	ug/kg	24,000 U	8,400 U	3,800 U	5,600 UJ	1,600 U	35,000 U
1-Methylnaphthalene	ug/kg	190 U	71 U	60 U	90 U	26 U	560 U
2,3,4,6-Tetrachlorophenol	ug/kg	93,000 U	34,000 U	15,000 U	22,000 UJ	6,400 U	140,000 U
2,4,5-Trichlorophenol	ug/kg	24,000 U	8,400 U	3,800 U	5,600 UJ	1,600 U	35,000 U
2,4,6-Trichlorophenol	ug/kg	24,000 U	8,400 U	3,800 U	5,600 UJ	1,600 U	35,000 U
2,4-Dichlorophenol	ug/kg	24,000 U	8,400 U	3,800 U	5,600 UJ	1,600 U	35,000 U
2,4-Dimethylphenol	ug/kg	24,000 U	8,400 U	3,800 U	5,600 UJ	1,600 U	35,000 U
2,4-Dinitrophenol	ug/kg	420,000 U	150,000 U	68,000 U	100,000 UJ	29,000 U	620,000 U
2,4-Dinitrotoluene	ug/kg	93,000 U	34,000 U	15,000 U	22,000 UJ	6,400 U	140,000 U
2,6-Dinitrotoluene	ug/kg	24,000 U	8,400 U	3,800 U	5,600 UJ	1,600 U	35,000 U
2-Chloronaphthalene	ug/kg	9,300 U	3,400 U	1,500 U	2,200 UJ	640 U	14,000 U
2-Chlorophenol	ug/kg	24,000 U	8,400 U	3,800 U	5,600 UJ	1,600 U	35,000 U
2-Methylnaphthalene	ug/kg	190 U	71 U	60 U	90 U	26 U	560 U
2-Methylphenol (o-cresol)	ug/kg	24,000 U	8,400 U	3,800 U	5,600 UJ	1,600 U	35,000 U
2-Nitroaniline	ug/kg	24,000 U	8,400 U	3,800 U	5,600 UJ	1,600 U	35,000 U
2-Nitrophenol	ug/kg	24,000 U	8,400 U	3,800 U	5,600 UJ	1,600 U	35,000 U
3,3'-Dichlorobenzidine	ug/kg	140,000 U	50,000 U	23,000 U	34,000 UJ	9,800 U	210,000 U
3-Nitroaniline	ug/kg	93,000 U	34,000 U	15,000 U	22,000 UJ	6,400 U	140,000 U
4,6-Dinitro-2-methylphenol	ug/kg	240,000 U	84,000 U	38,000 U	56,000 UJ	16,000 U	350,000 U
4-Bromophenyl phenyl ether	ug/kg	24,000 U	8,400 U	3,800 U	5,600 UJ	1,600 U	35,000 U
4-Chloro-3-methylphenol	ug/kg	24,000 U	8,400 U	3,800 U	5,600 UJ	1,600 U	35,000 U
4-Chloroaniline	ug/kg	47,000 U	17,000 U	7,600 U	11,000 UJ	3,200 U	69,000 U
4-Chlorophenyl phenyl ether	ug/kg	24,000 U	8,400 U	3,800 U	5,600 UJ	1,600 U	35,000 U
4-Methylphenol (p-cresol)	ug/kg	24,000 U	8,400 U	3,800 U	5,600 UJ	1,600 U	35,000 U
4-Nitroaniline	ug/kg	93,000 U	34,000 U	15,000 U	22,000 UJ	6,400 U	140,000 U
4-Nitrophenol	ug/kg	240,000 U	84,000 U	38,000 U	56,000 UJ	16,000 U	350,000 U
Acenaphthene	ug/kg	300 J	420	60 U	90 U	98	560 U
Acenaphthylene	ug/kg	190 U	71 U	60 U	90 U	26 U	560 U
Acetophenone	ug/kg	24,000 U	8,400 U	3,800 U	5,600 UJ	1,600 U	35,000 U
Anthracene	ug/kg	190 U	71 U	60 U	90 U	26 U	560 U
Atrazine	ug/kg	47,000 U	17,000 U	7,600 U	11,000 UJ	3,200 U	69,000 U
Benzaldehyde	ug/kg	93,000 U	34,000 U	15,000 U	22,000 UJ	6,400 U	140,000 U
Benzidine	ug/kg	1,000,000 U	370,000 U	160,000 U	240,000 UJ	69,000 U	1,500,000 U
Benzo(a)anthracene	ug/kg	190 UJ	71 U	60 U	90 U	26 U	560 U
Benzo(a)pyrene	ug/kg	190 UJ	71 U	60 U	90 U	26 U	560 UJ
Benzo(b)fluoranthene	ug/kg	190 UJ	71 U	60 U	90 U	26 U	560 UJ
Benzo(g,h,i)perylene	ug/kg	190 UJ	71 U	60 U	90 U	26 U	560 UJ
Benzo(j)+(k)fluoranthene	ug/kg	190 UJ	71 U	60 U	90 U	26 U	560 UJ
Benzo[e]pyrene	ug/kg	190 U	71 U	60 U	90 U	26 U	560 U
Benzoic acid	ug/kg	240,000 U	84,000 U	38,000 U	98,000 J	16,000 U	350,000 U

Table C-22
Lipid Normalized American Eel (Fillet) Analytical Results

Sample Name: / Date Analyzed:	Units	NB03FAES018 10/08/15	NB03FAES019 10/08/15	NB03FAES347 01/18/16	NB03FAES364 01/18/16	NB03FAES365 01/18/16	NB03FAES-COMP01 01/18/16
Benzyl butyl phthalate	ug/kg	93,000 U	34,000 U	15,000 U	22,000 UJ	6,400 U	140,000 U
Biphenyl (diphenyl)	ug/kg	24,000 U	8,400 U	3,800 U	5,600 UJ	1,600 U	35,000 U
Bis(2-chloroethoxy) methane	ug/kg	24,000 U	8,400 U	3,800 U	5,600 UJ	1,600 U	35,000 U
Bis(2-chloroethyl) ether (2-Chloroethyl ether)	ug/kg	24,000 U	8,400 U	3,800 U	5,600 UJ	1,600 U	35,000 U
Bis(2-chloroisopropyl) ether	ug/kg	24,000 U	8,400 U	3,800 U	5,600 UJ	1,600 U	35,000 U
Bis(2-Ethylhexyl) phthalate	ug/kg	93,000 U	34,000 U	15,000 U	22,000 UJ	6,400 U	140,000 U
C1-Chrysenes	ug/kg	190 U	71 U	60 U	90 U	26 U	560 U
C1-Fluoranthenes/pyrenes	ug/kg	190 U	71 U	60 U	90 U	26 U	560 U
C1-Fluorenes	ug/kg	190 U	71 U	60 U	90 U	26 U	560 U
C1-Naphthalenes	ug/kg	190 U	71 U	60 U	90 U	26 U	560 U
C1-Phenanthrene/anthracene	ug/kg	190 U	71 U	60 U	90 U	26 U	560 U
C2-Chrysene	ug/kg	190 U	71 U	60 U	90 U	26 U	560 U
C2-Fluoranthenes/pyrene	ug/kg	190 U	71 U	60 U	90 U	26 U	560 U
C2-Fluorenes	ug/kg	190 U	71 U	60 U	90 U	26 U	560 U
C2-Naphthalenes	ug/kg	190 U	71 U	60 U	90 U	26 U	560 U
C2-Phenanthrene/anthracene	ug/kg	190 U	71 U	60 U	90 U	26 U	560 U
C3-Chrysene	ug/kg	190 U	71 U	60 U	90 U	26 U	560 U
C3-Fluoranthenes/pyrene	ug/kg	190 U	71 U	60 U	90 U	26 U	560 U
C3-Fluorenes	ug/kg	190 U	71 U	60 U	90 U	26 U	560 U
C3-Naphthalenes	ug/kg	190 U	71 U	60 U	90 U	26 U	560 U
C3-Phenanthrene/anthracene	ug/kg	190 U	71 U	60 U	90 U	26 U	560 U
C4-Chrysene	ug/kg	190 U	71 U	60 U	90 U	26 U	560 U
C4-Naphthalenes	ug/kg	190 U	71 U	60 U	90 U	26 U	560 U
C4-Phenanthrene/anthracene	ug/kg	190 U	71 U	60 U	90 U	26 U	560 U
Caprolactam	ug/kg	47,000 U	17,000 U	7,600 U	11,000 UJ	3,200 U	69,000 U
Carbazole	ug/kg	24,000 U	8,400 U	3,800 U	5,600 UJ	1,600 U	35,000 U
Chrysene	ug/kg	190 UJ	71 U	60 U	90 U	26 U	560 U
Dibenz(a,h)anthracene	ug/kg	190 UJ	71 U	60 U	90 U	26 U	560 UJ
Dibenzofuran	ug/kg	24,000 U	8,400 U	3,800 U	5,600 UJ	1,600 U	35,000 U
Diethyl phthalate	ug/kg	93,000 U	34,000 U	15,000 U	22,000 UJ	6,400 U	140,000 U
Dimethyl phthalate	ug/kg	93,000 U	34,000 U	15,000 U	22,000 UJ	6,400 U	140,000 U
Di-n-butyl phthalate	ug/kg	93,000 U	34,000 U	15,000 U	22,000 UJ	6,400 U	140,000 U
Di-n-octylphthalate	ug/kg	93,000 U	34,000 U	15,000 U	22,000 UJ	6,400 U	140,000 U
Fluoranthene	ug/kg	190 UJ	71 U	60 U	90 U	31 J	560 U
Fluorene	ug/kg	190 U	71 J	60 U	90 U	26 U	560 U
Hexachlorobutadiene	ug/kg	24,000 U	8,400 U	3,800 U	5,600 UJ	1,600 U	35,000 U
Hexachlorocyclopentadiene	ug/kg	240,000 U	84,000 U	38,000 U	56,000 UJ	16,000 U	350,000 U
Hexachloroethane	ug/kg	47,000 U	17,000 U	7,600 U	11,000 UJ	3,200 U	69,000 U
Indeno(1,2,3-c,d)pyrene	ug/kg	190 UJ	71 U	60 U	90 U	26 U	560 UJ
Isophorone	ug/kg	24,000 U	8,400 U	3,800 U	5,600 UJ	1,600 U	35,000 U
Naphthalene	ug/kg	190 U	71 U	60 U	90 U	26 U	560 U
Nitrobenzene	ug/kg	24,000 U	8,400 U	3,800 U	5,600 UJ	1,600 U	35,000 U
N-Nitrosodi-n-propylamine	ug/kg	24,000 U	8,400 U	3,800 U	5,600 UJ	1,600 U	35,000 U
N-Nitrosodiphenylamine	ug/kg	24,000 U	8,400 U	3,800 U	5,600 UJ	1,600 U	35,000 U
Pentachlorophenol	ug/kg	47,000 U	17,000 U	7,600 U	11,000 UJ	3,200 U	69,000 U
Perylene	ug/kg	190 U	71 U	60 U	90 U	26 U	560 U
Phenanthrene	ug/kg	190 U	71 U	60 U	90 U	26 U	560 U

Table C-22
Lipid Normalized American Eel (Fillet) Analytical Results

Sample Name: / Date Analyzed:	Units	NB03FAES018 10/08/15	NB03FAES019 10/08/15	NB03FAES347 01/18/16	NB03FAES364 01/18/16	NB03FAES365 01/18/16	NB03FAES-COMP01 01/18/16
Phenol	ug/kg	24,000 U	8,400 U	3,800 U	20,000 J	1,600 U	35,000 U
Pyrene	ug/kg	190 UJ	71 U	60 U	90 U	26 U	560 U
Pyridine	ug/kg	93,000 U	34,000 U	15,000 U	22,000 UJ	6,400 U	140,000 U
Total HMW PAHs	ug/kg	190 U	71 U	60 U	90 U	31 J	560 U
Total LMW PAHs	ug/kg	300 J	490 J	60 U	90 U	98	560 U
Total PAHs	ug/kg	300 J	490 J	60 U	90 U	130 J	560 U

Table C-22
Lipid Normalized American Eel (Fillet) Analytical Results

Notes:

1. Totals were calculated using detected values only. If all analytes that make up a given total are non-detect, the total will be reported as the highest detection limit of the individual analytes and will be qualified with a "U" flag to indicate it is a non-detect.
2. Total PCB Congeners (209) = sum of 209 individual congener PCBs
3. Total Aroclor PCBs (Sum of 7 Aroclors) = sum of Aroclor-1016, Aroclor-1221, Aroclor-1232, Aroclor-1242, Aroclor-1248, Aroclor-1254, and Aroclor-1260
4. Total Aroclor PCBs (Sum of 9 Aroclors) = sum of Aroclor-1016, Aroclor-1221, Aroclor-1232, Aroclor-1242, Aroclor-1248, Aroclor-1254, Aroclor-1260, Aroclor-1262, and Aroclor-1268
5. Total Alpha + Gamma Chlordane = sum of alpha-Chlordane and gamma-Chlordane
6. Total DDT (2,4) = sum of 2,4'-DDD, 2,4'-DDE, and 2,4'-DDT
7. Total DDT (4,4) = sum of 4,4'-DDD, 4,4'-DDE, and 4,4'-DDT
8. Total DDT (2,4 & 4,4) = sum of 2,4'-DDD, 2,4'-DDE, 2,4'-DDT, 4,4'-DDD, 4,4'-DDE, and 4,4'-DDT
9. Total HMW PAHs = sum of fluoranthene, pyrene, benzo(a)anthracene, chrysene, benzo(b)fluoranthene, benzo(k)fluoranthene, benzo(a)pyrene, indeno(1,2,3-cd)pyrene, dibenzo(a,h)anthracene, and benzo(g,h,i)perylene.
10. Total LMW PAHs = sum of naphthalene, 2-methylnaphthalene, acenaphthylene, acenaphthene, fluorene, phenanthrene, and anthracene.
11. Total PAHs = sum of Total LMW PAHs and Total HMW PAHs.

DDD = dichlorodiphenyldichloroethane
DDE = dichlorodiphenyldichloroethylene
DDT = dichlorodiphenyltrichloroethane
HMW = high molecular weight
LMW = low molecular weight
PAH = polycyclic aromatic hydrocarbon
PCB = polychlorinated biphenyl

% = percent
mg/kg = milligrams per kilogram
ng/g = nanograms per gram
ng/kg = nanograms per kilogram
pg/g = picograms per gram
ug/kg = micrograms per kilogram

Table C-23
Lipid Normalized Bluefish (Fillet) Analytical Results

Sample Name: / Date Analyzed:	Units	NB03FBLC468 01/18/16	NB03FBLC469 01/18/16	NB03FBLC471 01/18/16	NB03FBLC475 01/18/16	NB03FBLC476 01/18/16	NB03FBLC478 01/18/16	NB03FBLC479 01/18/16
Dioxins/Furans								
1,2,3,4,6,7,8-HpCDD	ng/kg	1.08 JBQ	11.2 JBQ	10.6 JB	52.1 JBQ	14.6 JBQ	7.40 JBQ	15.8 JBQ
1,2,3,4,6,7,8-HpCDF	ng/kg	4.38 JB	34.5 JBQ	43.5 JBQ	114 JB	59.8 JBQ	89.0 JBQ	40.7 JB
1,2,3,4,7,8,9-HpCDF	ng/kg	0.700 U	6.88 JBQ	11.2 JBQ	22.4 U	5.02 U	15.5 JBQ	5.61 U
1,2,3,4,7,8-HxCDD	ng/kg	0.610 J	4.35 JQ	7.06 JQ	11.1 U	6.25 JQ	4.85 U	5.89 J
1,2,3,4,7,8-HxCDF	ng/kg	0.620 JBQ	2.89 U	11.8 JBQ	13.0 U	6.47 JBQ	5.72 JBQ	4.43 JB
1,2,3,6,7,8-HxCDD	ng/kg	1.17 J	7.13 JQ	33.8 J	32.1 JQ	30.2 J	6.19 JQ	12.4 JQ
1,2,3,6,7,8-HxCDF	ng/kg	0.650 JBQ	9.88 JBQ	32.1 JB	14.1 JBQ	22.5 JB	11.6 JB	14.8 JBQ
1,2,3,7,8,9-HxCDD	ng/kg	0.910 JBQ	3.23 JBQ	5.91 U	14.4 JBQ	6.55 JBQ	5.19 U	8.50 JBQ
1,2,3,7,8,9-HxCDF	ng/kg	0.730 JBQ	4.66 JBQ	10.8 JB	15.1 U	6.92 JBQ	9.24 JBQ	4.37 JBQ
1,2,3,7,8-PCDD	ng/kg	2.74 JBQ	13.9 JBQ	26.2 JBQ	32.6 U	36.2 JB	19.5 JBQ	29.8 JBQ
1,2,3,7,8-PCDF	ng/kg	6.17 JBQ	48.1 JBQ	41.0 JBQ	120 JBQ	59.2 JB	28.3 JBQ	42.2 JB
2,3,4,6,7,8-HxCDF	ng/kg	0.480 JBQ	2.56 U	5.04 U	12.8 U	4.24 JB	4.56 U	3.22 JBQ
2,3,4,7,8-PCDF	ng/kg	4.95 JBQ	42.6 JB	67.4 JBQ	212 JB	90.8 JBQ	58.5 JB	65.0 JB
2,3,7,8-TCDD	ng/kg	6.16 JQ	33.9 JQ	92.5 JQ	26.4 JQ	122	50.8 JQ	10.9 JQ
2,3,7,8-TCDF	ng/kg	2.89 J	26.9 JQ	35.2 JQ	35.9 U	24.5 J	24.7 J	50.2 JC
OCDD	ng/kg	1.45 JBQ	14.9 JBQ	22.1 JBQ	95.9 JBQ	24.1 JB	29.1 JBQ	19.0 JBQ
OCDF	ng/kg	0.710 JBQ	4.48 JBQ	9.79 JBQ	22.1 JBQ	6.65 JB	13.7 JBQ	7.67 JBQ
Butyltins								
Dibutyltin	ug/kg	13 UJ	75 UJ	180 UJ	450 UJ	100 UJ	170 UJ	72 UJ
Monobutyltin	ug/kg	200 UJCN	1,300 UJCN	2,900 UJCN	6,900 UJCN	1,500 UJCN	2,600 UJCN	1,100 UJCN
Tetra-n-butyltin	ug/kg	17 UJ	100 UJ	240 UJ	590 UJ	130 UJ	220 UJ	94 UJ
Tributyltin	ug/kg	15 UJ	88 UJ	210 UJ	520 UJ	120 UJ	190 UJ	83 UJ
Aroclor PCBs								
Aroclor 1016	ug/kg	70 U	450 U	1,100 U	2,500 U	550 U	920 U	390 U
Aroclor 1221	ug/kg	89 U	580 U	1,400 U	3,200 U	710 U	1,200 U	490 U
Aroclor 1232	ug/kg	150 U	1,000 U	2,400 U	5,500 U	1,200 U	2,100 U	830 U
Aroclor 1242	ug/kg	64 U	410 U	970 U	2,300 U	510 U	850 U	360 U
Aroclor 1248	ug/kg	64 U	410 U	970 U	2,300 U	510 U	850 U	360 U
Aroclor 1254	ug/kg	64 U	410 U	970 U	2,300 U	510 U	2,100 J	360 U
Aroclor 1260	ug/kg	340	1,300 J	2,800 J	8,600 J	3,400 J	1,300 U	1,600 J
Aroclor 1262	ug/kg	64 U	410 U	970 U	2,300 U	510 U	850 U	360 U
Aroclor 1268	ug/kg	64 U	410 U	970 U	2,300 U	510 U	850 U	360 U
Total Aroclor PCBs (Sum Of 7 Aroclors)	ug/kg	340	1,300 J	2,800 J	8,600 J	3,400 J	2,100 J	1,600 J
Total Aroclor PCBs (Sum Of 9 Aroclors)	ug/kg	340	1,300 J	2,800 J	8,600 J	3,400 J	2,100 J	1,600 J
Pesticides								
2,4'-DDD	pg/g	3,390 J	16,200 J	21,600 J	20,100 J	12,200 J	55,400 JD	3,190 J
2,4'-DDE	pg/g	9,970 J	26,200 JD	59,000 J	76,900 JD	30,500 J	68,800 JD	11,700 J
2,4'-DDT	pg/g	1,250 J	3,580 J	6,070 J	21,100 J	4,420 J	1,380 UDJ	2,390 J
4,4'-DDD	pg/g	39,200 J	130,000 J	184,000 J	262,000 J	152,000 J	533,000 DJ	79,400 J
4,4'-DDE	pg/g	198,000 BJ	713,000 BDJ	1,300,000 BJ	4,210,000 BDJ	735,000 BJ	1,820,000 BDJ	480,000 BJ
4,4'-DDT	pg/g	6,800 J	20,200 J	34,900 J	84,100 J	30,500 J	68,800 JD	14,400 J
Aldrin	pg/g	91.6 UJ	573 UJ	1,350 UJ	3,160 UJ	408 J	1,130 J	509 UJ
Alpha BHC	pg/g	238 J	1,600 J	2,290 J	2,570 J	1,140 J	2,640 J	917 J
Alpha endosulfan	pg/g	574 UJ	3,590 UDJ	8,440 UJ	19,800 UJ	4,420 UJ	7,360 UDJ	3,190 UJ

Table C-23
Lipid Normalized Bluefish (Fillet) Analytical Results

Sample Name: / Date Analyzed:	Units	NB03FBLC468 01/18/16	NB03FBLC469 01/18/16	NB03FBLC471 01/18/16	NB03FBLC475 01/18/16	NB03FBLC476 01/18/16	NB03FBLC478 01/18/16	NB03FBLC479 01/18/16
Beta BHC	pg/g	279 J	1,840 J	3,010 J	3,090 J	1,500 J	3,100 J	944 J
Beta endosulfan	pg/g	583 UJ	3,640 UJ	8,570 UJ	20,100 UJ	4,480 UJ	7,470 UJ	3,240 UJ
cis-Chlordane	pg/g	23,700 J	76,300 DJ	127,000 J	242,000 JD	87,700 J	194,000 DJ	39,700 J
cis-Nonachlor	pg/g	10,400 J	41,000 J	67,200 J	202,000 J	45,800 J	100,000 J	27,300 J
Delta BHC	pg/g	50.8 UJ	318 UJ	747 UJ	1,750 UJ	391 UJ	651 UJ	282 UJ
Dieldrin	pg/g	18,400 DJ	61,400 DJ	116,000 JD	169,000 JD	74,100 J	218,000 DJ	30,200 J
Endosulfan sulfate	pg/g	633 UJ	3,960 UJ	9,310 UJ	21,800 UJ	4,870 UJ	8,120 UJ	3,520 UJ
Endrin	pg/g	160 J	756 J	1,220 J	4,790 UJ	854 J	1,780 UJ	772 UJ
Endrin aldehyde	pg/g	1,310 UJ	8,190 UJ	19,300 UJ	45,200 UJ	10,100 UJ	16,800 UJ	7,280 UJ
Endrin ketone	pg/g	760 UJ	4,750 UJ	11,200 UJ	26,200 UJ	5,850 UJ	9,740 UJ	4,220 UJ
Gamma BHC (Lindane)	pg/g	195 J	1,360 J	2,120 J	2,710 J	923 J	2,140 J	427 UJ
Heptachlor	pg/g	325 UJ	2,030 UJ	4,780 UJ	11,200 UJ	2,500 UJ	4,170 UJ	1,810 UJ
Heptachlor epoxide	pg/g	4,820 J	16,800 J	28,500 J	31,000 J	19,500 J	52,600 J	6,170 J
Hexachlorobenzene	pg/g	4,330 BJ	22,500 BJ	43,400 BJ	45,900 BJ	28,500 BJ	101,000 BJ	13,900 BJ
Methoxychlor	pg/g	389 UJ	2,430 UJ	5,720 UJ	13,400 UJ	2,990 UJ	4,990 UJ	2,160 UJ
Mirex	pg/g	1,160 J	4,610 J	21,000 J	22,200 J	9,380 J	11,000 J	6,500 J
Oxychlordane	pg/g	2,940 J	10,900 J	18,100 J	45,200 J	15,000 J	25,500 J	7,610 J
Trans-chlordane	pg/g	9,840 J	34,900 JD	56,600 J	103,000 JD	37,600 J	89,400 JD	12,300 J
Trans-heptachlor epoxide	pg/g	170 UJ	1,060 UJ	2,500 UJ	5,860 UJ	1,310 UJ	2,180 UJ	944 UJ
Trans-nonachlor	pg/g	25,500 J	90,000 DJ	175,000 J	424,000 DJ	108,000 J	201,000 DJ	65,000 J
Total Alpha + Gamma Chlordane	pg/g	33,500 J	111,000 J	183,000 J	346,000 J	125,000 J	283,000 J	52,000 J
Total DDT (2,4)	pg/g	14,600 J	46,000 J	86,700 J	118,000 J	47,100 J	124,000 J	17,300 J
Total DDT (4,4)	pg/g	244,000 J	863,000 J	1,520,000 J	4,550,000 J	917,000 J	2,420,000 J	574,000 J
Total DDT (2,4 & 4,4)	pg/g	259,000 J	909,000 J	1,610,000 J	4,670,000 J	964,000 J	2,550,000 J	591,000 J
PCB Congeners								
PCB-1	ng/kg	239	2,740	3,430	2,480	1,620	2,580	534
PCB-2	ng/kg	7.19 J	67.5 J	119 J	241 U	52.7 U	88.1 U	73.3 J
PCB-3	ng/kg	19.4 J	157 J	301 J	379 U	111 J	191 J	85.6 J
PCB-4	ng/kg	2,490 B	27,100 BE	34,000 B	33,100 B	30,800 BE	47,100 BE	7,390 B
PCB-5	ng/kg	20.8 J	183 J	238 J	276 U	152 J	244 J	43.4 J
PCB-6	ng/kg	394 B	3,500 B	4,100 B	3,010 B	3,020 B	5,310 B	633 B
PCB-7	ng/kg	49.0	800	762	669 J	518	586	1,650
PCB-8	ng/kg	987 B	9,250 B	11,800 B	12,400 B	8,770 B	16,500 B	2,420 B
PCB-9	ng/kg	96.4	850	1,100	1,060	877	1,510	280
PCB-10	ng/kg	287	3,000	3,710	3,830	3,360	5,310	706
PCB-11	ng/kg	33.6 U	203 U	499 U	1,170 U	256 U	428 U	181 U
PCB-12/13	ng/kg	46.4 J	426	521 J	655 U	220 J	397 J	232 J
PCB-14	ng/kg	19.8 U	119 U	293 U	276 U	60.2 U	101 U	107 U
PCB-15	ng/kg	67.5	763	862	1,440 J	629	1,010	644
PCB-16	ng/kg	1,600 B	13,100 B	13,700 B	15,600 B	20,200 B	24,700 B	2,630 B
PCB-17	ng/kg	2,120 B	21,900 BE	24,400 B	34,300 B	34,500 BE	42,400 BE	4,050 B
PCB-18/30	ng/kg	5,280 B	39,300 BE	44,100 B	54,100 B	57,900 BE	84,400 BE	7,610 B
PCB-19	ng/kg	1,600	15,500	20,000	27,200	21,800	31,800	3,110
PCB-20/28	ng/kg	10,700 BE	71,900 BE	76,300 B	127,000 B	98,500 BE	125,000 BE	15,200 B
PCB-21/33	ng/kg	1,450	11,400	12,600	14,500	13,800	18,800	2,420

Table C-23
Lipid Normalized Bluefish (Fillet) Analytical Results

Sample Name: / Date Analyzed:	Units	NB03FBLC468 01/18/16	NB03FBLC469 01/18/16	NB03FBLC471 01/18/16	NB03FBLC475 01/18/16	NB03FBLC476 01/18/16	NB03FBLC478 01/18/16	NB03FBLC479 01/18/16
PCB-22	ng/kg	2,010 B	13,100 B	15,000 B	21,800 B	17,600 B	24,900 B	3,010 B
PCB-23	ng/kg	7.05 J	59.9 J	103 U	241 U	73.2 J	109 J	37.3 U
PCB-24	ng/kg	9.88 U	425	499	344 U	75.2 U	126 U	92.2 J
PCB-25	ng/kg	1,570	7,810	7,530	9,240	8,310	15,600	1,720
PCB-26/29	ng/kg	2,870	17,100	18,400	29,200	21,000	33,600	3,570
PCB-27	ng/kg	856	8,190	8,460	10,800	11,500	17,300	1,320
PCB-31	ng/kg	6,230 BE	40,800 BE	41,900 B	57,200 B	46,200 BE	80,300 BE	9,060 B
PCB-32	ng/kg	2,510 B	21,400 BE	25,600 B	50,000 B	32,200 BE	51,500 BE	3,970 B
PCB-34	ng/kg	98.6	681	688	1,110	846	1,450	137
PCB-35	ng/kg	8.89 U	53.8 U	132 U	310 U	67.8 U	113 U	48.0 U
PCB-36	ng/kg	7.91 U	47.9 U	117 U	4,830	60.2 U	101 U	42.7 U
PCB-37	ng/kg	431	2,920	2,850	2,570	1,820	2,580	1,090
PCB-38	ng/kg	63.8	408	376	301 J	136 J	160 J	96.1 J
PCB-39	ng/kg	82.2	529	117 U	308 J	305	447	77.8 J
PCB-40/71	ng/kg	5,640	41,900	33,400	88,600	59,800	79,200	6,720
PCB-41	ng/kg	278	2,680	2,600	3,590	3,370	3,260	434 J
PCB-42	ng/kg	4,800	33,600	28,800	65,200	48,800 E	59,100	6,670
PCB-43	ng/kg	524	4,030	3,380	7,590	5,980	7,290	556
PCB-44/47/65	ng/kg	18,000 E	129,000 E	113,000	310,000	190,000 E	226,000	27,400
PCB-45	ng/kg	1,480	9,500	9,600	R	15,900	R	1,590
PCB-46	ng/kg	544	4,110	4,150	8,000	6,980	8,400	683
PCB-48	ng/kg	1,590	10,800	9,250	14,000	15,600	20,500	1,450
PCB-49/69	ng/kg	14,700 E	112,000 E	85,900	260,000	143,000 E	185,000 E	24,500
PCB-50/53	ng/kg	2,440	17,000	15,100	39,000	27,200	39,500	2,830
PCB-51	ng/kg	1,090	8,940	9,240	24,600	16,900	19,900	1,580
PCB-52	ng/kg	22,000 BE	154,000 BE	128,000 BE	334,000 BE	228,000 BE	267,000 BE	33,100 BE
PCB-54	ng/kg	153	1,200	1,620	4,310	2,160	2,860	246 J
PCB-55	ng/kg	101	594	728 J	414 U	90.0 U	151 U	63.9 U
PCB-56	ng/kg	4,470	27,100	24,600	30,100	28,200	37,400	7,170
PCB-57	ng/kg	154	1,340	763	10,100	1,030	1,060	307
PCB-58	ng/kg	182	1,280	907	1,940	1,270	1,280	397
PCB-60	ng/kg	1,940	15,800	12,500	27,600	19,300	17,700	4,310
PCB-61/70/74/76	ng/kg	23,300	176,000 E	141,000	236,000	192,000 E	195,000	45,800
PCB-62/75	ng/kg	1,520	11,400	9,510	29,200	17,000	19,200	2,310
PCB-63	ng/kg	1,010	8,750	6,690	13,200	9,690	8,540	2,370
PCB-64	ng/kg	6,220 E	43,400 E	36,300	106,000	62,800 E	76,400 E	8,610
PCB-66	ng/kg	16,400 E	136,000 E	102,000 E	197,000	148,000 E	131,000 E	36,300 E
PCB-67	ng/kg	501	3,320	3,220	4,310	3,360	3,950	928
PCB-68	ng/kg	520	4,620	3,650	7,070	4,550	4,240	1,610
PCB-72	ng/kg	688	6,170	4,760	10,100	6,270	5,650	1,940
PCB-73	ng/kg	80.5	631	496 J	1,740	862	1,140	116 J
PCB-77	ng/kg	832	5,510	5,060	4,860	6,270	6,490	2,670
PCB-78	ng/kg	15.8 U	95.6 U	234 U	552 U	121 U	201 U	85.6 U
PCB-79	ng/kg	481	3,510	3,370	3,760	2,320	1,780	1,380
PCB-80	ng/kg	10.9 U	118 J	162 U	379 U	83.1 U	138 U	95.6 J

Table C-23
Lipid Normalized Bluefish (Fillet) Analytical Results

Sample Name: / Date Analyzed:	Units	NB03FBLC468 01/18/16	NB03FBLC469 01/18/16	NB03FBLC471 01/18/16	NB03FBLC475 01/18/16	NB03FBLC476 01/18/16	NB03FBLC478 01/18/16	NB03FBLC479 01/18/16
PCB-81	ng/kg	34.0 J	108 U	263 U	R	318 J	R	96.1 U
PCB-82	ng/kg	1,770	14,300	11,800	35,500	17,700	18,700	4,360
PCB-83	ng/kg	1,330	11,100	8,710	29,700	11,200	14,100	3,820
PCB-84	ng/kg	3,220	25,500	17,800	63,800	33,200	41,500	5,610
PCB-85/116/117	ng/kg	5,770	53,400	43,200	138,000	63,700	57,400	19,200
PCB-86/87/97/109/119/125	ng/kg	15,100	137,000	105,000	352,000	162,000	155,000	43,900
PCB-88	ng/kg	21.7 U	132 U	322 U	759 U	165 U	277 U	117 U
PCB-89	ng/kg	106	769	613 J	1,730	1,180	1,380	144 J
PCB-90/101/113	ng/kg	33,000 BE	315,000 BE	238,000 B	883,000 BE	378,000 BE	345,000 BE	111,000 BE
PCB-91	ng/kg	4,090	36,100 E	25,700	133,000	49,200 E	50,500	10,000
PCB-92	ng/kg	6,760 E	63,100 E	50,400	190,000	82,300 E	75,100	22,200
PCB-93/100	ng/kg	1,010	8,500	13,900	39,700	14,200	12,300	3,020
PCB-94	ng/kg	178	1,360	1,000	3,370	1,820	2,260	275
PCB-95	ng/kg	15,400 E	128,000 E	91,300 E	276,000 E	144,000 E	153,000 E	33,000 E
PCB-96	ng/kg	113	881	722 J	2,400	1,350	1,510	164 J
PCB-98/102	ng/kg	745	6,310	4,260	20,500	8,920	9,670	1,490
PCB-99	ng/kg	29,500 E	297,000 E	244,000 E	793,000 E	346,000 E	294,000 E	121,000 E
PCB-103	ng/kg	805	7,310	6,630	25,100	8,540	8,920	2,640
PCB-104	ng/kg	43.1 J	333	594 J	483 U	533	590 J	74.4 U
PCB-105	ng/kg	9,370 E	85,600 E	78,500	172,000	104,000 E	82,200 E	33,600 E
PCB-106	ng/kg	16.8 U	102 U	249 U	586 U	128 U	214 U	90.6 U
PCB-107	ng/kg	5,870	55,000 E	50,600	94,800	57,800 E	40,600	23,800
PCB-108/124	ng/kg	969	8,190	7,240	13,900	8,620	7,540	3,140
PCB-110/115	ng/kg	26,000 E	228,000 E	163,000	659,000 E	251,000 E	260,000 E	71,100 E
PCB-111	ng/kg	239	2,090	2,430	5,690	2,460	2,140	1,140
PCB-112	ng/kg	13.8 U	83.8 U	204 U	483 U	105 U	176 U	74.4 U
PCB-114	ng/kg	506	4,480	4,350	10,400	6,340	4,540	1,580
PCB-118	ng/kg	39,000 E	373,000 E	335,000 E	703,000 E	455,000 E	324,000 E	146,000 E
PCB-120	ng/kg	967	9,060	10,100	23,400	10,200	8,670	4,830
PCB-121	ng/kg	55.0	516	641 J	1,720 J	718	658	241 J
PCB-122	ng/kg	164	1,040	1,070	414 U	1,480	1,260	362
PCB-123	ng/kg	488	4,450	3,940	8,830	4,230	3,970	1,590
PCB-126	ng/kg	15.8 U	5,020	234 U	552 U	121 U	201 U	85.6 U
PCB-127	ng/kg	68.5	447	703 J	903 J	615	345 J	430
PCB-128/166	ng/kg	7,280	67,500	68,700	191,000	80,000	67,600	33,800
PCB-129/138/163	ng/kg	78,500 E	669,000 E	728,000 E	1,930,000 E	854,000 E	647,000 E	358,000 E
PCB-130	ng/kg	4,390	36,300 E	37,600	106,000	43,500	35,900	19,200
PCB-131	ng/kg	286	2,590	2,320	8,000	2,890	2,470	889
PCB-132	ng/kg	8,220 E	71,900 E	56,000	203,000	78,500 E	69,400	26,800
PCB-133	ng/kg	2,980	24,300	30,900	64,800	33,800	23,200	15,500
PCB-134	ng/kg	2,000	17,900	15,400	49,700	19,100	16,900	7,060
PCB-135/151	ng/kg	15,200 E	129,000 E	126,000	434,000 E	166,000 E	140,000	60,000
PCB-136	ng/kg	2,420	22,800	19,000	81,400	27,500	25,600	8,280
PCB-137	ng/kg	1,650	14,800	15,600	48,300	20,000	15,300	6,780
PCB-139/140	ng/kg	1,040	9,440	9,190	29,100	10,800	8,670	4,790

Table C-23
Lipid Normalized Bluefish (Fillet) Analytical Results

Sample Name: / Date Analyzed:	Units	NB03FBLC468 01/18/16	NB03FBLC469 01/18/16	NB03FBLC471 01/18/16	NB03FBLC475 01/18/16	NB03FBLC476 01/18/16	NB03FBLC478 01/18/16	NB03FBLC479 01/18/16
PCB-141	ng/kg	4,420	31,100	34,000	114,000	49,100 E	37,200	14,400
PCB-142	ng/kg	16.8 U	102 U	249 U	586 U	128 U	214 U	90.6 U
PCB-143	ng/kg	32.6 U	198 U	484 U	1,140 U	248 U	415 U	176 U
PCB-144	ng/kg	1,290	10,800	10,100	37,900	14,500	11,500	4,560
PCB-145	ng/kg	15.8 U	95.6 U	234 U	552 U	121 U	201 U	85.6 U
PCB-146	ng/kg	21,900 E	171,000 E	212,000 E	541,000 E	233,000 E	177,000 E	111,000 E
PCB-147/149	ng/kg	36,900 BE	306,000 BE	287,000 BE	1,020,000 BE	370,000 BE	297,000 BE	141,000 BE
PCB-148	ng/kg	863	6,810	10,900	23,100	10,200	7,470	4,940
PCB-150	ng/kg	366	3,240	4,460	16,100	4,170	3,270	1,850
PCB-152	ng/kg	27.3 J	218 J	225 J	483 U	308 J	218 J	74.4 U
PCB-153/168	ng/kg	102,000 BE	844,000 BE	994,000 BE	2,510,000 BE	1,130,000 BE	822,000 BE	513,000 BE
PCB-154	ng/kg	4,030	34,400	54,100	138,000	53,000 E	40,100	23,800
PCB-155	ng/kg	688	4,520	8,100	19,700	7,400	5,680	3,290
PCB-156/157	ng/kg	4,430	38,000	42,800	102,000	55,800	36,300	19,700
PCB-158	ng/kg	3,470	30,300	31,800	94,500	36,600	29,200	14,600
PCB-159	ng/kg	24.6 J	83.8 U	257 J	483 U	214 J	176 U	145 J
PCB-160	ng/kg	62.3 U	377 U	922 U	2,170 U	474 U	792 U	336 U
PCB-161	ng/kg	12.8 U	77.5 U	190 U	448 U	97.7 U	164 U	69.4 U
PCB-162	ng/kg	868	6,380	7,970	16,800	8,770	5,790	4,440
PCB-164	ng/kg	2,030	16,800	15,600	58,300	19,500	17,100	7,000
PCB-165	ng/kg	364	2,940	3,530	7,410	3,390	2,730	2,050
PCB-167	ng/kg	2,300	18,900	22,400	51,400	30,000	19,200	10,800
PCB-169	ng/kg	14.8 U	90.0 U	219 U	517 U	179 J	188 U	139 J
PCB-170	ng/kg	9,280 E	70,000 E	85,900	285,000 E	110,000 E	86,900 E	46,300 E
PCB-171/173	ng/kg	3,830	29,600	35,400	103,000	40,000	31,700	19,000
PCB-172	ng/kg	2,710	20,500	27,800	73,800	30,600	24,700	15,100
PCB-174	ng/kg	6,120 E	44,700 E	46,200	160,000	57,400 E	51,700	24,500
PCB-175	ng/kg	1,040	8,250	11,600	27,200	11,500	9,630	5,830
PCB-176	ng/kg	1,120	8,940	10,300	35,200	11,800	9,820	5,220
PCB-177	ng/kg	11,100 E	81,300 E	89,300 E	262,000 E	105,000 E	84,200 E	55,100 E
PCB-178	ng/kg	8,930 E	69,400 E	103,000 E	224,000 E	96,900 E	81,700 E	55,200 E
PCB-179	ng/kg	4,840	38,900 E	43,400	148,000	47,600 E	45,500	23,800
PCB-180/193	ng/kg	30,100 E	214,000 E	271,000 E	855,000 E	341,000 E	263,000 E	148,000 E
PCB-181	ng/kg	99.8	794	954	3,590	1,250	885	542
PCB-182	ng/kg	373	2,910	4,850	8,790	4,080	3,350	2,390
PCB-183/185	ng/kg	13,500 E	103,000 E	142,000	355,000	145,000 E	115,000	71,100 E
PCB-184	ng/kg	259	1,720	3,430	7,550	2,930	2,630	1,860
PCB-186	ng/kg	14.8 U	90.0 U	219 U	517 U	113 U	188 U	80.0 U
PCB-187	ng/kg	50,200 E	383,000 E	557,000 E	1,300,000 E	558,000 E	435,000 E	298,000 E
PCB-188	ng/kg	1,570	11,100	24,000	44,800	18,200	13,700	10,700
PCB-189	ng/kg	472	3,440	4,750	12,300	6,170	4,150	2,740
PCB-190	ng/kg	1,810	13,200	15,900	62,100	20,500	17,700	8,670
PCB-191	ng/kg	428	3,120	3,690	11,600	4,820	3,510	1,990
PCB-192	ng/kg	12.8 U	77.5 U	190 U	448 U	97.7 U	164 U	69.4 U
PCB-194	ng/kg	6,690	52,600	88,200	184,000	100,000 E	76,000	41,900

Table C-23
Lipid Normalized Bluefish (Fillet) Analytical Results

Sample Name: / Date Analyzed:	Units	NB03FBLC468 01/18/16	NB03FBLC469 01/18/16	NB03FBLC471 01/18/16	NB03FBLC475 01/18/16	NB03FBLC476 01/18/16	NB03FBLC478 01/18/16	NB03FBLC479 01/18/16
PCB-195	ng/kg	1,720	12,100	16,600	55,500	22,900	18,800	9,780
PCB-196	ng/kg	5,070	39,400	72,500	138,000	71,200 E	60,400	32,400
PCB-197/200	ng/kg	42.5 U	11,200	19,000	42,800	18,800	16,400	10,100
PCB-198/199	ng/kg	16,200	122,000 E	265,000 E	441,000	248,000 E	217,000	104,000 E
PCB-201	ng/kg	3,910	30,300	58,700	101,000	50,200	41,700	27,800
PCB-202	ng/kg	12,700 E	96,900 E	197,000 E	304,000	168,000 E	138,000 E	88,900 E
PCB-203	ng/kg	7,170	56,300 E	130,000	236,000	124,000 E	101,000	46,000
PCB-204	ng/kg	63.7	346	856	1,630 J	675	706	502
PCB-205	ng/kg	314	2,190	2,900	9,030	3,890	3,460	1,810
PCB-206	ng/kg	16,300 E	131,000 E	315,000 E	424,000 E	236,000 E	413,000 E	101,000 E
PCB-207	ng/kg	2,330	16,600	34,900	58,300	27,800	40,800	15,200
PCB-208	ng/kg	10,800 E	74,400 E	150,000 E	256,000	122,000 E	215,000 E	65,600 E
PCB-209	ng/kg	11,000 E	70,600 E	112,000	266,000	94,600 E	368,000 E	63,900 E
Total PCB Congeners (209)	ng/kg	930,000 J	7,600,000 J	8,490,000 J	21,400,000 J	10,200,000 J	9,600,000 J	3,790,000 J
Semivolatiles								
1,2,4,5-Tetrachlorobenzene	ug/kg	3,300 U	21,000 U	49,000 U	110,000 U	25,000 U	41,000 U	18,000 U
1,2-Diphenylhydrazine	ug/kg	3,300 U	21,000 U	49,000 U	110,000 U	25,000 U	41,000 U	18,000 U
1-Methylnaphthalene	ug/kg	57 J	360 J	760 U	1,800 U	410 U	670 U	290 U
2,3,4,6-Tetrachlorophenol	ug/kg	13,000 U	81,000 U	190,000 U	450,000 U	100,000 U	170,000 U	72,000 U
2,4,5-Trichlorophenol	ug/kg	3,300 U	21,000 U	49,000 U	110,000 U	25,000 U	41,000 U	18,000 U
2,4,6-Trichlorophenol	ug/kg	3,300 U	21,000 U	49,000 U	110,000 U	25,000 U	41,000 U	18,000 U
2,4-Dichlorophenol	ug/kg	3,300 U	21,000 U	49,000 U	110,000 U	25,000 U	41,000 U	18,000 U
2,4-Dimethylphenol	ug/kg	3,300 U	21,000 U	49,000 U	110,000 U	25,000 U	41,000 U	18,000 U
2,4-Dinitrophenol	ug/kg	60,000 UJ	380,000 UJ	880,000 UJ	2,100,000 UJ	460,000 UJ	740,000 UJ	330,000 UJ
2,4-Dinitrotoluene	ug/kg	13,000 U	81,000 U	190,000 U	450,000 U	100,000 U	170,000 U	72,000 U
2,6-Dinitrotoluene	ug/kg	3,300 U	21,000 U	49,000 U	110,000 U	25,000 U	41,000 U	18,000 U
2-Chloronaphthalene	ug/kg	1,300 UJ	8,100 UJ	19,000 UJ	45,000 UJ	10,000 UJ	17,000 UJ	7,200 UJ
2-Chlorophenol	ug/kg	3,300 U	21,000 U	49,000 U	110,000 U	25,000 U	41,000 U	18,000 U
2-Methylnaphthalene	ug/kg	57 J	350 J	760 UJ	1,800 U	410 UJ	670 U	290 UJ
2-Methylphenol (o-cresol)	ug/kg	3,300 U	21,000 U	49,000 U	110,000 U	25,000 U	41,000 U	18,000 U
2-Nitroaniline	ug/kg	3,300 U	21,000 U	49,000 U	110,000 U	25,000 U	41,000 U	18,000 U
2-Nitrophenol	ug/kg	3,300 U	21,000 U	49,000 U	110,000 U	25,000 U	41,000 U	18,000 U
3,3'-Dichlorobenzidine	ug/kg	20,000 UJ	130,000 UJ	290,000 UJ	690,000 UJ	150,000 UJ	240,000 UJ	110,000 UJ
3-Nitroaniline	ug/kg	13,000 U	81,000 U	190,000 U	450,000 U	100,000 U	170,000 U	72,000 U
4,6-Dinitro-2-methylphenol	ug/kg	33,000 U	210,000 U	490,000 U	1,100,000 U	250,000 U	410,000 U	180,000 U
4-Bromophenyl phenyl ether	ug/kg	3,300 U	21,000 U	49,000 U	110,000 U	25,000 U	41,000 U	18,000 U
4-Chloro-3-methylphenol	ug/kg	3,300 U	21,000 U	49,000 U	110,000 U	25,000 U	41,000 U	18,000 U
4-Chloroaniline	ug/kg	6,700 U	42,000 U	99,000 U	230,000 U	52,000 U	83,000 U	37,000 U
4-Chlorophenyl phenyl ether	ug/kg	3,300 U	21,000 U	49,000 U	110,000 U	25,000 U	41,000 U	18,000 U
4-Methylphenol (p-cresol)	ug/kg	3,300 U	21,000 U	49,000 U	110,000 U	25,000 U	41,000 U	18,000 U
4-Nitroaniline	ug/kg	13,000 U	81,000 U	190,000 U	450,000 U	100,000 U	170,000 U	72,000 U
4-Nitrophenol	ug/kg	33,000 UJ	210,000 UJ	490,000 UJ	1,100,000 UJ	250,000 UJ	410,000 UJ	180,000 UJ
Acenaphthene	ug/kg	53 U	330 U	760 U	1,800 U	410 U	670 U	290 U
Acenaphthylene	ug/kg	53 U	330 U	760 U	1,800 U	410 U	670 U	290 U
Acetophenone	ug/kg	3,300 U	21,000 U	49,000 U	110,000 U	25,000 U	41,000 U	18,000 U

Table C-23
Lipid Normalized Bluefish (Fillet) Analytical Results

Sample Name: / Date Analyzed:	Units	NB03FBLC468 01/18/16	NB03FBLC469 01/18/16	NB03FBLC471 01/18/16	NB03FBLC475 01/18/16	NB03FBLC476 01/18/16	NB03FBLC478 01/18/16	NB03FBLC479 01/18/16
Anthracene	ug/kg	53 U	330 U	760 U	1,800 U	410 U	670 U	290 U
Atrazine	ug/kg	6,700 U	42,000 U	99,000 U	230,000 U	52,000 U	83,000 U	37,000 U
Benzaldehyde	ug/kg	13,000 UJ	81,000 UJ	190,000 UJ	450,000 UJ	100,000 UJ	170,000 UJ	72,000 UJ
Benzidine	ug/kg	140,000 UJ	880,000 UJ	2,100,000 UJ	4,800,000 UJ	1,100,000 UJ	1,800,000 UJ	780,000 UJ
Benzo(a)anthracene	ug/kg	53 U	330 U	760 U	1,800 U	410 U	670 U	290 U
Benzo(a)pyrene	ug/kg	53 U	330 U	760 U	1,800 U	410 U	670 U	290 U
Benzo(b)fluoranthene	ug/kg	53 U	330 U	760 U	1,800 U	410 U	670 U	290 U
Benzo(g,h,i)perylene	ug/kg	53 U	330 U	760 U	1,800 U	410 U	670 U	290 U
Benzo(j)+(k)fluoranthene	ug/kg	53 U	330 U	760 U	1,800 U	410 U	670 U	290 U
Benzo[e]pyrene	ug/kg	53 U	330 U	760 U	1,800 U	410 U	670 U	290 U
Benzoic acid	ug/kg	33,000 UJ	210,000 UJ	490,000 UJ	1,100,000 UJ	250,000 UJ	410,000 UJ	180,000 UJ
Benzyl butyl phthalate	ug/kg	13,000 U	81,000 U	190,000 U	450,000 U	100,000 U	170,000 U	72,000 U
Biphenyl (diphenyl)	ug/kg	3,300 U	21,000 U	49,000 U	110,000 U	25,000 U	41,000 U	18,000 U
Bis(2-chloroethoxy) methane	ug/kg	3,300 U	21,000 U	49,000 U	110,000 U	25,000 U	41,000 U	18,000 U
Bis(2-chloroethyl) ether (2-Chloroethyl ether)	ug/kg	3,300 U	21,000 U	49,000 U	110,000 U	25,000 U	41,000 U	18,000 U
Bis(2-chloroisopropyl) ether	ug/kg	3,300 U	21,000 U	49,000 U	110,000 U	25,000 U	41,000 U	18,000 U
Bis(2-Ethylhexyl) phthalate	ug/kg	13,000 U	81,000 U	190,000 U	450,000 U	100,000 U	170,000 U	72,000 U
C1-Chrysenes	ug/kg	53 U	330 U	760 U	1,800 U	410 U	670 U	290 U
C1-Fluoranthenes/pyrenes	ug/kg	53 U	330 U	760 U	1,800 U	410 U	670 U	290 U
C1-Fluorenes	ug/kg	53 U	330 U	760 U	1,800 U	410 U	670 U	290 U
C1-Naphthalenes	ug/kg	72 J	440 J	760 U	1,800 U	410 U	670 U	290 U
C1-Phenanthrene/anthracene	ug/kg	53 U	330 U	760 U	1,800 U	410 U	670 U	290 U
C2-Chrysene	ug/kg	53 U	330 U	760 U	1,800 U	410 U	670 U	290 U
C2-Fluoranthenes/pyrene	ug/kg	53 U	330 U	760 U	1,800 U	410 U	670 U	290 U
C2-Fluorenes	ug/kg	53 U	330 U	760 U	1,800 U	410 U	670 U	290 U
C2-Naphthalenes	ug/kg	53 U	330 U	760 U	1,800 U	410 U	670 U	290 U
C2-Phenanthrene/anthracene	ug/kg	53 U	330 U	760 U	1,800 U	410 U	670 U	290 U
C3-Chrysene	ug/kg	53 U	330 U	760 U	1,800 U	410 U	670 U	290 U
C3-Fluoranthenes/pyrene	ug/kg	53 U	330 U	760 U	1,800 U	410 U	670 U	290 U
C3-Fluorenes	ug/kg	53 U	330 U	760 U	1,800 U	410 U	670 U	290 U
C3-Naphthalenes	ug/kg	53 U	330 U	760 U	1,800 U	410 U	670 U	290 U
C3-Phenanthrene/anthracene	ug/kg	53 U	330 U	760 U	1,800 U	410 U	670 U	290 U
C4-Chrysene	ug/kg	53 U	330 U	760 U	1,800 U	410 U	670 U	290 U
C4-Naphthalenes	ug/kg	53 U	330 U	760 U	1,800 U	410 U	670 U	290 U
C4-Phenanthrene/anthracene	ug/kg	53 U	330 U	760 U	1,800 U	410 U	670 U	290 U
Caprolactam	ug/kg	6,700 U	42,000 U	99,000 U	230,000 U	52,000 U	83,000 U	37,000 U
Carbazole	ug/kg	3,300 U	21,000 U	49,000 U	110,000 U	25,000 U	41,000 U	18,000 U
Chrysene	ug/kg	53 U	330 U	760 U	1,800 U	410 U	670 U	290 U
Dibenz(a,h)anthracene	ug/kg	53 U	330 U	760 U	1,800 U	410 U	670 U	290 U
Dibenzofuran	ug/kg	3,300 U	21,000 U	49,000 U	110,000 U	25,000 U	41,000 U	18,000 U
Diethyl phthalate	ug/kg	13,000 U	81,000 U	190,000 U	450,000 U	100,000 U	170,000 U	72,000 U
Dimethyl phthalate	ug/kg	13,000 U	81,000 U	190,000 U	450,000 U	100,000 U	170,000 U	72,000 U
Di-n-butyl phthalate	ug/kg	13,000 U	81,000 U	190,000 U	450,000 U	100,000 U	170,000 U	72,000 U
Di-n-octylphthalate	ug/kg	13,000 U	81,000 U	190,000 U	450,000 U	100,000 U	170,000 U	72,000 U
Fluoranthene	ug/kg	53 U	330 U	760 U	1,800 U	720 J	670 U	290 U

Table C-23
Lipid Normalized Bluefish (Fillet) Analytical Results

Sample Name: / Date Analyzed:	Units	NB03FBLC468 01/18/16	NB03FBLC469 01/18/16	NB03FBLC471 01/18/16	NB03FBLC475 01/18/16	NB03FBLC476 01/18/16	NB03FBLC478 01/18/16	NB03FBLC479 01/18/16
Fluorene	ug/kg	53 U	330 U	760 U	1,800 U	410 U	670 U	290 U
Hexachlorobutadiene	ug/kg	3,300 U	21,000 U	49,000 U	110,000 U	25,000 U	41,000 U	18,000 U
Hexachlorocyclopentadiene	ug/kg	33,000 U	210,000 U	490,000 U	1,100,000 U	250,000 U	410,000 U	180,000 U
Hexachloroethane	ug/kg	6,700 U	42,000 U	99,000 U	230,000 U	52,000 U	83,000 U	37,000 U
Indeno(1,2,3-c,d)pyrene	ug/kg	53 U	330 U	760 U	1,800 U	410 U	670 U	290 U
Isophorone	ug/kg	3,300 U	21,000 U	49,000 U	110,000 U	25,000 U	41,000 U	18,000 U
Naphthalene	ug/kg	64 J	440 J	760 U	1,800 U	410 U	670 U	290 U
Nitrobenzene	ug/kg	3,300 U	21,000 U	49,000 U	110,000 U	25,000 U	41,000 U	18,000 U
N-Nitrosodi-n-propylamine	ug/kg	3,300 U	21,000 U	49,000 U	110,000 U	25,000 U	41,000 U	18,000 U
N-Nitrosodiphenylamine	ug/kg	3,300 U	21,000 U	49,000 U	110,000 U	25,000 U	41,000 U	18,000 U
Pentachlorophenol	ug/kg	6,700 U	42,000 U	99,000 U	230,000 U	52,000 U	83,000 U	37,000 U
Perylene	ug/kg	53 U	330 U	760 U	1,800 U	410 U	670 U	290 U
Phenanthrene	ug/kg	53 U	330 U	760 U	1,800 U	410 U	670 U	290 U
Phenol	ug/kg	3,300 U	21,000 U	49,000 U	110,000 U	25,000 U	41,000 U	18,000 U
Pyrene	ug/kg	53 U	330 U	760 U	1,800 U	1,300	670 U	290 U
Pyridine	ug/kg	13,000 UJ	81,000 UJ	190,000 UJ	450,000 UJ	100,000 UJ	170,000 UJ	72,000 UJ
Total HMW PAHs	ug/kg	53 U	330 U	770 U	1,800 U	2,000 J	670 U	290 U
Total LMW PAHs	ug/kg	120 J	790 J	770 U	1,800 U	410 U	670 U	290 U
Total PAHs	ug/kg	120 J	790 J	770 U	1,800 U	2,000 J	670 U	290 U

Table C-23
Lipid Normalized Bluefish (Fillet) Analytical Results

Sample Name: / Date Analyzed:	Units	NB03FBLC481 01/18/16	NB03FBL-COMP01 12/15/15	NB03FBL-COMP02 12/15/15	NB03FBL-COMP03 12/15/15	NB03FBL-COMP04 12/07/15	NB03FBL-COMP05 12/07/15
Dioxins/Furans							
1,2,3,4,6,7,8-HpCDD	ng/kg	20.5 JBQ	5.19 JBQ	12.6 JBQ	11.4 JB	16.1 JBQ	9.64 JBQ
1,2,3,4,6,7,8-HpCDF	ng/kg	66.5 JBQ	23.0 JB	10.7 JBQ	27.9 JBQ	54.3 JBQ	76.4 JB
1,2,3,4,7,8,9-HpCDF	ng/kg	11.1 U	3.26 U	4.64 U	4.74 U	10.0 U	7.29 JBQ
1,2,3,4,7,8-HxCDD	ng/kg	6.40 U	2.79 JBQ	2.14 U	4.66 JBQ	8.71 U	12.0 JB
1,2,3,4,7,8-HxCDF	ng/kg	7.65 JB	7.57 JBQ	3.26 JB	7.39 JBQ	9.59 U	14.9 JB
1,2,3,6,7,8-HxCDD	ng/kg	29.5 JQ	10.9 J	8.76 JQ	19.0 J	23.1 JQ	20.0 JBQ
1,2,3,6,7,8-HxCDF	ng/kg	16.3 JBQ	13.2 JBQ	7.38 JB	11.1 JBQ	18.7 JB	35.7 JB
1,2,3,7,8,9-HxCDD	ng/kg	10.5 JBQ	1.95 U	4.90 J	2.08 U	8.80 U	6.59 JB
1,2,3,7,8,9-HxCDF	ng/kg	22.4 JBQ	6.06 JBQ	7.99 JBQ	5.15 JBQ	20.1 JB	7.04 JBQ
1,2,3,7,8-PCDD	ng/kg	65.8 JBQ	23.4 JQ	9.19 U	9.42 U	22.0 JBQ	9.36 U
1,2,3,7,8-PCDF	ng/kg	56.8 JB	42.2 JB	41.3 JB	51.0 JB	33.1 JBQ	123 JB
2,3,4,6,7,8-HxCDF	ng/kg	7.78 JBQ	1.72 JBQ	3.03 JBQ	3.07 JBQ	9.33 U	8.93 JBQ
2,3,4,7,8-PCDF	ng/kg	71.8 JBQ	44.5 JB	33.2 JB	52.2 JB	25.5 JB	73.6 JB
2,3,7,8-TCDD	ng/kg	114 J	142	82.9 J	109	39.2 JQ	181
2,3,7,8-TCDF	ng/kg	18.5 U	25.6 J	20.4 J	24.3 JQ	20.2 U	42.1 J
OCDD	ng/kg	26.0 JBQ	12.6 JB	17.5 JBQ	21.2 JB	42.9 JBQ	22.7 JB
OCDF	ng/kg	22.4 JBQ	3.34 JBQ	7.38 JBQ	6.14 JBQ	43.7 JQ	10.9 JBQ
Butyltins							
Dibutyltin	ug/kg	330 UJ	86 U	120 U	100 U	270 U	86 U
Monobutyltin	ug/kg	5,000 UJCN	1,400 UCN	2,000 UCN	1,600 UCN	4,300 UCN	1,400 UCN
Tetra-n-butyltin	ug/kg	430 UJ	110 U	160 U	130 U	350 U	110 U
Tributyltin	ug/kg	380 UJ	100 U	140 U	120 U	310 U	100 U
Aroclor PCBs							
Aroclor 1016	ug/kg	1,800 U	510 U	740 U	590 U	1,500 U	510 U
Aroclor 1221	ug/kg	2,300 U	650 U	950 U	760 U	1,900 U	650 U
Aroclor 1232	ug/kg	4,000 U	1,100 U	1,600 U	1,300 U	3,300 U	1,100 U
Aroclor 1242	ug/kg	1,700 U	470 U	680 U	540 U	1,300 U	460 U
Aroclor 1248	ug/kg	1,700 U	4,300	2,900 J	2,700 J	1,300 U	6,900
Aroclor 1254	ug/kg	4,000 J	3,600	5,600	4,800	2,700 JP	12,000
Aroclor 1260	ug/kg	2,500 U	1,300 J	2,000 J	2,800	2,000 U	4,000
Aroclor 1262	ug/kg	1,700 U	470 U	680 U	540 U	1,300 U	460 U
Aroclor 1268	ug/kg	1,700 U	470 U	680 U	540 U	1,300 U	460 U
Total Aroclor PCBs (Sum Of 7 Aroclors)	ug/kg	4,000 J	9,100 J	10,000 J	10,000 J	2,700 J	23,000
Total Aroclor PCBs (Sum Of 9 Aroclors)	ug/kg	4,000 J	9,100 J	10,000 J	10,000 J	2,700 J	23,000
Pesticides							
2,4'-DDD	pg/g	31,800 J	85,000 B	42,100 B	37,100 B	18,000	13,900
2,4'-DDE	pg/g	75,800 J	108,000 B	57,400 B	68,000 B	30,600 J	44,400
2,4'-DDT	pg/g	8,530 J	9,640	23,300	7,540	2,200 UJ	5,810
4,4'-DDD	pg/g	240,000 J	479,000 B	349,000 B	289,000 B	124,000	184,000
4,4'-DDE	pg/g	1,180,000 BJ	893,000 B	1,190,000 B	1,080,000 B	755,000 B	736,000 B
4,4'-DDT	pg/g	43,000 J	42,600 B	136,000 B	38,900 B	19,300	23,700
Aldrin	pg/g	2,290 UJ	1,040 J	616 J	763 U	1,870 U	382 J
Alpha BHC	pg/g	2,730 J	2,180 J	2,530 J	2,470 J	3,330 J	1,080 J
Alpha endosulfan	pg/g	14,400 UJ	4,100 U	5,920 U	4,780 U	11,700 UJ	4,100 U

Table C-23
Lipid Normalized Bluefish (Fillet) Analytical Results

Sample Name: / Date Analyzed:	Units	NB03FBLC481 01/18/16	NB03FBL-COMP01 12/15/15	NB03FBL-COMP02 12/15/15	NB03FBL-COMP03 12/15/15	NB03FBL-COMP04 12/07/15	NB03FBL-COMP05 12/07/15
Beta BHC	pg/g	2,530 J	2,280 J	3,440 J	3,030 J	2,370 J	1,030 J
Beta endosulfan	pg/g	14,600 UJ	4,160 U	6,010 U	4,860 U	11,900 U	4,160 U
cis-Chlordane	pg/g	175,000 J	337,000	160,000	155,000	75,300	149,000
cis-Nonachlor	pg/g	74,500 J	81,400	74,000	57,300	39,200	52,800
Delta BHC	pg/g	1,270 UJ	363 U	524 U	423 U	1,040 U	363 U
Dieldrin	pg/g	143,000 DJ	211,000	104,000	116,000	80,200	62,800
Endosulfan sulfate	pg/g	15,800 UJ	4,520 U	5,250 J	5,280 U	12,900 U	4,520 U
Endrin	pg/g	3,480 UJ	1,660 J	966 J	1,160 U	2,840 UJ	993 U
Endrin aldehyde	pg/g	32,800 UJ	9,360 U	13,500 U	10,900 U	26,700 U	9,360 U
Endrin ketone	pg/g	19,000 UJ	5,430 U	3,730 J	6,330 U	15,500 U	5,430 U
Gamma BHC (Lindane)	pg/g	1,850 J	1,240 J	1,940 J	1,740 J	1,980 J	821 J
Heptachlor	pg/g	8,130 UJ	2,320 U	3,350 U	786 J	6,630 UJ	2,320 UJ
Heptachlor epoxide	pg/g	40,800 J	52,800	31,900	39,800	22,400	17,700
Hexachlorobenzene	pg/g	55,500 BJ	51,900 B	46,000 B	44,600 B	25,900 B	18,100 B
Methoxychlor	pg/g	9,730 UJ	2,780 UJ	4,010 UJ	3,240 UJ	7,940 UJ	2,780 UJ
Mirex	pg/g	20,400 J	6,060	8,840	15,300	1,900 U	4,630
Oxychlordane	pg/g	26,300 J	22,200	22,600	26,400	2,040 U	15,800
Trans-chlordane	pg/g	79,500 JD	169,000	64,100	67,600	38,000	52,400
Trans-heptachlor epoxide	pg/g	4,250 UJ	1,210 U	1,750 U	1,420 U	3,470 U	1,210 U
Trans-nonachlor	pg/g	195,000 J	241,000	197,000	167,000	90,800 J	146,000
Total Alpha + Gamma Chlordane	pg/g	255,000 J	506,000	224,000	223,000	113,000	202,000
Total DDT (2,4)	pg/g	116,000 J	203,000	123,000	113,000	48,600 J	64,200
Total DDT (4,4)	pg/g	1,460,000 J	1,410,000	1,670,000	1,400,000	898,000	944,000
Total DDT (2,4 & 4,4)	pg/g	1,570,000 J	1,620,000	1,790,000	1,520,000	947,000 J	1,010,000
PCB Congeners							
PCB-1	ng/kg	1,940	1,860 B	2,210 B	1,810 B	2,630	1,170
PCB-2	ng/kg	170 U	49.6 U	70.1 U	74.5 J	146 J	68.6 J
PCB-3	ng/kg	285 J	77.9 U	110 U	90.0 U	216 U	77.9 U
PCB-4	ng/kg	40,300 B	33,100 E	31,500 E	25,800 E	33,100	17,600
PCB-5	ng/kg	194 U	217 J	80.1 U	156 J	158 U	107 J
PCB-6	ng/kg	3,400 B	8,430	2,960	2,640	3,760	2,110
PCB-7	ng/kg	563	633	481	343	486	56.7 U
PCB-8	ng/kg	11,600 B	12,100 B	9,200 B	8,080 B	11,300 B	6,260 B
PCB-9	ng/kg	1,080	1,430	887	728	998	592
PCB-10	ng/kg	3,730	3,940	3,750	3,230	3,610	1,770
PCB-11	ng/kg	825 U	1,150	1,780	1,760	671 U	241 U
PCB-12/13	ng/kg	463 U	306 J	311 J	298 J	376 U	163 J
PCB-14	ng/kg	194 U	56.6 U	80.1 U	65.2 U	158 U	56.7 U
PCB-15	ng/kg	1,500	114 U	160 U	130 U	316 U	114 U
PCB-16	ng/kg	21,500 B	35,900 E	19,300	16,900	21,200	13,100
PCB-17	ng/kg	38,500 B	43,400 E	29,500	25,700 E	33,700	21,600 E
PCB-18/30	ng/kg	64,800 B	138,000 E	54,700	47,100	58,800 B	43,400 BE
PCB-19	ng/kg	26,500	25,400 E	18,900	16,000	20,800	13,600
PCB-20/28	ng/kg	117,000 B	221,000 BE	98,600 BE	82,300 BE	92,900	96,400 E
PCB-21/33	ng/kg	16,100	28,900	13,200	10,800	14,300	10,900

Table C-23
Lipid Normalized Bluefish (Fillet) Analytical Results

Sample Name: / Date Analyzed:	Units	NB03FBLC481 01/18/16	NB03FBL-COMP01 12/15/15	NB03FBL-COMP02 12/15/15	NB03FBL-COMP03 12/15/15	NB03FBL-COMP04 12/07/15	NB03FBL-COMP05 12/07/15
PCB-22	ng/kg	20,800 B	42,800 BE	16,600 B	14,300 B	17,300	15,100
PCB-23	ng/kg	170 U	130 J	70.1 U	57.0 U	138 U	69.4 J
PCB-24	ng/kg	243 U	70.8 U	100 U	81.5 U	197 U	70.9 U
PCB-25	ng/kg	10,200	36,400 E	8,360	6,400	7,800	7,500
PCB-26/29	ng/kg	26,000	61,900 E	20,600	16,800	20,600	20,600
PCB-27	ng/kg	12,100	20,100	10,200	9,080	11,400	8,140
PCB-31	ng/kg	52,800 B	136,000 BE	46,900 BE	41,100 BE	47,100	44,800 E
PCB-32	ng/kg	38,800 B	54,100 BE	27,000 B	23,600 B	32,700	25,500 E
PCB-34	ng/kg	1,020	2,050	800	630	863	850
PCB-35	ng/kg	219 U	63.7 U	90.1 U	73.3 U	178 U	63.8 U
PCB-36	ng/kg	3,430	56.6 U	80.1 U	65.2 U	158 U	56.7 U
PCB-37	ng/kg	2,280	2,990	1,800	1,880	1,980	1,260
PCB-38	ng/kg	182 J	49.6 U	70.1 U	74.3 J	138 U	49.6 U
PCB-39	ng/kg	403 J	771	359	264	314 J	306
PCB-40/71	ng/kg	73,800	156,000 E	58,900	44,800	58,400	57,200
PCB-41	ng/kg	4,730	5,980	2,700	2,350	3,940	2,960
PCB-42	ng/kg	56,800	118,000 E	46,800	33,300	43,100	58,600 E
PCB-43	ng/kg	8,150	13,000	5,600	4,430	6,370	6,010
PCB-44/47/65	ng/kg	229,000	422,000 E	190,000 E	138,000	178,000	239,000 E
PCB-45	ng/kg	R	34,900	15,900	11,900	15,400	13,100
PCB-46	ng/kg	7,500	13,100	6,070	5,160	6,450	4,900
PCB-48	ng/kg	19,200	46,900 E	15,300	11,000	16,900	14,800
PCB-49/69	ng/kg	173,000	340,000 E	147,000 E	103,000 E	138,000	201,000 E
PCB-50/53	ng/kg	29,300	67,400	25,700	20,700	25,300	23,400
PCB-51	ng/kg	17,200	29,500	13,100	11,600	14,400	13,800
PCB-52	ng/kg	275,000 BE	476,000 E	222,000 E	168,000 E	204,000 BE	277,000 BE
PCB-54	ng/kg	2,580	3,350	1,870	1,690	1,980	1,640
PCB-55	ng/kg	830 J	85.0 U	121 U	97.5 U	237 U	85.0 U
PCB-56	ng/kg	36,000	84,300 E	28,200	20,800	27,800	31,400
PCB-57	ng/kg	6,330	1,660	973	634	1,090	1,210
PCB-58	ng/kg	1,200 J	2,010	1,070	807	1,110	1,390
PCB-60	ng/kg	20,900	31,000	18,900	13,300	17,500	21,900
PCB-61/70/74/76	ng/kg	202,000	408,000 E	191,000	136,000	179,000	239,000 E
PCB-62/75	ng/kg	21,400	35,800	15,900	12,100	16,300	21,400
PCB-63	ng/kg	9,350	13,900	9,150	6,490	8,840	11,800
PCB-64	ng/kg	77,300	157,000 BE	61,600 BE	42,900 B	54,900	81,400 E
PCB-66	ng/kg	144,000	251,000 BE	143,000 BE	97,500 BE	141,000 E	194,000 E
PCB-67	ng/kg	3,880	8,430	3,260	2,480	3,290	3,760
PCB-68	ng/kg	4,130	4,710	4,440	2,930	4,060	5,200
PCB-72	ng/kg	5,930	6,900	5,620	4,140	5,690	6,790
PCB-73	ng/kg	340 U	99.3 U	140 U	114 U	986 J	1,190
PCB-77	ng/kg	5,500	11,900	5,520	5,230	4,120	3,640
PCB-78	ng/kg	1,700	114 U	160 U	130 U	316 U	114 U
PCB-79	ng/kg	2,320	2,490	2,260	1,390	2,180	2,490
PCB-80	ng/kg	268 U	77.9 U	110 U	90.0 U	216 U	77.9 U

Table C-23
Lipid Normalized Bluefish (Fillet) Analytical Results

Sample Name: / Date Analyzed:	Units	NB03FBLC481 01/18/16	NB03FBL-COMP01 12/15/15	NB03FBL-COMP02 12/15/15	NB03FBL-COMP03 12/15/15	NB03FBL-COMP04 12/07/15	NB03FBL-COMP05 12/07/15
PCB-81	ng/kg	R	521	226 J	147 U	355 U	236 J
PCB-82	ng/kg	24,400	32,500	18,800	11,800	16,500	22,800
PCB-83	ng/kg	14,600	17,100	13,200	7,610	13,600	16,500
PCB-84	ng/kg	44,300	77,900 E	37,100	24,800	31,200	39,600
PCB-85/116/117	ng/kg	72,000	76,400	69,800	40,200	61,600	71,100
PCB-86/87/97/109/119/125	ng/kg	194,000	238,000	175,000	105,000	161,000	196,000
PCB-88	ng/kg	535 U	156 U	221 U	179 U	435 U	156 U
PCB-89	ng/kg	1,770	3,090	1,190	827	1,170	1,060
PCB-90/101/113	ng/kg	433,000 B	449,000 BE	409,000 BE	235,000 BE	378,000 BE	419,000 BE
PCB-91	ng/kg	59,500	81,400 E	48,500	30,300	44,100	54,900 E
PCB-92	ng/kg	94,800	92.1 U	82,400 E	54,100 E	82,200	90,700 E
PCB-93/100	ng/kg	17,300	19,100	12,600	8,750	14,900	14,800
PCB-94	ng/kg	2,280	4,020	1,820	1,410	1,800	2,060
PCB-95	ng/kg	164,000 E	264,000 E	154,000 E	100,000 E	155,000 E	201,000 E
PCB-96	ng/kg	1,650	3,390	1,460	123 U	1,240	1,260
PCB-98/102	ng/kg	12,400	19,100	8,780	6,180	8,760	8,790
PCB-99	ng/kg	353,000 E	330,000 E	373,000 E	228,000 E	361,000 E	344,000 E
PCB-103	ng/kg	10,500	10,700	8,470	5,500	9,100	9,360
PCB-104	ng/kg	700 J	1,040	496 J	414	524 J	494
PCB-105	ng/kg	91,500	92,100 E	107,000 E	64,500 E	88,800	87,100 E
PCB-106	ng/kg	413 U	120 U	170 U	138 U	335 U	121 U
PCB-107	ng/kg	43,500	32,100	54,600	34,000	50,800	46,400 E
PCB-108/124	ng/kg	8,730	10,100	8,900	5,650	7,900	7,290
PCB-110/115	ng/kg	315,000 E	R	289,000 BE	173,000 BE	769 U	330,000 E
PCB-111	ng/kg	2,320	1,210	2,380	1,640	2,730	2,100
PCB-112	ng/kg	340 U	99.3 U	140 U	114 U	276 U	99.3 U
PCB-114	ng/kg	5,780	5,740	6,150	3,680	4,980	5,160
PCB-118	ng/kg	358,000 E	351,000 BE	479,000 BE	277,000 BE	386,000 E	359,000 E
PCB-120	ng/kg	9,480	5,110	10,200	5,990	10,900	8,430
PCB-121	ng/kg	733 J	523	616	262 J	747 J	638
PCB-122	ng/kg	1,880	2,510	1,280	797	237 U	1,540
PCB-123	ng/kg	4,930	6,240	7,020	4,180	5,670	6,240
PCB-126	ng/kg	3,830	672	1,460	716	924 J	907
PCB-127	ng/kg	480 J	353 J	140 U	114 U	476 J	582
PCB-128/166	ng/kg	73,000	51,400	82,800	49,600	76,300	65,500
PCB-129/138/163	ng/kg	715,000 E	495,000 E	810,000 E	513,000 E	798,000 E	668,000 E
PCB-130	ng/kg	39,800	26,900	40,800	28,300	42,700	37,900
PCB-131	ng/kg	3,450	3,040	3,080	1,860	2,940	3,120
PCB-132	ng/kg	82,300	85,700 E	77,500 E	49,500 E	73,100	80,700 E
PCB-133	ng/kg	27,800	16,400	26,800	21,600	31,200	22,400
PCB-134	ng/kg	20,600	18,300	19,800	13,600	19,800	21,200
PCB-135/151	ng/kg	175,000	164,000 E	195,000 E	132,000 E	166,000	156,000 E
PCB-136	ng/kg	31,800	38,900	33,900	22,000	26,900	26,600
PCB-137	ng/kg	21,000	15,800	19,600	11,500	20,300	17,900
PCB-139/140	ng/kg	10,800	8,290	11,100	7,190	11,900	9,930

Table C-23
Lipid Normalized Bluefish (Fillet) Analytical Results

Sample Name: / Date Analyzed:	Units	NB03FBLC481 01/18/16	NB03FBL-COMP01 12/15/15	NB03FBL-COMP02 12/15/15	NB03FBL-COMP03 12/15/15	NB03FBL-COMP04 12/07/15	NB03FBL-COMP05 12/07/15
PCB-141	ng/kg	48,000	47,100 BE	44,600 B	31,300 B	51,600	47,500 E
PCB-142	ng/kg	413 U	R	170 U	138 U	335 U	121 U
PCB-143	ng/kg	803 U	234 U	330 U	269 U	651 U	234 U
PCB-144	ng/kg	15,200	16,500	17,700	10,400	14,400	14,100
PCB-145	ng/kg	388 U	166 J	160 U	130 U	316 U	114 U
PCB-146	ng/kg	208,000 E	R	210,000 E	130,000 E	222,000 E	174,000 E
PCB-147/149	ng/kg	368,000 BE	316,000 BE	347,000 BE	233,000 BE	361,000 BE	347,000 BE
PCB-148	ng/kg	12,100	5,710	9,010	5,780	9,920	5,990
PCB-150	ng/kg	5,350	3,860	4,180	3,940	4,800	2,870
PCB-152	ng/kg	503 J	493	306 J	288 J	314 J	99.3 U
PCB-153/168	ng/kg	920,000 BE	576,000 BE	971,000 BE	568,000 BE	980,000 BE	771,000 BE
PCB-154	ng/kg	57,500	33,400	48,400	30,500	49,400	31,100
PCB-155	ng/kg	8,480	5,760	6,530	4,990	7,780	5,220
PCB-156/157	ng/kg	41,500	32,500	51,600	32,300	44,700	38,200
PCB-158	ng/kg	37,300	30,800	38,500	23,100	37,600	33,400
PCB-159	ng/kg	340 U	99.3 U	140 U	114 U	276 U	99.3 U
PCB-160	ng/kg	1,530 U	446 U	631 U	513 U	1,240 U	446 U
PCB-161	ng/kg	315 U	R	130 U	106 U	257 U	92.1 U
PCB-162	ng/kg	6,430	4,290	6,890	5,270	9,000	6,890
PCB-164	ng/kg	21,300	20,200	18,800	12,900	20,100	20,300
PCB-165	ng/kg	3,030	R	3,100	2,140	3,650	2,640
PCB-167	ng/kg	21,500	15,500	25,800	16,300	R	18,400
PCB-169	ng/kg	365 U	106 U	151 U	123 U	296 U	106 U
PCB-170	ng/kg	96,000	69,000 E	102,000 E	78,200 E	116,000	85,000 E
PCB-171/173	ng/kg	36,000	R	38,000	27,900	44,500	33,700
PCB-172	ng/kg	31,500	18,400	25,100	23,100	31,400	23,900
PCB-174	ng/kg	59,500	R	49,300	42,200	58,200	55,600 E
PCB-175	ng/kg	13,700	R	10,300	8,500	12,000	8,570
PCB-176	ng/kg	12,700	9,430	12,100	9,170	12,100	10,200
PCB-177	ng/kg	87,800	R	92,200 E	81,300 E	105,000	86,400 E
PCB-178	ng/kg	117,000	R	84,500 E	80,500 E	97,300	67,600 E
PCB-179	ng/kg	54,000	38,700	50,800	40,400	51,800	42,900 E
PCB-180/193	ng/kg	318,000 E	215,000 E	301,000 E	238,000 E	355,000 E	254,000 E
PCB-181	ng/kg	1,300	R	1,030	799	1,380	1,000
PCB-182	ng/kg	5,080	R	3,210	3,070	4,900	2,970
PCB-183/185	ng/kg	147,000	R	128,000 E	98,300 E	152,000	112,000 E
PCB-184	ng/kg	3,450	1,560	2,070	1,370	2,980	2,210
PCB-186	ng/kg	365 U	106 U	151 U	123 U	296 U	106 U
PCB-187	ng/kg	580,000 E	R	494,000 E	438,000 E	516,000 E	377,000 E
PCB-188	ng/kg	22,800	8,360	12,600	15,500	17,100	8,000
PCB-189	ng/kg	4,730	3,050	4,630	3,800	4,900	3,430
PCB-190	ng/kg	20,200	14,900	20,700	15,900	23,900	17,100
PCB-191	ng/kg	4,600	3,190	4,370	3,460	5,390	3,870
PCB-192	ng/kg	315 U	92.1 U	130 U	106 U	257 U	92.1 U
PCB-194	ng/kg	95,000	44,000	63,300	81,000 E	69,400	44,600

Table C-23
Lipid Normalized Bluefish (Fillet) Analytical Results

Sample Name: / Date Analyzed:	Units	NB03FBLC481 01/18/16	NB03FBL-COMP01 12/15/15	NB03FBL-COMP02 12/15/15	NB03FBL-COMP03 12/15/15	NB03FBL-COMP04 12/07/15	NB03FBL-COMP05 12/07/15
PCB-195	ng/kg	18,300	10,700	16,300	15,300	19,700	12,500
PCB-196	ng/kg	86,800	35,900	50,800	66,400	60,400 J	36,300 J
PCB-197/200	ng/kg	19,900	10,000	13,300	14,100	18,900	10,700
PCB-198/199	ng/kg	328,000	127,000	160,000	267,000 E	197,000	119,000
PCB-201	ng/kg	60,300	23,500	33,900	37,700	49,400	25,500
PCB-202	ng/kg	216,000	78,600 E	111,000 E	162,000 E	129,000	79,300 E
PCB-203	ng/kg	161,000	64,900 E	78,800	117,000 E	88,800	57,900
PCB-204	ng/kg	865 J	316 J	378 J	333 J	878 J	431
PCB-205	ng/kg	3,180	1,870	2,760	2,330	3,570	2,110
PCB-206	ng/kg	355,000 E	120,000 E	138,000 E	261,000 E	202,000 E	92,100 E
PCB-207	ng/kg	38,000	14,200	17,100	23,400	28,800	13,100
PCB-208	ng/kg	164,000	59,700	73,600	127,000 E	116,000	54,700
PCB-209	ng/kg	133,000	60,100	74,500	94,200 E	137,000	R
Total PCB Congeners (209)	ng/kg	10,600,000 J	8,860,000 J	9,440,000 J	7,130,000 J	9,340,000 J	8,610,000 J
Semivolatiles							
1,2,4,5-Tetrachlorobenzene	ug/kg	83,000 U	24,000 U	33,000 U	27,000 U	67,000 U	24,000 U
1,2-Diphenylhydrazine	ug/kg	83,000 U	24,000 U	33,000 U	27,000 U	67,000 U	24,000 U
1-Methylnaphthalene	ug/kg	1,300 U	380 U	550 U	1,800	1,100 U	370 U
2,3,4,6-Tetrachlorophenol	ug/kg	330,000 U	93,000 U	130,000 U	110,000 U	270,000 U	93,000 U
2,4,5-Trichlorophenol	ug/kg	83,000 U	24,000 U	33,000 U	27,000 U	67,000 U	24,000 U
2,4,6-Trichlorophenol	ug/kg	83,000 U	24,000 U	33,000 U	27,000 U	67,000 U	24,000 U
2,4-Dichlorophenol	ug/kg	83,000 U	24,000 U	33,000 U	27,000 U	67,000 U	24,000 U
2,4-Dimethylphenol	ug/kg	83,000 U	24,000 U	33,000 U	27,000 U	67,000 U	24,000 U
2,4-Dinitrophenol	ug/kg	1,500,000 UJ	430,000 U	600,000 U	480,000 U	1,200,000 U	430,000 U
2,4-Dinitrotoluene	ug/kg	330,000 U	93,000 U	130,000 U	110,000 U	270,000 U	93,000 U
2,6-Dinitrotoluene	ug/kg	83,000 U	24,000 U	33,000 U	27,000 U	67,000 U	24,000 U
2-Chloronaphthalene	ug/kg	33,000 UJ	9,300 U	13,000 U	11,000 U	27,000 U	9,300 U
2-Chlorophenol	ug/kg	83,000 U	24,000 U	33,000 U	27,000 U	67,000 U	24,000 U
2-Methylnaphthalene	ug/kg	1,300 UJ	380 U	550 U	3,500	1,100 U	370 U
2-Methylphenol (o-cresol)	ug/kg	83,000 U	24,000 U	33,000 U	27,000 U	67,000 U	24,000 U
2-Nitroaniline	ug/kg	83,000 U	24,000 U	33,000 U	27,000 U	67,000 U	24,000 U
2-Nitrophenol	ug/kg	83,000 U	24,000 U	33,000 U	27,000 U	67,000 U	24,000 U
3,3'-Dichlorobenzidine	ug/kg	500,000 UJ	140,000 U	200,000 U	160,000 U	410,000 U	140,000 U
3-Nitroaniline	ug/kg	330,000 U	93,000 U	130,000 U	110,000 U	270,000 U	93,000 U
4,6-Dinitro-2-methylphenol	ug/kg	830,000 U	240,000 U	330,000 U	270,000 U	670,000 U	240,000 U
4-Bromophenyl phenyl ether	ug/kg	83,000 U	24,000 U	33,000 U	27,000 U	67,000 U	24,000 U
4-Chloro-3-methylphenol	ug/kg	83,000 U	24,000 U	33,000 U	27,000 U	67,000 U	24,000 U
4-Chloroaniline	ug/kg	170,000 U	47,000 U	67,000 U	54,000 U	130,000 U	48,000 U
4-Chlorophenyl phenyl ether	ug/kg	83,000 U	24,000 U	33,000 U	27,000 U	67,000 U	24,000 U
4-Methylphenol (p-cresol)	ug/kg	83,000 U	24,000 U	33,000 U	27,000 U	67,000 U	24,000 U
4-Nitroaniline	ug/kg	330,000 U	93,000 U	130,000 U	110,000 U	270,000 U	93,000 U
4-Nitrophenol	ug/kg	830,000 UJ	240,000 U	330,000 U	270,000 U	670,000 U	240,000 U
Acenaphthene	ug/kg	1,300 U	380 U	550 U	1,000 J	1,100 U	370 U
Acenaphthylene	ug/kg	1,300 U	380 U	550 U	440 U	1,100 U	370 U
Acetophenone	ug/kg	83,000 U	24,000 U	33,000 U	27,000 U	67,000 U	24,000 U

Table C-23
Lipid Normalized Bluefish (Fillet) Analytical Results

Sample Name: / Date Analyzed:	Units	NB03FBLC481 01/18/16	NB03FBL-COMP01 12/15/15	NB03FBL-COMP02 12/15/15	NB03FBL-COMP03 12/15/15	NB03FBL-COMP04 12/07/15	NB03FBL-COMP05 12/07/15
Anthracene	ug/kg	1,300 U	380 U	550 U	460 J	1,100 U	370 U
Atrazine	ug/kg	170,000 U	47,000 U	67,000 U	54,000 U	130,000 U	48,000 U
Benzaldehyde	ug/kg	330,000 UJ	93,000 U	130,000 U	110,000 U	270,000 U	93,000 U
Benzidine	ug/kg	3,500,000 UJ	1,000,000 U	1,400,000 U	1,200,000 U	2,900,000 U	1,000,000 U
Benzo(a)anthracene	ug/kg	1,300 U	380 U	550 U	440 U	1,100 U	370 U
Benzo(a)pyrene	ug/kg	1,300 U	380 U	550 U	440 U	1,100 U	370 UJ
Benzo(b)fluoranthene	ug/kg	1,300 U	380 U	550 U	440 U	1,100 U	370 UJ
Benzo(g,h,i)perylene	ug/kg	1,300 U	380 U	550 U	440 U	1,100 U	370 UJ
Benzo(j)+(k)fluoranthene	ug/kg	1,300 U	380 U	550 U	440 U	1,100 U	370 UJ
Benzo[e]pyrene	ug/kg	1,300 U	380 U	550 U	440 U	1,100 U	370 U
Benzoic acid	ug/kg	830,000 UJ	240,000 U	330,000 U	270,000 U	670,000 U	240,000 U
Benzyl butyl phthalate	ug/kg	330,000 U	93,000 U	130,000 U	110,000 U	270,000 U	93,000 U
Biphenyl (diphenyl)	ug/kg	83,000 U	24,000 U	33,000 U	27,000 U	67,000 U	24,000 U
Bis(2-chloroethoxy) methane	ug/kg	83,000 U	24,000 U	33,000 U	27,000 U	67,000 U	24,000 U
Bis(2-chloroethyl) ether (2-Chloroethyl ether)	ug/kg	83,000 U	24,000 U	33,000 U	27,000 U	67,000 U	24,000 U
Bis(2-chloroisopropyl) ether	ug/kg	83,000 U	24,000 U	33,000 U	27,000 U	67,000 U	24,000 U
Bis(2-Ethylhexyl) phthalate	ug/kg	330,000 U	93,000 U	130,000 U	110,000 U	270,000 U	93,000 U
C1-Chrysenes	ug/kg	1,300 U	380 U	550 U	440 U	1,100 U	370 U
C1-Fluoranthenes/pyrenes	ug/kg	1,300 U	380 U	550 U	440 U	1,100 U	370 U
C1-Fluorenes	ug/kg	1,300 U	380 U	550 U	440 U	1,100 U	370 U
C1-Naphthalenes	ug/kg	1,500 J	380 U	550 U	3,500	1,100 U	370 U
C1-Phenanthrene/anthracene	ug/kg	1,300 U	380 U	550 U	440 U	1,100 U	370 U
C2-Chrysene	ug/kg	1,300 U	380 U	550 U	440 U	1,100 U	370 U
C2-Fluoranthenes/pyrene	ug/kg	1,300 U	380 U	550 U	440 U	1,100 U	370 U
C2-Fluorenes	ug/kg	1,300 U	380 U	550 U	440 U	1,100 U	370 U
C2-Naphthalenes	ug/kg	1,300 U	380 U	550 U	1,300	1,100 U	370 U
C2-Phenanthrene/anthracene	ug/kg	1,300 U	380 U	550 U	440 U	1,100 U	370 U
C3-Chrysene	ug/kg	1,300 U	380 U	550 U	440 U	1,100 U	370 U
C3-Fluoranthenes/pyrene	ug/kg	1,300 U	380 U	550 U	440 U	1,100 U	370 U
C3-Fluorenes	ug/kg	1,300 U	380 U	550 U	440 U	1,100 U	370 U
C3-Naphthalenes	ug/kg	1,300 U	380 U	550 U	630 J	1,100 U	370 U
C3-Phenanthrene/anthracene	ug/kg	1,300 U	380 U	550 U	440 U	1,100 U	370 U
C4-Chrysene	ug/kg	1,300 U	380 U	550 U	440 U	1,100 U	370 U
C4-Naphthalenes	ug/kg	1,300 U	380 U	550 U	440 U	1,100 U	370 U
C4-Phenanthrene/anthracene	ug/kg	1,300 U	380 U	550 U	440 U	1,100 U	370 U
Caprolactam	ug/kg	170,000 U	47,000 U	67,000 U	54,000 U	130,000 U	48,000 U
Carbazole	ug/kg	83,000 U	24,000 U	33,000 U	27,000 U	67,000 U	24,000 U
Chrysene	ug/kg	1,300 U	380 U	550 U	440 U	1,100 U	370 U
Dibenz(a,h)anthracene	ug/kg	1,300 U	380 U	550 U	440 U	1,100 U	370 UJ
Dibenzofuran	ug/kg	83,000 U	24,000 U	33,000 U	27,000 U	67,000 U	24,000 U
Diethyl phthalate	ug/kg	330,000 U	93,000 U	130,000 U	110,000 U	270,000 U	93,000 U
Dimethyl phthalate	ug/kg	330,000 U	93,000 U	130,000 U	110,000 U	270,000 U	93,000 U
Di-n-butyl phthalate	ug/kg	330,000 U	93,000 U	130,000 U	110,000 U	270,000 U	93,000 U
Di-n-octylphthalate	ug/kg	330,000 U	93,000 U	130,000 U	110,000 U	270,000 U	93,000 U
Fluoranthene	ug/kg	1,300 U	380 U	550 U	620 J	1,100 U	370 U

Table C-23
Lipid Normalized Bluefish (Fillet) Analytical Results

Sample Name: / Date Analyzed:	Units	NB03FBLC481 01/18/16	NB03FBL-COMP01 12/15/15	NB03FBL-COMP02 12/15/15	NB03FBL-COMP03 12/15/15	NB03FBL-COMP04 12/07/15	NB03FBL-COMP05 12/07/15
Fluorene	ug/kg	1,300 U	380 U	550 U	920 J	1,100 U	370 U
Hexachlorobutadiene	ug/kg	83,000 U	24,000 U	33,000 U	27,000 U	67,000 U	24,000 U
Hexachlorocyclopentadiene	ug/kg	830,000 U	240,000 U	330,000 U	270,000 U	670,000 U	240,000 U
Hexachloroethane	ug/kg	170,000 U	47,000 U	67,000 U	54,000 U	130,000 U	48,000 U
Indeno(1,2,3-c,d)pyrene	ug/kg	1,300 U	380 U	550 U	440 U	1,100 U	370 UJ
Isophorone	ug/kg	83,000 U	24,000 U	33,000 U	27,000 U	67,000 U	24,000 U
Naphthalene	ug/kg	5,300	380 U	550 U	15,000	1,100 U	370 U
Nitrobenzene	ug/kg	83,000 U	24,000 U	33,000 U	27,000 U	67,000 U	24,000 U
N-Nitrosodi-n-propylamine	ug/kg	83,000 U	24,000 U	33,000 U	27,000 U	67,000 U	24,000 U
N-Nitrosodiphenylamine	ug/kg	83,000 U	24,000 U	33,000 U	27,000 U	67,000 U	24,000 U
Pentachlorophenol	ug/kg	170,000 U	47,000 U	67,000 U	54,000 U	130,000 U	48,000 U
Perylene	ug/kg	1,300 U	380 U	550 U	440 U	1,100 U	370 U
Phenanthrene	ug/kg	1,300 U	380 U	550 U	1,700	1,100 U	370 U
Phenol	ug/kg	83,000 U	24,000 U	33,000 U	27,000 U	67,000 U	24,000 U
Pyrene	ug/kg	1,300 U	380 U	550 U	470 J	1,100 U	370 U
Pyridine	ug/kg	330,000 UJ	93,000 U	130,000 U	110,000 U	270,000 U	93,000 U
Total HMW PAHs	ug/kg	1,300 U	380 U	550 U	1,100 J	1,100 U	370 U
Total LMW PAHs	ug/kg	5,300	380 U	550 U	23,000 J	1,100 U	370 U
Total PAHs	ug/kg	5,300	380 U	550 U	24,000 J	1,100 U	370 U

Table C-23
Lipid Normalized Bluefish (Fillet) Analytical Results

Sample Name: / Date Analyzed:	Units	NB03FBLN404 12/07/15	NB03FBLN405 12/07/15	NB03FBLN406 01/18/16	NB03FBLS339 01/18/16	NB03FBLS349 01/18/16
Dioxins/Furans						
1,2,3,4,6,7,8-HpCDD	ng/kg	15.0 JB	15.6 JBQ	2.46 JB	80.4 JBQ	6.87 JBQ
1,2,3,4,6,7,8-HpCDF	ng/kg	192 JB	195 JBQ	17.8 JB	584 JBQ	35.8 JBQ
1,2,3,4,7,8,9-HpCDF	ng/kg	10.3 JBQ	10.2 U	3.52 U	74.7 JBQ	8.64 JBQ
1,2,3,4,7,8-HxCDD	ng/kg	9.24 JBQ	19.2 JB	2.03 JQ	46.4 JQ	4.31 JQ
1,2,3,4,7,8-HxCDF	ng/kg	13.1 JBQ	25.9 JB	4.21 JBQ	45.3 U	8.97 JBQ
1,2,3,6,7,8-HxCDD	ng/kg	5.97 JBQ	21.0 JBQ	7.79 J	73.8 JQ	11.4 JQ
1,2,3,6,7,8-HxCDF	ng/kg	44.8 JB	65.5 JB	10.4 JBQ	67.5 JBQ	13.6 JBQ
1,2,3,7,8,9-HxCDD	ng/kg	5.76 JBQ	8.88 JBQ	3.15 JBQ	30.5 U	6.55 JBQ
1,2,3,7,8,9-HxCDF	ng/kg	15.3 JB	20.4 JB	4.14 JBQ	42.3 U	4.47 JBQ
1,2,3,7,8-PCDD	ng/kg	15.7 U	12.5 U	24.0 JBQ	117 JBQ	38.7 JBQ
1,2,3,7,8-PCDF	ng/kg	24.8 JBQ	95.9 JB	20.9 JBQ	219 JBQ	39.3 JBQ
2,3,4,6,7,8-HxCDF	ng/kg	13.3 JB	15.2 JBQ	1.81 U	40.3 U	4.01 JBQ
2,3,4,7,8-PCDF	ng/kg	122 JB	110 JBQ	41.5 JBQ	506 JBQ	46.6 JBQ
2,3,7,8-TCDD	ng/kg	75.9 J	651	58.3	328 JQ	59.3 J
2,3,7,8-TCDF	ng/kg	24.1 J	13.3 J	24.0 JQ	120 U	32.3 JQ
OCDD	ng/kg	72.5 JBQ	35.1 JB	4.83 JB	178 JBQ	15.8 JBQ
OCDF	ng/kg	37.6 JB	50.8 JBQ	1.42 U	61.7 JBQ	3.25 U
Butyltins						
Dibutyltin	ug/kg	220 U	270 U	50 UJ	1,300 UJ	120 UJ
Monobutyltin	ug/kg	3,600 UCN	4,300 UCN	830 UJCN	20,000 UJCN	1,800 UJCN
Tetra-n-butyltin	ug/kg	290 U	350 U	67 UJ	1,700 UJ	150 UJ
Tributyltin	ug/kg	250 U	310 U	58 UJ	1,500 UJ	140 UJ
Aroclor PCBs						
Aroclor 1016	ug/kg	1,200 U	1,400 U	300 U	7,100 U	650 U
Aroclor 1221	ug/kg	1,500 U	1,800 U	380 U	9,000 U	840 U
Aroclor 1232	ug/kg	2,700 U	3,300 U	670 U	16,000 U	1,500 U
Aroclor 1242	ug/kg	1,100 U	1,300 U	270 U	6,500 U	600 U
Aroclor 1248	ug/kg	11,000	1,300 U	3,300	6,500 U	600 U
Aroclor 1254	ug/kg	16,000	8,200 PJ	270 U	140,000	600 U
Aroclor 1260	ug/kg	7,600	6,700 JPN	1,000 J	9,600 U	2,300 J
Aroclor 1262	ug/kg	1,100 U	1,300 U	270 U	6,500 U	600 U
Aroclor 1268	ug/kg	5,300 J	1,300 U	270 U	6,500 U	1,500 J
Total Aroclor PCBs (Sum Of 7 Aroclors)	ug/kg	35,000	15,000 J	4,300 J	140,000	2,300 J
Total Aroclor PCBs (Sum Of 9 Aroclors)	ug/kg	40,000 J	15,000 J	4,300 J	140,000	3,700 J
Pesticides						
2,4'-DDD	pg/g	136,000	24,500	45,000 DJ	342,000 JD	40,000 J
2,4'-DDE	pg/g	157,000 J	79,200	49,200 DJ	3,050,000 DJ	68,500 J
2,4'-DDT	pg/g	32,700	14,700	6,250 JD	637,000 JD	9,640 J
4,4'-DDD	pg/g	1,050,000	371,000	321,000 DJ	22,400,000 DJ	324,000 J
4,4'-DDE	pg/g	1,970,000 B	1,240,000 B	1,230,000 BDJ	69,500,000 BDJ	1,230,000 BJ
4,4'-DDT	pg/g	130,000	67,100	36,700 DJ	68,800,000 DJ	43,700 J
Aldrin	pg/g	4,930 J	1,870 U	2,290 J	9,160 UJ	741 J
Alpha BHC	pg/g	2,730 J	13,100	1,800 J	6,400 UJ	2,620 J
Alpha endosulfan	pg/g	9,730 UJ	11,700 U	2,390 UDJ	57,400 UJ	5,220 UJ

Table C-23
Lipid Normalized Bluefish (Fillet) Analytical Results

Sample Name: / Date Analyzed:	Units	NB03FBLN404 12/07/15	NB03FBLN405 12/07/15	NB03FBLN406 01/18/16	NB03FBLS339 01/18/16	NB03FBLS349 01/18/16
Beta BHC	pg/g	3,360 J	2,200 J	2,380 J	9,910 J	3,340 J
Beta endosulfan	pg/g	9,880 U	11,900 U	2,430 UJ	58,300 UJ	5,300 UJ
cis-Chlordane	pg/g	932,000	490,000	596,000 DJ	2,170,000 DJ	155,000 J
cis-Nonachlor	pg/g	215,000	139,000	143,000 J	1,860,000 J	70,100 J
Delta BHC	pg/g	861 U	1,040 U	212 UJ	5,080 UJ	435 J
Dieldrin	pg/g	627,000 J	216,000	488,000 DJ	663,000 JD	138,000 DJ
Endosulfan sulfate	pg/g	10,700 U	12,900 U	3,500 J	63,300 UJ	3,010 J
Endrin	pg/g	2,360 UJ	2,840 U	579 UJ	13,900 UJ	1,450 J
Endrin aldehyde	pg/g	22,200 U	26,700 U	5,460 UJ	131,000 UJ	11,900 UJ
Endrin ketone	pg/g	12,900 U	15,500 U	3,170 UJ	76,000 UJ	6,910 UJ
Gamma BHC (Lindane)	pg/g	2,710 J	1,570 U	1,570 J	8,600 J	2,180 J
Heptachlor	pg/g	2,290 J	6,630 UJ	746 J	32,500 UJ	2,950 UJ
Heptachlor epoxide	pg/g	161,000	55,700	131,000 J	153,000 J	43,700 J
Hexachlorobenzene	pg/g	101,000 B	69,000 B	46,700 BJ	259,000 BJ	49,200 BJ
Methoxychlor	pg/g	6,590 UJ	7,940 UJ	1,620 UJ	38,900 UJ	3,540 UJ
Mirex	pg/g	14,300	18,200	5,630 J	171,000 J	19,500 J
Oxychlordane	pg/g	68,300	43,300	32,900 J	438,000 J	17,900 J
Trans-chlordane	pg/g	354,000	132,000	219,000 DJ	739,000 JD	81,400 J
Trans-heptachlor epoxide	pg/g	2,880 U	3,470 U	708 UJ	17,000 UJ	1,550 UJ
Trans-nonachlor	pg/g	580,000 J	406,000	358,000 DJ	3,330,000 DJ	171,000 J
Total Alpha + Gamma Chlordane	pg/g	1,290,000	621,000	815,000 J	2,910,000 J	237,000 J
Total DDT (2,4)	pg/g	326,000 J	118,000	100,000 J	4,030,000 J	118,000 J
Total DDT (4,4)	pg/g	3,140,000	1,680,000	1,590,000 J	161,000,000 J	1,590,000 J
Total DDT (2,4 & 4,4)	pg/g	3,470,000 J	1,800,000	1,690,000 J	165,000,000 J	1,710,000 J
PCB Congeners						
PCB-1	ng/kg	3,540	2,140	2,420	11,000	3,260
PCB-2	ng/kg	180 J	144 J	67.1 J	700 U	91.8 J
PCB-3	ng/kg	185 U	222 U	111 J	1,280 J	133 J
PCB-4	ng/kg	53,700 E	31,400	37,500 BE	125,000 B	43,900 BE
PCB-5	ng/kg	329 J	288 J	189 J	837 J	235 J
PCB-6	ng/kg	11,400	4,940	6,750 B	12,400 B	5,250 B
PCB-7	ng/kg	1,010	439	621	2,380	588
PCB-8	ng/kg	21,500 B	12,800 B	12,200 BE	46,400 B	15,300 B
PCB-9	ng/kg	2,200	1,320	1,380	3,580	1,340
PCB-10	ng/kg	3,810	3,000	2,830	10,200	3,650
PCB-11	ng/kg	569 U	686 U	2,110 B	3,400 U	307 U
PCB-12/13	ng/kg	319 U	384 U	335	1,900 U	353 J
PCB-14	ng/kg	134 U	161 U	32.0 U	800 U	72.3 U
PCB-15	ng/kg	268 U	322 U	1,440	6,320	927
PCB-16	ng/kg	43,200	31,000	25,900 BE	61,100 B	24,600 B
PCB-17	ng/kg	65,900 E	56,500	32,000 BE	107,000 B	38,700 BE
PCB-18/30	ng/kg	152,000 BE	104,000 B	103,000 BE	185,000 B	67,900 BE
PCB-19	ng/kg	30,700	25,900	22,400 E	76,200	26,500
PCB-20/28	ng/kg	325,000 E	227,000 E	284,000 BE	508,000 B	128,000 BE
PCB-21/33	ng/kg	44,200	31,000	24,900 E	52,700	22,600

Table C-23
Lipid Normalized Bluefish (Fillet) Analytical Results

Sample Name: / Date Analyzed:	Units	NB03FBLN404 12/07/15	NB03FBLN405 12/07/15	NB03FBLN406 01/18/16	NB03FBLS339 01/18/16	NB03FBLS349 01/18/16
PCB-22	ng/kg	59,200 E	40,800	43,300 BE	75,700 B	26,000 B
PCB-23	ng/kg	219 J	173 J	116	700 U	99.1 J
PCB-24	ng/kg	168 U	201 U	40.0 U	1,000 U	90.4 U
PCB-25	ng/kg	40,000	16,000	37,900 E	25,800	12,400
PCB-26/29	ng/kg	73,100	44,700	52,900 E	87,300	27,300
PCB-27	ng/kg	23,400	16,600	15,400 E	31,800	13,200
PCB-31	ng/kg	180,000 E	101,000 E	157,000 BE	179,000 B	67,100 BE
PCB-32	ng/kg	73,900 E	66,900 E	45,000 BE	120,000 B	37,500 BE
PCB-34	ng/kg	3,460	2,030	2,200	3,230	1,110
PCB-35	ng/kg	151 U	181 U	36.0 U	900 U	81.4 U
PCB-36	ng/kg	134 U	161 U	32.0 U	800 U	72.3 U
PCB-37	ng/kg	3,880	2,120	3,500	17,200	2,660
PCB-38	ng/kg	471	347 J	217	2,290	208
PCB-39	ng/kg	1,230	853	700	932 J	538
PCB-40/71	ng/kg	215,000 E	161,000	120,000 E	280,000	70,000
PCB-41	ng/kg	9,240	12,600	3,430	10,900	5,050
PCB-42	ng/kg	162,000 E	118,000	99,600 E	549,000	50,200
PCB-43	ng/kg	17,500	15,200	8,540	36,300	7,110
PCB-44/47/65	ng/kg	654,000 E	480,000 E	450,000 E	2,640,000 E	195,000 E
PCB-45	ng/kg	41,500	31,000	R	R	19,900
PCB-46	ng/kg	14,800	12,700	9,040	21,000	7,780
PCB-48	ng/kg	63,900	46,100	39,200 E	41,700	22,100
PCB-49/69	ng/kg	564,000 E	353,000 E	378,000 E	1,830,000 E	146,000 E
PCB-50/53	ng/kg	82,500	61,200	53,800 E	88,500	30,400
PCB-51	ng/kg	44,200	49,800	23,500	54,100	16,300
PCB-52	ng/kg	747,000 BE	500,000 BE	554,000 BE	3,290,000 BE	225,000 BE
PCB-54	ng/kg	4,150	4,860	3,180	1,400 U	2,460
PCB-55	ng/kg	202 U	241 U	1,660	1,200 U	108 U
PCB-56	ng/kg	109,000 E	67,800	85,000 E	139,000	43,300
PCB-57	ng/kg	2,510	1,770	8,250	7,840	909
PCB-58	ng/kg	3,610	1,710	2,000	17,200	1,260
PCB-60	ng/kg	53,100	49,200	30,600 E	296,000	21,800
PCB-61/70/74/76	ng/kg	647,000 E	437,000	492,000 E	2,050,000	221,000 E
PCB-62/75	ng/kg	52,200	41,400	33,700	257,000	17,400
PCB-63	ng/kg	24,600	18,800	14,000	153,000	9,360
PCB-64	ng/kg	224,000 E	175,000 E	162,000 E	1,150,000 E	65,300 E
PCB-66	ng/kg	442,000 E	339,000 E	321,000 E	2,420,000 E	149,000 E
PCB-67	ng/kg	12,900	7,630	8,500	23,300	4,480
PCB-68	ng/kg	11,500	6,430	6,000	59,300	4,290
PCB-72	ng/kg	15,700	8,350	7,420	83,200	5,600
PCB-73	ng/kg	6,640	3,390	1,630	1,400 U	669
PCB-77	ng/kg	11,200	6,940	11,000	26,000	6,250
PCB-78	ng/kg	268 U	322 U	64.2 U	1,600 U	145 U
PCB-79	ng/kg	6,000	3,290	2,080	41,200	2,410
PCB-80	ng/kg	185 U	222 U	48.3 J	1,100 U	99.1 U

Table C-23
Lipid Normalized Bluefish (Fillet) Analytical Results

Sample Name: / Date Analyzed:	Units	NB03FBLN404 12/07/15	NB03FBLN405 12/07/15	NB03FBLN406 01/18/16	NB03FBLS339 01/18/16	NB03FBLS349 01/18/16
PCB-81	ng/kg	302 U	663 J	R	R	163 U
PCB-82	ng/kg	49,000	39,400	28,500 E	448,000	18,500
PCB-83	ng/kg	39,800	24,300	18,000	351,000	12,900
PCB-84	ng/kg	104,000 E	71,800	65,800 E	614,000 E	38,400
PCB-85/116/117	ng/kg	145,000	113,000	80,000 E	1,670,000	58,400
PCB-86/87/97/109/119/125	ng/kg	434,000	292,000	230,000 E	3,750,000 E	161,000
PCB-88	ng/kg	369 U	443 U	87.9 U	2,200 U	199 U
PCB-89	ng/kg	3,240	3,610	1,910	8,840	1,530
PCB-90/101/113	ng/kg	969,000 BE	580,000 BE	525,000 BE	8,470,000 BE	370,000 BE
PCB-91	ng/kg	169,000 E	78,600	74,600 E	1,040,000 E	49,500
PCB-92	ng/kg	200,000 E	127,000 E	97,500 E	1,920,000 E	73,500 E
PCB-93/100	ng/kg	49,700	31,000	20,700	214,000	15,000
PCB-94	ng/kg	6,030	5,240	3,130	18,000	2,280
PCB-95	ng/kg	568,000 E	335,000 E	250,000 E	2,590,000 E	158,000 E
PCB-96	ng/kg	3,240	2,820	1,980	13,700	1,710
PCB-98/102	ng/kg	26,100	21,600	14,500	94,500	9,730
PCB-99	ng/kg	739,000 E	478,000 E	375,000 E	7,610,000 E	347,000 E
PCB-103	ng/kg	33,600	13,600	11,100	157,000	8,240
PCB-104	ng/kg	1,850	2,140	883	2,570 J	737
PCB-105	ng/kg	178,000 E	159,000 E	93,300 E	2,150,000 E	113,000 E
PCB-106	ng/kg	285 U	343 U	67.9 U	1,700 U	154 U
PCB-107	ng/kg	78,600	62,200	42,100 E	869,000 E	61,200 E
PCB-108/124	ng/kg	21,700	14,100	9,460	93,200	10,800
PCB-110/115	ng/kg	788,000 E	522,000 E	450,000 E	7,310,000 E	259,000 E
PCB-111	ng/kg	2,970	2,450	1,550	39,600	2,570
PCB-112	ng/kg	234 U	282 U	55.8 U	1,400 U	126 U
PCB-114	ng/kg	11,400	10,600	6,000	140,000	6,490
PCB-118	ng/kg	700,000 E	596,000 E	391,000 E	9,090,000 E	497,000 E
PCB-120	ng/kg	14,300	10,500	6,670	174,000	10,800
PCB-121	ng/kg	1,590	241 U	646	11,900	689
PCB-122	ng/kg	4,440	2,900	2,170	12,400	2,510
PCB-123	ng/kg	14,000	11,200	6,170	107,000	6,230
PCB-126	ng/kg	1,780	1,610	3,030	1,600 U	145 U
PCB-127	ng/kg	1,410	947 J	351	8,510	636
PCB-128/166	ng/kg	132,000	101,000	58,300 E	1,630,000 E	82,300
PCB-129/138/163	ng/kg	1,380,000 E	1,010,000 E	642,000 E	16,900,000 E	744,000 E
PCB-130	ng/kg	77,800	49,200	31,300 E	897,000 E	38,300
PCB-131	ng/kg	6,980	4,690	2,920	70,300	2,950
PCB-132	ng/kg	203,000 E	110,000	83,300 E	1,850,000 E	77,500 E
PCB-133	ng/kg	41,200	30,600	17,300	439,000	35,800
PCB-134	ng/kg	44,700	25,700	17,800	474,000	17,700
PCB-135/151	ng/kg	403,000 E	222,000	149,000 E	3,270,000 E	170,000 E
PCB-136	ng/kg	86,900	37,800	30,700 E	569,000	32,600
PCB-137	ng/kg	41,500	32,000	17,000	488,000	19,800
PCB-139/140	ng/kg	22,000	14,700	9,080	216,000	10,800

Table C-23
Lipid Normalized Bluefish (Fillet) Analytical Results

Sample Name: / Date Analyzed:	Units	NB03FBLN404 12/07/15	NB03FBLN405 12/07/15	NB03FBLN406 01/18/16	NB03FBLS339 01/18/16	NB03FBLS349 01/18/16
PCB-141	ng/kg	144,000 E	95,100	44,200 E	1,010,000 E	49,600
PCB-142	ng/kg	285 U	343 U	67.9 U	1,700 U	154 U
PCB-143	ng/kg	553 U	665 U	132 U	3,300 U	298 U
PCB-144	ng/kg	37,300	22,700	15,300	282,000	15,500
PCB-145	ng/kg	268 U	322 U	88.8 J	1,600 U	145 U
PCB-146	ng/kg	332,000 E	235,000 E	139,000 E	3,770,000 E	202,000 E
PCB-147/149	ng/kg	963,000 BE	449,000 BE	340,000 BE	7,390,000 BE	317,000 BE
PCB-148	ng/kg	11,900	7,350	6,790	109,000	13,200
PCB-150	ng/kg	13,100	3,410	3,110	56,000	5,950
PCB-152	ng/kg	741 J	706 J	336	3,590 J	405 J
PCB-153/168	ng/kg	1,610,000 BE	1,150,000 BE	817,000 BE	19,900,000 BE	1,020,000 BE
PCB-154	ng/kg	82,900	42,900	32,300 E	586,000	66,500 E
PCB-155	ng/kg	17,100	10,000	5,250	75,800	8,740
PCB-156/157	ng/kg	85,400	71,400	31,800	1,010,000	63,200
PCB-158	ng/kg	75,900	60,600	32,400 E	871,000 E	38,500
PCB-159	ng/kg	234 U	282 U	115 J	2,340 J	239 J
PCB-160	ng/kg	1,060 U	1,270 U	252 U	6,300 U	569 U
PCB-161	ng/kg	219 U	261 U	52.1 U	1,300 U	117 U
PCB-162	ng/kg	219 U	10,600	3,910	116,000	8,210
PCB-164	ng/kg	57,300	32,200	20,000	443,000	18,200
PCB-165	ng/kg	3,390	3,240	1,860	44,100	3,060
PCB-167	ng/kg	R	32,900	15,200	461,000	31,900
PCB-169	ng/kg	251 U	302 U	71.7 J	1,500 U	215 J
PCB-170	ng/kg	269,000 E	178,000 E	62,500 E	2,040,000 E	105,000 E
PCB-171/173	ng/kg	86,400	63,700	23,800	736,000	36,800
PCB-172	ng/kg	75,900	46,700	17,900	490,000	32,400
PCB-174	ng/kg	198,000 E	100,000	53,300 E	1,210,000 E	60,000 E
PCB-175	ng/kg	19,300	13,800	7,210	183,000	13,500
PCB-176	ng/kg	33,100	15,100	8,880	226,000	11,800
PCB-177	ng/kg	203,000 E	114,000	56,300 E	1,890,000 E	86,800 E
PCB-178	ng/kg	145,000 E	103,000	57,100 E	1,410,000 E	109,000 E
PCB-179	ng/kg	141,000 E	67,600	37,600 E	926,000 E	49,500
PCB-180/193	ng/kg	805,000 E	578,000 E	208,000 E	6,580,000 E	323,000 E
PCB-181	ng/kg	3,220	2,100	771	20,400	1,280
PCB-182	ng/kg	6,530	4,330	2,530	47,800	5,770
PCB-183/185	ng/kg	303,000 E	216,000	89,200 E	2,420,000 E	163,000 E
PCB-184	ng/kg	6,760	2,980	2,230	22,500	3,590
PCB-186	ng/kg	251 U	302 U	60.0 U	1,500 U	135 U
PCB-187	ng/kg	881,000 E	624,000 E	301,000 E	8,120,000 E	576,000 E
PCB-188	ng/kg	28,000	11,000	8,960	106,000	27,100
PCB-189	ng/kg	10,400	7,470	2,680	83,800	7,000
PCB-190	ng/kg	62,200	40,600	13,100	415,000	21,100
PCB-191	ng/kg	10,400	8,960	2,850	94,500	4,750
PCB-192	ng/kg	219 U	261 U	52.1 U	1,300 U	117 U
PCB-194	ng/kg	214,000 E	124,000	39,100 E	1,150,000 E	152,000 E

Table C-23
Lipid Normalized Bluefish (Fillet) Analytical Results

Sample Name: / Date Analyzed:	Units	NB03FBLN404 12/07/15	NB03FBLN405 12/07/15	NB03FBLN406 01/18/16	NB03FBLS339 01/18/16	NB03FBLS349 01/18/16
PCB-195	ng/kg	67,800	37,100	9,040	337,000	22,700
PCB-196	ng/kg	143,000 J	89,800 J	35,700	807,000	125,000 E
PCB-197/200	ng/kg	55,800	21,400	9,170	188,000	24,600
PCB-198/199	ng/kg	558,000 E	243,000	120,000 E	2,440,000 E	419,000 E
PCB-201	ng/kg	98,100	46,900	22,100	410,000	70,000
PCB-202	ng/kg	249,000 E	147,000	75,800 E	1,580,000 E	239,000 E
PCB-203	ng/kg	266,000 E	150,000	62,100 E	1,330,000 E	238,000 E
PCB-204	ng/kg	3,320	422 U	314	4,140 J	1,120
PCB-205	ng/kg	11,800	6,140	1,450	53,300	4,110
PCB-206	ng/kg	1,310,000 E	200,000 E	112,000 E	1,380,000 E	575,000 E
PCB-207	ng/kg	162,000 E	27,600	12,700	154,000	59,200
PCB-208	ng/kg	722,000 E	106,000	54,200 E	789,000	219,000 E
PCB-209	ng/kg	1,830,000 E	R	33,900	610,000	190,000 E
Total PCB Congeners (209)	ng/kg	25,700,000 J	14,700,000 J	10,800,000 J	167,000,000 J	11,300,000 J
Semivolatiles						
1,2,4,5-Tetrachlorobenzene	ug/kg	56,000 U	65,000 U	13,000 UJ	330,000 U	30,000 U
1,2-Diphenylhydrazine	ug/kg	56,000 U	65,000 U	13,000 UJ	330,000 U	30,000 U
1-Methylnaphthalene	ug/kg	900 U	1,100 U	220 U	5,200 U	470 U
2,3,4,6-Tetrachlorophenol	ug/kg	220,000 U	270,000 U	54,000 UJ	1,300,000 U	120,000 U
2,4,5-Trichlorophenol	ug/kg	56,000 U	65,000 U	13,000 UJ	330,000 U	30,000 U
2,4,6-Trichlorophenol	ug/kg	56,000 U	65,000 U	13,000 UJ	330,000 U	30,000 U
2,4-Dichlorophenol	ug/kg	56,000 U	65,000 U	13,000 UJ	330,000 U	30,000 U
2,4-Dimethylphenol	ug/kg	56,000 U	65,000 U	13,000 UJ	330,000 U	30,000 U
2,4-Dinitrophenol	ug/kg	1,000,000 U	1,200,000 U	240,000 UJ	5,900,000 U	550,000 UJ
2,4-Dinitrotoluene	ug/kg	220,000 U	270,000 U	54,000 UJ	1,300,000 U	120,000 U
2,6-Dinitrotoluene	ug/kg	56,000 U	65,000 U	13,000 UJ	330,000 U	30,000 U
2-Chloronaphthalene	ug/kg	22,000 U	27,000 U	5,400 UJ	130,000 UJ	12,000 UJ
2-Chlorophenol	ug/kg	56,000 U	65,000 U	13,000 UJ	330,000 U	30,000 U
2-Methylnaphthalene	ug/kg	900 U	1,100 U	220 UJ	5,200 U	470 UJ
2-Methylphenol (o-cresol)	ug/kg	56,000 U	65,000 U	13,000 UJ	330,000 U	30,000 U
2-Nitroaniline	ug/kg	56,000 U	65,000 U	13,000 UJ	330,000 U	30,000 U
2-Nitrophenol	ug/kg	56,000 U	65,000 U	13,000 UJ	330,000 U	30,000 U
3,3'-Dichlorobenzidine	ug/kg	340,000 U	390,000 U	79,000 UJ	2,000,000 UJ	180,000 UJ
3-Nitroaniline	ug/kg	220,000 U	270,000 U	54,000 UJ	1,300,000 U	120,000 U
4,6-Dinitro-2-methylphenol	ug/kg	560,000 U	650,000 U	130,000 UJ	3,300,000 U	300,000 U
4-Bromophenyl phenyl ether	ug/kg	56,000 U	65,000 U	13,000 UJ	330,000 U	30,000 U
4-Chloro-3-methylphenol	ug/kg	56,000 U	65,000 U	13,000 UJ	330,000 U	30,000 U
4-Chloroaniline	ug/kg	110,000 U	130,000 U	27,000 UJ	650,000 U	61,000 U
4-Chlorophenyl phenyl ether	ug/kg	56,000 U	65,000 U	13,000 UJ	330,000 U	30,000 U
4-Methylphenol (p-cresol)	ug/kg	56,000 U	65,000 U	13,000 UJ	330,000 U	30,000 U
4-Nitroaniline	ug/kg	220,000 U	270,000 U	54,000 UJ	1,300,000 U	120,000 U
4-Nitrophenol	ug/kg	560,000 U	650,000 U	130,000 UJ	3,300,000 U	300,000 UJ
Acenaphthene	ug/kg	900 U	1,100 U	280 J	5,200 U	470 U
Acenaphthylene	ug/kg	900 U	1,100 U	220 U	5,200 U	470 U
Acetophenone	ug/kg	56,000 U	65,000 U	13,000 UJ	330,000 U	30,000 U

Table C-23
Lipid Normalized Bluefish (Fillet) Analytical Results

Sample Name: / Date Analyzed:	Units	NB03FBLN404 12/07/15	NB03FBLN405 12/07/15	NB03FBLN406 01/18/16	NB03FBLS339 01/18/16	NB03FBLS349 01/18/16
Anthracene	ug/kg	900 U	1,100 U	220 U	5,200 U	470 U
Atrazine	ug/kg	110,000 U	130,000 U	27,000 UJ	650,000 U	61,000 U
Benzaldehyde	ug/kg	220,000 U	270,000 U	54,000 UJ	1,300,000 UJ	120,000 UJ
Benzidine	ug/kg	2,400,000 U	2,900,000 U	580,000 UJ	14,000,000 UJ	1,300,000 UJ
Benzo(a)anthracene	ug/kg	900 U	1,100 U	220 U	5,200 U	470 U
Benzo(a)pyrene	ug/kg	900 U	1,100 U	220 U	5,200 U	470 U
Benzo(b)fluoranthene	ug/kg	900 U	1,100 U	220 U	5,200 U	470 U
Benzo(g,h,i)perylene	ug/kg	900 U	1,100 U	220 U	5,200 U	470 U
Benzo(j)+(k)fluoranthene	ug/kg	900 U	1,100 U	220 U	5,200 U	470 U
Benzo[e]pyrene	ug/kg	900 U	1,100 U	220 U	5,200 U	470 U
Benzoic acid	ug/kg	560,000 U	650,000 U	130,000 UJ	3,300,000 UJ	300,000 UJ
Benzyl butyl phthalate	ug/kg	220,000 U	270,000 U	54,000 UJ	1,300,000 U	120,000 U
Biphenyl (diphenyl)	ug/kg	56,000 U	65,000 U	13,000 UJ	330,000 U	30,000 U
Bis(2-chloroethoxy) methane	ug/kg	56,000 U	65,000 U	13,000 UJ	330,000 U	30,000 U
Bis(2-chloroethyl) ether (2-Chloroethyl ether)	ug/kg	56,000 U	65,000 U	13,000 UJ	330,000 U	30,000 U
Bis(2-chloroisopropyl) ether	ug/kg	56,000 U	65,000 U	13,000 UJ	330,000 U	30,000 U
Bis(2-Ethylhexyl) phthalate	ug/kg	220,000 U	270,000 U	54,000 UJ	1,300,000 U	120,000 U
C1-Chrysenes	ug/kg	900 U	1,100 U	220 U	5,200 U	470 U
C1-Fluoranthenes/pyrenes	ug/kg	900 U	1,100 U	220 U	5,200 U	470 U
C1-Fluorenes	ug/kg	900 U	1,100 U	220 U	5,200 U	470 U
C1-Naphthalenes	ug/kg	900 U	1,100 U	220 U	5,200 U	470 U
C1-Phenanthrene/anthracene	ug/kg	900 U	1,100 U	220 U	5,200 U	470 U
C2-Chrysene	ug/kg	900 U	1,100 U	220 U	5,200 U	470 U
C2-Fluoranthenes/pyrene	ug/kg	900 U	1,100 U	220 U	5,200 U	470 U
C2-Fluorenes	ug/kg	900 U	1,100 U	220 U	5,200 U	470 U
C2-Naphthalenes	ug/kg	900 U	1,100 U	220 U	5,200 U	470 U
C2-Phenanthrene/anthracene	ug/kg	900 U	1,100 U	220 U	5,200 U	470 U
C3-Chrysene	ug/kg	900 U	1,100 U	220 U	5,200 U	470 U
C3-Fluoranthenes/pyrene	ug/kg	900 U	1,100 U	220 U	5,200 U	470 U
C3-Fluorenes	ug/kg	900 U	1,100 U	220 U	5,200 U	470 U
C3-Naphthalenes	ug/kg	900 U	1,100 U	220 U	5,200 U	470 U
C3-Phenanthrene/anthracene	ug/kg	900 U	1,100 U	220 U	5,200 U	470 U
C4-Chrysene	ug/kg	900 U	1,100 U	220 U	5,200 U	470 U
C4-Naphthalenes	ug/kg	900 U	1,100 U	220 U	5,200 U	470 U
C4-Phenanthrene/anthracene	ug/kg	900 U	1,100 U	220 U	5,200 U	470 U
Caprolactam	ug/kg	110,000 U	130,000 U	27,000 UJ	650,000 U	61,000 U
Carbazole	ug/kg	56,000 U	65,000 U	13,000 UJ	330,000 U	30,000 U
Chrysene	ug/kg	900 U	1,100 U	220 U	5,200 U	470 U
Dibenz(a,h)anthracene	ug/kg	900 U	1,100 U	220 U	5,200 U	470 U
Dibenzofuran	ug/kg	56,000 U	65,000 U	13,000 UJ	330,000 U	30,000 U
Diethyl phthalate	ug/kg	220,000 U	270,000 U	54,000 UJ	1,300,000 U	120,000 U
Dimethyl phthalate	ug/kg	220,000 U	270,000 U	54,000 UJ	1,300,000 U	120,000 U
Di-n-butyl phthalate	ug/kg	220,000 U	270,000 U	54,000 UJ	1,300,000 U	120,000 U
Di-n-octylphthalate	ug/kg	220,000 U	270,000 U	54,000 UJ	1,300,000 U	120,000 U
Fluoranthene	ug/kg	900 U	1,100 U	220 U	5,200 U	470 U

Table C-23
Lipid Normalized Bluefish (Fillet) Analytical Results

Sample Name: / Date Analyzed:	Units	NB03FBLN404 12/07/15	NB03FBLN405 12/07/15	NB03FBLN406 01/18/16	NB03FBLS339 01/18/16	NB03FBLS349 01/18/16
Fluorene	ug/kg	900 U	1,100 U	220 U	5,200 U	470 U
Hexachlorobutadiene	ug/kg	56,000 U	65,000 U	13,000 UJ	330,000 U	30,000 U
Hexachlorocyclopentadiene	ug/kg	560,000 U	650,000 U	130,000 UJ	3,300,000 U	300,000 U
Hexachloroethane	ug/kg	110,000 U	130,000 U	27,000 UJ	650,000 U	61,000 U
Indeno(1,2,3-c,d)pyrene	ug/kg	900 U	1,100 U	220 U	5,200 U	470 U
Isophorone	ug/kg	56,000 U	65,000 U	13,000 UJ	330,000 U	30,000 U
Naphthalene	ug/kg	900 U	1,100 U	500 J	5,200 U	470 U
Nitrobenzene	ug/kg	56,000 U	65,000 U	13,000 UJ	330,000 U	30,000 U
N-Nitrosodi-n-propylamine	ug/kg	56,000 U	65,000 U	13,000 UJ	330,000 U	30,000 U
N-Nitrosodiphenylamine	ug/kg	56,000 U	65,000 U	13,000 UJ	330,000 U	30,000 U
Pentachlorophenol	ug/kg	110,000 U	130,000 U	27,000 UJ	650,000 U	61,000 U
Perylene	ug/kg	900 U	1,100 U	220 U	5,200 U	470 U
Phenanthrene	ug/kg	900 U	1,100 U	220 U	5,200 U	470 U
Phenol	ug/kg	56,000 U	65,000 U	13,000 UJ	330,000 U	30,000 U
Pyrene	ug/kg	900 U	1,100 U	220 U	5,200 U	470 U
Pyridine	ug/kg	220,000 U	270,000 U	54,000 UJ	1,300,000 UJ	120,000 UJ
Total HMW PAHs	ug/kg	900 U	1,100 U	220 U	5,200 U	470 U
Total LMW PAHs	ug/kg	900 U	1,100 U	780 J	5,200 U	470 U
Total PAHs	ug/kg	900 U	1,100 U	780 J	5,200 U	470 U

Table C-23
Lipid Normalized Bluefish (Fillet) Analytical Results

Notes:

1. Totals were calculated using detected values only. If all analytes that make up a given total are non-detect, the total will be reported as the highest detection limit of the individual analytes and will be qualified with a "U" flag to indicate it is a non-detect.
2. Total PCB Congeners (209) = sum of 209 individual congener PCBs
3. Total Aroclor PCBs (Sum of 7 Aroclors) = sum of Aroclor-1016, Aroclor-1221, Aroclor-1232, Aroclor-1242, Aroclor-1248, Aroclor-1254, and Aroclor-1260
4. Total Aroclor PCBs (Sum of 9 Aroclors) = sum of Aroclor-1016, Aroclor-1221, Aroclor-1232, Aroclor-1242, Aroclor-1248, Aroclor-1254, Aroclor-1260, Aroclor-1262, and Aroclor-1268
5. Total Alpha + Gamma Chlordane = sum of alpha-Chlordane and gamma-Chlordane
6. Total DDT (2,4) = sum of 2,4'-DDD, 2,4'-DDE, and 2,4'-DDT
7. Total DDT (4,4) = sum of 4,4'-DDD, 4,4'-DDE, and 4,4'-DDT
8. Total DDT (2,4 & 4,4) = sum of 2,4'-DDD, 2,4'-DDE, 2,4'-DDT, 4,4'-DDD, 4,4'-DDE, and 4,4'-DDT
9. Total HMW PAHs = sum of fluoranthene, pyrene, benzo(a)anthracene, chrysene, benzo(b)fluoranthene, benzo(k)fluoranthene, benzo(a)pyrene, indeno(1,2,3-cd)pyrene, dibenzo(a,h)anthracene, and benzo(g,h,i)perylene.
10. Total LMW PAHs = sum of naphthalene, 2-methylnaphthalene, acenaphthylene, acenaphthene, fluorene, phenanthrene, and anthracene.
11. Total PAHs = sum of Total LMW PAHs and Total HMW PAHs.

DDD = dichlorodiphenyldichloroethane
DDE = dichlorodiphenyldichloroethylene
DDT = dichlorodiphenyltrichloroethane
HMW = high molecular weight
LMW = low molecular weight
PAH = polycyclic aromatic hydrocarbon
PCB = polychlorinated biphenyl

% = percent
mg/kg = milligrams per kilogram
ng/g = nanograms per gram
ng/kg = nanograms per kilogram
pg/g = picograms per gram
ug/kg = micrograms per kilogram

Table C-24
Lipid Normalized Striped Bass (Fillet) Analytical Results

Sample Name: / Date Analyzed:	Units	NB03FSBS320 12/07/15	NB03FSBS321 12/15/15	NB03FSBS322 12/15/15	NB03FSBS323 12/15/15	NB03FSBS324 01/18/16	NB03FSBS325 01/18/16	NB03FSBS327 12/15/15
Dioxins/Furans								
1,2,3,4,6,7,8-HpCDD	ng/kg	3.97 JBQ	1.88 JBQ	5.73 JBQ	5.43 JBQ	2.84 JBQ [3.30 JB]	114 JB	1.75 JBQ
1,2,3,4,6,7,8-HpCDF	ng/kg	68.5 JB	19.8 JBQ	90.8 JB	65.6 JBQ	28.6 JB [26.6 JBQ]	22.5 JBQ	24.8 JBQ
1,2,3,4,7,8,9-HpCDF	ng/kg	3.28 JBQ	3.16 JBQ	6.49 JBQ	7.89 U	2.61 U [3.16 JBQ]	3.10 U	2.43 U
1,2,3,4,7,8-HxCDD	ng/kg	11.5 JB	6.78 JBQ	21.9 JBQ	16.8 JBQ	1.21 JBQ [3.38 JBQ]	4.48 JBQ	5.73 JBQ
1,2,3,4,7,8-HxCDF	ng/kg	7.13 JB	3.53 JB	11.4 JBQ	3.38 U	0.830 JB [1.65 JB]	2.60 JBQ	2.04 JBQ
1,2,3,6,7,8-HxCDD	ng/kg	8.36 JBQ	3.28 JQ	5.00 JQ	7.28 JQ	4.70 JQ [2.24 JQ]	3.75 JQ	2.30 JQ
1,2,3,6,7,8-HxCDF	ng/kg	25.6 JB	11.9 JB	30.2 JB	8.17 JBQ	13.6 JB [5.18 JBQ]	9.68 JBQ	8.70 JB
1,2,3,7,8,9-HxCDD	ng/kg	4.10 JB	1.47 J	3.12 U	5.59 JQ	1.51 JB [1.27 JBQ]	1.57 U	1.01 U
1,2,3,7,8,9-HxCDF	ng/kg	6.10 JB	2.02 JBQ	5.64 JBQ	4.31 JB	1.05 JB [1.74 JBQ]	2.36 JBQ	2.18 JB
1,2,3,7,8-PCDD	ng/kg	2.92 U	2.39 U	75.2 JQ	20.0 J	2.80 U [8.54 JBQ]	7.03 JBQ	2.73 U
1,2,3,7,8-PCDF	ng/kg	96.9 JB	50.0 JB	153 JB	133 JB	45.9 JB [44.8 JB]	39.8 JB	41.6 JB
2,3,4,6,7,8-HxCDF	ng/kg	2.62 JBQ	1.76 JBQ	2.81 U	3.10 U	0.750 JBQ [1.11 U]	3.88 JBQ	0.740 U
2,3,4,7,8-PCDF	ng/kg	36.2 JB	15.9 JBQ	43.5 JB	40.8 JBQ	36.8 JB [34.6 JBQ]	38.5 JB	14.4 JB
2,3,7,8-TCDD	ng/kg	56.7	8.41 JQ	46.8 J	29.0 JQ	35.2 [39.4]	9.48 J	13.5 JQ
2,3,7,8-TCDF	ng/kg	69.2 C	18.4 JCQ	68.5 JC	99.1 JQ	28.9 C [29.8 C]	42.0 C	35.0 C
OCDD	ng/kg	8.97 JB	5.31 JBQ	13.8 JBQ	17.0 JBQ	3.66 JBQ [3.52 JBQ]	1,340 B	4.93 JBQ
OCDF	ng/kg	5.77 JB	2.30 JBQ	3.84 JBQ	13.1 JB	2.59 JBQ [1.14 U]	12.2 JB	2.77 JBQ
Butyltins								
Dibutyltin	ug/kg	33 U	38 U	92 U	150 U	23 UJ [24 UJ]	33 UJ	27 U
Monobutyltin	ug/kg	540 UCN	590 UCN	1,500 UCN	2,300 UCN	360 UJCN [400 UJCN]	500 UJCN	430 UCN
Tetra-n-butyltin	ug/kg	44 U	50 U	120 U	200 U	29 UJ [32 UJ]	43 UJ	34 U
Tributyltin	ug/kg	38 U	44 U	110 U	170 U	25 UJ [28 UJ]	38 UJ	32 U
Aroclor PCBs								
Aroclor 1016	ug/kg	180 U	220 U	550 U	820 U	130 U [140 U]	180 U	160 U
Aroclor 1221	ug/kg	230 U	280 U	700 U	1,000 U	160 U [180 U]	230 U	200 U
Aroclor 1232	ug/kg	380 U	470 U	1,200 U	1,800 U	290 U [320 U]	400 U	360 U
Aroclor 1242	ug/kg	160 U	200 U	510 U	750 U	120 U [130 U]	160 U	150 U
Aroclor 1248	ug/kg	2,800	1,400 PJ	5,100	3,000 J	120 U [130 U]	160 U	1,000
Aroclor 1254	ug/kg	4,600 PJN	4,400	15,000	9,800	2,000 J [2,400 J]	2,000 PJ	3,000
Aroclor 1260	ug/kg	3,300	1,500	5,800	3,300 J	930 [1,100]	850 J	1,100
Aroclor 1262	ug/kg	160 U	200 U	510 U	750 U	120 U [130 U]	160 U	150 U
Aroclor 1268	ug/kg	160 U	200 U	510 U	750 U	120 U [130 U]	160 U	150 U
Total Aroclor PCBs (Sum Of 7 Aroclors)	ug/kg	11,000 J	7,300 J	26,000	16,000 J	2,900 J [3,500 J]	2,900 J	5,100
Total Aroclor PCBs (Sum Of 9 Aroclors)	ug/kg	11,000 J	7,300 J	26,000	16,000 J	2,900 J [3,500 J]	2,900 J	5,100
Pesticides								
2,4'-DDD	pg/g	134,000	56,300 B	159,000 B	110,000 B	30,400 [41,000]	39,500	29,300 B
2,4'-DDE	pg/g	70,000 J	20,800 B	53,300 B	66,700 B	16,600 [22,200]	17,300	11,300 B
2,4'-DDT	pg/g	12,900	6,750	11,200	14,900	3,430 [4,720]	5,780	3,340
4,4'-DDD	pg/g	546,000 J	196,000 B	499,000 B	434,000 B	135,000 [169,000]	151,000 J	100,000 B
4,4'-DDE	pg/g	1,940,000 BDJ	613,000 B	1,100,000 B	1,900,000 B	375,000 B [470,000 B]	518,000 JB	295,000 B
4,4'-DDT	pg/g	64,400 J	38,800 B	63,700 B	87,000 B	18,900 [24,800]	34,500 J	16,500 B
Aldrin	pg/g	274 J	183 J	705 U	267 J	164 U [183 U]	229 U	76.8 J
Alpha BHC	pg/g	2,640	2,050	1,440 J	2,710 J	998 [1,180]	1,140	955
Alpha endosulfan	pg/g	1,470 U	1,790 U	4,420 U	6,600 U	1,030 U [1,150 U]	1,440 U	1,300 U

Table C-24
Lipid Normalized Striped Bass (Fillet) Analytical Results

Sample Name: / Date Analyzed:	Units	NB03FSBS320 12/07/15	NB03FSBS321 12/15/15	NB03FSBS322 12/15/15	NB03FSBS323 12/15/15	NB03FSBS324 01/18/16	NB03FSBS325 01/18/16	NB03FSBS327 12/15/15
Beta BHC	pg/g	1,120	1,280	854 J	1,640 J	593 J [662 J]	618 J	600 J
Beta endosulfan	pg/g	1,490 U	1,820 U	4,480 U	6,700 U	1,040 U [1,170 U]	1,460 U	1,330 U
cis-Chlordane	pg/g	238,000 J	78,800	105,000	160,000	58,800 [68,200]	59,500 J	33,200
cis-Nonachlor	pg/g	131,000 J	61,600	80,800	136,000	40,400 [49,800]	50,300 J	26,800
Delta BHC	pg/g	130 U	96.6 J	391 U	584 U	90.7 U [73.4 J]	96.8 J	115 U
Dieldrin	pg/g	127,000 J	57,200	51,700	68,700	22,900 [28,400]	36,300	21,800
Endosulfan sulfate	pg/g	1,620 U	1,980 U	4,870 U	7,280 U	1,130 U [1,270 U]	1,580 U	1,440 UJ
Endrin	pg/g	1,050	691 J	1,070 U	1,600 U	325 J [314 J]	415 J	286 J
Endrin aldehyde	pg/g	3,360 U	4,090 U	10,100 U	15,100 U	2,340 U [2,620 U]	3,280 U	2,980 U
Endrin ketone	pg/g	1,950 U	2,380 U	5,850 U	8,740 U	1,360 U [892 J]	1,900 U	1,730 U
Gamma BHC (Lindane)	pg/g	751 J	1,080 J	1,140 J	1,850 J	714 [868]	825 J	595 J
Heptachlor	pg/g	833 UJ	176 J	2,500 U	3,740 U	580 U [97.4 J]	813 U	739 U
Heptachlor epoxide	pg/g	25,400	10,500	14,300	16,000	4,590 [5,440]	6,580	5,430
Hexachlorobenzene	pg/g	21,600 B	20,800 B	17,200 B	23,200 B	8,610 B [10,300 B]	16,100 B	7,270 B
Methoxychlor	pg/g	997 UJ	1,220 UJ	2,990 UJ	4,470 UJ	R [778 U]	973 U	884 U
Mirex	pg/g	13,100	4,590	6,580	9,150	2,750 J [2,920]	3,330	2,260
Oxychlordane	pg/g	24,300	13,400	13,200	23,700	7,910 [9,720]	12,800	5,980
Trans-chlordane	pg/g	39,200 J	12,300	18,800	21,400	7,450 [8,640]	7,880	5,610
Trans-heptachlor epoxide	pg/g	436 U	531 U	1,310 U	1,950 U	304 U [340 U]	425 U	386 U
Trans-nonachlor	pg/g	331,000 J	145,000	207,000	334,000	100,000 [122,000]	130,000 J	70,700
Total Alpha + Gamma Chlordane	pg/g	278,000 J	91,100	123,000	181,000	66,200 [76,800]	67,400 J	38,800
Total DDT (2,4)	pg/g	217,000 J	83,800	224,000	192,000	50,400 [67,900]	62,600	44,000
Total DDT (4,4)	pg/g	2,550,000 J	848,000	1,660,000	2,420,000	529,000 [664,000]	703,000 J	412,000
Total DDT (2,4 & 4,4)	pg/g	2,770,000 J	931,000	1,890,000	2,610,000	579,000 [732,000]	765,000 J	456,000
PCB Congeners								
PCB-1	ng/kg	300	556 B	1,630 B	1,980 B	586 [R]	668	607 B
PCB-2	ng/kg	62.1	52.8 J	86.9 J	151 J	60.9 U [64.0 J]	84.8 U	46.8
PCB-3	ng/kg	27.2 U	33.1 U	82.3 U	125 U	R [75.2 J]	R	24.6 U
PCB-4	ng/kg	7,460 EJ	5,810	16,400	16,100	4,290 [5,440 B]	5,800 J	7,090 E
PCB-5	ng/kg	83.9 J	24.1 U	59.8 U	91.5 U	69.5 U [37.0 J]	96.8 U	32.1 J
PCB-6	ng/kg	3,770	794	1,680	1,610	496 B [748]	653 B	652
PCB-7	ng/kg	390	431	319	272	104 J [2,160 J]	273	95.2
PCB-8	ng/kg	8,870 BEJ	2,410 B	5,600 B	5,320 B	1,460 B [2,160 B]	2,250 BJ	2,070 B
PCB-9	ng/kg	677	187	408	393	111 J [192]	84.8 U	145
PCB-10	ng/kg	949	1,040	2,520	2,320	655 [824]	750	1,080
PCB-11	ng/kg	1,480 B	1,710	2,300	5,630	1,730 B [2,560 B]	1,810 BJ	2,220
PCB-12/13	ng/kg	177	120 J	245 J	457 J	165 U [268]	230 U	165
PCB-14	ng/kg	19.7 U	56.6 J	59.8 U	91.5 U	69.5 U [30.8 U]	96.8 U	17.9 U
PCB-15	ng/kg	39.5 U	48.1 U	119 U	183 U	509 [760]	583 J	35.7 U
PCB-16	ng/kg	18,700 EJ	4,380	11,300	7,250	2,700 [2,920 B]	3,280 J	3,250
PCB-17	ng/kg	41,500 EJ	7,380	20,400	15,300	7,550 B [8,180 B]	7,950 BJ	7,610 E
PCB-18/30	ng/kg	60,500 BEJ	12,500	31,800	22,000	9,840 B [10,500]	10,800 BJ	10,800
PCB-19	ng/kg	13,600 EJ	2,910	8,460	6,430	1,930 [2,500]	2,980	3,770
PCB-20/28	ng/kg	121,000 EJ	34,100 BE	82,300 BE	71,300 BE	33,800 B [50,000 E]	33,800 BJ	25,500 BE
PCB-21/33	ng/kg	17,100 E	4,970	10,500	9,440	4,590 [6,840]	4,430 J	3,570

Table C-24
Lipid Normalized Striped Bass (Fillet) Analytical Results

Sample Name: / Date Analyzed:	Units	NB03FSBS320 12/07/15	NB03FSBS321 12/15/15	NB03FSBS322 12/15/15	NB03FSBS323 12/15/15	NB03FSBS324 01/18/16	NB03FSBS325 01/18/16	NB03FSBS327 12/15/15
PCB-22	ng/kg	23,300 EJ	5,810 B	14,200 B	11,200 B	5,750 B [8,960 B]	5,130 BJ	4,090 B
PCB-23	ng/kg	104	23.0 J	65.7 J	80.1 U	60.9 U [32.0 J]	84.8 U	23.4 J
PCB-24	ng/kg	24.7 U	30.1 U	74.7 U	114 U	105 J [125]	121 U	22.3 U
PCB-25	ng/kg	15,200 EJ	3,280	9,080	7,570	3,610 [5,420]	3,700 J	3,050
PCB-26/29	ng/kg	27,700 EJ	6,310	18,100	15,100	6,450 [9,580]	6,550 J	6,410
PCB-27	ng/kg	12,500 E	2,410	6,690	5,020	2,140 [2,340]	2,320 J	3,450
PCB-31	ng/kg	70,000 EJ	19,000 BE	42,300 BE	34,800 BE	15,600 B [22,200 BE]	18,300 BJ	15,600 BE
PCB-32	ng/kg	36,700 EJ	6,000 B	16,800 B	12,200 B	6,090 B [6,860]	6,600 BJ	6,480 B
PCB-34	ng/kg	1,190	283	869	864	341 [518]	318	352
PCB-35	ng/kg	22.2 U	27.1 U	67.2 U	103 U	78.2 U [34.8 U]	109 U	24.1 J
PCB-36	ng/kg	19.7 U	24.1 U	59.8 U	91.5 U	69.5 U [30.8 U]	1,680 J	17.9 U
PCB-37	ng/kg	2,640	1,280	2,380	2,590	1,060 [1,260]	1,370	1,060
PCB-38	ng/kg	17.3 U	29.0 J	52.3 U	80.1 U	76.8 J [86.2]	84.8 U	18.5 J
PCB-39	ng/kg	651	168	553	487	268 [400]	208 J	139
PCB-40/71	ng/kg	102,000 EJ	24,200	88,500	76,600	36,800 [41,000]	25,500 J	23,900
PCB-41	ng/kg	5,330	1,110	4,280	3,370	1,610 [2,160]	1,070 J	800
PCB-42	ng/kg	73,100 EJ	20,100 E	64,000 E	62,200	29,500 [33,400 E]	22,000 J	17,800 E
PCB-43	ng/kg	9,640	2,170	8,620	7,160	3,110 [3,280]	2,550 J	2,250
PCB-44/47/65	ng/kg	290,000 EJ	75,600 E	265,000 E	243,000 E	106,000 B [118,000 E]	82,800 BJ	68,900 E
PCB-45	ng/kg	18,100 EJ	3,410	10,500	6,740	4,200 [4,360]	2,700 J	3,020
PCB-46	ng/kg	6,030 J	1,350	3,500	2,700	1,360 [1,570]	1,010 J	1,210
PCB-48	ng/kg	33,100 EJ	7,090	24,700	21,400	11,400 [12,800]	8,200 J	6,160
PCB-49/69	ng/kg	250,000 EJ	67,800 E	239,000 E	228,000 E	92,900 [103,000 E]	81,000 J	67,300 E
PCB-50/53	ng/kg	32,100 E	6,470	21,200	16,800	9,000 [10,000]	5,980	7,700
PCB-51	ng/kg	18,400 EJ	3,130	12,800	11,200	7,340 [8,740]	3,600	3,910
PCB-52	ng/kg	308,000 BEJ	88,800 E	274,000 E	243,000 E	114,000 BE [122,000 BE]	102,000 BEJ	78,900 E
PCB-54	ng/kg	921	149 J	486	336 J	122 U [171 J]	170 U	209
PCB-55	ng/kg	1,070	36.3 U	90.0 U	137 U	618 [46.4 U]	145 U	26.8 U
PCB-56	ng/kg	50,000 EJ	17,300	46,200 E	44,300	18,000 [25,000 E]	16,900 J	12,500
PCB-57	ng/kg	1,930	634	1,960	2,250	893 [888]	3,930 J	661
PCB-58	ng/kg	2,130	791	2,120	2,610	975 [1,330]	1,070	711
PCB-60	ng/kg	25,500 EJ	11,100	31,900	30,300	11,100 [14,400]	12,100 J	7,840
PCB-61/70/74/76	ng/kg	305,000 EJ	124,000 E	324,000 E	325,000 E	121,000 [163,000 E]	132,000 J	94,300 E
PCB-62/75	ng/kg	23,400	6,220	21,100	18,200	7,840 [8,360]	6,600	5,550
PCB-63	ng/kg	15,800 EJ	5,780	17,900	19,400	6,040 [8,060]	7,050 J	5,070
PCB-64	ng/kg	90,800 EJ	25,500 BE	79,200 BE	69,000 BE	32,100 B [36,200 E]	26,300 BJ	21,500 BE
PCB-66	ng/kg	248,000 EJ	89,700 BE	249,000 BE	284,000 BE	92,100 BE [127,000 BE]	96,800 BEJ	71,100 BE
PCB-67	ng/kg	5,900	2,180	6,280	6,460	2,210 [2,960]	2,730	1,810
PCB-68	ng/kg	8,000 J	3,340	9,230	11,000	3,340 [4,180]	4,500 J	2,980
PCB-72	ng/kg	32.1 U	3,630	10,800	12,000	3,950 [5,060]	5,300 J	3,450
PCB-73	ng/kg	1,390 J	42.2 U	105 U	160 U	561 [626]	278 J	31.4 U
PCB-77	ng/kg	8,030	5,220	10,200	11,000	3,840 [5,200]	6,350 J	4,090
PCB-78	ng/kg	39.5 U	48.1 U	119 U	183 U	139 U [61.8 U]	194 U	35.7 U
PCB-79	ng/kg	4,000 J	1,950	4,740	5,890	1,960 [2,140]	1,570 J	1,630
PCB-80	ng/kg	259	132 J	171 J	300 J	121 J [166 J]	177 J	109 J

Table C-24
Lipid Normalized Striped Bass (Fillet) Analytical Results

Sample Name: / Date Analyzed:	Units	NB03FSBS320 12/07/15	NB03FSBS321 12/15/15	NB03FSBS322 12/15/15	NB03FSBS323 12/15/15	NB03FSBS324 01/18/16	NB03FSBS325 01/18/16	NB03FSBS327 12/15/15
PCB-81	ng/kg	385	54.1 U	135 U	206 U	198 J [R]	218 U	40.2 U
PCB-82	ng/kg	28,200 EJ	13,300	36,200	37,000	13,100 [15,000]	13,400 J	9,430
PCB-83	ng/kg	21,700 EJ	9,840	22,800	19,000	8,630 [8,400]	10,100 J	6,140
PCB-84	ng/kg	43,100 EJ	19,800 E	49,500 E	41,800	18,900 [21,400]	14,600 J	14,000 E
PCB-85/116/117	ng/kg	121,000 EJ	50,900	142,000 E	164,000	45,900 [54,000]	55,500 J	38,600
PCB-86/87/97/109/119/125	ng/kg	303,000 EJ	133,000 E	348,000 E	389,000	126,000 [144,000 E]	150,000 J	98,400 E
PCB-88	ng/kg	54.4 U	66.3 U	165 U	252 U	191 U [91.6 J]	265 U	49.1 U
PCB-89	ng/kg	1,520	628	2,020	1,520	711 [804]	595 J	436
PCB-90/101/113	ng/kg	692,000 BEJ	293,000 BE	738,000 BE	838,000 BE	275,000 BE [314,000 BE]	363,000 BEJ	213,000 BE
PCB-91	ng/kg	81,500 EJ	30,300 E	93,100 E	92,800 E	34,500 [39,000 E]	33,500 J	25,000 E
PCB-92	ng/kg	144,000 EJ	58,100 E	153,000 E	166,000 E	54,800 BE [61,800 BE]	71,000 BJ	44,300 E
PCB-93/100	ng/kg	25,600 J	5,720	20,500	20,100	7,960 [8,560]	7,200 J	5,090
PCB-94	ng/kg	1,470	719	1,920	1,540	702 [778]	708	607
PCB-95	ng/kg	212,000 EJ	91,900 E	211,000 E	202,000 E	80,000 E [89,200 E]	95,300 EJ	65,000 E
PCB-96	ng/kg	1,320	419	1,450	1,240	639 [768]	485 U	398
PCB-98/102	ng/kg	12,500	4,250	15,400	16,700	5,680 [6,740]	6,230 J	3,610
PCB-99	ng/kg	718,000 EJ	262,000 E	678,000 E	820,000 E	243,000 BE [276,000 E]	323,000 BEJ	206,000 E
PCB-103	ng/kg	14,800 J	5,340	15,800	17,200	6,730 [7,140]	7,950 J	4,700
PCB-104	ng/kg	374	42.2 U	355 J	337 J	227 J [274]	170 U	78.0 J
PCB-105	ng/kg	115,000 EJ	74,700 E	186,000 E	223,000 E	55,400 BE [R]	81,300 BEJ	55,000 E
PCB-106	ng/kg	41.8 U	51.3 U	127 U	194 U	148 U [65.6 U]	206 U	38.0 U
PCB-107	ng/kg	84,400 EJ	42,500 E	103,000 E	132,000 E	35,400 [50,400 E]	52,500 J	33,000 E
PCB-108/124	ng/kg	13,700 J	7,000	19,200	20,200	5,460 [8,380]	7,980 J	5,570
PCB-110/115	ng/kg	426,000 EJ	R	R	R	172,000 BE [R]	197,000 BEJ	R
PCB-111	ng/kg	4,490 J	1,590	3,770	5,290	1,510 [1,760]	2,130	1,310
PCB-112	ng/kg	34.6 U	42.2 U	105 U	160 U	457 [364]	170 U	31.4 U
PCB-114	ng/kg	7,640	3,840	11,300	13,600	3,360 [5,120]	4,200 J	3,110
PCB-118	ng/kg	646,000 EJ	363,000 BE	885,000 BE	1,130,000 BE	264,000 BE [426,000 BE]	370,000 BEJ	277,000 BE
PCB-120	ng/kg	19,300 EJ	7,280	16,800	23,300	6,730 [7,520]	9,680 J	5,770
PCB-121	ng/kg	1,590	484	1,250	1,670	521 [604]	628	377
PCB-122	ng/kg	1,910	913	2,630	2,780	714 [1,100]	975	623
PCB-123	ng/kg	9,850 J	3,050	12,300	12,800	3,110 [4,620]	206 U	3,890
PCB-126	ng/kg	1,250	881	2,180	2,140	139 U [61.8 U]	4,250	759
PCB-127	ng/kg	1,180	669	1,520	1,940	413 J [R]	R	364
PCB-128/166	ng/kg	116,000 EJ	59,400 E	145,000 E	186,000 E	48,200 [54,200 E]	61,500 J	43,900 E
PCB-129/138/163	ng/kg	1,420,000 EJ	600,000 E	1,420,000 E	1,750,000 E	473,000 BE [550,000 BE]	668,000 BEJ	411,000 E
PCB-130	ng/kg	72,600 EJ	31,900 E	75,900 E	92,000 E	25,500 [29,800 E]	37,500 J	23,000 E
PCB-131	ng/kg	4,460	2,370	5,780	6,670	2,070 [2,340]	2,600 J	1,630
PCB-132	ng/kg	108,000 EJ	R	R	R	47,500 B [56,600 E]	54,800 BJ	R
PCB-133	ng/kg	40,000 EJ	19,200 E	43,700	52,300	15,300 [17,900]	21,600 J	14,700 E
PCB-134	ng/kg	23,800 EJ	R	R	R	10,100 [12,000]	12,500 J	R
PCB-135/151	ng/kg	267,000 EJ	152,000 E	352,000 E	393,000 E	111,000 E [145,000 E]	155,000 EJ	101,000 E
PCB-136	ng/kg	37,700 EJ	23,100 E	53,700 E	57,000	18,000 [24,400 E]	18,600 J	15,100 E
PCB-137	ng/kg	30,800 EJ	13,500	35,800	40,300	11,100 [13,200]	15,900 J	9,410
PCB-139/140	ng/kg	21,300 J	8,590	21,100	25,500	6,840 [8,200]	9,680 J	6,230

Table C-24
Lipid Normalized Striped Bass (Fillet) Analytical Results

Sample Name: / Date Analyzed:	Units	NB03FSBS320 12/07/15	NB03FSBS321 12/15/15	NB03FSBS322 12/15/15	NB03FSBS323 12/15/15	NB03FSBS324 01/18/16	NB03FSBS325 01/18/16	NB03FSBS327 12/15/15
PCB-141	ng/kg	79,200 EJ	31,300 BE	92,300 BE	97,900 BE	27,300 B [31,000 BE]	36,500 BJ	23,900 BE
PCB-142	ng/kg	41.8 U	R	R	R	148 U [65.6 U]	206 U	R
PCB-143	ng/kg	81.3 U	R	R	R	288 U [127 U]	400 U	R
PCB-144	ng/kg	25,900 EJ	14,600	34,200	39,000	10,800 [14,000]	15,500 J	9,300
PCB-145	ng/kg	83.6 J	48.1 U	150 J	183 U	139 U [65.0 J]	194 U	38.0 J
PCB-146	ng/kg	390,000 EJ	R	R	R	128,000 BE [147,000 BE]	192,000 BEJ	R
PCB-147/149	ng/kg	536,000 BEJ	263,000 BE	597,000 BE	669,000 BE	218,000 BE [232,000 BE]	278,000 BEJ	171,000 BE
PCB-148	ng/kg	13,200 J	5,840	12,200	17,200	4,950 [6,540]	7,150 J	4,050
PCB-150	ng/kg	6,050	2,540	6,140	8,180	2,380 [3,180]	3,380	1,840
PCB-152	ng/kg	349	146 J	498	648	156 J [183 J]	176 J	92.1 J
PCB-153/168	ng/kg	2,000,000 BEJ	744,000 BE	1,710,000 BE	2,110,000 BE	605,000 BE [718,000 BE]	900,000 BEJ	525,000 BE
PCB-154	ng/kg	78,500 EJ	30,500 E	72,000 E	90,000 E	26,100 [35,200 E]	38,500 J	23,000 E
PCB-155	ng/kg	9,870 J	3,220	8,310	11,100	3,390 [4,180]	3,450 J	2,410
PCB-156/157	ng/kg	69,200 EJ	38,800 E	96,900 E	115,000	27,000 [40,400]	40,000 J	28,400 E
PCB-158	ng/kg	63,100 EJ	27,400 E	69,900 E	87,100 E	21,600 [24,200 E]	30,300 J	19,500 E
PCB-159	ng/kg	34.6 U	42.2 U	105 U	160 U	137 J [156 J]	1,400 J	31.4 U
PCB-160	ng/kg	155 U	190 U	471 U	721 U	548 U [244 U]	763 U	141 U
PCB-161	ng/kg	32.1 U	R	R	R	113 U [80.4 J]	157 U	R
PCB-162	ng/kg	14,300 J	5,660	12,800	15,300	4,460 [5,800]	5,980 J	4,050
PCB-164	ng/kg	26,400 EJ	12,900	33,400	36,100	9,800 [10,800]	13,300 J	8,820
PCB-165	ng/kg	6,030 J	R	R	R	1,860 [2,240]	2,830 J	R
PCB-167	ng/kg	41,300 EJ	20,900 E	51,800 E	61,000	15,200 [22,200]	22,800 J	15,700 E
PCB-169	ng/kg	202	45.3 U	112 U	171 U	130 U [109 J]	182 U	33.4 U
PCB-170	ng/kg	207,000 EJ	76,600 E	208,000 E	217,000 E	60,200 E [66,600 E]	72,500 J	55,000 E
PCB-171/173	ng/kg	83,300 EJ	R	R	R	21,600 [26,000]	27,800 J	R
PCB-172	ng/kg	60,000 EJ	19,500 E	49,700 E	50,900	15,000 [17,500]	21,100 J	14,400 E
PCB-174	ng/kg	86,400 EJ	R	R	R	25,900 [31,200 E]	33,500 J	R
PCB-175	ng/kg	20,400 EJ	R	R	R	5,840 [7,440]	8,600 J	R
PCB-176	ng/kg	19,600 EJ	9,410	23,200	23,800	6,550 [8,660]	9,200 J	6,180
PCB-177	ng/kg	185,000 EJ	R	R	R	49,600 [60,000 E]	70,500 J	R
PCB-178	ng/kg	142,000 EJ	R	R	R	42,000 [54,400 E]	63,000 J	R
PCB-179	ng/kg	90,300 EJ	41,300 E	99,200 E	98,600 E	26,800 [36,200 E]	36,800 J	28,000 E
PCB-180/193	ng/kg	674,000 EJ	236,000 E	635,000 E	637,000 E	184,000 BE [204,000 E]	245,000 BEJ	169,000 E
PCB-181	ng/kg	2,080	R	R	R	566 [682]	733	R
PCB-182	ng/kg	6,790 J	R	R	R	1,710 [2,020]	2,200	R
PCB-183/185	ng/kg	279,000 EJ	R	R	R	71,600 [86,200 E]	103,000 J	R
PCB-184	ng/kg	4,180	1,480	3,280	3,820	1,230 [1,560]	1,730	1,080
PCB-186	ng/kg	36.9 U	45.3 U	112 U	171 U	130 U [58.0 U]	182 U	33.4 U
PCB-187	ng/kg	941,000 EJ	R	R	R	268,000 BE [336,000 BE]	390,000 BEJ	R
PCB-188	ng/kg	17,200 EJ	6,280	12,300	16,700	5,200 [6,480]	7,380 J	4,200
PCB-189	ng/kg	8,720	3,880	9,920	10,000	2,820 [4,060]	3,930 J	2,980
PCB-190	ng/kg	43,100 EJ	14,700	41,200	40,200	11,800 [12,900]	14,300 J	10,800
PCB-191	ng/kg	9,590 J	3,340	8,380	8,980	2,520 [2,780]	3,430 J	2,300
PCB-192	ng/kg	32.1 U	R	R	R	113 U [50.2 U]	157 U	R
PCB-194	ng/kg	129,000 EJ	51,600 E	141,000 E	128,000 E	44,500 [53,400 E]	52,800 J	42,000 E

Table C-24
Lipid Normalized Striped Bass (Fillet) Analytical Results

Sample Name: / Date Analyzed:	Units	NB03FSBS320 12/07/15	NB03FSBS321 12/15/15	NB03FSBS322 12/15/15	NB03FSBS323 12/15/15	NB03FSBS324 01/18/16	NB03FSBS325 01/18/16	NB03FSBS327 12/15/15
PCB-195	ng/kg	37,900 EJ	13,600	39,700	37,100	11,300 [14,600]	12,300 J	10,800
PCB-196	ng/kg	105,000 EJ	38,800 E	88,500 E	96,300	27,500 [36,200 E]	36,500 J	28,000 E
PCB-197/200	ng/kg	26,200 J	10,100	22,800	24,900	6,700 [9,600]	9,950 J	7,320
PCB-198/199	ng/kg	305,000 EJ	120,000 E	269,000 E	283,000 E	79,300 [106,000 E]	112,000 J	81,800 E
PCB-201	ng/kg	64,100 EJ	23,700	50,600	60,700	16,100 [23,600]	25,000 J	17,300
PCB-202	ng/kg	159,000 EJ	76,900 E	145,000 E	169,000 E	48,200 [61,800 E]	69,800 J	48,900 E
PCB-203	ng/kg	144,000 EJ	53,400 E	142,000 E	133,000 E	40,000 [53,800 E]	50,300 J	39,800 E
PCB-204	ng/kg	1,060	366	595	669	214 J [288]	300 J	214
PCB-205	ng/kg	6,790	2,430	6,650	5,900	2,000 [2,660]	2,630	2,000
PCB-206	ng/kg	295,000 EJ	95,600 E	218,000 E	237,000 E	79,600 E [98,600 E]	98,500 J	74,500 E
PCB-207	ng/kg	39,700 EJ	11,500	28,700	32,300	10,600 [13,300]	12,900 J	10,000
PCB-208	ng/kg	156,000 EJ	54,700 E	117,000 E	136,000 E	42,500 [53,000 E]	54,800 J	38,200 E
PCB-209	ng/kg	R	64,100 E	164,000 E	202,000 E	57,900 B [72,800 E]	70,000 BJ	52,500 E
Total PCB Congeners (209)	ng/kg	16,000,000 J	5,350,000 J	13,400,000 J	15,000,000 J	5,450,000 J [6,350,000 J]	7,030,000 J	3,960,000 J
Semivolatiles								
1,2,4,5-Tetrachlorobenzene	ug/kg	8,500 U	10,000 U	25,000 U	37,000 U	5,900 U [6,600 U]	8,300 U	7,500 U
1,2-Diphenylhydrazine	ug/kg	8,500 U	10,000 U	25,000 U	37,000 U	5,900 U [6,600 U]	8,300 U	7,500 U
1-Methylnaphthalene	ug/kg	130 U	170 U	410 U	610 U	95 U [110 U]	130 U	120 U
2,3,4,6-Tetrachlorophenol	ug/kg	33,000 U	41,000 U	100,000 U	150,000 U	23,000 U [26,000 U]	33,000 U	30,000 U
2,4,5-Trichlorophenol	ug/kg	8,500 U	10,000 U	25,000 U	37,000 U	5,900 U [6,600 U]	8,300 U	7,500 U
2,4,6-Trichlorophenol	ug/kg	8,500 U	10,000 U	25,000 U	37,000 U	5,900 U [6,600 U]	8,300 U	7,500 U
2,4-Dichlorophenol	ug/kg	8,500 U	10,000 U	25,000 U	37,000 U	5,900 U [6,600 U]	8,300 U	7,500 U
2,4-Dimethylphenol	ug/kg	8,500 U	10,000 U	25,000 U	37,000 U	5,900 U [6,600 U]	8,300 U	7,500 U
2,4-Dinitrophenol	ug/kg	150,000 U	180,000 U	450,000 U	670,000 U	110,000 U [120,000 U]	150,000 U	140,000 U
2,4-Dinitrotoluene	ug/kg	33,000 U	41,000 U	100,000 U	150,000 U	23,000 U [26,000 U]	33,000 U	30,000 U
2,6-Dinitrotoluene	ug/kg	8,500 U	10,000 U	25,000 U	37,000 U	5,900 U [6,600 U]	8,300 U	7,500 U
2-Chloronaphthalene	ug/kg	3,300 U	4,100 U	10,000 U	15,000 U	2,300 U [2,600 U]	3,300 U	3,000 U
2-Chlorophenol	ug/kg	8,500 U	10,000 U	25,000 U	37,000 U	5,900 U [6,600 U]	8,300 U	7,500 U
2-Methylnaphthalene	ug/kg	130 U	170 U	410 U	610 U	95 U [110 U]	130 U	120 U
2-Methylphenol (o-cresol)	ug/kg	8,500 U	10,000 U	25,000 U	37,000 U	5,900 U [6,600 U]	8,300 U	7,500 U
2-Nitroaniline	ug/kg	8,500 U	10,000 U	25,000 U	37,000 U	5,900 U [6,600 U]	8,300 U	7,500 U
2-Nitrophenol	ug/kg	8,500 U	10,000 U	25,000 U	37,000 U	5,900 U [6,600 U]	8,300 U	7,500 U
3,3'-Dichlorobenzidine	ug/kg	51,000 U	63,000 U	150,000 U	220,000 U	36,000 U [40,000 U]	50,000 U	45,000 U
3-Nitroaniline	ug/kg	33,000 U	41,000 U	100,000 U	150,000 U	23,000 U [26,000 U]	33,000 U	30,000 U
4,6-Dinitro-2-methylphenol	ug/kg	85,000 U	100,000 U	250,000 U	370,000 U	59,000 U [66,000 U]	83,000 U	75,000 U
4-Bromophenyl phenyl ether	ug/kg	8,500 U	10,000 U	25,000 U	37,000 U	5,900 U [6,600 U]	8,300 U	7,500 U
4-Chloro-3-methylphenol	ug/kg	8,500 U	10,000 U	25,000 U	37,000 U	5,900 U [6,600 U]	8,300 U	7,500 U
4-Chloroaniline	ug/kg	17,000 U	21,000 U	50,000 U	75,000 U	12,000 U [13,000 U]	17,000 U	15,000 U
4-Chlorophenyl phenyl ether	ug/kg	8,500 U	10,000 U	25,000 U	37,000 U	5,900 U [6,600 U]	8,300 U	7,500 U
4-Methylphenol (p-cresol)	ug/kg	8,500 U	10,000 U	25,000 U	37,000 U	5,900 U [6,600 U]	8,300 U	7,500 U
4-Nitroaniline	ug/kg	33,000 U	41,000 U	100,000 U	150,000 U	23,000 U [26,000 U]	33,000 U	30,000 U
4-Nitrophenol	ug/kg	85,000 U	100,000 U	250,000 U	370,000 U	59,000 U [66,000 U]	83,000 U	75,000 U
Acenaphthene	ug/kg	130 U	170 U	410 U	610 U	95 U [110 U]	130 U	120 U
Acenaphthylene	ug/kg	130 U	170 U	410 U	610 U	95 U [110 U]	130 U	120 U
Acetophenone	ug/kg	8,500 U	10,000 U	25,000 U	37,000 U	5,900 U [6,600 U]	8,300 U	7,500 U

Table C-24
Lipid Normalized Striped Bass (Fillet) Analytical Results

Sample Name: / Date Analyzed:	Units	NB03FSBS320 12/07/15	NB03FSBS321 12/15/15	NB03FSBS322 12/15/15	NB03FSBS323 12/15/15	NB03FSBS324 01/18/16	NB03FSBS325 01/18/16	NB03FSBS327 12/15/15
Anthracene	ug/kg	130 U	170 U	410 U	610 U	95 U [110 U]	130 U	120 U
Atrazine	ug/kg	17,000 U	21,000 U	50,000 U	75,000 U	12,000 U [13,000 U]	17,000 U	15,000 U
Benzaldehyde	ug/kg	33,000 U	41,000 U	100,000 U	150,000 U	23,000 U [26,000 U]	33,000 U	30,000 U
Benzidine	ug/kg	360,000 U	440,000 U	1,100,000 U	1,600,000 U	250,000 U [280,000 U]	350,000 U	320,000 U
Benzo(a)anthracene	ug/kg	130 U	170 U	410 U	610 U	95 U [110 U]	130 U	120 U
Benzo(a)pyrene	ug/kg	130 U	170 U	410 U	610 U	95 U [110 U]	130 U	120 U
Benzo(b)fluoranthene	ug/kg	130 U	170 U	410 U	610 U	95 U [110 U]	130 U	120 U
Benzo(g,h,i)perylene	ug/kg	130 U	170 U	410 U	610 U	95 U [110 U]	130 U	120 U
Benzo(j)+(k)fluoranthene	ug/kg	130 U	170 U	410 U	610 U	95 U [110 U]	130 U	120 U
Benzo[e]pyrene	ug/kg	130 U	170 U	410 U	610 U	95 U [110 U]	130 U	120 U
Benzoic acid	ug/kg	85,000 U	100,000 U	250,000 U	370,000 U	59,000 U [66,000 U]	83,000 U	75,000 U
Benzyl butyl phthalate	ug/kg	33,000 U	41,000 U	100,000 U	150,000 U	23,000 U [26,000 U]	33,000 U	30,000 U
Biphenyl (diphenyl)	ug/kg	8,500 U	10,000 U	25,000 U	37,000 U	5,900 U [6,600 U]	8,300 U	7,500 U
Bis(2-chloroethoxy) methane	ug/kg	8,500 U	10,000 U	25,000 U	37,000 U	5,900 U [6,600 U]	8,300 U	7,500 U
Bis(2-chloroethyl) ether (2-Chloroethyl ether)	ug/kg	8,500 U	10,000 U	25,000 U	37,000 U	5,900 U [6,600 U]	8,300 U	7,500 U
Bis(2-chloroisopropyl) ether	ug/kg	8,500 U	10,000 U	25,000 U	37,000 U	5,900 U [6,600 U]	8,300 U	7,500 U
Bis(2-Ethylhexyl) phthalate	ug/kg	33,000 U	41,000 U	100,000 U	150,000 U	23,000 U [26,000 U]	33,000 U	30,000 U
C1-Chrysenes	ug/kg	130 U	170 U	410 U	610 U	95 U [110 U]	130 U	120 U
C1-Fluoranthenes/pyrenes	ug/kg	130 U	170 U	410 U	610 U	95 U [110 U]	130 U	120 U
C1-Fluorenes	ug/kg	130 U	170 U	410 U	610 U	95 U [110 U]	130 U	120 U
C1-Naphthalenes	ug/kg	130 U	170 U	410 U	610 U	95 U [110 U]	130 U	130 J
C1-Phenanthrene/anthracene	ug/kg	130 U	170 U	410 U	610 U	95 U [110 U]	130 U	120 U
C2-Chrysene	ug/kg	130 U	170 U	410 U	610 U	95 U [110 U]	130 U	120 U
C2-Fluoranthenes/pyrene	ug/kg	130 U	170 U	410 U	610 U	95 U [110 U]	130 U	120 U
C2-Fluorenes	ug/kg	130 U	170 U	410 U	610 U	95 U [110 U]	130 U	120 U
C2-Naphthalenes	ug/kg	130 U	170 U	480 J	610 U	95 U [110 U]	130 U	210 J
C2-Phenanthrene/anthracene	ug/kg	130 U	170 U	410 U	610 U	95 U [110 U]	130 U	120 U
C3-Chrysene	ug/kg	130 U	170 U	410 U	610 U	95 U [110 U]	130 U	120 U
C3-Fluoranthenes/pyrene	ug/kg	130 U	170 U	410 U	610 U	95 U [110 U]	130 U	120 U
C3-Fluorenes	ug/kg	130 U	170 U	410 U	610 U	95 U [110 U]	130 U	120 U
C3-Naphthalenes	ug/kg	130 U	170 U	410 U	610 U	95 U [110 U]	130 U	170 J
C3-Phenanthrene/anthracene	ug/kg	130 U	170 U	410 U	610 U	95 U [110 U]	130 U	120 U
C4-Chrysene	ug/kg	130 U	170 U	410 U	610 U	95 U [110 U]	130 U	120 U
C4-Naphthalenes	ug/kg	130 U	170 U	410 U	610 U	95 U [110 U]	130 U	120 U
C4-Phenanthrene/anthracene	ug/kg	130 U	170 U	410 U	610 U	95 U [110 U]	130 U	120 U
Caprolactam	ug/kg	17,000 U	21,000 U	50,000 U	75,000 U	12,000 U [13,000 U]	17,000 U	15,000 U
Carbazole	ug/kg	8,500 U	10,000 U	25,000 U	37,000 U	5,900 U [6,600 U]	8,300 U	7,500 U
Chrysene	ug/kg	130 U	170 U	410 U	610 U	95 U [110 U]	130 U	120 U
Dibenz(a,h)anthracene	ug/kg	130 U	170 U	410 U	610 U	95 U [110 U]	130 U	120 U
Dibenzofuran	ug/kg	8,500 U	10,000 U	25,000 U	37,000 U	5,900 U [6,600 U]	8,300 U	7,500 U
Diethyl phthalate	ug/kg	33,000 U	41,000 U	100,000 U	150,000 U	23,000 U [26,000 U]	33,000 U	30,000 U
Dimethyl phthalate	ug/kg	33,000 U	41,000 U	100,000 U	150,000 U	23,000 U [26,000 U]	33,000 U	30,000 U
Di-n-butyl phthalate	ug/kg	33,000 U	41,000 U	100,000 U	150,000 U	23,000 U [26,000 U]	33,000 U	30,000 U
Di-n-octylphthalate	ug/kg	33,000 U	41,000 U	100,000 U	150,000 U	23,000 U [26,000 U]	33,000 U	30,000 U
Fluoranthene	ug/kg	130 U	170 U	410 U	610 U	95 U [110 U]	130 U	120 U

Table C-24
Lipid Normalized Striped Bass (Fillet) Analytical Results

Sample Name: / Date Analyzed:	Units	NB03FSBS320 12/07/15	NB03FSBS321 12/15/15	NB03FSBS322 12/15/15	NB03FSBS323 12/15/15	NB03FSBS324 01/18/16	NB03FSBS325 01/18/16	NB03FSBS327 12/15/15
Fluorene	ug/kg	130 U	170 U	410 U	610 U	95 U [110 U]	130 U	120 U
Hexachlorobutadiene	ug/kg	8,500 U	10,000 U	25,000 U	37,000 U	5,900 U [6,600 U]	8,300 U	7,500 U
Hexachlorocyclopentadiene	ug/kg	85,000 U	100,000 U	250,000 U	370,000 U	59,000 U [66,000 U]	83,000 U	75,000 U
Hexachloroethane	ug/kg	17,000 U	21,000 U	50,000 U	75,000 U	12,000 U [13,000 U]	17,000 U	15,000 U
Indeno(1,2,3-c,d)pyrene	ug/kg	130 U	170 U	410 U	610 U	95 U [110 U]	130 U	120 U
Isophorone	ug/kg	8,500 U	10,000 U	25,000 U	37,000 U	5,900 U [6,600 U]	8,300 U	7,500 U
Naphthalene	ug/kg	130 U	170 U	410 U	610 U	95 U [110 U]	130 U	120 U
Nitrobenzene	ug/kg	8,500 U	10,000 U	25,000 U	37,000 U	5,900 U [6,600 U]	8,300 U	7,500 U
N-Nitrosodi-n-propylamine	ug/kg	8,500 U	10,000 U	25,000 U	37,000 U	5,900 U [6,600 U]	8,300 U	7,500 U
N-Nitrosodiphenylamine	ug/kg	8,500 U	10,000 U	25,000 U	37,000 U	5,900 U [6,600 U]	8,300 U	7,500 U
Pentachlorophenol	ug/kg	17,000 U	21,000 U	50,000 U	75,000 U	12,000 U [13,000 U]	17,000 U	15,000 U
Perylene	ug/kg	130 U	170 U	410 U	610 U	95 U [110 U]	130 U	120 U
Phenanthrene	ug/kg	130 U	170 U	410 U	610 U	95 U [110 U]	130 U	120 U
Phenol	ug/kg	8,500 U	10,000 U	25,000 U	37,000 U	5,900 U [6,600 U]	8,300 U	7,500 U
Pyrene	ug/kg	130 U	170 U	410 U	610 U	95 U [110 U]	130 U	120 U
Pyridine	ug/kg	33,000 U	41,000 U	100,000 U	150,000 U	23,000 U [26,000 U]	33,000 U	30,000 U
Total HMW PAHs	ug/kg	130 U	170 U	410 U	610 U	95 U [110 U]	130 U	120 U
Total LMW PAHs	ug/kg	130 U	170 U	410 U	610 U	95 U [110 U]	130 U	120 U
Total PAHs	ug/kg	130 U	170 U	410 U	610 U	95 U [110 U]	130 U	120 U

Table C-24
Lipid Normalized Striped Bass (Fillet) Analytical Results

Sample Name: / Date Analyzed:	Units	NB03FSBS328 12/15/15	NB03FSBS329 12/15/15	NB03FSBS330 12/15/15	NB03FSBS331 01/18/16	NB03FSBS332 12/15/15	NB03FSBS333 01/18/16
Dioxins/Furans							
1,2,3,4,6,7,8-HpCDD	ng/kg	1.46 JB	6.47 JBQ	6.68 JBQ	6.67 JBQ [8.67 JB]	4.23 JB	2.98 JBQ
1,2,3,4,6,7,8-HpCDF	ng/kg	12.2 JB	19.7 JB	32.5 JBQ	272 B [244 B]	30.2 JBQ	34.3 JBQ
1,2,3,4,7,8,9-HpCDF	ng/kg	2.56 JBQ	5.04 JBQ	6.78 U	4.38 JBQ [3.64 JBQ]	2.53 U	3.87 JBQ
1,2,3,4,7,8-HxCDD	ng/kg	5.34 JBQ	1.85 U	4.93 JBQ	8.10 JQ [2.68 JQ]	1.58 JB	1.43 JQ
1,2,3,4,7,8-HxCDF	ng/kg	2.14 JBQ	2.28 U	4.32 JBQ	29.7 JB [29.0 JBQ]	2.61 JB	1.21 U
1,2,3,6,7,8-HxCDD	ng/kg	4.34 JQ	2.40 JQ	8.90 JQ	12.3 J [14.0 JQ]	3.58 JQ	3.99 JQ
1,2,3,6,7,8-HxCDF	ng/kg	2.89 JBQ	9.36 JBQ	7.14 JBQ	89.7 JB [86.3 JB]	14.7 JB	8.44 JB
1,2,3,7,8,9-HxCDD	ng/kg	1.07 J	1.91 JQ	4.15 JQ	4.92 JBQ [3.47 JBQ]	1.51 U	1.41 U
1,2,3,7,8,9-HxCDF	ng/kg	2.47 JB	6.56 JB	6.07 JB	5.18 JBQ [4.70 JBQ]	2.94 JB	2.04 JB
1,2,3,7,8-PCDD	ng/kg	2.40 U	54.1 JQ	71.0 JQ	29.5 JB [24.2 JBQ]	6.89 U	13.2 JBQ
1,2,3,7,8-PCDF	ng/kg	29.2 JBQ	83.6 JB	53.9 JB	119 JB [112 JB]	119 JB	44.8 JB
2,3,4,6,7,8-HxCDF	ng/kg	0.690 U	2.14 U	4.32 JBQ	6.36 JBQ [4.63 JBQ]	1.61 U	1.39 JB
2,3,4,7,8-PCDF	ng/kg	16.3 JBQ	54.3 JB	52.4 JB	208 BC [237 BC]	48.4 JB	48.8 JB
2,3,7,8-TCDD	ng/kg	12.2 JQ	18.9 JQ	256	710 J [785 J]	56.7	27.1 JQ
2,3,7,8-TCDF	ng/kg	36.6 C	61.6 J	45.1 JQ	218 C [238 C]	113 C	73.2 C
OCDD	ng/kg	4.03 JBQ	7.86 JB	17.6 JBQ	11.2 JB [14.9 JBQ]	10.3 JB	11.3 JB
OCDF	ng/kg	1.61 JBQ	5.56 JB	14.7 JB	5.85 JBQ [5.59 JBQ]	3.84 JB	2.24 JBQ
Butyltins							
Dibutyltin	ug/kg	32 U	93 U	200 U	33 UJ [48 UJ]	67 U	52 UJ
Monobutyltin	ug/kg	500 UCN	1,400 UCN	3,200 UCN	540 UJCN [780 UJCN]	1,100 UCN	840 UJCN
Tetra-n-butyltin	ug/kg	42 U	110 U	250 U	44 UJ [63 UJ]	89 U	68 UJ
Tributyltin	ug/kg	37 U	110 U	240 U	38 UJ [56 UJ]	78 U	60 UJ
Aroclor PCBs							
Aroclor 1016	ug/kg	190 U	510 U	1,200 U	900 U [1,300 U]	390 U	290 U
Aroclor 1221	ug/kg	240 U	650 U	1,500 U	1,200 U [1,700 U]	490 U	370 U
Aroclor 1232	ug/kg	420 U	1,100 U	2,700 U	2,000 U [3,000 U]	830 U	640 U
Aroclor 1242	ug/kg	170 U	460 U	1,100 U	820 U [1,200 U]	360 U	260 U
Aroclor 1248	ug/kg	530 J	1,500 J	4,400 J	25,000 [31,000]	5,200	260 U
Aroclor 1254	ug/kg	1,800 PJ	6,100	4,900 J	18,000 [23,000]	7,200	4,400 J
Aroclor 1260	ug/kg	470 J	2,600	1,600 U	1,200 U [1,800 U]	1,800 J	1,300 J
Aroclor 1262	ug/kg	170 U	460 U	1,100 U	820 U [1,200 U]	360 U	260 U
Aroclor 1268	ug/kg	170 U	460 U	1,100 U	820 U [1,200 U]	360 U	260 U
Total Aroclor PCBs (Sum Of 7 Aroclors)	ug/kg	2,800 J	10,000 J	9,300 J	43,000 [53,000]	14,000 J	5,700 J
Total Aroclor PCBs (Sum Of 9 Aroclors)	ug/kg	2,800 J	10,000 J	9,300 J	43,000 [53,000]	14,000 J	5,700 J
Pesticides							
2,4'-DDD	pg/g	89,700 B	67,100 B	461,000 B	333,000 J [294,000 J]	15,900 B	55,200 J
2,4'-DDE	pg/g	29,500 B	22,500 JB	236,000 JB	199,000 J [165,000 J]	7,220 JB	33,300 J
2,4'-DDT	pg/g	10,100	5,490	25,600	20,500 J [17,200 J]	2,040 J	11,800 J
4,4'-DDD	pg/g	284,000 B	222,000 B	1,610,000 B	2,900,000 DJ [2,430,000 DJ]	131,000 B	253,000 J
4,4'-DDE	pg/g	771,000 BD	634,000 B	2,920,000 B	5,150,000 BDJ [4,410,000 BDJ]	594,000 B	1,240,000 BDJ
4,4'-DDT	pg/g	47,400 B	28,200 B	138,000 B	155,000 J [135,000 J]	16,300 B	64,000 J
Aldrin	pg/g	199 J	654 U	1,550 U	6,150 J [5,480 J]	441 J	366 UJ
Alpha BHC	pg/g	2,460	1,440 J	1,690 J	849 J [863 J]	494 J	1,920 J
Alpha endosulfan	pg/g	1,510 U	4,100 UJ	9,730 U	1,470 UJ [2,130 UJ]	3,190 U	2,300 UJ

Table C-24
Lipid Normalized Striped Bass (Fillet) Analytical Results

Sample Name: / Date Analyzed:	Units	NB03FSBS328 12/15/15	NB03FSBS329 12/15/15	NB03FSBS330 12/15/15	NB03FSBS331 01/18/16	NB03FSBS332 12/15/15	NB03FSBS333 01/18/16
Beta BHC	pg/g	1,620	864 J	1,880 U	1,460 J [1,120 J]	328 J	1,120 J
Beta endosulfan	pg/g	1,530 U	4,160 U	9,880 U	1,490 UJ [2,160 UJ]	3,240 U	2,330 UJ
cis-Chlordane	pg/g	97,600	59,300	336,000	3,380,000 DJ [2,970,000 DJ]	123,000	116,000 J
cis-Nonachlor	pg/g	60,800	52,500	157,000	931,000 DJ [785,000 DJ]	54,900	85,200 J
Delta BHC	pg/g	131 J	363 U	861 U	130 UJ [188 UJ]	282 U	108 J
Dieldrin	pg/g	75,300	35,800	133,000	923,000 DJ [741,000 DJ]	63,900	70,800 J
Endosulfan sulfate	pg/g	1,670 U	4,520 U	10,700 U	1,620 UJ [2,340 UJ]	2,910 J	2,530 UJ
Endrin	pg/g	987 J	993 U	2,360 U	1,730 J [1,510 J]	772 U	876 J
Endrin aldehyde	pg/g	3,450 U	9,360 U	22,200 U	3,360 UJ [4,850 UJ]	7,280 U	5,240 UJ
Endrin ketone	pg/g	2,000 U	5,430 U	12,900 U	1,950 UJ [2,810 UJ]	4,220 U	3,040 UJ
Gamma BHC (Lindane)	pg/g	1,420	729 J	1,410 J	864 J [807 J]	434 J	896 J
Heptachlor	pg/g	855 U	2,320 U	5,510 U	1,090 J [996 J]	1,810 U	1,300 UJ
Heptachlor epoxide	pg/g	18,300	9,430	34,700	135,000 J [124,000 J]	9,830	12,400 J
Hexachlorobenzene	pg/g	24,000 B	12,700 B	41,200 B	61,500 JB [53,700 BJ]	10,700 B	28,600 BJ
Methoxychlor	pg/g	1,020 UJ	2,780 UJ	6,590 UJ	997 UJ [1,440 UJ]	2,160 UJ	1,560 UJ
Mirex	pg/g	4,180	3,930	8,830	6,670 J [5,630 J]	2,660	5,600 J
Oxychlordane	pg/g	18,200	10,300	93,400	264,000 J [228,000 J]	15,800	23,000 J
Trans-chlordane	pg/g	21,400	12,300 J	56,400	577,000 DJ [541,000 DJ]	33,400 J	19,900 J
Trans-heptachlor epoxide	pg/g	447 U	1,210 U	2,880 U	436 UJ [630 UJ]	944 U	680 UJ
Trans-nonachlor	pg/g	159,000	116,000	414,000	2,230,000 DJ [2,020,000 DJ]	116,000	228,000 J
Total Alpha + Gamma Chlordane	pg/g	119,000	71,600 J	392,000	3,960,000 J [3,510,000 J]	156,000 J	136,000 J
Total DDT (2,4)	pg/g	129,000	95,100 J	722,000 J	553,000 J [476,000 J]	25,200 J	100,000 J
Total DDT (4,4)	pg/g	1,100,000	884,000	4,660,000	8,210,000 J [6,980,000 J]	742,000	1,550,000 J
Total DDT (2,4 & 4,4)	pg/g	1,230,000	979,000 J	5,380,000 J	8,760,000 J [7,450,000 J]	767,000 J	1,650,000 J
PCB Congeners							
PCB-1	ng/kg	987 B	1,270 B	2,580 B	R [18,800 J]	19,400 BE	1,120
PCB-2	ng/kg	54.2	94.3 J	145 J	315 J [234 J]	76.7 J	138 U
PCB-3	ng/kg	29.0 U	75.7 U	181 U	628 J [374 J]	60.6 U	217 U
PCB-4	ng/kg	9,840 E	12,000	30,500	205,000 BEJ [160,000 BEJ]	229,000 E	9,200 JB
PCB-5	ng/kg	39.0 J	72.9 J	131 U	779 J [633 J]	154 J	158 U
PCB-6	ng/kg	1,000	1,060	4,050	72,100 EJ [50,700 BJ]	19,100 E	1,040 B
PCB-7	ng/kg	141	220	717	5,380 J [3,580 J]	789	158 U
PCB-8	ng/kg	3,160 B	3,640 B	11,700 B	125,000 BEJ [85,600 BEJ]	42,500 BE	2,880 B
PCB-9	ng/kg	219	48.1 U	803	8,740 J [5,850 J]	2,360	205 J
PCB-10	ng/kg	1,470	1,600	4,440	24,000 J [16,300 J]	42,800 E	1,390
PCB-11	ng/kg	2,440	2,570	4,850	4,490 BJ [1,990 BJ]	1,390	3,630 JB
PCB-12/13	ng/kg	179	215 J	559 J	2,060 J [1,390 J]	728	374 U
PCB-14	ng/kg	21.0 U	55.1 U	131 U	192 U [146 U]	44.1 U	158 U
PCB-15	ng/kg	42.1 U	110 U	263 U	2,370 J [1,730 J]	88.3 U	892 J
PCB-16	ng/kg	4,500	4,450	32,200	191,000 BEJ [154,000 BEJ]	36,700 E	3,090 B
PCB-17	ng/kg	7,890 E	7,930	82,200 E	459,000 BEJ [336,000 BEJ]	134,000 E	13,800 JB
PCB-18/30	ng/kg	12,600	12,600	112,000 E	690,000 EJ [519,000 BEJ]	168,000 E	15,300 B
PCB-19	ng/kg	4,320	4,130	21,500	146,000 EJ [103,000 EJ]	105,000 E	4,360
PCB-20/28	ng/kg	30,500 BE	34,900 B	369,000 BE	2,300,000 E [2,000,000 BE]	232,000 BE	181,000 BEJ
PCB-21/33	ng/kg	5,110	5,250	40,300	321,000 EJ [224,000 EJ]	34,300 E	6,320

Table C-24
Lipid Normalized Striped Bass (Fillet) Analytical Results

Sample Name: / Date Analyzed:	Units	NB03FSBS328 12/15/15	NB03FSBS329 12/15/15	NB03FSBS330 12/15/15	NB03FSBS331 01/18/16	NB03FSBS332 12/15/15	NB03FSBS333 01/18/16
PCB-22	ng/kg	5,320 B	5,890 B	60,800 BE	436,000 BEJ [313,000 BEJ]	45,900 BE	11,000 JB
PCB-23	ng/kg	24.3 J	48.1 U	246 J	1,150 J [837 J]	239	138 U
PCB-24	ng/kg	26.3 U	68.8 U	164 U	7,260 [183 U]	55.1 U	197 U
PCB-25	ng/kg	3,450	3,860	33,100	382,000 EJ [267,000 EJ]	54,700 E	59,200 E
PCB-26/29	ng/kg	6,550	7,140	73,100	495,000 EJ [361,000 EJ]	101,000 E	102,000 J
PCB-27	ng/kg	2,760	2,770	26,400	110,000 EJ [79,300 EJ]	68,300 E	3,640
PCB-31	ng/kg	17,300 BE	19,700 B	154,000 BE	1,390,000 BEJ [1,150,000 BEJ]	212,000 BE	73,600 BEJ
PCB-32	ng/kg	6,470 B	6,710 B	67,600 BE	341,000 EJ [267,000 BEJ]	97,800 BE	12,700 JB
PCB-34	ng/kg	305	354	3,590	21,900 J [15,400 J]	4,950	2,060
PCB-35	ng/kg	27.9 J	61.9 U	148 U	216 U [165 U]	49.6 U	177 U
PCB-36	ng/kg	21.0 U	55.1 U	131 U	192 U [146 U]	44.1 U	158 U
PCB-37	ng/kg	1,430	1,510	5,290	39,000 J [27,000 J]	2,580	2,310
PCB-38	ng/kg	31.6 J	60.4 J	427	2,150 J [1,430 J]	228	379 J
PCB-39	ng/kg	164	201	1,560	11,800 J [8,070 J]	1,260	488
PCB-40/71	ng/kg	23,000	29,900	271,000 E	1,070,000 EJ [837,000 EJ]	213,000 E	116,000 J
PCB-41	ng/kg	958	1,200	15,100	59,700 [54,800]	7,720	828 U
PCB-42	ng/kg	16,700 E	23,800	169,000 E	808,000 EJ [633,000 EJ]	140,000 E	70,800 J
PCB-43	ng/kg	1,900	2,670	30,000	91,500 J [66,700 J]	19,200	4,160
PCB-44/47/65	ng/kg	63,900 E	88,600	892,000 E	3,050,000 E [2,640,000 E]	537,000 E	356,000 JE
PCB-45	ng/kg	3,290	3,720	53,600	174,000 EJ [150,000 EJ]	44,100 E	5,520 J
PCB-46	ng/kg	1,400	1,440	15,500	77,200 J [59,600 J]	16,600	2,120
PCB-48	ng/kg	6,210	8,290	72,400	359,000 EJ [285,000 EJ]	38,400 E	14,500 J
PCB-49/69	ng/kg	57,600 E	83,600 E	678,000 E	2,380,000 EJ [2,050,000 EJ]	479,000 E	592,000 EJ
PCB-50/53	ng/kg	6,760	7,500	88,600	354,000 EJ [266,000 EJ]	72,800 E	30,000 J
PCB-51	ng/kg	3,530	4,340	51,200	310,000 EJ [225,000 EJ]	39,900 E	26,200 J
PCB-52	ng/kg	74,700 E	100,000 E	1,020,000 E	3,210,000 BE [2,810,000 BE]	639,000 E	604,000 BEJ
PCB-54	ng/kg	222	275 J	2,140	20,300 J [15,300 J]	3,100	276 U
PCB-55	ng/kg	31.6 U	82.9 U	197 U	16,900 J [12,900 J]	66.1 U	1,760
PCB-56	ng/kg	13,900	19,000	123,000 E	810,000 EJ [659,000 EJ]	85,000 E	33,000 J
PCB-57	ng/kg	521	979	4,850	16,400 J [12,000 J]	3,340	7,160 J
PCB-58	ng/kg	639	1,200	3,170	16,200 J [12,700 J]	3,680	2,920
PCB-60	ng/kg	7,450	12,200	97,800	313,000 EJ [236,000 EJ]	41,800 E	23,400 J
PCB-61/70/74/76	ng/kg	90,000 E	136,000	778,000 E	4,080,000 E [3,740,000 E]	516,000 E	252,000 J
PCB-62/75	ng/kg	5,260	7,140	78,300	234,000 J [185,000 J]	44,800	29,000 J
PCB-63	ng/kg	4,290	6,860	48,100	130,000 J [98,100 J]	25,900	15,600 J
PCB-64	ng/kg	20,500 BE	27,600 B	247,000 BE	1,100,000 EJ [904,000 EJ]	175,000 BE	86,800 J
PCB-66	ng/kg	65,800 BE	115,000 BE	531,000 BE	2,560,000 BE [2,360,000 E]	350,000 BE	179,000 EJ
PCB-67	ng/kg	1,770	2,720	12,100	70,500 J [54,100 J]	8,670	18,200 J
PCB-68	ng/kg	2,560	4,840	17,500	46,900 J [34,300 J]	12,300	19,000 J
PCB-72	ng/kg	2,950	5,300	24,700	58,200 J [45,200 J]	17,100	27,100 J
PCB-73	ng/kg	36.8 U	96.4 U	231 U	336 U [9,670]	77.2 U	2,050
PCB-77	ng/kg	4,180	5,700	25,900	100,000 J [74,400 J]	12,500	9,680 J
PCB-78	ng/kg	42.1 U	110 U	263 U	385 U [293 U]	88.3 U	315 U
PCB-79	ng/kg	1,210	2,340	5,360	20,200 J [14,000 J]	5,670	4,560 J
PCB-80	ng/kg	109 J	203 J	181 U	351 J [201 U]	333	217 U

Table C-24
Lipid Normalized Striped Bass (Fillet) Analytical Results

Sample Name: / Date Analyzed:	Units	NB03FSBS328 12/15/15	NB03FSBS329 12/15/15	NB03FSBS330 12/15/15	NB03FSBS331 01/18/16	NB03FSBS332 12/15/15	NB03FSBS333 01/18/16
PCB-81	ng/kg	134	124 U	295 U	R [4,260 J]	456	355 U
PCB-82	ng/kg	8,580	14,400	47,600	210,000 EJ [154,000 EJ]	41,500 E	15,600 J
PCB-83	ng/kg	6,050	10,600	29,700	96,700 J [68,500 J]	33,200 E	12,300 J
PCB-84	ng/kg	14,500	19,700	105,000 E	410,000 EJ [299,000 EJ]	98,300 E	30,400 J
PCB-85/116/117	ng/kg	30,800	65,000	220,000	477,000 EJ [337,000 EJ]	139,000 E	68,800 J
PCB-86/87/97/109/119/125	ng/kg	81,300	156,000	422,000	1,480,000 EJ [1,050,000 EJ]	347,000 E	227,000 J
PCB-88	ng/kg	57.9 U	151 U	361 U	9,380 [404 U]	121 U	432 U
PCB-89	ng/kg	489	764	3,660	23,400 J [16,700 J]	3,470	708 J
PCB-90/101/113	ng/kg	180,000 BE	361,000 BE	978,000 BE	2,620,000 BEJ [1,970,000 BEJ]	694,000 BE	468,000 BEJ
PCB-91	ng/kg	22,400 E	37,500	145,000 E	482,000 EJ [353,000 EJ]	131,000 E	118,000 EJ
PCB-92	ng/kg	38,200 E	71,400 E	256,000 E	505,000 BEJ [350,000 EJ]	167,000 E	104,000 J
PCB-93/100	ng/kg	4,340	7,360	39,300	135,000 J [99,300 J]	23,700	21,200 J
PCB-94	ng/kg	589	864	3,660	17,700 J [12,700 J]	4,260	700 J
PCB-95	ng/kg	61,300 E	94,300 E	473,000 E	1,300,000 EJ [1,030,000 EJ]	301,000 E	189,000 EJ
PCB-96	ng/kg	397	104 U	5,020	21,100 J [15,300 J]	3,290	1,950
PCB-98/102	ng/kg	3,760	6,590	29,800	112,000 J [81,100 J]	23,500	30,300 J
PCB-99	ng/kg	169,000 E	358,000 E	961,000 E	1,720,000 EJ [1,260,000 EJ]	672,000 E	472,000 EJ
PCB-103	ng/kg	4,180	7,570	24,600	63,800 J [45,900 J]	16,700	19,800 J
PCB-104	ng/kg	36.8 U	96.4 U	1,130	8,850 J [7,220 J]	600	400 J
PCB-105	ng/kg	47,400 E	92,900 E	317,000 E	R [541,000 EJ]	169,000 E	104,000 J
PCB-106	ng/kg	44.7 U	117 U	280 U	408 U [311 U]	93.9 U	335 U
PCB-107	ng/kg	27,600 E	57,600 E	112,000 E	224,000 EJ [153,000 EJ]	101,000 E	57,600 J
PCB-108/124	ng/kg	4,760	9,000	20,200	84,600 J [59,300 J]	15,200	12,300 J
PCB-110/115	ng/kg	R	R	R	R [1,890,000 EJ]	R	372,000 EJ
PCB-111	ng/kg	1,120	2,330	3,470	2,920 J [2,050 J]	3,890	1,880
PCB-112	ng/kg	36.8 U	96.4 U	231 U	1,910 [256 U]	77.2 U	276 U
PCB-114	ng/kg	2,310	4,470	23,900	60,800 J [41,900 J]	9,280	7,280 J
PCB-118	ng/kg	221,000 BE	499,000 BE	1,270,000 BE	2,560,000 BEJ [1,930,000 EJ]	828,000 BE	544,000 EJ
PCB-120	ng/kg	4,820	10,000	15,000	14,500 J [10,600 J]	16,500	8,520 J
PCB-121	ng/kg	334	729	1,640	2,640 J [1,980 J]	1,300	792 J
PCB-122	ng/kg	668	1,040	3,080	18,100 [16,300]	1,870	2,150
PCB-123	ng/kg	2,410	5,560	13,600	44,100 J [33,800 J]	12,900	8,560 J
PCB-126	ng/kg	653	1,230	2,020	385 U [13,600]	2,110	315 U
PCB-127	ng/kg	36.8 U	850	2,560	R [2,080 J]	1,110	760 J
PCB-128/166	ng/kg	35,000 E	74,300	158,000	219,000 J [172,000 J]	123,000 E	64,000 J
PCB-129/138/163	ng/kg	339,000 E	729,000 E	1,470,000 E	1,980,000 BEJ [1,570,000 EJ]	1,060,000 E	604,000 EJ
PCB-130	ng/kg	19,400 E	37,600	65,100	98,700 J [77,000 J]	60,600 E	32,000 J
PCB-131	ng/kg	1,330	2,560	5,860	18,400 J [14,100 J]	4,960	3,840
PCB-132	ng/kg	R	R	R	421,000 EJ [326,000 EJ]	R	63,200 J
PCB-133	ng/kg	11,900	23,600	44,600	42,600 J [35,600 J]	33,400 E	20,800 J
PCB-134	ng/kg	R	R	R	64,400 J [52,600 J]	R	15,900 J
PCB-135/151	ng/kg	91,600 E	168,000 E	420,000 E	738,000 EJ [493,000 EJ]	294,000 E	143,000 J
PCB-136	ng/kg	14,400	24,100	59,500	207,000 EJ [139,000 EJ]	57,800 E	32,800 J
PCB-137	ng/kg	7,160	15,900	57,600	87,900 J [66,300 J]	28,400	18,000 J
PCB-139/140	ng/kg	4,890	10,400	22,000	35,400 J [27,800 J]	17,200	11,000

Table C-24
Lipid Normalized Striped Bass (Fillet) Analytical Results

Sample Name: / Date Analyzed:	Units	NB03FSBS328 12/15/15	NB03FSBS329 12/15/15	NB03FSBS330 12/15/15	NB03FSBS331 01/18/16	NB03FSBS332 12/15/15	NB03FSBS333 01/18/16
PCB-141	ng/kg	18,300 BE	35,700 B	129,000 BE	297,000 BEJ [240,000 EJ]	62,200 BE	36,700 J
PCB-142	ng/kg	R	R	R	408 U [311 U]	R	335 U
PCB-143	ng/kg	R	R	R	3,100 [604 U]	R	652 U
PCB-144	ng/kg	7,610	14,800	39,200	95,100 J [64,100 J]	24,200	13,600 J
PCB-145	ng/kg	42.1 U	110 U	263 U	582 J [485 J]	169 J	315 U
PCB-146	ng/kg	R	R	R	354,000 BEJ [269,000 EJ]	R	144,000 EJ
PCB-147/149	ng/kg	157,000 BE	291,000 BE	581,000 BE	1,290,000 BEJ [1,010,000 BEJ]	547,000 BE	342,000 BEJ
PCB-148	ng/kg	3,820	7,930	9,750	11,700 J [7,960 J]	10,100	5,280 J
PCB-150	ng/kg	1,980	3,460	4,580	11,300 J [7,480 J]	5,180	4,080
PCB-152	ng/kg	116 J	334 J	878	3,410 J [2,230 J]	694	326 J
PCB-153/168	ng/kg	411,000 BE	914,000 BE	1,690,000 BE	2,040,000 BEJ [1,650,000 BEJ]	1,240,000 BE	744,000 BEJ
PCB-154	ng/kg	20,300 E	40,200	62,900	76,900 J [51,900 J]	50,400 E	36,100 J
PCB-155	ng/kg	2,340	4,700	8,630	24,200 J [19,200 J]	6,000	2,780
PCB-156/157	ng/kg	22,500	45,900	132,000	228,000 J [155,000 J]	76,100 E	46,000 J
PCB-158	ng/kg	14,700	32,800	89,200	161,000 EJ [123,000 EJ]	52,700 E	35,900 J
PCB-159	ng/kg	36.8 U	96.4 U	231 U	354 J [256 U]	77.2 U	276 U
PCB-160	ng/kg	166 U	434 U	1,030 U	1,620 J [1,150 U]	347 U	1,240 U
PCB-161	ng/kg	R	R	R	310 U [238 U]	R	256 U
PCB-162	ng/kg	3,370	6,810	10,200	17,500 J [13,300 J]	8,890	5,640
PCB-164	ng/kg	8,050	16,600	38,600	91,500 J [69,600 J]	33,100 E	15,800 J
PCB-165	ng/kg	R	R	R	1,860 J [1,450 J]	R	2,000
PCB-167	ng/kg	12,700	27,400	54,400	89,500 J [62,600 J]	37,200 E	26,500 J
PCB-169	ng/kg	39.5 U	104 U	246 U	359 U [274 U]	82.8 U	296 U
PCB-170	ng/kg	41,800 E	89,300 E	231,000 E	333,000 EJ [257,000 EJ]	114,000 E	63,200 J
PCB-171/173	ng/kg	R	R	R	112,000 J [83,300 J]	R	25,200 J
PCB-172	ng/kg	10,700	24,200	46,600	72,800 J [56,300 J]	25,700	14,800 J
PCB-174	ng/kg	R	R	R	262,000 EJ [191,000 EJ]	R	29,300 J
PCB-175	ng/kg	R	R	R	22,300 J [15,000 J]	R	5,920
PCB-176	ng/kg	5,160	10,400	13,300	44,600 J [30,100 J]	13,900	6,880 J
PCB-177	ng/kg	R	R	R	179,000 EJ [133,000 EJ]	R	55,200 J
PCB-178	ng/kg	R	R	R	118,000 J [80,700 J]	R	40,400 J
PCB-179	ng/kg	23,700 E	47,900 E	73,700	147,000 EJ [101,000 J]	56,700 E	27,600 J
PCB-180/193	ng/kg	126,000 E	278,000 E	664,000 E	1,000,000 EJ [770,000 EJ]	319,000 E	186,000 J
PCB-181	ng/kg	R	R	R	4,540 J [3,270 J]	R	944 J
PCB-182	ng/kg	R	R	R	4,280 J [3,140 J]	R	1,640
PCB-183/185	ng/kg	R	R	R	351,000 EJ [259,000 EJ]	R	76,800 J
PCB-184	ng/kg	918	1,990	2,360	12,000 J [8,330 J]	1,760	276 U
PCB-186	ng/kg	39.5 U	104 U	246 U	359 U [274 U]	82.8 U	296 U
PCB-187	ng/kg	R	R	R	864,000 BEJ [581,000 EJ]	R	264,000 EJ
PCB-188	ng/kg	4,580	11,900	7,970	4,850 J [3,470 J]	5,780	5,000
PCB-189	ng/kg	2,190	4,500	9,440	17,800 J [12,300 J]	5,260	3,340
PCB-190	ng/kg	8,240	16,100	53,100	75,900 J [60,000 J]	20,300	13,200 J
PCB-191	ng/kg	1,690	3,900	10,500	15,300 J [11,900 J]	4,690	2,870
PCB-192	ng/kg	R	R	R	310 U [238 U]	R	256 U
PCB-194	ng/kg	29,700 E	60,500	123,000	207,000 J [167,000 EJ]	52,100 E	39,000 J

Table C-24
Lipid Normalized Striped Bass (Fillet) Analytical Results

Sample Name: / Date Analyzed:	Units	NB03FSBS328 12/15/15	NB03FSBS329 12/15/15	NB03FSBS330 12/15/15	NB03FSBS331 01/18/16	NB03FSBS332 12/15/15	NB03FSBS333 01/18/16
PCB-195	ng/kg	7,870	15,700	39,500	66,900 J [52,600 J]	16,100	10,700
PCB-196	ng/kg	22,600	53,600	82,400	127,000 J [90,000 J]	40,500	25,900 J
PCB-197/200	ng/kg	6,180	13,200	18,300	30,800 J [21,800 J]	10,500	6,440
PCB-198/199	ng/kg	70,300 E	184,000 E	229,000	321,000 J [232,000 J]	126,000 E	73,200 J
PCB-201	ng/kg	14,700	36,600	38,000	40,300 J [27,300 J]	22,000	14,900 J
PCB-202	ng/kg	42,100 E	148,000 E	116,000	92,800 J [72,600 J]	71,700 E	45,200 J
PCB-203	ng/kg	31,100 E	68,600 E	160,000 E	222,000 EJ [161,000 J]	58,300 E	37,000 J
PCB-204	ng/kg	169	601	869	526 J [493 J]	299	412 U
PCB-205	ng/kg	1,470	2,770	5,980	10,900 J [8,260 J]	2,520	1,800
PCB-206	ng/kg	77,600 E	126,000 E	251,000 E	163,000 J [132,000 J]	64,400 E	66,400 J
PCB-207	ng/kg	9,790	16,400	30,500	19,600 J [15,300 J]	8,720	9,000
PCB-208	ng/kg	43,200 E	80,000 E	127,000	68,700 J [51,100 J]	40,100	36,700 J
PCB-209	ng/kg	63,900 E	97,900 E	207,000 E	88,200 J [67,000 J]	45,400	44,400 J
Total PCB Congeners (209)	ng/kg	3,400,000 J	6,660,000 J	19,700,000 J	55,800,000 J [47,000,000 J]	14,000,000 J	9,650,000 J
Semivolatiles							
1,2,4,5-Tetrachlorobenzene	ug/kg	8,700 UJ	23,000 U	56,000 U	8,500 U [12,000 U]	18,000 U	13,000 U
1,2-Diphenylhydrazine	ug/kg	8,700 UJ	23,000 U	56,000 U	8,500 U [12,000 U]	18,000 U	13,000 U
1-Methylnaphthalene	ug/kg	140 U	710 J	900 U	130 U [200 U]	290 U	210 U
2,3,4,6-Tetrachlorophenol	ug/kg	34,000 UJ	93,000 U	220,000 U	33,000 U [48,000 U]	72,000 U	52,000 U
2,4,5-Trichlorophenol	ug/kg	8,700 UJ	23,000 U	56,000 U	8,500 U [12,000 U]	18,000 U	13,000 U
2,4,6-Trichlorophenol	ug/kg	8,700 UJ	23,000 U	56,000 U	8,500 U [12,000 U]	18,000 U	13,000 U
2,4-Dichlorophenol	ug/kg	8,700 UJ	23,000 U	56,000 U	8,500 U [12,000 U]	18,000 U	13,000 U
2,4-Dimethylphenol	ug/kg	8,700 UJ	23,000 U	56,000 U	8,500 U [12,000 U]	18,000 U	13,000 U
2,4-Dinitrophenol	ug/kg	160,000 UJ	410,000 U	1,000,000 U	150,000 UJ [220,000 UJ]	320,000 U	240,000 UJ
2,4-Dinitrotoluene	ug/kg	34,000 UJ	93,000 U	220,000 U	33,000 U [48,000 U]	72,000 U	52,000 U
2,6-Dinitrotoluene	ug/kg	8,700 UJ	23,000 U	56,000 U	8,500 U [12,000 U]	18,000 U	13,000 U
2-Chloronaphthalene	ug/kg	3,400 UJ	9,300 U	22,000 U	3,300 UJ [4,800 UJ]	7,200 U	5,200 UJ
2-Chlorophenol	ug/kg	8,700 UJ	23,000 U	56,000 U	8,500 U [12,000 U]	18,000 U	13,000 U
2-Methylnaphthalene	ug/kg	140 U	1,100	900 U	130 UJ [200 UJ]	290 U	210 UJ
2-Methylphenol (o-cresol)	ug/kg	8,700 UJ	23,000 U	56,000 U	8,500 U [12,000 U]	18,000 U	13,000 U
2-Nitroaniline	ug/kg	8,700 UJ	23,000 U	56,000 U	8,500 U [12,000 U]	18,000 U	13,000 U
2-Nitrophenol	ug/kg	8,700 UJ	23,000 U	56,000 U	8,500 U [12,000 U]	18,000 U	13,000 U
3,3'-Dichlorobenzidine	ug/kg	53,000 UJ	140,000 U	340,000 U	51,000 UJ [74,000 UJ]	110,000 U	80,000 UJ
3-Nitroaniline	ug/kg	34,000 UJ	93,000 U	220,000 U	33,000 U [48,000 U]	72,000 U	52,000 U
4,6-Dinitro-2-methylphenol	ug/kg	87,000 UJ	230,000 U	560,000 U	85,000 U [120,000 U]	180,000 U	130,000 U
4-Bromophenyl phenyl ether	ug/kg	8,700 UJ	23,000 U	56,000 U	8,500 U [12,000 U]	18,000 U	13,000 U
4-Chloro-3-methylphenol	ug/kg	8,700 UJ	23,000 U	56,000 U	8,500 U [12,000 U]	18,000 U	13,000 U
4-Chloroaniline	ug/kg	17,000 UJ	46,000 U	110,000 U	17,000 U [25,000 U]	36,000 U	27,000 U
4-Chlorophenyl phenyl ether	ug/kg	8,700 UJ	23,000 U	56,000 U	8,500 U [12,000 U]	18,000 U	13,000 U
4-Methylphenol (p-cresol)	ug/kg	8,700 UJ	23,000 U	56,000 U	8,500 U [12,000 U]	18,000 U	13,000 U
4-Nitroaniline	ug/kg	34,000 UJ	93,000 U	220,000 U	33,000 U [48,000 U]	72,000 U	52,000 U
4-Nitrophenol	ug/kg	87,000 UJ	230,000 U	560,000 U	85,000 UJ [120,000 UJ]	180,000 U	130,000 UJ
Acenaphthene	ug/kg	140 U	370 U	900 U	130 U [200 U]	290 U	210 U
Acenaphthylene	ug/kg	140 U	370 U	900 U	130 U [200 U]	290 U	210 U
Acetophenone	ug/kg	8,700 UJ	23,000 U	56,000 U	8,500 U [12,000 U]	18,000 U	13,000 U

Table C-24
Lipid Normalized Striped Bass (Fillet) Analytical Results

Sample Name: / Date Analyzed:	Units	NB03FSBS328 12/15/15	NB03FSBS329 12/15/15	NB03FSBS330 12/15/15	NB03FSBS331 01/18/16	NB03FSBS332 12/15/15	NB03FSBS333 01/18/16
Anthracene	ug/kg	140 U	370 U	900 U	130 U [200 U]	290 U	210 U
Atrazine	ug/kg	17,000 UJ	46,000 U	110,000 U	17,000 U [25,000 U]	36,000 U	27,000 U
Benzaldehyde	ug/kg	34,000 UJ	93,000 U	220,000 U	33,000 UJ [48,000 UJ]	72,000 U	52,000 UJ
Benzidine	ug/kg	370,000 UJ	1,000,000 U	2,400,000 U	360,000 UJ [520,000 UJ]	780,000 U	560,000 UJ
Benzo(a)anthracene	ug/kg	140 U	370 U	900 U	130 U [200 U]	290 U	210 U
Benzo(a)pyrene	ug/kg	140 U	370 U	900 U	130 U [200 U]	290 U	210 U
Benzo(b)fluoranthene	ug/kg	140 U	370 U	900 U	130 U [200 U]	290 U	210 U
Benzo(g,h,i)perylene	ug/kg	140 U	370 U	900 U	130 U [200 U]	290 U	210 U
Benzo(j)+(k)fluoranthene	ug/kg	140 U	370 U	900 U	130 U [200 U]	290 U	210 U
Benzo[e]pyrene	ug/kg	140 U	370 U	900 U	130 U [200 U]	290 U	210 U
Benzoic acid	ug/kg	87,000 UJ	230,000 U	560,000 U	85,000 UJ [120,000 UJ]	180,000 U	130,000 UJ
Benzyl butyl phthalate	ug/kg	34,000 UJ	93,000 U	220,000 U	33,000 U [48,000 U]	72,000 U	52,000 U
Biphenyl (diphenyl)	ug/kg	8,700 UJ	23,000 U	56,000 U	8,500 U [12,000 U]	18,000 U	13,000 U
Bis(2-chloroethoxy) methane	ug/kg	8,700 UJ	23,000 U	56,000 U	8,500 U [12,000 U]	18,000 U	13,000 U
Bis(2-chloroethyl) ether (2-Chloroethyl ether)	ug/kg	8,700 UJ	23,000 U	56,000 U	8,500 U [12,000 U]	18,000 U	13,000 U
Bis(2-chloroisopropyl) ether	ug/kg	8,700 UJ	23,000 U	56,000 U	8,500 U [12,000 U]	18,000 U	13,000 U
Bis(2-Ethylhexyl) phthalate	ug/kg	34,000 UJ	93,000 U	220,000 U	33,000 U [48,000 U]	72,000 U	52,000 U
C1-Chrysenes	ug/kg	140 U	370 U	900 U	130 U [200 U]	290 U	210 U
C1-Fluoranthenes/pyrenes	ug/kg	140 U	370 U	900 U	130 U [200 U]	290 U	210 U
C1-Fluorenes	ug/kg	140 U	370 U	900 U	130 U [200 U]	290 U	210 U
C1-Naphthalenes	ug/kg	140 U	1,100	900 U	130 U [200 U]	290 U	210 U
C1-Phenanthrene/anthracene	ug/kg	140 U	370 U	900 U	130 U [200 U]	290 U	210 U
C2-Chrysene	ug/kg	140 U	370 U	900 U	130 U [200 U]	290 U	210 U
C2-Fluoranthenes/pyrene	ug/kg	140 U	370 U	900 U	130 U [200 U]	290 U	210 U
C2-Fluorenes	ug/kg	140 U	370 U	900 U	130 U [200 U]	290 U	210 U
C2-Naphthalenes	ug/kg	140 U	790 J	900 U	130 U [200 U]	290 U	210 U
C2-Phenanthrene/anthracene	ug/kg	140 U	370 U	900 U	130 U [200 U]	290 U	210 U
C3-Chrysene	ug/kg	140 U	370 U	900 U	130 U [200 U]	290 U	210 U
C3-Fluoranthenes/pyrene	ug/kg	140 U	370 U	900 U	130 U [200 U]	290 U	210 U
C3-Fluorenes	ug/kg	140 U	370 U	900 U	130 U [200 U]	290 U	210 U
C3-Naphthalenes	ug/kg	140 U	370 U	900 U	130 U [200 U]	290 U	210 U
C3-Phenanthrene/anthracene	ug/kg	140 U	370 U	900 U	130 U [200 U]	290 U	210 U
C4-Chrysene	ug/kg	140 U	370 U	900 U	130 U [200 U]	290 U	210 U
C4-Naphthalenes	ug/kg	140 U	370 U	900 U	130 U [200 U]	290 U	210 U
C4-Phenanthrene/anthracene	ug/kg	140 U	370 U	900 U	130 U [200 U]	290 U	210 U
Caprolactam	ug/kg	17,000 UJ	46,000 U	110,000 U	17,000 U [25,000 U]	36,000 U	27,000 U
Carbazole	ug/kg	8,700 UJ	23,000 U	56,000 U	8,500 U [12,000 U]	18,000 U	13,000 U
Chrysene	ug/kg	140 U	370 U	900 U	130 U [200 U]	290 U	210 U
Dibenz(a,h)anthracene	ug/kg	140 U	370 U	900 U	130 U [200 U]	290 U	210 U
Dibenzofuran	ug/kg	8,700 UJ	23,000 U	56,000 U	8,500 U [12,000 U]	18,000 U	13,000 U
Diethyl phthalate	ug/kg	34,000 UJ	93,000 U	220,000 U	33,000 U [48,000 U]	72,000 U	52,000 U
Dimethyl phthalate	ug/kg	34,000 UJ	93,000 U	220,000 U	33,000 U [48,000 U]	72,000 U	52,000 U
Di-n-butyl phthalate	ug/kg	34,000 UJ	93,000 U	220,000 U	33,000 U [48,000 U]	72,000 U	52,000 U
Di-n-octylphthalate	ug/kg	34,000 UJ	93,000 U	220,000 U	33,000 U [48,000 U]	72,000 U	52,000 U
Fluoranthene	ug/kg	140 U	370 U	900 U	130 U [200 U]	290 U	210 U

Table C-24
Lipid Normalized Striped Bass (Fillet) Analytical Results

Sample Name: / Date Analyzed:	Units	NB03FSBS328 12/15/15	NB03FSBS329 12/15/15	NB03FSBS330 12/15/15	NB03FSBS331 01/18/16	NB03FSBS332 12/15/15	NB03FSBS333 01/18/16
Fluorene	ug/kg	140 U	370 U	900 U	130 U [200 U]	290 U	210 U
Hexachlorobutadiene	ug/kg	8,700 UJ	23,000 U	56,000 U	8,500 U [12,000 U]	18,000 U	13,000 U
Hexachlorocyclopentadiene	ug/kg	87,000 UJ	230,000 U	560,000 U	85,000 U [120,000 U]	180,000 U	130,000 U
Hexachloroethane	ug/kg	17,000 UJ	46,000 U	110,000 U	17,000 U [25,000 U]	36,000 U	27,000 U
Indeno(1,2,3-c,d)pyrene	ug/kg	140 U	370 U	900 U	130 U [200 U]	290 U	210 U
Isophorone	ug/kg	8,700 UJ	23,000 U	56,000 U	8,500 U [12,000 U]	18,000 U	13,000 U
Naphthalene	ug/kg	140 U	560 J	900 U	130 U [200 U]	290 U	210 U
Nitrobenzene	ug/kg	8,700 UJ	23,000 U	56,000 U	8,500 U [12,000 U]	18,000 U	13,000 U
N-Nitrosodi-n-propylamine	ug/kg	8,700 UJ	23,000 U	56,000 U	8,500 U [12,000 U]	18,000 U	13,000 U
N-Nitrosodiphenylamine	ug/kg	8,700 UJ	23,000 U	56,000 U	8,500 U [12,000 U]	18,000 U	13,000 U
Pentachlorophenol	ug/kg	17,000 UJ	46,000 U	110,000 U	17,000 U [25,000 U]	36,000 U	27,000 U
Perylene	ug/kg	140 U	370 U	900 U	130 U [200 U]	290 U	210 U
Phenanthrene	ug/kg	140 U	370 U	900 U	130 U [200 U]	290 U	210 U
Phenol	ug/kg	8,700 UJ	23,000 U	56,000 U	8,500 U [12,000 U]	18,000 U	13,000 U
Pyrene	ug/kg	140 U	370 U	900 U	130 U [200 U]	290 U	210 U
Pyridine	ug/kg	34,000 UJ	93,000 U	220,000 U	33,000 UJ [48,000 UJ]	72,000 U	52,000 UJ
Total HMW PAHs	ug/kg	140 U	370 U	900 U	130 U [200 U]	290 U	210 U
Total LMW PAHs	ug/kg	140 U	1,600 J	900 U	130 U [200 U]	290 U	210 U
Total PAHs	ug/kg	140 U	1,600 J	900 U	130 U [200 U]	290 U	210 U

Table C-24
Lipid Normalized Striped Bass (Fillet) Analytical Results

Sample Name: / Date Analyzed:	Units	NB03FSBS334 01/18/16	NB03FSBS335 01/18/16	NB03FSBS336 01/25/16	NB03FSBS337 01/25/16	NB03FSBS338 12/07/15
Dioxins/Furans						
1,2,3,4,6,7,8-HpCDD	ng/kg	1.68 JBQ	2.93 JBQ	7.74 JBQ	11.3 JBQ [11.4 JBQ]	3.56 JBQ
1,2,3,4,6,7,8-HpCDF	ng/kg	21.7 JBQ	14.3 JBQ	42.8 JB	83.7 JB [83.1 JBQ]	21.6 JBQ
1,2,3,4,7,8,9-HpCDF	ng/kg	2.62 U	2.37 JBQ	5.00 U	11.9 U [16.5 JBQ]	1.69 JBQ
1,2,3,4,7,8-HxCDD	ng/kg	1.12 U	1.78 JBQ	5.05 JBQ	15.0 JBQ [14.8 JBQ]	5.75 JBQ
1,2,3,4,7,8-HxCDF	ng/kg	0.940 U	1.04 JBQ	13.6 JB	16.8 JBQ [15.6 JBQ]	2.57 JB
1,2,3,6,7,8-HxCDD	ng/kg	2.43 JQ	2.22 JQ	9.16 JBQ	11.2 JB [9.12 JBQ]	4.11 JB
1,2,3,6,7,8-HxCDF	ng/kg	8.83 JBQ	2.35 JBQ	33.5 JB	28.2 JBQ [16.9 JBQ]	5.92 JB
1,2,3,7,8,9-HxCDD	ng/kg	1.28 JBQ	0.800 U	2.51 U	11.6 JBQ [20.7 JBQ]	1.38 JBQ
1,2,3,7,8,9-HxCDF	ng/kg	1.63 JB	0.950 JBQ	3.81 JBQ	16.6 JBQ [13.5 JBQ]	2.75 JBQ
1,2,3,7,8-PCDD	ng/kg	9.10 JB	2.56 U	26.7 JBQ	16.3 U [78.6 JBQ]	3.14 U
1,2,3,7,8-PCDF	ng/kg	36.0 JB	29.5 JB	73.3 JB	139 JB [129 JB]	38.3 JB
2,3,4,6,7,8-HxCDF	ng/kg	0.950 U	0.860 JBQ	6.28 JB	8.46 JBQ [11.9 JBQ]	1.52 JBQ
2,3,4,7,8-PCDF	ng/kg	35.0 JBQ	20.1 JB	106 JBQ	110 JB [112 JB]	22.3 JB
2,3,7,8-TCDD	ng/kg	5.38 JQ	5.95 JQ	319 B	386 B [393 B]	35.0 Q
2,3,7,8-TCDF	ng/kg	39.5 C	33.3 C	130 CQJ	105 BC [95.3 BCJ]	54.2 C
OCDD	ng/kg	4.67 JB	4.02 JBQ	3.33 JBQ	17.6 JBQ [30.3 JBQ]	6.69 JB
OCDF	ng/kg	2.50 JB	2.37 JBQ	6.30 JBQ	25.9 JBQ [8.01 JB]	3.50 JBQ
Butyltins						
Dibutyltin	ug/kg	31 UJ	30 UJ	70 J	120 UJ [130 UJ]	33 U
Monobutyltin	ug/kg	480 UJCN	470 UJCN	470 UCNJ	1,900 UCNJ [2,000 UCNJ]	530 UCN
Tetra-n-butyltin	ug/kg	40 UJ	40 UJ	260 J	160 UJ [170 UJ]	44 U
Tributyltin	ug/kg	36 UJ	35 UJ	150 J	140 UJ [150 UJ]	39 U
Aroclor PCBs						
Aroclor 1016	ug/kg	170 U	170 U	3,300 U	730 U [720 U]	200 U
Aroclor 1221	ug/kg	220 U	210 U	4,200 U	930 U [920 U]	250 U
Aroclor 1232	ug/kg	380 U	370 U	7,200 U	1,600 U [1,600 U]	440 U
Aroclor 1242	ug/kg	160 U	150 U	3,000 U	670 U [660 U]	180 U
Aroclor 1248	ug/kg	160 U	150 U	13,000 J	16,000 [14,000]	2,100
Aroclor 1254	ug/kg	1,800 J	1,700 J	19,000 J	22,000 [20,000]	3,300
Aroclor 1260	ug/kg	980	700 J	8,400 J	9,000 [8,100]	940
Aroclor 1262	ug/kg	160 U	150 U	3,000 U	670 U [660 U]	180 U
Aroclor 1268	ug/kg	160 U	150 U	3,000 U	670 U [660 U]	180 U
Total Aroclor PCBs (Sum Of 7 Aroclors)	ug/kg	2,800 J	2,400 J	41,000 J	48,000 [43,000]	6,400
Total Aroclor PCBs (Sum Of 9 Aroclors)	ug/kg	2,800 J	2,400 J	41,000 J	48,000 [43,000]	6,400
Pesticides						
2,4'-DDD	pg/g	64,000	44,400	2,400,000 DJ	338,000 J [413,000 J]	86,100
2,4'-DDE	pg/g	17,400	17,300	923,000 DJ	254,000 J [335,000 J]	37,500
2,4'-DDT	pg/g	5,450	4,230	195,000 J	25,000 J [30,100 J]	8,940
4,4'-DDD	pg/g	218,000	181,000	9,720,000 DJ	1,480,000 J [1,770,000 J]	322,000
4,4'-DDE	pg/g	395,000 B	437,000 B	9,840,000 DJ	4,110,000 DJ [5,330,000 DJ]	653,000 B
4,4'-DDT	pg/g	23,100 J	23,300 J	953,000 DJ	158,000 J [203,000 J]	45,600
Aldrin	pg/g	109 J	79.3 J	877 J	1,340 J [1,490 J]	342 J
Alpha BHC	pg/g	1,170	1,430	1,840 J	1,680 J [2,190 J]	1,470
Alpha endosulfan	pg/g	1,370 U	1,330 U	1,330 UJ	5,860 UJ [5,860 UJ]	1,590 U

Table C-24
Lipid Normalized Striped Bass (Fillet) Analytical Results

Sample Name: / Date Analyzed:	Units	NB03FSBS334 01/18/16	NB03FSBS335 01/18/16	NB03FSBS336 01/25/16	NB03FSBS337 01/25/16	NB03FSBS338 12/07/15
Beta BHC	pg/g	821 J	907	1,340 J	2,380 J [2,920 J]	1,710
Beta endosulfan	pg/g	1,390 U	1,360 U	1,360 UJ	5,950 UJ [5,950 UJ]	1,620 U
cis-Chlordane	pg/g	51,700	53,300	600,000 DJ	614,000 J [678,000 J]	100,000
cis-Nonachlor	pg/g	32,100	34,200	307,000 J	269,000 J [347,000 J]	49,400
Delta BHC	pg/g	121 U	118 U	118 UJ	518 UJ [518 UJ]	144 J
Dieldrin	pg/g	41,700	38,400	305,000 J	413,000 J [527,000 J]	91,100
Endosulfan sulfate	pg/g	1,510 U	1,470 U	1,470 UJ	6,460 UJ [6,460 UJ]	1,760 U
Endrin	pg/g	331 U	323 U	323 UJ	2,320 J [3,450 J]	1,030 J
Endrin aldehyde	pg/g	R	R	R	13,400 UJ [13,400 UJ]	3,640 U
Endrin ketone	pg/g	R	R	R	7,760 UJ [7,760 UJ]	2,110 U
Gamma BHC (Lindane)	pg/g	1,030	1,190	179 UJ	2,580 J [2,760 J]	1,810
Heptachlor	pg/g	196 J	209 J	747 J	3,320 UJ [3,320 UJ]	378 J
Heptachlor epoxide	pg/g	9,210	7,950	52,600 J	140,000 J [168,000 J]	28,100
Hexachlorobenzene	pg/g	15,500 B	15,700 B	61,200 BJ	72,100 BJ [85,600 BJ]	18,900 B
Methoxychlor	pg/g	R	R	R	3,970 UJ [3,970 UJ]	1,080 UJ
Mirex	pg/g	R	2,810 J	10,600 JD	13,800 J [18,900 J]	2,940
Oxychlordane	pg/g	8,140	10,800	188,000 J	88,900 J [112,000 J]	20,100
Trans-chlordane	pg/g	11,300	7,840	127,000 J	136,000 J [172,000 J]	26,800
Trans-heptachlor epoxide	pg/g	405 U	395 U	395 UJ	1,730 UJ [1,730 UJ]	472 U
Trans-nonachlor	pg/g	86,400	83,700	630,000 DJ	681,000 J [859,000 J]	133,000
Total Alpha + Gamma Chlordane	pg/g	63,000	61,100	727,000 J	750,000 J [850,000 J]	127,000
Total DDT (2,4)	pg/g	86,900	65,900	3,510,000 J	617,000 J [778,000 J]	133,000
Total DDT (4,4)	pg/g	636,000 J	641,000 J	20,500,000 J	5,750,000 J [7,290,000 J]	1,020,000
Total DDT (2,4 & 4,4)	pg/g	723,000 J	707,000 J	24,000,000 J	6,370,000 J [8,070,000 J]	1,150,000
PCB Congeners						
PCB-1	ng/kg	707	523	9,740 BEJ	R [R]	8,030
PCB-2	ng/kg	81.0 U	15.6 U	57.4	149 J [153 J]	76.7
PCB-3	ng/kg	127 U	R	121	233 J [235 J]	30.3 U
PCB-4	ng/kg	9,190	4,350	107,000 BEJ	51,600 BE [52,100 BE]	100,000 E
PCB-5	ng/kg	92.6 U	20.0 J	142	304 J [351 J]	22.0 U
PCB-6	ng/kg	857 B	477 B	9,230 BEJ	9,380 B [11,000 B]	6,610
PCB-7	ng/kg	92.6 U	138	600	905 [1,070]	297
PCB-8	ng/kg	2,790 B	1,530 B	24,200 BEJ	25,900 B [29,100 B]	19,500 BE
PCB-9	ng/kg	195 J	104	1,420	1,870 [2,180]	961
PCB-10	ng/kg	1,530	591	17,600 EJ	6,560 [7,490]	11,400 E
PCB-11	ng/kg	2,350 B	1,490 B	76.7 U	336 U [337 U]	1,730 B
PCB-12/13	ng/kg	220 U	84.2 J	519	555 [609]	344
PCB-14	ng/kg	92.6 U	17.9 U	18.1 U	78.9 U [79.3 U]	22.0 U
PCB-15	ng/kg	R	451	R	2,000 [2,340]	1,190 B
PCB-16	ng/kg	4,710	2,040	53,500 BEJ	65,200 BE [74,500 BE]	12,600 E
PCB-17	ng/kg	9,330 B	4,810 B	148,000 BEJ	127,000 BE [142,000 BE]	53,100 E
PCB-18/30	ng/kg	14,100 B	6,740 B	217,000 BEJ	191,000 BE [214,000 BE]	60,000 BE
PCB-19	ng/kg	3,980	2,020	66,300 EJ	42,900 E [46,300 E]	46,100 E
PCB-20/28	ng/kg	24,800 B	21,000 BE	630,000 BEJ	474,000 BE [582,000 BE]	66,700 E
PCB-21/33	ng/kg	4,000	3,120	51,900 EJ	59,600 E [70,700 E]	8,060

Table C-24
Lipid Normalized Striped Bass (Fillet) Analytical Results

Sample Name: / Date Analyzed:	Units	NB03FSBS334 01/18/16	NB03FSBS335 01/18/16	NB03FSBS336 01/25/16	NB03FSBS337 01/25/16	NB03FSBS338 12/07/15
PCB-22	ng/kg	4,210 B	3,280 B	74,900 BEJ	79,500 BE [94,500 BE]	9,670 E
PCB-23	ng/kg	81.0 U	19.4 J	213	279 [306]	67.5
PCB-24	ng/kg	116 U	22.3 U	3,230 J	98.6 U [99.2 U]	27.5 U
PCB-25	ng/kg	2,690	2,370	44,900 EJ	45,400 E [53,700 E]	8,830 E
PCB-26/29	ng/kg	5,400	4,490	83,000 EJ	78,500 E [93,100 E]	22,400 E
PCB-27	ng/kg	3,310	1,480	50,500 EJ	34,000 E [38,900 E]	21,900 E
PCB-31	ng/kg	16,000 B	11,200 BE	284,000 BEJ	219,000 BE [264,000 BE]	49,400 E
PCB-32	ng/kg	6,950 B	4,120 B	111,000 EJ	93,300 E [104,000 E]	45,300 E
PCB-34	ng/kg	240	260	3,650	3,380 [4,010]	1,230
PCB-35	ng/kg	104 U	20.1 U	78.1	88.8 U [89.3 U]	26.8 J
PCB-36	ng/kg	1,250	1,070	18.1 U	78.9 U [79.3 U]	22.0 U
PCB-37	ng/kg	1,410	805	11,000 EJ	7,050 [8,280]	2,130
PCB-38	ng/kg	81.0 U	30.0 J	340	373 [421]	101
PCB-39	ng/kg	158 J	135	2,070	2,020 [2,360]	317
PCB-40/71	ng/kg	23,100	18,200	314,000 EJ	243,000 E [289,000 E]	58,600 E
PCB-41	ng/kg	955 J	693	18,300 EJ	16,400 [19,800]	2,150
PCB-42	ng/kg	17,700	14,500 E	213,000 EJ	193,000 E [227,000 E]	32,800 E
PCB-43	ng/kg	1,990	1,700	27,400 EJ	24,800 [29,200]	5,670
PCB-44/47/65	ng/kg	66,900 B	56,500 BE	1,070,000 EJ	798,000 E [955,000 E]	156,000 E
PCB-45	ng/kg	3,380	2,090	68,600 EJ	53,700 [62,600 E]	12,000
PCB-46	ng/kg	1,500	712	23,500 EJ	17,100 [20,400]	5,640
PCB-48	ng/kg	5,930	5,400	88,800 EJ	84,900 E [101,000 E]	12,800
PCB-49/69	ng/kg	58,800	53,300 E	833,000 EJ	621,000 E [752,000 E]	144,000 E
PCB-50/53	ng/kg	6,980	4,560	105,000 EJ	81,400 [97,000]	28,600
PCB-51	ng/kg	3,790	2,740	55,100 EJ	59,200 E [71,800 E]	13,200
PCB-52	ng/kg	77,600 BE	63,500 BE	1,240,000 BEJ	889,000 BE [1,080,000 BE]	191,000 BE
PCB-54	ng/kg	199 J	103 J	3,630	4,740 [5,350]	1,440
PCB-55	ng/kg	139 U	26.7 U	1,380 J	118 U [119 U]	33.1 U
PCB-56	ng/kg	11,800	10,000	154,000 EJ	131,000 E [157,000 E]	19,700 E
PCB-57	ng/kg	2,740	2,320	3,420	3,310 [4,280]	964
PCB-58	ng/kg	702	656	3,490	3,660 [4,940]	956
PCB-60	ng/kg	7,310	6,400	105,000 EJ	89,300 E [105,000 E]	11,100
PCB-61/70/74/76	ng/kg	83,100	74,200 E	1,180,000 EJ	860,000 E [585 U]	128,000 E
PCB-62/75	ng/kg	5,190	4,440	80,700 EJ	63,500 [74,800]	13,500
PCB-63	ng/kg	3,930	4,090	36,500 EJ	35,800 [42,400]	7,420
PCB-64	ng/kg	21,500 B	17,100 BE	326,000 EJ	254,000 E [302,000 E]	42,500 E
PCB-66	ng/kg	62,600 B	58,600 BE	933,000 BEJ	712,000 BE [889,000 BE]	86,700 E
PCB-67	ng/kg	1,590	1,380	12,700	13,000 [15,500]	2,610
PCB-68	ng/kg	2,740	2,630	12,500	13,200 [15,800]	3,810
PCB-72	ng/kg	3,240	3,000	18,300 EJ	17,600 [20,900]	5,280
PCB-73	ng/kg	162 U	351	3,300 J	138 U [139 U]	1,860
PCB-77	ng/kg	4,210	3,400	34,000 EJ	24,000 [27,700]	5,500
PCB-78	ng/kg	185 U	35.8 U	36.1 U	158 U [158 U]	43.9 U
PCB-79	ng/kg	2,500	1,760	4,280 J	5,760 [6,790]	1,340
PCB-80	ng/kg	127 U	111 J	100 J	177 J [109 U]	95.0 J

Table C-24
Lipid Normalized Striped Bass (Fillet) Analytical Results

Sample Name: / Date Analyzed:	Units	NB03FSBS334 01/18/16	NB03FSBS335 01/18/16	NB03FSBS336 01/25/16	NB03FSBS337 01/25/16	NB03FSBS338 12/07/15
PCB-81	ng/kg	208 U	40.2 U	1,700	1,500 [1,660]	200
PCB-82	ng/kg	10,600	6,350	64,200 EJ	60,600 E [73,500 E]	11,100
PCB-83	ng/kg	7,190	4,930	38,100 EJ	33,000 [42,200]	10,400
PCB-84	ng/kg	15,000	9,140	144,000 EJ	98,400 E [119,000 E]	24,900 E
PCB-85/116/117	ng/kg	42,900	26,700	231,000 EJ	212,000 E [256,000 E]	43,900
PCB-86/87/97/109/119/125	ng/kg	114,000	68,100	516,000 EJ	522,000 E [642,000 E]	105,000 E
PCB-88	ng/kg	255 U	49.1 U	1,770 J	217 U [218 U]	36,400 E
PCB-89	ng/kg	526 J	333	5,370	3,910 [4,740]	861
PCB-90/101/113	ng/kg	267,000 BE	163,000 BE	1,190,000 BEJ	1,190,000 BE [1,470,000 BE]	236,000 BE
PCB-91	ng/kg	R	19,000 E	R	157,000 E [189,000 E]	35,000 E
PCB-92	ng/kg	51,200 B	33,300 BE	240,000 BEJ	224,000 BE [271,000 BE]	54,400 E
PCB-93/100	ng/kg	6,100	4,000	46,000 EJ	40,900 [49,800]	7,280
PCB-94	ng/kg	640	449	5,350	3,050 [3,760]	1,550
PCB-95	ng/kg	62,400	48,600 E	509,000 EJ	393,000 E [483,000 E]	125,000 E
PCB-96	ng/kg	462 U	253	6,650 J	4,930 [6,330]	967
PCB-98/102	ng/kg	3,760	3,260	33,000 EJ	31,800 [37,800]	8,220
PCB-99	ng/kg	257,000 BE	155,000 BE	1,050,000 EJ	1,030,000 E [1,270,000 E]	213,000 E
PCB-103	ng/kg	6,120	3,980	24,700 EJ	24,600 [30,000]	5,500
PCB-104	ng/kg	162 U	61.6 J	1,290	1,590 [1,870]	218
PCB-105	ng/kg	49,000 B	35,100 BE	302,000 EJ	291,000 E [362,000 E]	51,100 E
PCB-106	ng/kg	197 U	37.9 U	412 J	167 U [168 U]	46.7 U
PCB-107	ng/kg	37,100	24,200 E	78,100 EJ	105,000 E [122,000 E]	27,300 E
PCB-108/124	ng/kg	5,240	3,330	19,200 J	23,700 [28,800]	5,000
PCB-110/115	ng/kg	164,000 BE	97,200 BE	981,000 BEJ	816,000 BE [1,010,000 BE]	176,000 E
PCB-111	ng/kg	1,800	1,070	2,510	3,380 [4,090]	1,090
PCB-112	ng/kg	502 J	31.2 U	23,300 EJ	138 U [139 U]	38.6 U
PCB-114	ng/kg	2,400	1,920	23,700 EJ	23,600 [30,000]	2,810
PCB-118	ng/kg	260,000 BE	179,000 BE	1,340,000 BEJ	1,380,000 BE [1,730,000 BE]	225,000 E
PCB-120	ng/kg	7,930	4,630	11,400 J	15,700 [19,000]	4,780
PCB-121	ng/kg	605	328	1,520	1,600 [1,910]	306
PCB-122	ng/kg	638	409	3,560 J	118 U [119 U]	839
PCB-123	ng/kg	197 U	37.9 U	17,400 EJ	21,400 [21,400]	3,560
PCB-126	ng/kg	185 U	35.8 U	7,770 J	R [R]	692
PCB-127	ng/kg	321 J	R	1,250 J	138 U [1,640]	333
PCB-128/166	ng/kg	51,700	26,500	139,000 EJ	154,000 E [187,000 E]	43,100 E
PCB-129/138/163	ng/kg	521,000 BE	288,000 BE	1,570,000 EJ	1,670,000 E [2,050,000 E]	419,000 E
PCB-130	ng/kg	27,600	15,500 E	60,200 EJ	74,700 E [89,600 E]	23,400 E
PCB-131	ng/kg	2,050	893	7,070	7,500 [9,440]	1,670
PCB-132	ng/kg	44,300 B	25,600 BE	173,000 EJ	159,000 E [195,000 E]	47,500 E
PCB-133	ng/kg	14,800	10,300	34,700 EJ	40,300 [49,100]	11,500
PCB-134	ng/kg	8,880	6,210	34,700 EJ	31,100 [38,800]	10,600
PCB-135/151	ng/kg	R	70,000 E	R	R [R]	88,300 E
PCB-136	ng/kg	R	9,560	R	R [R]	15,300
PCB-137	ng/kg	10,500	6,330	59,300 EJ	55,500 [67,000 E]	11,000
PCB-139/140	ng/kg	7,710	4,280	24,000 J	24,800 [30,200]	5,940

Table C-24
Lipid Normalized Striped Bass (Fillet) Analytical Results

Sample Name: / Date Analyzed:	Units	NB03FSBS334 01/18/16	NB03FSBS335 01/18/16	NB03FSBS336 01/25/16	NB03FSBS337 01/25/16	NB03FSBS338 12/07/15
PCB-141	ng/kg	21,500 B	13,900 BE	110,000 BEJ	116,000 BE [139,000 BE]	23,300 E
PCB-142	ng/kg	197 U	37.9 U	38.4 U	167 U [168 U]	46.7 U
PCB-143	ng/kg	381 U	73.7 U	1,400 J	326 U [328 U]	90.8 U
PCB-144	ng/kg	R	5,950	R	R [R]	7,970
PCB-145	ng/kg	R	35.8 U	R	R [R]	51.1 J
PCB-146	ng/kg	150,000 BE	80,000 BE	279,000 EJ	351,000 E [423,000 E]	90,300 E
PCB-147/149	ng/kg	206,000 BE	121,000 BE	660,000 BEJ	674,000 BE [843,000 BE]	193,000 BE
PCB-148	ng/kg	R	3,490	R	R [R]	1,910
PCB-150	ng/kg	R	1,430	R	R [R]	1,420
PCB-152	ng/kg	R	80.2 J	R	R [R]	173
PCB-153/168	ng/kg	667,000 BE	388,000 BE	1,980,000 BEJ	2,090,000 BE [2,570,000 BE]	431,000 BE
PCB-154	ng/kg	R	17,800 E	R	R [R]	11,500
PCB-155	ng/kg	3,120	1,900	7,770	10,800 [12,600]	1,600
PCB-156/157	ng/kg	25,700	16,400	107,000 EJ	119,000 E [148,000 E]	22,800
PCB-158	ng/kg	21,600	12,000	102,000 EJ	97,100 E [115,000 E]	19,300 E
PCB-159	ng/kg	162 U	73.0 J	251	317 J [388 J]	38.6 U
PCB-160	ng/kg	729 U	141 U	2,010 J	621 U [624 U]	173 U
PCB-161	ng/kg	150 U	29.1 U	712 J	129 U [129 U]	35.8 U
PCB-162	ng/kg	4,190	2,370	8,510 J	12,400 [15,300]	3,530
PCB-164	ng/kg	10,100	6,070	41,400 EJ	37,200 [44,200]	10,800
PCB-165	ng/kg	2,520	1,330	2,790	3,790 [4,570]	1,360
PCB-167	ng/kg	15,000	9,330	44,400 EJ	56,600 [70,400 E]	12,100
PCB-169	ng/kg	174 U	52.6 J	105 J	148 U [149 U]	52.2 J
PCB-170	ng/kg	54,800	29,100 E	183,000 EJ	191,000 E [226,000 E]	53,900 E
PCB-171/173	ng/kg	21,800	12,000	71,200 EJ	78,000 [68,200]	21,800
PCB-172	ng/kg	14,800	8,120	43,000 EJ	44,900 [52,800]	13,100
PCB-174	ng/kg	26,000	14,700 E	99,300 EJ	89,500 E [109,000 E]	28,600 E
PCB-175	ng/kg	R	3,560	R	20,200 [24,200]	3,920
PCB-176	ng/kg	6,830	3,330	20,400 EJ	23,200 [28,300]	5,500
PCB-177	ng/kg	51,200	27,900 E	109,000 EJ	144,000 E [173,000 E]	49,700 E
PCB-178	ng/kg	47,600	27,200 E	103,000 EJ	130,000 E [154,000 E]	30,600 E
PCB-179	ng/kg	29,500	16,300 E	82,600 EJ	92,600 E [114,000 E]	24,500 E
PCB-180/193	ng/kg	173,000 BE	91,900 BE	681,000 EJ	667,000 E [793,000 E]	152,000 E
PCB-181	ng/kg	462 J	298	2,670	2,550 [2,910]	639
PCB-182	ng/kg	1,850	1,030	3,210	4,360 [4,290]	1,170
PCB-183/185	ng/kg	72,400	40,200 E	230,000 EJ	256,000 E [310,000 E]	55,300 E
PCB-184	ng/kg	1,280	695	2,440	3,830 [4,490]	436
PCB-186	ng/kg	174 U	33.5 U	34.0 U	148 U [149 U]	41.4 U
PCB-187	ng/kg	R	157,000 BE	R	887,000 E [1,070,000 E]	192,000 E
PCB-188	ng/kg	4,670	3,470	4,810	10,900 [13,400]	2,590
PCB-189	ng/kg	2,670	1,580	8,840	9,480 [11,900]	1,790
PCB-190	ng/kg	10,300	5,630	45,100 EJ	45,700 [54,100]	11,300
PCB-191	ng/kg	2,430	1,270	9,700 J	9,220 [10,900]	2,330
PCB-192	ng/kg	150 U	29.1 U	29.3 U	129 U [129 U]	38.6 J
PCB-194	ng/kg	39,800	22,300 E	94,000 EJ	116,000 E [139,000 E]	25,900 E

Table C-24
Lipid Normalized Striped Bass (Fillet) Analytical Results

Sample Name: / Date Analyzed:	Units	NB03FSBS334 01/18/16	NB03FSBS335 01/18/16	NB03FSBS336 01/25/16	NB03FSBS337 01/25/16	NB03FSBS338 12/07/15
PCB-195	ng/kg	10,100	5,840	30,200 EJ	36,800 [43,800]	7,810
PCB-196	ng/kg	28,600	16,700	69,800 EJ	89,500 E [110,000 E]	16,000 J
PCB-197/200	ng/kg	7,520	4,440	15,400	20,500 [24,700]	4,030
PCB-198/199	ng/kg	85,700	49,800 E	177,000 EJ	250,000 E [301,000 E]	53,100 E
PCB-201	ng/kg	18,000	11,000	29,300 EJ	47,700 [57,300]	7,110
PCB-202	ng/kg	49,300	30,900 E	77,400 EJ	127,000 E [151,000 E]	28,600 E
PCB-203	ng/kg	39,800	22,100 E	118,000 EJ	154,000 E [180,000 E]	25,700 E
PCB-204	ng/kg	243 U	125	412	672 [720]	84.2 J
PCB-205	ng/kg	1,910	1,090	4,880	6,180 [7,650]	1,160
PCB-206	ng/kg	71,400	45,100 E	104,000 EJ	206,000 E [243,000 E]	45,300 E
PCB-207	ng/kg	9,830	5,910	12,900	25,900 [31,200]	4,250
PCB-208	ng/kg	40,200	26,300 E	48,800 EJ	103,000 E [127,000 E]	22,600
PCB-209	ng/kg	53,300 B	34,900 BE	55,600 EJ	143,000 E [171,000 E]	R
Total PCB Congeners (209)	ng/kg	4,770,000 J	3,250,000 J	23,900,000 J	23,500,000 J [27,500,000 J]	5,370,000 J
Semivolatiles						
1,2,4,5-Tetrachlorobenzene	ug/kg	7,900 U	7,700 U	7,700 U	34,000 U [34,000 U]	9,200 U
1,2-Diphenylhydrazine	ug/kg	7,900 U	7,700 U	7,700 U	34,000 U [34,000 U]	9,200 U
1-Methylnaphthalene	ug/kg	260 J	120 U	120 U	530 U [540 U]	150 U
2,3,4,6-Tetrachlorophenol	ug/kg	31,000 U	30,000 U	30,000 U	130,000 U [130,000 U]	36,000 U
2,4,5-Trichlorophenol	ug/kg	7,900 U	7,700 U	7,700 U	34,000 U [34,000 U]	9,200 U
2,4,6-Trichlorophenol	ug/kg	7,900 U	7,700 U	7,700 U	34,000 U [34,000 U]	9,200 U
2,4-Dichlorophenol	ug/kg	7,900 U	7,700 U	7,700 U	34,000 U [34,000 U]	9,200 U
2,4-Dimethylphenol	ug/kg	7,900 U	7,700 U	7,700 U	34,000 U [34,000 U]	9,200 U
2,4-Dinitrophenol	ug/kg	140,000 U	140,000 U	140,000 U	610,000 U [610,000 U]	170,000 U
2,4-Dinitrotoluene	ug/kg	31,000 U	30,000 U	30,000 U	130,000 U [130,000 U]	36,000 U
2,6-Dinitrotoluene	ug/kg	7,900 U	7,700 U	7,700 U	34,000 U [34,000 U]	9,200 U
2-Chloronaphthalene	ug/kg	3,100 U	3,000 U	3,000 U	13,000 U [13,000 U]	3,600 U
2-Chlorophenol	ug/kg	7,900 U	7,700 U	7,700 U	34,000 U [34,000 U]	9,200 U
2-Methylnaphthalene	ug/kg	430	120 U	120 U	530 U [540 U]	150 U
2-Methylphenol (o-cresol)	ug/kg	7,900 U	7,700 U	7,700 U	34,000 U [34,000 U]	9,200 U
2-Nitroaniline	ug/kg	7,900 U	7,700 U	7,700 U	34,000 U [34,000 U]	9,200 U
2-Nitrophenol	ug/kg	7,900 U	7,700 U	7,700 U	34,000 U [34,000 U]	9,200 U
3,3'-Dichlorobenzidine	ug/kg	48,000 U	47,000 U	47,000 U	200,000 U [200,000 U]	56,000 U
3-Nitroaniline	ug/kg	31,000 U	30,000 U	30,000 U	130,000 U [130,000 U]	36,000 U
4,6-Dinitro-2-methylphenol	ug/kg	79,000 U	77,000 U	77,000 U	340,000 U [340,000 U]	92,000 U
4-Bromophenyl phenyl ether	ug/kg	7,900 U	7,700 U	7,700 U	34,000 U [34,000 U]	9,200 U
4-Chloro-3-methylphenol	ug/kg	7,900 U	7,700 U	7,700 U	34,000 U [34,000 U]	9,200 U
4-Chloroaniline	ug/kg	16,000 U	16,000 U	15,000 U	67,000 U [67,000 U]	19,000 U
4-Chlorophenyl phenyl ether	ug/kg	7,900 U	7,700 U	7,700 U	34,000 U [34,000 U]	9,200 U
4-Methylphenol (p-cresol)	ug/kg	7,900 U	7,700 U	7,700 U	34,000 U [34,000 U]	9,200 U
4-Nitroaniline	ug/kg	31,000 U	30,000 U	30,000 U	130,000 U [130,000 U]	36,000 U
4-Nitrophenol	ug/kg	79,000 U	77,000 U	77,000 U	340,000 U [340,000 U]	92,000 U
Acenaphthene	ug/kg	120 U	120 U	120 U	530 U [540 U]	170 J
Acenaphthylene	ug/kg	120 U	120 U	120 U	530 U [540 U]	150 U
Acetophenone	ug/kg	7,900 U	7,700 U	7,700 U	34,000 U [34,000 U]	9,200 U

Table C-24
Lipid Normalized Striped Bass (Fillet) Analytical Results

Sample Name: / Date Analyzed:	Units	NB03FSBS334 01/18/16	NB03FSBS335 01/18/16	NB03FSBS336 01/25/16	NB03FSBS337 01/25/16	NB03FSBS338 12/07/15
Anthracene	ug/kg	120 U	120 U	120 U	530 U [540 U]	150 U
Atrazine	ug/kg	16,000 U	16,000 U	15,000 U	67,000 U [67,000 U]	19,000 U
Benzaldehyde	ug/kg	31,000 U	30,000 U	30,000 UJ	130,000 UJ [130,000 UJ]	36,000 U
Benzidine	ug/kg	330,000 U	330,000 U	330,000 UJ	1,400,000 UJ [1,400,000 UJ]	390,000 U
Benzo(a)anthracene	ug/kg	120 U	120 U	120 U	530 U [540 U]	150 U
Benzo(a)pyrene	ug/kg	120 U	120 U	120 U	530 U [540 U]	150 U
Benzo(b)fluoranthene	ug/kg	120 U	120 U	120 U	530 U [540 U]	150 U
Benzo(g,h,i)perylene	ug/kg	120 U	120 U	120 U	530 U [540 U]	150 U
Benzo(j)+(k)fluoranthene	ug/kg	120 U	120 U	120 U	530 U [540 U]	150 U
Benzo[e]pyrene	ug/kg	120 U	120 U	120 U	530 U [540 U]	150 U
Benzoic acid	ug/kg	79,000 U	77,000 U	77,000 U	340,000 U [340,000 U]	92,000 U
Benzyl butyl phthalate	ug/kg	31,000 U	30,000 U	30,000 U	130,000 U [130,000 U]	36,000 U
Biphenyl (diphenyl)	ug/kg	7,900 U	7,700 U	7,700 U	34,000 U [34,000 U]	9,200 U
Bis(2-chloroethoxy) methane	ug/kg	7,900 U	7,700 U	7,700 U	34,000 U [34,000 U]	9,200 U
Bis(2-chloroethyl) ether (2-Chloroethyl ether)	ug/kg	7,900 U	7,700 U	7,700 U	34,000 U [34,000 U]	9,200 U
Bis(2-chloroisopropyl) ether	ug/kg	7,900 U	7,700 U	7,700 U	34,000 U [34,000 U]	9,200 U
Bis(2-Ethylhexyl) phthalate	ug/kg	31,000 U	30,000 U	30,000 U	130,000 U [130,000 U]	36,000 U
C1-Chrysenes	ug/kg	120 U	120 U	120 U	530 U [540 U]	150 U
C1-Fluoranthenes/pyrenes	ug/kg	120 U	120 U	120 U	530 U [540 U]	150 U
C1-Fluorenes	ug/kg	120 U	120 U	120 U	530 U [540 U]	150 U
C1-Naphthalenes	ug/kg	290 J	120 U	120 U	530 U [540 U]	150 U
C1-Phenanthrene/anthracene	ug/kg	120 U	120 U	120 U	530 U [540 U]	150 U
C2-Chrysene	ug/kg	120 U	120 U	120 U	530 U [540 U]	150 U
C2-Fluoranthenes/pyrene	ug/kg	120 U	120 U	120 U	530 U [540 U]	150 U
C2-Fluorenes	ug/kg	120 U	120 U	120 U	530 U [540 U]	150 U
C2-Naphthalenes	ug/kg	170 J	120 U	120 U	530 U [540 U]	150 U
C2-Phenanthrene/anthracene	ug/kg	120 U	120 U	120 U	530 U [540 U]	150 U
C3-Chrysene	ug/kg	120 U	120 U	120 U	530 U [540 U]	150 U
C3-Fluoranthenes/pyrene	ug/kg	120 U	120 U	120 U	530 U [540 U]	150 U
C3-Fluorenes	ug/kg	120 U	120 U	120 U	530 U [540 U]	150 U
C3-Naphthalenes	ug/kg	120 U	120 U	120 U	530 U [540 U]	150 U
C3-Phenanthrene/anthracene	ug/kg	120 U	120 U	120 U	530 U [540 U]	150 U
C4-Chrysene	ug/kg	120 U	120 U	120 U	530 U [540 U]	150 U
C4-Naphthalenes	ug/kg	120 U	120 U	120 U	530 U [540 U]	150 U
C4-Phenanthrene/anthracene	ug/kg	120 U	120 U	120 U	530 U [540 U]	150 U
Caprolactam	ug/kg	16,000 U	16,000 U	15,000 U	67,000 U [67,000 U]	19,000 U
Carbazole	ug/kg	7,900 U	7,700 U	7,700 U	34,000 U [34,000 U]	9,200 U
Chrysene	ug/kg	120 U	120 U	120 U	530 U [540 U]	150 U
Dibenz(a,h)anthracene	ug/kg	120 U	120 U	120 U	530 U [540 U]	150 U
Dibenzofuran	ug/kg	7,900 U	7,700 U	7,700 U	34,000 U [34,000 U]	9,200 U
Diethyl phthalate	ug/kg	31,000 U	30,000 U	30,000 U	130,000 U [130,000 U]	36,000 U
Dimethyl phthalate	ug/kg	31,000 U	30,000 U	30,000 U	130,000 U [130,000 U]	36,000 U
Di-n-butyl phthalate	ug/kg	31,000 U	30,000 U	30,000 U	130,000 U [130,000 U]	36,000 U
Di-n-octylphthalate	ug/kg	31,000 U	30,000 U	30,000 U	130,000 U [130,000 U]	36,000 U
Fluoranthene	ug/kg	120 U	120 U	120 U	530 U [540 U]	150 U

Table C-24
Lipid Normalized Striped Bass (Fillet) Analytical Results

Sample Name: / Date Analyzed:	Units	NB03FSBS334 01/18/16	NB03FSBS335 01/18/16	NB03FSBS336 01/25/16	NB03FSBS337 01/25/16	NB03FSBS338 12/07/15
Fluorene	ug/kg	120 U	120 U	120 U	530 U [540 U]	150 U
Hexachlorobutadiene	ug/kg	7,900 U	7,700 U	7,700 U	34,000 U [34,000 U]	9,200 U
Hexachlorocyclopentadiene	ug/kg	79,000 U	77,000 U	77,000 U	340,000 U [340,000 U]	92,000 U
Hexachloroethane	ug/kg	16,000 U	16,000 U	15,000 U	67,000 U [67,000 U]	19,000 U
Indeno(1,2,3-c,d)pyrene	ug/kg	120 U	120 U	120 U	530 U [540 U]	150 U
Isophorone	ug/kg	7,900 U	7,700 U	7,700 U	34,000 U [34,000 U]	9,200 U
Naphthalene	ug/kg	190 J	120 U	120 U	530 U [540 U]	150 U
Nitrobenzene	ug/kg	7,900 U	7,700 U	7,700 U	34,000 U [34,000 U]	9,200 U
N-Nitrosodi-n-propylamine	ug/kg	7,900 U	7,700 U	7,700 U	34,000 U [34,000 U]	9,200 U
N-Nitrosodiphenylamine	ug/kg	7,900 U	7,700 U	7,700 U	34,000 U [34,000 U]	9,200 U
Pentachlorophenol	ug/kg	16,000 U	16,000 U	15,000 U	67,000 U [67,000 U]	19,000 U
Perylene	ug/kg	120 U	120 U	120 U	530 U [540 U]	150 U
Phenanthrene	ug/kg	120 U	120 U	120 U	560 J [540 U]	150 U
Phenol	ug/kg	7,900 U	7,700 U	7,700 U	34,000 U [34,000 U]	9,200 U
Pyrene	ug/kg	120 U	120 U	120 U	530 U [540 U]	150 U
Pyridine	ug/kg	31,000 U	30,000 U	30,000 U	130,000 U [130,000 U]	36,000 U
Total HMW PAHs	ug/kg	120 U	120 U	120 U	530 U [540 U]	150 U
Total LMW PAHs	ug/kg	620 J	120 U	120 U	560 J [540 U]	170 J
Total PAHs	ug/kg	620 J	120 U	120 U	560 J [540 U]	170 J

Table C-24
Lipid Normalized Striped Bass (Fillet) Analytical Results

Notes:

1. Totals were calculated using detected values only. If all analytes that make up a given total are non-detect, the total will be reported as the highest detection limit of the individual analytes and will be qualified with a "U" flag to indicate it is a non-detect.
2. Total PCB Congeners (209) = sum of 209 individual congener PCBs
3. Total Aroclor PCBs (Sum of 7 Aroclors) = sum of Aroclor-1016, Aroclor-1221, Aroclor-1232, Aroclor-1242, Aroclor-1248, Aroclor-1254, and Aroclor-1260
4. Total Aroclor PCBs (Sum of 9 Aroclors) = sum of Aroclor-1016, Aroclor-1221, Aroclor-1232, Aroclor-1242, Aroclor-1248, Aroclor-1254, Aroclor-1260, Aroclor-1262, and Aroclor-1268
5. Total Alpha + Gamma Chlordane = sum of alpha-Chlordane and gamma-Chlordane
6. Total DDT (2,4) = sum of 2,4'-DDD, 2,4'-DDE, and 2,4'-DDT
7. Total DDT (4,4) = sum of 4,4'-DDD, 4,4'-DDE, and 4,4'-DDT
8. Total DDT (2,4 & 4,4) = sum of 2,4'-DDD, 2,4'-DDE, 2,4'-DDT, 4,4'-DDD, 4,4'-DDE, and 4,4'-DDT
9. Total HMW PAHs = sum of fluoranthene, pyrene, benzo(a)anthracene, chrysene, benzo(b)fluoranthene, benzo(k)fluoranthene, benzo(a)pyrene, indeno(1,2,3-cd)pyrene, dibenzo(a,h)anthracene, and benzo(g,h,i)perylene.
10. Total LMW PAHs = sum of naphthalene, 2-methylnaphthalene, acenaphthylene, acenaphthene, fluorene, phenanthrene, and anthracene.
11. Total PAHs = sum of Total LMW PAHs and Total HMW PAHs.

DDD = dichlorodiphenyldichloroethane
DDE = dichlorodiphenyldichloroethylene
DDT = dichlorodiphenyltrichloroethane
HMW = high molecular weight
LMW = low molecular weight
PAH = polycyclic aromatic hydrocarbon
PCB = polychlorinated biphenyl

% = percent
mg/kg = milligrams per kilogram
ng/g = nanograms per gram
ng/kg = nanograms per kilogram
pg/g = picograms per gram
ug/kg = micrograms per kilogram

Table C-25
Lipid Normalized Summer Flounder (Fillet) Analytical Results

Sample Name: / Date Analyzed:	Units	NB03FSFC486 12/15/15	NB03FSFC487 12/15/15	NB03FSFC488 12/15/15	NB03FSFC489 01/25/16	NB03FSFC490 01/25/16	NB03FSFC491 12/07/15	NB03FSFN407 01/18/16
Dioxins/Furans								
1,2,3,4,6,7,8-HpCDD	ng/kg	25.5 JB	51.4 JB	31.3 JBQ	69.7 JB	4.37 JBQ	23.5 JBQ	109 JB
1,2,3,4,6,7,8-HpCDF	ng/kg	23.0 JBQ	60.0 JB	65.8 JBQ	53.3 JBQ	3.18 JB	97.9 JBQ	410 JB
1,2,3,4,7,8,9-HpCDF	ng/kg	3.09 JBQ	11.8 JBQ	9.97 JBQ	72.0 JBQ	1.27 JBQ	8.44 JBQ	28.4 JBQ
1,2,3,4,7,8-HxCDD	ng/kg	3.65 JBQ	5.52 JBQ	4.50 JBQ	54.7 JBQ	1.02 JBQ	6.93 JBQ	27.7 JB
1,2,3,4,7,8-HxCDF	ng/kg	26.4 JBQ	69.7 JBQ	39.4 JB	83.7 JB	2.78 JBQ	64.4 JB	446 JB
1,2,3,6,7,8-HxCDD	ng/kg	13.1 JQ	24.5 JQ	33.1 JQ	62.0 JBQ	2.07 JBQ	28.7 JBQ	94.0 JQ
1,2,3,6,7,8-HxCDF	ng/kg	15.1 JBQ	37.9 JBQ	38.6 JBQ	63.0 JB	2.34 JB	49.6 JB	157 JB
1,2,3,7,8,9-HxCDD	ng/kg	4.59 JQ	10.6 J	3.24 U	49.3 JBQ	1.16 JBQ	8.76 JBQ	40.3 JB
1,2,3,7,8,9-HxCDF	ng/kg	4.46 JB	17.3 JBQ	8.62 JBQ	90.3 JB	2.47 JB	15.3 JB	51.5 JB
1,2,3,7,8-PCDD	ng/kg	37.1 JQ	19.7 U	10.5 U	109 JBQ	3.79 JBQ	9.04 U	43.9 U
1,2,3,7,8-PCDF	ng/kg	3.26 U	21.6 JBQ	59.6 JBQ	93.7 JBQ	4.05 JBQ	34.9 JB	101 JBQ
2,3,4,6,7,8-HxCDF	ng/kg	5.32 JB	7.90 JBQ	8.64 JB	31.0 JBQ	1.11 JBQ	21.9 JB	52.5 JBQ
2,3,4,7,8-PCDF	ng/kg	65.8 JBQ	94.1 JB	117 JB	129 JB	8.81 JB	129 JB	330 JBQ
2,3,7,8-TCDD	ng/kg	581	614 JQ	481	420 B	34.1 QBJ	787	2,320
2,3,7,8-TCDF	ng/kg	22.7 J	31.0 J	10.1 U	27.1 JQ	1.78 JQ	32.9 J	52.0 JB
OCDD	ng/kg	37.7 JBQ	128 JBQ	42.6 JB	147 JBQ	3.07 JBQ	45.9 JBQ	204 JB
OCDF	ng/kg	5.32 JB	17.3 JB	8.19 JBQ	108 JBQ	1.92 JBQ	18.4 JB	101 JBQ
Butyltins								
Dibutyltin	ug/kg	170 U	450 U	150 U	430 UJ	13 UJ	180 U	650 UJ
Monobutyltin	ug/kg	2,600 UCN	6,900 UCN	2,400 UCN	6,700 UCNJ	200 UCNJ	2,900 UCN	11,000 UJCN
Tetra-n-butyltin	ug/kg	220 U	590 U	210 U	570 UJ	17 UJ	240 U	850 UJ
Tributyltin	ug/kg	190 U	520 U	180 U	500 UJ	15 UJ	210 U	750 UJ
Aroclor PCBs								
Aroclor 1016	ug/kg	900 U	2,400 U	920 U	2,400 U	70 U	1,000 U	3,600 U
Aroclor 1221	ug/kg	1,200 U	3,100 U	1,200 U	3,000 U	90 U	1,300 U	4,600 U
Aroclor 1232	ug/kg	2,100 U	5,500 U	2,100 U	5,300 U	160 U	2,200 U	8,000 U
Aroclor 1242	ug/kg	820 U	2,200 U	850 U	2,200 U	64 U	940 U	3,300 U
Aroclor 1248	ug/kg	4,000 J	7,600 J	10,000	2,200 U	300 J	28,000	3,300 U
Aroclor 1254	ug/kg	3,500 J	7,600 J	17,000	7,700 J	480 J	50,000	12,000 J
Aroclor 1260	ug/kg	1,200 U	3,300 U	4,700	3,200 U	95 U	31,000 PJ	4,900 U
Aroclor 1262	ug/kg	820 U	2,200 U	850 U	2,200 U	64 U	940 U	3,300 U
Aroclor 1268	ug/kg	820 U	2,200 U	850 U	2,200 U	64 U	940 U	3,300 U
Total Aroclor PCBs (Sum Of 7 Aroclors)	ug/kg	7,400 J	15,000 J	32,000	7,700 J	780 J	110,000 J	12,000 J
Total Aroclor PCBs (Sum Of 9 Aroclors)	ug/kg	7,400 J	15,000 J	32,000	7,700 J	780 J	110,000 J	12,000 J
Pesticides								
2,4'-DDD	pg/g	94,900 B	196,000 B	102,000 B	39,000 J	12,100 J	218,000	228,000
2,4'-DDE	pg/g	131,000 B	244,000 B	255,000 B	56,300 J	9,190 J	294,000	285,000
2,4'-DDT	pg/g	4,210 J	8,030 J	17,900	3,600 UJ	402 J	42,200	11,100 J
4,4'-DDD	pg/g	486,000 B	1,120,000 B	1,500,000 B	151,000 J	40,700 J	2,440,000	1,590,000
4,4'-DDE	pg/g	1,090,000 B	2,590,000 B	3,970,000 BD	390,000 J	71,900 J	5,150,000 BD	4,390,000 B
4,4'-DDT	pg/g	17,200 BJ	57,600 B	121,000 B	7,030 J	1,550 J	313,000	98,000 J
Aldrin	pg/g	922 J	1,450 J	864 J	3,050 UJ	53.9 J	1,350 U	2,350 J
Alpha BHC	pg/g	3,440 J	5,590 J	2,290 J	2,130 UJ	117 J	2,100 J	4,000 J
Alpha endosulfan	pg/g	7,360 U	19,800 U	7,360 U	19,100 UJ	574 UJ	8,440 U	28,700 U

Table C-25
Lipid Normalized Summer Flounder (Fillet) Analytical Results

Sample Name: / Date Analyzed:	Units	NB03FSFC486 12/15/15	NB03FSFC487 12/15/15	NB03FSFC488 12/15/15	NB03FSFC489 01/25/16	NB03FSFC490 01/25/16	NB03FSFC491 12/07/15	NB03FSFN407 01/18/16
Beta BHC	pg/g	2,970 J	3,790 J	2,290 J	3,700 UJ	181 J	1,540 J	3,560 J
Beta endosulfan	pg/g	7,470 U	20,100 U	7,470 U	19,400 UJ	583 UJ	8,570 U	29,200 U
cis-Chlordane	pg/g	254,000	376,000	328,000	78,000 J	18,000 J	285,000	496,000
cis-Nonachlor	pg/g	94,100	157,000	215,000	30,500 J	7,920 J	168,000	230,000
Delta BHC	pg/g	651 U	1,750 U	651 U	1,690 UJ	50.8 UJ	747 U	2,540 U
Dieldrin	pg/g	222,000	393,000	203,000	88,000 J	16,900 J	149,000	388,000
Endosulfan sulfate	pg/g	8,120 U	21,800 U	8,120 U	21,100 UJ	633 UJ	9,310 U	31,700 U
Endrin	pg/g	1,490 J	4,790 U	1,470 J	4,630 UJ	139 UJ	2,040 U	6,950 U
Endrin aldehyde	pg/g	16,800 U	45,200 U	16,800 U	43,700 UJ	1,310 UJ	19,300 U	R
Endrin ketone	pg/g	9,740 U	26,200 U	9,740 U	25,300 UJ	760 UJ	11,200 U	R
Gamma BHC (Lindane)	pg/g	1,120 J	2,400 J	1,000 J	2,560 UJ	76.9 UJ	934 J	1,650 J
Heptachlor	pg/g	4,170 U	11,200 U	4,170 U	10,800 UJ	325 UJ	4,780 UJ	16,300 U
Heptachlor epoxide	pg/g	68,200	108,000	48,200	19,500 J	3,510 J	40,100	87,500
Hexachlorobenzene	pg/g	77,900 B	140,000 B	68,700 B	33,700 BJ	5,510 BJ	45,600 B	147,000 B
Methoxychlor	pg/g	4,990 UJ	13,400 UJ	4,990 U	13,000 UJ	389 UJ	5,720 UJ	R
Mirex	pg/g	4,590 J	9,030 J	11,400	3,110 UJ	412 J	9,940	R
Oxychlordane	pg/g	121,000	248,000	120,000	35,000 J	8,570 J	142,000	379,000
Trans-chlordane	pg/g	106,000 J	146,000	92,900	41,300 J	7,750 J	75,600	171,000
Trans-heptachlor epoxide	pg/g	2,180 U	5,860 U	2,180 U	5,670 UJ	170 UJ	2,500 U	8,500 U
Trans-nonachlor	pg/g	238,000	400,000	572,000	67,700 J	18,100 J	406,000	520,000
Total Alpha + Gamma Chlordane	pg/g	360,000 J	522,000	421,000	119,000 J	25,800 J	361,000	666,000
Total DDT (2,4)	pg/g	230,000 J	448,000 J	375,000	95,300 J	21,700 J	554,000	523,000 J
Total DDT (4,4)	pg/g	1,590,000 J	3,770,000	5,600,000	548,000 J	114,000 J	7,900,000	6,070,000 J
Total DDT (2,4 & 4,4)	pg/g	1,820,000 J	4,220,000 J	5,970,000	644,000 J	136,000 J	8,460,000	6,590,000 J
PCB Congeners								
PCB-1	ng/kg	2,530 B	5,030 B	2,500 B	3,370 B	307 B	5,190	6,350
PCB-2	ng/kg	276	472 J	237 J	383 J	28.5	456	875 J
PCB-3	ng/kg	136 U	376 U	140 U	510 J	26.2 J	160 U	540 U
PCB-4	ng/kg	39,700 E	63,100	39,200 E	37,300 B	4,020 BE	79,900 E	75,000
PCB-5	ng/kg	229 J	445 J	201 J	350 J	38.3 J	788	755 J
PCB-6	ng/kg	5,150	11,400	5,220	9,630 B	1,050 B	15,700	18,400 B
PCB-7	ng/kg	856	1,830	1,250	1,540	170	2,190	9,550
PCB-8	ng/kg	19,700 B	44,100 B	18,700 B	41,700 B	4,230 BE	54,600 BE	79,500 B
PCB-9	ng/kg	1,450	3,040	1,500	2,410	278	4,010	4,600
PCB-10	ng/kg	5,270	8,720	6,560	5,430	561	10,700	11,200
PCB-11	ng/kg	3,850	7,000	3,990	1,100 U	33.2 U	8,340 B	1,680 U
PCB-12/13	ng/kg	464 J	1,050 J	488 J	730 J	67.2	1,070	1,450 J
PCB-14	ng/kg	98.7 U	274 U	102 U	259 U	7.80 U	117 U	1,400
PCB-15	ng/kg	197 U	548 U	203 U	2,310	264	5,590 B	5,900
PCB-16	ng/kg	9,060	17,600	11,000	9,230 B	971 B	37,500	25,800
PCB-17	ng/kg	70,600 E	142,000 E	77,400 E	94,700 B	11,100 BE	238,000 E	205,000 BE
PCB-18/30	ng/kg	128,000 E	245,000 E	147,000 E	164,000 B	18,600 BE	413,000 BE	311,000 BE
PCB-19	ng/kg	26,700	49,000	36,000	32,600	3,460 E	82,200 E	65,500
PCB-20/28	ng/kg	242,000 BE	531,000 BE	364,000 BE	370,000 BE	47,300 BE	1,420,000 E	1,410,000 BE
PCB-21/33	ng/kg	28,200	63,400	28,100	59,300	7,620 E	121,000 E	136,000

Table C-25
Lipid Normalized Summer Flounder (Fillet) Analytical Results

Sample Name: / Date Analyzed:	Units	NB03FSFC486 12/15/15	NB03FSFC487 12/15/15	NB03FSFC488 12/15/15	NB03FSFC489 01/25/16	NB03FSFC490 01/25/16	NB03FSFC491 12/07/15	NB03FSFN407 01/18/16
PCB-22	ng/kg	44,700 BE	84,800 B	57,200 BE	102,000 BE	8,550 BE	175,000 E	200,000 BE
PCB-23	ng/kg	117 J	257 J	174 J	245 J	28.0	618	510 J
PCB-24	ng/kg	1,780	2,990	2,100	2,100	247	6,180	3,370
PCB-25	ng/kg	19,400	29,800	29,000	28,400	3,750 E	64,300 E	46,400
PCB-26/29	ng/kg	46,700	82,800	93,800 E	81,700	9,050 E	185,000 E	146,000
PCB-27	ng/kg	14,600	26,900	21,800	16,900	1,820	55,400 E	35,300
PCB-31	ng/kg	159,000 BE	280,000 BE	250,000 BE	259,000 BE	30,500 BE	615,000 E	520,000 BE
PCB-32	ng/kg	55,900 BE	108,000 BE	69,900 BE	82,300	9,330 E	221,000 E	176,000 BE
PCB-34	ng/kg	1,330	2,880	2,490	2,730	319	6,560	5,450
PCB-35	ng/kg	111 U	309 U	114 U	291 U	8.78 U	132 U	443 U
PCB-36	ng/kg	98.7 U	274 U	102 U	259 U	7.80 U	117 U	394 U
PCB-37	ng/kg	2,830	5,000	3,000	3,570	475	15,300	13,400
PCB-38	ng/kg	147 J	240 U	315	370 J	35.5	1,600	820 J
PCB-39	ng/kg	559	1,210	597	1,440	164	3,720	3,070
PCB-40/71	ng/kg	77,300	148,000	118,000	112,000	13,800 E	515,000 E	269,000
PCB-41	ng/kg	6,680	12,200	5,080	8,630	1,060	40,100	23,900
PCB-42	ng/kg	58,500	93,400	118,000 E	68,700	8,060 E	416,000 E	158,000
PCB-43	ng/kg	7,650	15,100	13,300	10,500	1,380	56,000	25,200
PCB-44/47/65	ng/kg	201,000	441,000	560,000 E	242,000	31,500 E	2,160,000 E	1,050,000 BE
PCB-45	ng/kg	29,000	46,200	45,800	28,000	3,520	135,000 E	63,000
PCB-46	ng/kg	1,240	2,170	1,600	1,200	121	5,150	2,850
PCB-48	ng/kg	30,400	60,000	31,200	48,000	5,960 E	203,000 E	115,000
PCB-49/69	ng/kg	206,000 E	342,000	687,000 E	290,000	34,700 E	1,910,000 E	620,000 E
PCB-50/53	ng/kg	37,100	71,000	46,300	52,700	5,820	174,000	97,000
PCB-51	ng/kg	26,000	47,900	31,400	41,700	4,930	130,000 E	91,500
PCB-52	ng/kg	462,000 E	652,000 E	1,010,000 E	580,000 BE	73,600 BE	2,630,000 BE	995,000 BE
PCB-54	ng/kg	4,210	7,100	5,130	5,070	531	13,900	10,800
PCB-55	ng/kg	1,310	1,970	1,870	390 U	11.7 U	175 U	590 U
PCB-56	ng/kg	46,900	72,400	77,200 E	60,000	8,370 E	254,000 E	130,000
PCB-57	ng/kg	1,230	1,940	4,420	1,780	297	8,430	2,650
PCB-58	ng/kg	818	1,150 J	2,050	1,350 J	166	6,680	2,950
PCB-60	ng/kg	31,500	78,300	75,600	49,000	6,380 E	340,000 E	249,000
PCB-61/70/74/76	ng/kg	312,000 E	559,000	744,000 E	403,000	57,600 E	2,780,000 E	1,290,000 E
PCB-62/75	ng/kg	26,700	50,700	65,100	34,000	4,180	229,000	108,000
PCB-63	ng/kg	17,300	22,200	43,100	24,600	3,550	123,000 E	44,100
PCB-64	ng/kg	95,900 BE	162,000 B	265,000 BE	129,000	16,000 E	791,000 E	339,000 BE
PCB-66	ng/kg	185,000 BE	472,000 BE	544,000 BE	276,000 BE	39,100 BE	2,760,000 E	1,560,000 BE
PCB-67	ng/kg	4,490	6,830	8,670	5,500	792	24,300	9,900
PCB-68	ng/kg	5,000	6,210	16,400	7,330	1,070	36,000	13,700
PCB-72	ng/kg	7,050	445 U	26,000	10,700	1,510	51,500	16,900
PCB-73	ng/kg	173 U	479 U	178 U	453 U	13.7 U	8,940	690 U
PCB-77	ng/kg	9,280	14,300	4,820	5,600	1,130	35,900	30,200
PCB-78	ng/kg	197 U	548 U	203 U	517 U	15.6 U	234 U	785 U
PCB-79	ng/kg	905	1,760	4,320	1,540 J	188	12,400	3,560
PCB-80	ng/kg	136 U	376 U	140 U	357 U	10.7 U	160 U	540 U

Table C-25
Lipid Normalized Summer Flounder (Fillet) Analytical Results

Sample Name: / Date Analyzed:	Units	NB03FSFC486 12/15/15	NB03FSFC487 12/15/15	NB03FSFC488 12/15/15	NB03FSFC489 01/25/16	NB03FSFC490 01/25/16	NB03FSFC491 12/07/15	NB03FSFN407 01/18/16
PCB-81	ng/kg	453 J	952 J	4,770	583 U	17.6 U	3,030	2,220 J
PCB-82	ng/kg	8,910	13,100	22,800	8,530	992	91,300 E	21,100
PCB-83	ng/kg	1,620	3,190 J	5,220	1,950 J	192	424 U	4,950
PCB-84	ng/kg	17,200	27,800	37,900	15,800	1,730	122,000 E	36,600
PCB-85/116/117	ng/kg	49,700	111,000	209,000	60,300	9,460	822,000 E	280,000
PCB-86/87/97/109/119/125	ng/kg	102,000	171,000	440,000	132,000	17,800	1,450,000 E	354,000
PCB-88	ng/kg	272 U	755 U	279 U	713 U	21.5 U	322 U	1,090 U
PCB-89	ng/kg	1,420	2,680	2,090	1,900	222	11,700	4,580
PCB-90/101/113	ng/kg	219,000 B	327,000 B	1,050,000 BE	305,000 B	44,900 BE	3,150,000 BE	560,000 B
PCB-91	ng/kg	31,500	55,900	158,000 E	42,700	5,870 E	407,000 E	96,500
PCB-92	ng/kg	79,200 E	99,300	262,000 E	96,000 B	14,000 BE	694,000 E	145,000 B
PCB-93/100	ng/kg	8,580	26,800	40,100	10,700	1,540	182,000 E	68,500
PCB-94	ng/kg	1,120	2,150	2,730	1,320 J	138	7,430	2,810
PCB-95	ng/kg	142,000 E	223,000 E	309,000 E	170,000	20,900 E	1,250,000 E	356,000 E
PCB-96	ng/kg	1,650	2,820	2,970	1,820	210	8,620	3,620
PCB-98/102	ng/kg	7,540	15,900	15,900	12,000	1,490	66,800	25,700
PCB-99	ng/kg	228,000 E	507,000 E	1,060,000 E	271,000 E	44,200 E	3,630,000 E	1,160,000 BE
PCB-103	ng/kg	4,780	6,760	19,500	7,200	939	60,300	13,000
PCB-104	ng/kg	736	1,230 J	1,600	453 U	102	6,380	2,480
PCB-105	ng/kg	69,600	165,000	292,000 E	125,000	16,500 E	1,080,000 E	580,000 BE
PCB-106	ng/kg	210 U	583 U	215 U	550 U	16.6 U	249 U	835 U
PCB-107	ng/kg	36,900	57,600	117,000 E	55,300	9,270 E	319,000 E	130,000
PCB-108/124	ng/kg	7,630	8,590	20,800	10,100	1,520	60,900	16,900
PCB-110/115	ng/kg	481 U	291,000 B	871,000 BE	237,000 B	33,900 BE	2,590,000 E	625,000 BE
PCB-111	ng/kg	1,100	1,580 J	3,860	1,420 J	183	9,870	2,990
PCB-112	ng/kg	873	717 J	178 U	453 U	13.7 U	204 U	690 U
PCB-114	ng/kg	7,770	14,300	23,500	11,900	1,700	90,400 E	49,400
PCB-118	ng/kg	360,000 BE	648,000 BE	1,350,000 BE	550,000 BE	81,100 BE	4,310,000 E	1,980,000 BE
PCB-120	ng/kg	4,360	7,310	18,200	5,770	790	42,200	13,400
PCB-121	ng/kg	482 J	969 J	1,450	587 J	86.9	5,620	1,590 J
PCB-122	ng/kg	723	986 J	1,440	940 J	184	6,030	1,800 J
PCB-123	ng/kg	5,030	9,100	16,400	7,430	952	76,300	41,100
PCB-126	ng/kg	R	R	R	3,970	576	6,710	785 U
PCB-127	ng/kg	455 J	931 J	1,490	460 J	121	5,840	2,240 J
PCB-128/166	ng/kg	24,100	59,700	150,000	39,700	5,420	518,000 E	179,000
PCB-129/138/163	ng/kg	319,000 E	603,000	1,470,000 E	453,000	64,200 E	5,540,000 E	1,430,000 BE
PCB-130	ng/kg	25,400	28,900	72,700	31,400	4,820	193,000 E	43,800
PCB-131	ng/kg	914	1,460 J	4,220	1,150 J	125	14,200	2,580
PCB-132	ng/kg	25,900	41,000	129,000 E	37,000	4,770	424,000 E	76,000 B
PCB-133	ng/kg	12,700	19,100	42,200	19,900	2,920	137,000 E	47,500
PCB-134	ng/kg	5,710	8,380	18,700	5,670	645	58,200	12,000
PCB-135/151	ng/kg	113,000	145,000	338,000 E	148,000	20,400 E	899,000 E	202,000
PCB-136	ng/kg	12,800	21,000	39,100	17,800	1,910	125,000 E	33,500
PCB-137	ng/kg	14,000	29,700	62,600	17,800	2,710	259,000 E	76,500
PCB-139/140	ng/kg	2,860	9,100	21,000	4,670	676	94,400	26,800

Table C-25
Lipid Normalized Summer Flounder (Fillet) Analytical Results

Sample Name: / Date Analyzed:	Units	NB03FSFC486 12/15/15	NB03FSFC487 12/15/15	NB03FSFC488 12/15/15	NB03FSFC489 01/25/16	NB03FSFC490 01/25/16	NB03FSFC491 12/07/15	NB03FSFN407 01/18/16
PCB-141	ng/kg	30,900 B	39,000 B	120,000 BE	42,700 B	6,260 BE	463,000 E	78,000 B
PCB-142	ng/kg	210 U	583 U	215 U	550 U	16.6 U	309 J	835 U
PCB-143	ng/kg	408 U	1,130 U	419 U	1,070 U	32.2 U	482 U	1,630 U
PCB-144	ng/kg	10,200	13,500	32,900	13,700	1,850	113,000 E	21,600
PCB-145	ng/kg	197 U	548 U	203 U	517 U	15.6 U	415 J	785 U
PCB-146	ng/kg	96,400 E	150,000	346,000 E	129,000	19,600 E	1,070,000 E	248,000 B
PCB-147/149	ng/kg	121,000 B	187,000 B	645,000 BE	175,000 B	22,800 BE	1,740,000 BE	293,000 B
PCB-148	ng/kg	2,320	4,410	7,690	3,830	401	26,000	9,050
PCB-150	ng/kg	928	1,590 J	3,690	1,500 J	160	9,510	2,560
PCB-152	ng/kg	205 J	479 U	714	453 U	37.2 J	2,130	690 U
PCB-153/168	ng/kg	346,000 BE	745,000 BE	1,760,000 BE	497,000 BE	69,500 BE	6,880,000 BE	1,520,000 BE
PCB-154	ng/kg	13,300	32,600	57,200	21,400	2,390	196,000 E	70,500
PCB-155	ng/kg	1,650	5,720	8,230	2,360	233	41,900	18,800
PCB-156/157	ng/kg	39,400	70,000	142,000	60,000	9,560	462,000 E	194,000
PCB-158	ng/kg	12,700	39,300	92,800 E	21,100	2,870	426,000 E	116,000
PCB-159	ng/kg	173 U	479 U	178 U	453 U	19.5 J	204 U	690 U
PCB-160	ng/kg	1,180 J	2,160 U	800 U	2,040 U	61.5 U	921 U	3,100 U
PCB-161	ng/kg	297 J	445 U	165 U	420 U	12.7 U	190 U	640 U
PCB-162	ng/kg	3,290	5,070	10,900	5,970	860	40,300	13,000
PCB-164	ng/kg	6,900	10,900	42,400	10,800	1,540	127,000 E	20,600
PCB-165	ng/kg	892	1,270 J	3,100	1,380 J	174	10,300	2,200 J
PCB-167	ng/kg	17,200	29,200	61,000	25,800	4,400	187,000 E	80,500
PCB-169	ng/kg	185 U	514 U	191 U	487 U	14.6 U	219 U	740 U
PCB-170	ng/kg	56,300	100,000	228,000 E	68,300	10,900 E	935,000 E	222,000
PCB-171/173	ng/kg	R	R	R	20,200	3,020	337,000 E	90,500
PCB-172	ng/kg	12,200	21,200	48,600	16,200	2,570	207,000 E	40,500
PCB-174	ng/kg	13,600	23,400	80,600 E	24,100	2,970	306,000 E	42,100
PCB-175	ng/kg	R	R	R	6,000	772	56,200	13,800
PCB-176	ng/kg	2,640	3,860	11,600	4,530	544	48,700	7,300
PCB-177	ng/kg	41,500	51,700	121,000 E	58,000	7,940 E	374,000 E	75,500
PCB-178	ng/kg	32,700	51,000	99,200 E	50,000	7,030 E	368,000 E	98,500
PCB-179	ng/kg	13,200	20,000	50,600	19,400	2,130	181,000 E	30,300
PCB-180/193	ng/kg	176,000 E	344,000	703,000 E	222,000	35,400 E	3,060,000 E	715,000 BE
PCB-181	ng/kg	R	R	R	R	R	12,600	R
PCB-182	ng/kg	701	1,580 J	2,900	1,230 J	133	15,300	3,250
PCB-183/185	ng/kg	R	R	R	67,300	9,390	1,080,000 E	224,000
PCB-184	ng/kg	426 J	1,170 J	1,530	683 J	61.4	7,060	2,660
PCB-186	ng/kg	185 U	514 U	191 U	487 U	14.6 U	219 U	740 U
PCB-187	ng/kg	182,000 E	318,000 E	633,000 E	276,000 E	39,600 E	2,260,000 E	570,000 BE
PCB-188	ng/kg	2,090	3,620	4,050	3,800	210	15,000	16,200
PCB-189	ng/kg	2,370	4,900	10,900	3,930	606	35,000	11,900
PCB-190	ng/kg	11,900	25,100	52,400	14,400	2,220	229,000 E	56,000
PCB-191	ng/kg	2,650	5,240	10,400	3,530	524	51,000	12,000
PCB-192	ng/kg	160 U	445 U	165 U	420 U	12.7 U	447 J	640 U
PCB-194	ng/kg	22,700	48,600	120,000 E	36,300	5,510	399,000 E	127,000

Table C-25
Lipid Normalized Summer Flounder (Fillet) Analytical Results

Sample Name: / Date Analyzed:	Units	NB03FSFC486 12/15/15	NB03FSFC487 12/15/15	NB03FSFC488 12/15/15	NB03FSFC489 01/25/16	NB03FSFC490 01/25/16	NB03FSFC491 12/07/15	NB03FSFN407 01/18/16
PCB-195	ng/kg	6,260	15,500	35,800	10,600	1,520	134,000 E	42,500
PCB-196	ng/kg	13,300	35,900	63,300	24,100	3,130	299,000 EJ	95,000
PCB-197/200	ng/kg	2,560	5,590	12,700	5,800	572	48,200	12,600
PCB-198/199	ng/kg	40,000	92,100	186,000	72,300	9,950	665,000 E	225,000
PCB-201	ng/kg	6,580	14,400	27,200	14,300	1,340	108,000	34,500
PCB-202	ng/kg	26,700	49,700	89,600	48,700	6,620	290,000 E	114,000
PCB-203	ng/kg	26,500	65,900	132,000 E	43,300	6,540	518,000 E	140,000
PCB-204	ng/kg	259 U	721 U	267 U	680 U	20.5 U	1,120	1,040 U
PCB-205	ng/kg	841	1,950	5,780	1,700	231	17,800	4,280
PCB-206	ng/kg	17,800	50,700	100,000	36,700	4,170	275,000 E	125,000
PCB-207	ng/kg	2,320	6,790	10,400	5,370	455	32,100	15,600
PCB-208	ng/kg	11,100	27,900	47,800	24,300	2,550	114,000	74,500
PCB-209	ng/kg	11,200	30,700	56,900	28,600	2,110	R	93,000 B
Total PCB Congeners (209)	ng/kg	6,220,000 J	11,700,000 J	20,800,000 J	9,060,000 J	1,220,000 J	72,800,000 J	25,500,000 J
Semivolatiles								
1,2,4,5-Tetrachlorobenzene	ug/kg	42,000 U	110,000 U	42,000 U	110,000 U	3,300 U	49,000 U	170,000 U
1,2-Diphenylhydrazine	ug/kg	42,000 U	110,000 U	42,000 U	110,000 U	3,300 U	49,000 U	170,000 U
1-Methylnaphthalene	ug/kg	1,500 J	1,800 U	680 U	1,800 U	52 U	780 U	2,700 U
2,3,4,6-Tetrachlorophenol	ug/kg	170,000 U	450,000 U	170,000 U	430,000 U	13,000 U	190,000 U	650,000 U
2,4,5-Trichlorophenol	ug/kg	42,000 U	110,000 U	42,000 U	110,000 U	3,300 U	49,000 U	170,000 U
2,4,6-Trichlorophenol	ug/kg	42,000 U	110,000 U	42,000 U	110,000 U	3,300 U	49,000 U	170,000 U
2,4-Dichlorophenol	ug/kg	42,000 U	110,000 U	42,000 U	110,000 U	3,300 U	49,000 U	170,000 U
2,4-Dimethylphenol	ug/kg	42,000 U	110,000 U	42,000 U	110,000 U	3,300 U	49,000 U	170,000 U
2,4-Dinitrophenol	ug/kg	760,000 U	2,100,000 U	760,000 U	2,000,000 U	60,000 U	880,000 U	3,000,000 U
2,4-Dinitrotoluene	ug/kg	170,000 U	450,000 U	170,000 U	430,000 U	13,000 U	190,000 U	650,000 U
2,6-Dinitrotoluene	ug/kg	42,000 U	110,000 U	42,000 U	110,000 U	3,300 U	49,000 U	170,000 U
2-Chloronaphthalene	ug/kg	17,000 U	45,000 U	17,000 U	43,000 U	1,300 U	19,000 U	65,000 U
2-Chlorophenol	ug/kg	42,000 U	110,000 U	42,000 U	110,000 U	3,300 U	49,000 U	170,000 U
2-Methylnaphthalene	ug/kg	2,900	1,800 U	680 U	1,800 U	52 U	780 U	2,700 U
2-Methylphenol (o-cresol)	ug/kg	42,000 U	110,000 U	42,000 U	110,000 U	3,300 U	49,000 U	170,000 U
2-Nitroaniline	ug/kg	42,000 U	110,000 U	42,000 U	110,000 U	3,300 U	49,000 U	170,000 U
2-Nitrophenol	ug/kg	42,000 U	110,000 U	42,000 U	110,000 U	3,300 U	49,000 U	170,000 U
3,3'-Dichlorobenzidine	ug/kg	260,000 U	690,000 U	260,000 U	670,000 U	20,000 U	290,000 U	1,000,000 U
3-Nitroaniline	ug/kg	170,000 U	450,000 U	170,000 U	430,000 U	13,000 U	190,000 U	650,000 U
4,6-Dinitro-2-methylphenol	ug/kg	420,000 U	1,100,000 U	420,000 U	1,100,000 U	33,000 U	490,000 U	1,700,000 U
4-Bromophenyl phenyl ether	ug/kg	42,000 U	110,000 U	42,000 U	110,000 U	3,300 U	49,000 U	170,000 U
4-Chloro-3-methylphenol	ug/kg	42,000 U	110,000 U	42,000 U	110,000 U	3,300 U	49,000 U	170,000 U
4-Chloroaniline	ug/kg	83,000 U	230,000 U	85,000 U	220,000 U	6,700 U	99,000 U	340,000 U
4-Chlorophenyl phenyl ether	ug/kg	42,000 U	110,000 U	42,000 U	110,000 U	3,300 U	49,000 U	170,000 U
4-Methylphenol (p-cresol)	ug/kg	42,000 U	110,000 U	42,000 U	110,000 U	3,300 U	49,000 U	170,000 U
4-Nitroaniline	ug/kg	170,000 U	450,000 U	170,000 U	430,000 U	13,000 U	190,000 U	650,000 U
4-Nitrophenol	ug/kg	420,000 U	1,100,000 U	420,000 U	1,100,000 U	33,000 U	490,000 U	1,700,000 U
Acenaphthene	ug/kg	1,100 J	1,800 U	680 U	1,800 U	52 U	780 U	2,700 U
Acenaphthylene	ug/kg	670 U	1,800 U	680 U	1,800 U	52 U	780 U	2,700 U
Acetophenone	ug/kg	42,000 U	110,000 U	42,000 U	110,000 U	3,300 U	49,000 U	170,000 U

Table C-25
Lipid Normalized Summer Flounder (Fillet) Analytical Results

Sample Name: / Date Analyzed:	Units	NB03FSFC486 12/15/15	NB03FSFC487 12/15/15	NB03FSFC488 12/15/15	NB03FSFC489 01/25/16	NB03FSFC490 01/25/16	NB03FSFC491 12/07/15	NB03FSFN407 01/18/16
Anthracene	ug/kg	670 U	1,800 U	680 U	1,800 U	52 U	780 U	2,700 U
Atrazine	ug/kg	83,000 U	230,000 U	85,000 U	220,000 U	6,700 U	99,000 U	340,000 U
Benzaldehyde	ug/kg	170,000 U	450,000 U	170,000 U	430,000 UJ	13,000 UJ	190,000 U	650,000 U
Benzidine	ug/kg	1,800,000 U	4,800,000 U	1,800,000 U	4,700,000 UJ	140,000 UJ	2,100,000 U	7,000,000 U
Benzo(a)anthracene	ug/kg	670 U	1,800 U	680 U	1,800 U	52 U	780 U	2,700 U
Benzo(a)pyrene	ug/kg	670 U	1,800 U	680 U	1,800 U	52 UJ	780 U	2,700 UJ
Benzo(b)fluoranthene	ug/kg	670 U	1,800 U	680 U	1,800 U	52 UJ	780 U	2,700 UJ
Benzo(g,h,i)perylene	ug/kg	670 U	1,800 U	680 U	1,800 U	52 UJ	780 U	2,700 UJ
Benzo(j)+(k)fluoranthene	ug/kg	670 U	1,800 U	680 U	1,800 U	52 UJ	780 U	2,700 UJ
Benzo[e]pyrene	ug/kg	670 U	1,800 U	680 U	1,800 U	52 U	780 U	2,700 U
Benzoic acid	ug/kg	420,000 U	1,100,000 U	420,000 U	1,100,000 U	33,000 U	490,000 U	1,700,000 U
Benzyl butyl phthalate	ug/kg	170,000 U	450,000 U	170,000 U	430,000 U	13,000 U	190,000 U	650,000 U
Biphenyl (diphenyl)	ug/kg	42,000 U	110,000 U	42,000 U	110,000 U	3,300 U	49,000 U	170,000 U
Bis(2-chloroethoxy) methane	ug/kg	42,000 U	110,000 U	42,000 U	110,000 U	3,300 U	49,000 U	170,000 U
Bis(2-chloroethyl) ether (2-Chloroethyl ether)	ug/kg	42,000 U	110,000 U	42,000 U	110,000 U	3,300 U	49,000 U	170,000 U
Bis(2-chloroisopropyl) ether	ug/kg	42,000 U	110,000 U	42,000 U	110,000 U	3,300 U	49,000 U	170,000 U
Bis(2-Ethylhexyl) phthalate	ug/kg	170,000 U	450,000 U	170,000 U	430,000 U	13,000 U	190,000 U	650,000 U
C1-Chrysenes	ug/kg	670 U	1,800 U	680 U	1,800 U	52 U	780 U	2,700 U
C1-Fluoranthenes/pyrenes	ug/kg	670 U	1,800 U	680 U	1,800 U	52 U	780 U	2,700 U
C1-Fluorenes	ug/kg	670 U	1,800 U	680 U	1,800 U	52 U	780 U	2,700 U
C1-Naphthalenes	ug/kg	2,800	1,800 U	680 U	1,800 U	52 U	780 U	2,700 U
C1-Phenanthrene/anthracene	ug/kg	670 U	1,800 U	680 U	1,800 U	52 U	780 U	2,700 U
C2-Chrysene	ug/kg	670 U	1,800 U	680 U	1,800 U	52 U	780 U	2,700 U
C2-Fluoranthenes/pyrene	ug/kg	670 U	1,800 U	680 U	1,800 U	52 U	780 U	2,700 U
C2-Fluorenes	ug/kg	670 U	1,800 U	680 U	1,800 U	52 U	780 U	2,700 U
C2-Naphthalenes	ug/kg	1,200 J	1,800 U	680 U	1,800 U	52 U	780 U	2,700 U
C2-Phenanthrene/anthracene	ug/kg	670 U	1,800 U	680 U	1,800 U	52 U	780 U	2,700 U
C3-Chrysene	ug/kg	670 U	1,800 U	680 U	1,800 U	52 U	780 U	2,700 U
C3-Fluoranthenes/pyrene	ug/kg	670 U	1,800 U	680 U	1,800 U	52 U	780 U	2,700 U
C3-Fluorenes	ug/kg	670 U	1,800 U	680 U	1,800 U	52 U	780 U	2,700 U
C3-Naphthalenes	ug/kg	670 U	1,800 U	680 U	1,800 U	52 U	780 U	2,700 U
C3-Phenanthrene/anthracene	ug/kg	670 U	1,800 U	680 U	1,800 U	52 U	780 U	2,700 U
C4-Chrysene	ug/kg	670 U	1,800 U	680 U	1,800 U	52 U	780 U	2,700 U
C4-Naphthalenes	ug/kg	670 U	1,800 U	680 U	1,800 U	52 U	780 U	2,700 U
C4-Phenanthrene/anthracene	ug/kg	670 U	1,800 U	680 U	1,800 U	52 U	780 U	2,700 U
Caprolactam	ug/kg	83,000 U	230,000 U	85,000 U	220,000 U	6,700 U	99,000 U	340,000 U
Carbazole	ug/kg	42,000 U	110,000 U	42,000 U	110,000 U	3,300 U	49,000 U	170,000 U
Chrysene	ug/kg	670 U	1,800 U	680 U	1,800 U	52 U	780 U	2,700 U
Dibenz(a,h)anthracene	ug/kg	670 U	1,800 U	680 U	1,800 U	52 UJ	780 U	2,700 UJ
Dibenzofuran	ug/kg	42,000 U	110,000 U	42,000 U	110,000 U	3,300 U	49,000 U	170,000 U
Diethyl phthalate	ug/kg	170,000 U	450,000 U	170,000 U	430,000 U	13,000 U	190,000 U	650,000 U
Dimethyl phthalate	ug/kg	170,000 U	450,000 U	170,000 U	430,000 U	13,000 U	190,000 U	650,000 U
Di-n-butyl phthalate	ug/kg	170,000 U	450,000 U	170,000 U	430,000 U	13,000 U	190,000 U	650,000 U
Di-n-octylphthalate	ug/kg	170,000 U	450,000 U	170,000 U	430,000 U	13,000 U	190,000 U	650,000 U
Fluoranthene	ug/kg	670 U	1,800 U	680 U	1,800 U	52 U	780 U	2,700 U

Table C-25
Lipid Normalized Summer Flounder (Fillet) Analytical Results

Sample Name: / Date Analyzed:	Units	NB03FSFC486 12/15/15	NB03FSFC487 12/15/15	NB03FSFC488 12/15/15	NB03FSFC489 01/25/16	NB03FSFC490 01/25/16	NB03FSFC491 12/07/15	NB03FSFN407 01/18/16
Fluorene	ug/kg	810 J	1,800 U	680 U	1,800 U	52 U	780 U	2,700 U
Hexachlorobutadiene	ug/kg	42,000 U	110,000 U	42,000 U	110,000 U	3,300 U	49,000 U	170,000 U
Hexachlorocyclopentadiene	ug/kg	420,000 U	1,100,000 U	420,000 U	1,100,000 U	33,000 U	490,000 U	1,700,000 U
Hexachloroethane	ug/kg	83,000 U	230,000 U	85,000 U	220,000 U	6,700 U	99,000 U	340,000 U
Indeno(1,2,3-c,d)pyrene	ug/kg	670 U	1,800 U	680 U	1,800 U	52 UJ	780 U	2,700 UJ
Isophorone	ug/kg	42,000 U	110,000 U	42,000 U	110,000 U	3,300 U	49,000 U	170,000 U
Naphthalene	ug/kg	13,000	1,800 U	680 U	1,800 U	52 U	780 U	2,900 J
Nitrobenzene	ug/kg	42,000 U	110,000 U	42,000 U	110,000 U	3,300 U	49,000 U	170,000 U
N-Nitrosodi-n-propylamine	ug/kg	42,000 U	110,000 U	42,000 U	110,000 U	3,300 U	49,000 U	170,000 U
N-Nitrosodiphenylamine	ug/kg	42,000 U	110,000 U	42,000 U	110,000 U	3,300 U	49,000 U	170,000 U
Pentachlorophenol	ug/kg	83,000 U	230,000 U	85,000 U	220,000 U	6,700 U	99,000 U	340,000 U
Perylene	ug/kg	670 U	1,800 U	680 U	1,800 U	52 U	780 U	2,700 U
Phenanthrene	ug/kg	1,300 J	1,800 U	680 U	1,800 U	52 U	780 U	2,700 U
Phenol	ug/kg	42,000 U	110,000 U	42,000 U	110,000 U	3,300 U	49,000 U	170,000 U
Pyrene	ug/kg	670 U	1,800 U	680 U	1,800 U	52 U	780 U	2,700 U
Pyridine	ug/kg	170,000 U	450,000 U	170,000 U	430,000 U	13,000 U	190,000 U	650,000 U
Total HMW PAHs	ug/kg	670 U	1,800 U	680 U	1,800 U	52 U	780 U	2,700 U
Total LMW PAHs	ug/kg	19,000 J	1,800 U	680 U	1,800 U	52 U	780 U	2,900 J
Total PAHs	ug/kg	19,000 J	1,800 U	680 U	1,800 U	52 U	780 U	2,900 J

Table C-25
Lipid Normalized Summer Flounder (Fillet) Analytical Results

Sample Name: / Date Analyzed:	Units	NB03FSFN408 01/18/16	NB03FSFN409 12/15/15	NB03FSFN410 12/07/15	NB03FSFN411 12/15/15	NB03FSFN412 12/15/15	NB03FSFS351 01/25/16	NB03FSFS354 01/25/16
Dioxins/Furans								
1,2,3,4,6,7,8-HpCDD	ng/kg	136 JB	33.7 JB	21.4 JBQ	106 JB	32.5 JBQ	3.47 JB	16.3 JBQ
1,2,3,4,6,7,8-HpCDF	ng/kg	101 JB	79.2 JBQ	40.6 JB	50.0 JB	48.1 JBQ	4.31 JB	26.4 JB
1,2,3,4,7,8,9-HpCDF	ng/kg	49.7 JBQ	5.49 U	4.64 JBQ	9.40 JBQ	7.85 JBQ	1.82 JBQ	17.7 JB
1,2,3,4,7,8-HxCDD	ng/kg	39.8 JBQ	3.48 U	5.80 JB	15.3 JBQ	4.52 U	0.890 JBQ	11.4 JBQ
1,2,3,4,7,8-HxCDF	ng/kg	309 JBQ	102 JB	41.7 JB	55.3 JB	53.1 JB	2.90 JBQ	19.5 JBQ
1,2,3,6,7,8-HxCDD	ng/kg	86.6 J	24.8 JQ	11.8 JBQ	51.7 JQ	22.5 J	4.14 JBQ	20.2 JBQ
1,2,3,6,7,8-HxCDF	ng/kg	118 JB	39.0 JB	19.7 JBQ	38.0 JB	19.4 JBQ	3.41 JBQ	16.3 JBQ
1,2,3,7,8,9-HxCDD	ng/kg	57.7 JBQ	9.33 J	8.61 JB	7.43 U	15.9 JQ	1.12 JBQ	13.8 JBQ
1,2,3,7,8,9-HxCDF	ng/kg	85.6 JBQ	6.01 JBQ	8.64 JBQ	36.3 JBQ	10.1 JBQ	1.88 JBQ	15.9 JBQ
1,2,3,7,8-PCDD	ng/kg	241 JBQ	12.9 U	9.67 U	25.9 U	55.2 JQ	4.87 JBQ	19.9 U
1,2,3,7,8-PCDF	ng/kg	105 JB	14.8 JBQ	28.5 JB	100 JB	34.6 JBQ	8.26 JB	31.8 JBQ
2,3,4,6,7,8-HxCDF	ng/kg	85.7 JBQ	13.3 JBQ	9.30 JB	8.03 JB	8.35 JBQ	0.560 JBQ	7.74 JB
2,3,4,7,8-PCDF	ng/kg	410 JB	132 JB	80.7 JB	101 JBQ	89.6 JB	9.18 JBQ	98.8 JB
2,3,7,8-TCDD	ng/kg	3,010	1,060	428	520 JQ	1,050	48.1 B	402 B
2,3,7,8-TCDF	ng/kg	70.7 JBQ	25.4 JQ	25.2 J	20.7 J	24.6 JQ	3.95 JQ	14.7 JQ
OCDD	ng/kg	119 JBQ	37.4 JB	71.9 JBQ	185 JB	73.8 JB	5.67 JBQ	33.2 JB
OCDF	ng/kg	156 JBQ	10.9 JB	18.3 JBQ	24.3 JBQ	10.2 JBQ	2.21 JBQ	27.2 JBQ
Butyltins								
Dibutyltin	ug/kg	1,300 UJ	120 U	150 U	430 U	270 U	13 UJ	240 UJ
Monobutyltin	ug/kg	20,000 UJCN	2,000 UCN	2,300 UCN	7,000 UCN	4,400 UCN	210 UCNJ	3,800 UCNJ
Tetra-n-butyltin	ug/kg	1,700 UJ	160 U	190 U	570 U	350 U	18 UJ	320 UJ
Tributyltin	ug/kg	1,500 UJ	140 U	170 U	500 U	310 U	15 J	300 J
Aroclor PCBs								
Aroclor 1016	ug/kg	7,200 U	730 U	810 U	2,400 U	1,500 U	73 U	1,400 U
Aroclor 1221	ug/kg	9,200 U	930 U	1,000 U	3,000 U	1,900 U	94 U	1,800 U
Aroclor 1232	ug/kg	16,000 U	1,600 U	1,800 U	5,300 U	3,300 U	160 U	3,000 U
Aroclor 1242	ug/kg	6,600 U	670 U	740 U	2,200 U	1,400 U	67 U	1,300 U
Aroclor 1248	ug/kg	6,600 U	5,600	2,800 J	11,000	7,300	570	9,800
Aroclor 1254	ug/kg	17,000 J	10,000	5,700	12,000	6,700 J	1,000 J	8,400 J
Aroclor 1260	ug/kg	9,800 U	3,000 J	1,100 U	3,700 J	2,000 U	100 U	1,900 U
Aroclor 1262	ug/kg	6,600 U	670 U	740 U	2,200 U	1,400 U	67 U	1,300 U
Aroclor 1268	ug/kg	6,600 U	670 U	740 U	2,200 U	1,400 U	67 U	1,300 U
Total Aroclor PCBs (Sum Of 7 Aroclors)	ug/kg	17,000 J	19,000 J	8,500 J	27,000 J	14,000 J	1,600 J	18,000 J
Total Aroclor PCBs (Sum Of 9 Aroclors)	ug/kg	17,000 J	19,000 J	8,500 J	27,000 J	14,000 J	1,600 J	18,000 J
Pesticides								
2,4'-DDD	pg/g	165,000	58,400 B	16,100	129,000 B	165,000 B	6,450 J	106,000 J
2,4'-DDE	pg/g	263,000	160,000 B	23,900 J	197,000 JB	298,000 B	14,700 J	141,000 J
2,4'-DDT	pg/g	10,800 U	9,390	1,230 U	6,000 J	5,460 J	519 J	5,520 J
4,4'-DDD	pg/g	2,150,000	923,000 B	210,000	610,000 B	952,000 B	41,000 J	412,000 J
4,4'-DDE	pg/g	5,320,000 B	3,490,000 BD	657,000 BJ	1,960,000 B	2,350,000 B	102,000 J	1,190,000 J
4,4'-DDT	pg/g	132,000 J	83,200 B	13,000	45,300 JB	59,800 B	2,380 J	21,800 J
Aldrin	pg/g	9,160 U	690 J	1,040 U	3,050 U	1,130 J	94.4 UJ	1,830 UJ
Alpha BHC	pg/g	5,470 J	1,570 J	7,390	2,130 U	2,350 J	157 J	1,540 J
Alpha endosulfan	pg/g	57,400 U	5,860 U	6,520 UJ	19,100 U	12,000 U	592 UJ	11,500 UJ

Table C-25
Lipid Normalized Summer Flounder (Fillet) Analytical Results

Sample Name: / Date Analyzed:	Units	NB03FSFN408 01/18/16	NB03FSFN409 12/15/15	NB03FSFN410 12/07/15	NB03FSFN411 12/15/15	NB03FSFN412 12/15/15	NB03FSFS351 01/25/16	NB03FSFS354 01/25/16
Beta BHC	pg/g	11,100 U	1,600 J	1,260 U	3,700 U	2,330 J	114 UJ	1,440 J
Beta endosulfan	pg/g	58,300 U	5,950 U	6,630 U	19,400 U	12,100 U	601 UJ	11,700 UJ
cis-Chlordane	pg/g	542,000	372,000	55,200	377,000	454,000	12,300 J	170,000 J
cis-Nonachlor	pg/g	326,000	214,000	36,100	162,000	172,000	7,160 J	72,200 J
Delta BHC	pg/g	5,080 U	518 U	577 U	1,690 U	1,060 U	52.4 UJ	1,020 UJ
Dieldrin	pg/g	545,000	169,000	65,500 J	176,000	273,000	15,700 J	143,000 J
Endosulfan sulfate	pg/g	63,300 U	6,460 U	7,190 U	21,100 U	13,200 U	653 UJ	12,700 UJ
Endrin	pg/g	13,900 U	1,420 U	1,580 U	4,630 U	2,900 U	143 UJ	2,780 UJ
Endrin aldehyde	pg/g	R	13,400 U	14,900 U	43,700 U	27,300 U	1,350 UJ	26,200 UJ
Endrin ketone	pg/g	R	7,760 U	8,640 U	25,300 U	15,800 U	784 UJ	15,200 UJ
Gamma BHC (Lindane)	pg/g	7,690 U	785 U	874 U	2,560 U	1,290 J	75.9 J	1,540 UJ
Heptachlor	pg/g	32,500 U	3,320 U	3,690 UJ	10,800 U	6,770 U	335 UJ	6,500 UJ
Heptachlor epoxide	pg/g	132,000	56,200	18,900	41,000	76,500	3,040 J	23,600 J
Hexachlorobenzene	pg/g	206,000 B	59,800 B	24,300 B	56,000 B	103,000 B	4,220 BJ	40,600 BJ
Methoxychlor	pg/g	R	3,970 UJ	4,420 UJ	13,000 UJ	8,100 UJ	401 UJ	7,780 UJ
Mirex	pg/g	R	7,760	1,060 U	9,570 J	6,540 J	398 J	5,960 J
Oxychlordane	pg/g	650,000	276,000	62,600	117,000	166,000	6,440 J	67,600 J
Trans-chlordane	pg/g	206,000	78,200 J	21,100	100,000 J	187,000	5,330 J	63,200 J
Trans-heptachlor epoxide	pg/g	17,000 U	1,730 U	1,930 U	5,670 U	3,540 U	175 UJ	3,400 UJ
Trans-nonachlor	pg/g	651,000	495,000	72,300 J	357,000	450,000	15,700 J	173,000 J
Total Alpha + Gamma Chlordane	pg/g	748,000	451,000 J	76,400	477,000 J	641,000	17,600 J	233,000 J
Total DDT (2,4)	pg/g	428,000	228,000	40,000 J	333,000 J	468,000 J	21,700 J	252,000 J
Total DDT (4,4)	pg/g	7,600,000 J	4,500,000	880,000 J	2,620,000 J	3,370,000	145,000 J	1,620,000 J
Total DDT (2,4 & 4,4)	pg/g	8,030,000 J	4,720,000	920,000 J	2,950,000 J	3,830,000 J	167,000 J	1,870,000 J
PCB Congeners								
PCB-1	ng/kg	8,130	1,720 B	2,130	4,200 B	3,480 B	398 B	R
PCB-2	ng/kg	1,100 J	68.8 U	235	403 J	356 J	33.4	137 U
PCB-3	ng/kg	1,860 J	108 U	122 U	350 U	223 U	32.1 J	214 U
PCB-4	ng/kg	96,000	25,900	36,500 E	51,700	51,900	5,470 BE	31,400 B
PCB-5	ng/kg	845 J	150 J	277 J	254 U	500 J	35.8 J	264 J
PCB-6	ng/kg	18,400 B	4,120	5,280	8,870	11,700	1,150 B	7,480 B
PCB-7	ng/kg	11,100	714	957	2,260	2,050	169	990
PCB-8	ng/kg	81,000 B	14,800 B	21,100 B	36,300 B	43,300 B	4,360 BE	27,200 B
PCB-9	ng/kg	5,330	1,150	1,440	2,510	2,900	282	1,770
PCB-10	ng/kg	13,800	4,120	4,240	7,170	6,540	963	5,580
PCB-11	ng/kg	3,350 U	3,160	5,310 B	6,100	4,250	34.2 U	664 U
PCB-12/13	ng/kg	1,870 U	345 J	507 J	700 J	735 J	89.8	554 J
PCB-14	ng/kg	1,650 J	78.6 U	88.5 U	254 U	162 U	8.06 U	156 U
PCB-15	ng/kg	10,200	157 U	3,030 B	510 U	323 U	371	1,760
PCB-16	ng/kg	31,900	8,670	10,000	9,130	26,500	1,330 B	6,860 B
PCB-17	ng/kg	169,000 B	54,400 E	60,700 E	112,000 E	165,000 E	13,400 BE	90,200 BE
PCB-18/30	ng/kg	288,000 B	97,000 E	109,000 BE	194,000 E	292,000 E	22,200 BE	144,000 BE
PCB-19	ng/kg	72,200	19,300	23,300	34,700	42,500	4,430 E	25,400
PCB-20/28	ng/kg	1,590,000 BE	313,000 BE	418,000 E	410,000 BE	517,000 BE	56,100 BE	344,000 BE
PCB-21/33	ng/kg	114,000	23,400	29,200	57,000	100,000	7,260 E	49,400

Table C-25
Lipid Normalized Summer Flounder (Fillet) Analytical Results

Sample Name: / Date Analyzed:	Units	NB03FSFN408 01/18/16	NB03FSFN409 12/15/15	NB03FSFN410 12/07/15	NB03FSFN411 12/15/15	NB03FSFN412 12/15/15	NB03FSFS351 01/25/16	NB03FSFS354 01/25/16
PCB-22	ng/kg	199,000 B	39,900 BE	51,900 E	78,700 B	126,000 BE	10,000 BE	64,000 BE
PCB-23	ng/kg	690 U	68.8 U	77.5 U	223 U	321 J	30.0	216 J
PCB-24	ng/kg	4,240	1,310	1,830	3,150	3,650	228	2,160
PCB-25	ng/kg	51,600	14,100	18,100	28,100	36,500	4,760 E	26,600
PCB-26/29	ng/kg	143,000	39,900	44,800	81,300	99,600	11,600 E	79,000
PCB-27	ng/kg	34,000	10,300	13,100	16,600	29,800	2,550	15,900
PCB-31	ng/kg	496,000 BE	135,000 BE	152,000 E	269,000 BE	375,000 BE	36,400 BE	238,000 BE
PCB-32	ng/kg	158,000 B	44,500 BE	54,800 E	92,300 B	127,000 BE	10,800 E	70,800 E
PCB-34	ng/kg	4,520	1,140	1,180	2,490	3,460	367	2,720
PCB-35	ng/kg	887 U	88.4 U	99.6 U	286 U	182 U	9.07 U	176 U
PCB-36	ng/kg	788 U	78.6 U	88.5 U	254 U	162 U	8.06 U	156 U
PCB-37	ng/kg	20,300	4,540	5,970	3,630	4,540	721	3,480
PCB-38	ng/kg	888 J	248	318	260 J	429	43.0	137 U
PCB-39	ng/kg	2,530	722	555	1,450	1,780	184	1,330
PCB-40/71	ng/kg	211,000	79,800	71,700	9,500	248,000 E	16,700 E	124,000
PCB-41	ng/kg	15,800	4,730	6,360	11,200	19,900	1,450	8,840
PCB-42	ng/kg	149,000	50,500	52,000	83,000	184,000 E	11,000 E	70,000
PCB-43	ng/kg	20,800	5,910	6,980	11,500	28,100	1,720	11,000
PCB-44/47/65	ng/kg	1,120,000 B	446,000 E	430,000 E	413,000	640,000 E	42,600 E	300,000
PCB-45	ng/kg	63,700	22,900	29,400	38,300	66,500	4,620	29,800
PCB-46	ng/kg	3,830	932	1,390	1,270	3,540	166	1,050
PCB-48	ng/kg	84,300	31,500	27,300	60,700	104,000	6,430 E	49,400
PCB-49/69	ng/kg	497,000	359,000 E	243,000 E	500,000 E	625,000 E	47,600 E	356,000 E
PCB-50/53	ng/kg	81,000	27,300	30,900	58,700	107,000	6,820	50,800
PCB-51	ng/kg	60,900	24,200	18,900	40,700	95,000	4,400	35,200
PCB-52	ng/kg	872,000 BE	497,000 E	368,000 BE	770,000 E	1,110,000 E	95,700 BE	714,000 BE
PCB-54	ng/kg	10,400	3,300	2,990	447 U	10,400	534	3,640
PCB-55	ng/kg	1,180 U	117 U	133 U	383 U	242 U	12.1 U	1,040
PCB-56	ng/kg	121,000	39,900	45,000	73,300	111,000	10,600 E	57,000
PCB-57	ng/kg	2,960 J	1,140	1,410	2,530	2,230	332	2,540
PCB-58	ng/kg	2,290 J	626	820	2,010	2,100	238	1,440
PCB-60	ng/kg	269,000	93,800 E	84,900 E	75,300	86,500	8,550 E	57,800
PCB-61/70/74/76	ng/kg	1,350,000	568,000 E	481,000 E	723,000	831,000 E	73,300 E	472,000 E
PCB-62/75	ng/kg	109,000	45,000	42,600	50,700	73,800	5,560	38,800
PCB-63	ng/kg	33,900	22,400	14,200	36,700	37,900	4,650	33,400
PCB-64	ng/kg	269,000 B	164,000 BE	106,000 E	197,000 BE	310,000 BE	20,800 E	143,000 E
PCB-66	ng/kg	1,700,000 BE	640,000 BE	549,000 E	530,000 BE	558,000 BE	49,300 BE	294,000 BE
PCB-67	ng/kg	10,200	4,330	4,100	8,330	9,750	1,010	6,180
PCB-68	ng/kg	12,400	5,900	5,600	12,000	10,800	1,460	10,700
PCB-72	ng/kg	13,600	8,220	6,910	16,500	15,900	2,120	16,200
PCB-73	ng/kg	1,380 U	138 U	1,810	447 U	283 U	14.1 U	3,140
PCB-77	ng/kg	42,900	11,300	14,000	8,330	8,540	1,980	8,760
PCB-78	ng/kg	1,580 U	157 U	177 U	510 U	323 U	16.1 U	312 U
PCB-79	ng/kg	3,480 J	1,920	1,490	2,580	3,500	300	1,850
PCB-80	ng/kg	1,080 U	108 U	122 U	350 U	223 U	11.1 U	214 U

Table C-25
Lipid Normalized Summer Flounder (Fillet) Analytical Results

Sample Name: / Date Analyzed:	Units	NB03FSFN408 01/18/16	NB03FSFN409 12/15/15	NB03FSFN410 12/07/15	NB03FSFN411 12/15/15	NB03FSFN412 12/15/15	NB03FSFS351 01/25/16	NB03FSFS354 01/25/16
PCB-81	ng/kg	2,740 J	641	935	573 U	569 J	103	R
PCB-82	ng/kg	17,900	6,790	6,030	13,100	35,400	1,810	9,900
PCB-83	ng/kg	5,150 J	285 U	320 U	923 U	7,150	402	2,820
PCB-84	ng/kg	38,400	12,200	14,000	20,200	52,900	2,910	16,800
PCB-85/116/117	ng/kg	267,000	180,000 E	132,000	170,000	151,000	13,300	88,800
PCB-86/87/97/109/119/125	ng/kg	278,000	282,000	155,000	311,000	369,000	28,500	171,000
PCB-88	ng/kg	2,170 U	216 U	243 U	700 U	444 U	22.2 U	430 U
PCB-89	ng/kg	3,080 J	1,490	144 U	2,550	5,670	294	1,980
PCB-90/101/113	ng/kg	420,000 B	581,000 BE	299,000 BE	797,000 BE	750,000 BE	69,100 BE	412,000 BE
PCB-91	ng/kg	71,100	75,100 E	38,900	88,000	121,000	8,960 E	60,400
PCB-92	ng/kg	113,000 B	121,000 E	71,300 E	194,000 E	193,000 E	21,000 BE	144,000 BE
PCB-93/100	ng/kg	72,800	50,400	32,400	26,900	37,900	1,840	16,000
PCB-94	ng/kg	2,430 J	855	916	1,660	4,980	198	1,320
PCB-95	ng/kg	296,000	182,000 E	135,000 E	259,000 E	421,000 E	31,100 E	200,000 E
PCB-96	ng/kg	3,940 U	1,410	1,130	2,360	5,310	281	2,080
PCB-98/102	ng/kg	17,400 J	9,140	5,760	19,000	27,500	1,820	17,600
PCB-99	ng/kg	1,150,000 BE	766,000 E	666,000 E	820,000 E	677,000 E	57,100 E	402,000 E
PCB-103	ng/kg	9,530	12,100	7,220	16,000	18,000	1,400	10,400
PCB-104	ng/kg	1,980 J	1,560	642	1,420 J	3,020	99.2	914 J
PCB-105	ng/kg	569,000 B	304,000 E	210,000 E	321,000 E	204,000 E	24,400 E	R
PCB-106	ng/kg	1,670 U	167 U	189 U	540 U	344 U	17.1 U	332 U
PCB-107	ng/kg	100,000	69,700 E	53,100	111,000	82,500	12,500 E	78,400
PCB-108/124	ng/kg	11,600	11,300	5,490	18,700	19,800	2,000	13,800
PCB-110/115	ng/kg	428,000 B	503,000 BE	268,000 E	640,000 BE	698,000 BE	53,000 BE	R
PCB-111	ng/kg	2,990 J	1,880	2,180	2,750	2,210	329	1,930
PCB-112	ng/kg	1,380 U	138 U	155 U	447 U	283 U	14.1 U	1,620
PCB-114	ng/kg	47,100	24,900	17,200	22,800	17,900	2,290	18,100
PCB-118	ng/kg	1,860,000 BE	1,120,000 BE	773,000 E	1,280,000 BE	873,000 BE	116,000 BE	794,000 BE
PCB-120	ng/kg	13,700	8,740	9,020	14,200	9,440	1,320	7,980
PCB-121	ng/kg	1,980 J	1,230	1,170	1,040 J	242 U	131	964 J
PCB-122	ng/kg	1,180 U	616	481 J	1,400 J	1,880	178	1,050
PCB-123	ng/kg	42,300	16,100	16,800	25,300	13,100	1,770	8,700
PCB-126	ng/kg	1,580 U	1,880	1,660	1,830	R	16.1 U	5,280
PCB-127	ng/kg	2,670 J	1,040	960	1,430 J	1,300	112	R
PCB-128/166	ng/kg	147,000	113,000	90,900	142,000	79,200	9,100	57,800
PCB-129/138/163	ng/kg	1,230,000 B	1,060,000 E	856,000 E	1,310,000 E	881,000 E	103,000 E	676,000 E
PCB-130	ng/kg	31,600	36,400	23,800	62,000	54,000	7,330 E	46,600
PCB-131	ng/kg	1,670 U	1,420	814	2,210	3,400	246	1,510
PCB-132	ng/kg	49,200 B	66,400 E	33,800	80,000	106,000	8,990 E	47,600
PCB-133	ng/kg	39,900	26,500	22,400	38,000	29,400	4,440	29,200
PCB-134	ng/kg	8,270 J	4,700	3,660	9,230	17,600	1,430	7,260
PCB-135/151	ng/kg	155,000	203,000 E	88,600	256,000	315,000 E	33,300 E	224,000
PCB-136	ng/kg	23,900	23,800	11,100	31,500	46,300	3,630	23,600
PCB-137	ng/kg	71,900	50,300	39,500	45,000	36,300	3,860	30,400
PCB-139/140	ng/kg	25,300	19,200	15,600	16,600	12,600	994	6,860

Table C-25
Lipid Normalized Summer Flounder (Fillet) Analytical Results

Sample Name: / Date Analyzed:	Units	NB03FSFN408 01/18/16	NB03FSFN409 12/15/15	NB03FSFN410 12/07/15	NB03FSFN411 12/15/15	NB03FSFN412 12/15/15	NB03FSFS351 01/25/16	NB03FSFS354 01/25/16
PCB-141	ng/kg	48,200 B	86,800 BE	35,800	89,300 B	87,100 B	8,780 BE	64,800 B
PCB-142	ng/kg	1,670 U	167 U	189 U	540 U	344 U	17.1 U	332 U
PCB-143	ng/kg	3,250 U	324 U	365 U	1,050 U	667 U	33.3 U	644 U
PCB-144	ng/kg	14,600	25,600	9,940	25,900	29,200	2,860	21,200
PCB-145	ng/kg	1,580 U	157 U	177 U	510 U	323 U	16.1 U	312 U
PCB-146	ng/kg	261,000 B	205,000 E	172,000 E	276,000 E	225,000 E	30,700 E	186,000 E
PCB-147/149	ng/kg	219,000 B	356,000 BE	176,000 BE	420,000 BE	463,000 BE	43,900 BE	234,000 B
PCB-148	ng/kg	10,800	6,530	5,320	7,630	8,190	825	5,840
PCB-150	ng/kg	1,540 J	3,140	1,300	3,830	3,850	303	2,080
PCB-152	ng/kg	1,380 U	434 J	155 U	560 J	825 J	46.5 J	442 J
PCB-153/168	ng/kg	1,610,000 BE	1,290,000 BE	1,080,000 BE	1,540,000 BE	1,030,000 BE	115,000 BE	726,000 BE
PCB-154	ng/kg	80,200	52,800	38,300	57,300	55,200	3,960	33,000
PCB-155	ng/kg	18,300	12,700	7,940	8,000	8,150	420	3,280
PCB-156/157	ng/kg	175,000	116,000	81,900	122,000	85,600	13,500 E	97,200
PCB-158	ng/kg	110,000	89,400 E	68,100 E	82,700	50,800	4,710	32,000
PCB-159	ng/kg	1,380 U	138 U	155 U	447 U	283 U	25.6 J	274 U
PCB-160	ng/kg	6,210 U	618 U	697 U	2,000 U	1,270 U	63.5 U	1,230 U
PCB-161	ng/kg	1,280 U	128 U	144 U	413 U	263 U	13.1 U	254 U
PCB-162	ng/kg	9,080	7,130	6,190	10,300	8,100	1,270	7,740
PCB-164	ng/kg	12,600	24,300	11,100	31,700	28,800	2,640	14,600
PCB-165	ng/kg	2,130 J	1,540	2,160	2,200	2,040	360	2,080
PCB-167	ng/kg	72,400	44,000	R	51,700	38,300	5,750	40,200
PCB-169	ng/kg	1,480 U	147 U	166 U	477 U	302 U	20.9 J	292 U
PCB-170	ng/kg	162,000	177,000 E	120,000 E	164,000	138,000 E	14,700 E	110,000
PCB-171/173	ng/kg	70,500	59,000	48,500	58,300	R	4,080	30,600
PCB-172	ng/kg	33,300	34,600	25,500	35,300	29,600	3,330	26,000
PCB-174	ng/kg	23,700	51,000	21,800	52,700	59,400	5,450	34,600
PCB-175	ng/kg	14,200	10,600	7,860	12,600	R	1,280	8,980
PCB-176	ng/kg	4,090 J	8,630	3,630	11,300	9,960	1,070	6,520
PCB-177	ng/kg	48,600	62,900 E	41,500	122,000	97,500	12,400 E	80,000
PCB-178	ng/kg	93,800	69,300 E	57,200	99,700	79,600	10,700 E	75,000
PCB-179	ng/kg	16,500	28,200	13,200	47,000	43,500	4,650	28,000
PCB-180/193	ng/kg	648,000 B	560,000 E	445,000 E	513,000 E	427,000 E	46,300 E	350,000 E
PCB-181	ng/kg	R	2,370	1,920	2,010	R	R	1,220
PCB-182	ng/kg	3,340 J	2,180	2,560	2,180	2,150	255	1,890
PCB-183/185	ng/kg	228,000	187,000 E	155,000 E	189,000	R	13,900 E	98,800
PCB-184	ng/kg	2,810 J	1,530	1,330	1,670	1,490	113	1,150
PCB-186	ng/kg	1,480 U	147 U	166 U	477 U	302 U	15.2 U	292 U
PCB-187	ng/kg	551,000 B	458,000 E	332,000 E	583,000 E	477,000 E	60,400 E	400,000 E
PCB-188	ng/kg	14,900	3,430	3,140	6,800	7,960	503	4,920
PCB-189	ng/kg	10,100	7,880	5,550	8,270	6,020	840	6,480
PCB-190	ng/kg	43,500	44,800	31,300	40,000	32,700	2,990	23,600
PCB-191	ng/kg	11,500	9,310	6,860	8,630	7,600	668	5,040
PCB-192	ng/kg	1,280 U	128 U	144 U	413 U	263 U	13.1 U	254 U
PCB-194	ng/kg	87,600	77,000	52,600	84,300	62,700	7,250	56,000

Table C-25
Lipid Normalized Summer Flounder (Fillet) Analytical Results

Sample Name: / Date Analyzed:	Units	NB03FSFN408 01/18/16	NB03FSFN409 12/15/15	NB03FSFN410 12/07/15	NB03FSFN411 12/15/15	NB03FSFN412 12/15/15	NB03FSFS351 01/25/16	NB03FSFS354 01/25/16
PCB-195	ng/kg	26,700	26,900	15,500	24,500	18,800	1,900	15,200
PCB-196	ng/kg	83,700	54,500	40,500 J	51,000	41,000	4,560	35,400
PCB-197/200	ng/kg	10,400	8,360	6,160	12,800	9,130	993	7,360
PCB-198/199	ng/kg	185,000	123,000	115,000	136,000	106,000	14,400	109,000
PCB-201	ng/kg	38,000	17,200	15,800	31,500	19,800	2,420	18,800
PCB-202	ng/kg	90,900	51,300	58,300	116,000	63,500	9,700 E	67,800
PCB-203	ng/kg	119,000	93,200 E	72,400	96,300	72,700	9,060	76,000
PCB-204	ng/kg	2,070 U	206 U	232 U	667 U	425 U	21.1 U	410 U
PCB-205	ng/kg	3,220 J	3,580	1,920	4,000	2,560	294	2,420
PCB-206	ng/kg	84,800	54,500	59,000	71,700	56,000	6,350	57,400
PCB-207	ng/kg	11,300	6,280	6,310	8,930	8,000	772	6,780
PCB-208	ng/kg	47,600	23,100	30,500	40,700	33,800	3,960	33,800
PCB-209	ng/kg	74,500 B	25,600	32,400	43,300	36,700	3,180	32,000
Total PCB Congeners (209)	ng/kg	23,900,000 J	14,600,000 J	11,400,000 J	17,800,000 J	17,800,000 J	1,730,000 J	11,100,000 J
Semivolatiles								
1,2,4,5-Tetrachlorobenzene	ug/kg	330,000 U	34,000 U	36,000 U	110,000 U	69,000 U	3,400 U	66,000 U
1,2-Diphenylhydrazine	ug/kg	330,000 U	34,000 U	36,000 U	110,000 U	69,000 U	3,400 U	66,000 U
1-Methylnaphthalene	ug/kg	5,300 U	540 U	600 U	1,800 U	1,100 U	55 U	1,100 U
2,3,4,6-Tetrachlorophenol	ug/kg	1,300,000 U	130,000 U	150,000 U	430,000 U	270,000 U	13,000 U	260,000 U
2,4,5-Trichlorophenol	ug/kg	330,000 U	34,000 U	36,000 U	110,000 U	69,000 U	3,400 U	66,000 U
2,4,6-Trichlorophenol	ug/kg	330,000 U	34,000 U	36,000 U	110,000 U	69,000 U	3,400 U	66,000 U
2,4-Dichlorophenol	ug/kg	330,000 U	34,000 U	36,000 U	110,000 U	69,000 U	3,400 U	66,000 U
2,4-Dimethylphenol	ug/kg	330,000 U	34,000 U	36,000 U	110,000 U	69,000 U	3,400 U	66,000 U
2,4-Dinitrophenol	ug/kg	6,000,000 U	600,000 U	660,000 U	2,000,000 U	1,200,000 U	62,000 U	1,200,000 U
2,4-Dinitrotoluene	ug/kg	1,300,000 U	130,000 U	150,000 U	430,000 U	270,000 U	13,000 U	260,000 U
2,6-Dinitrotoluene	ug/kg	330,000 U	34,000 U	36,000 U	110,000 U	69,000 U	3,400 U	66,000 U
2-Chloronaphthalene	ug/kg	130,000 U	13,000 U	15,000 U	43,000 U	27,000 U	1,300 U	26,000 U
2-Chlorophenol	ug/kg	330,000 U	34,000 U	36,000 U	110,000 U	69,000 U	3,400 U	66,000 U
2-Methylnaphthalene	ug/kg	5,300 U	540 U	600 U	1,800 U	1,100 U	55 U	1,100 U
2-Methylphenol (o-cresol)	ug/kg	330,000 U	34,000 U	36,000 U	110,000 U	69,000 U	3,400 U	66,000 U
2-Nitroaniline	ug/kg	330,000 U	34,000 U	36,000 U	110,000 U	69,000 U	3,400 U	66,000 U
2-Nitrophenol	ug/kg	330,000 U	34,000 U	36,000 U	110,000 U	69,000 U	3,400 U	66,000 U
3,3'-Dichlorobenzidine	ug/kg	2,000,000 U	200,000 U	220,000 U	670,000 U	420,000 U	21,000 U	400,000 U
3-Nitroaniline	ug/kg	1,300,000 U	130,000 U	150,000 U	430,000 U	270,000 U	13,000 U	260,000 U
4,6-Dinitro-2-methylphenol	ug/kg	3,300,000 U	340,000 U	360,000 U	1,100,000 U	690,000 U	34,000 U	660,000 U
4-Bromophenyl phenyl ether	ug/kg	330,000 U	34,000 U	36,000 U	110,000 U	69,000 U	3,400 U	66,000 U
4-Chloro-3-methylphenol	ug/kg	330,000 U	34,000 U	36,000 U	110,000 U	69,000 U	3,400 U	66,000 U
4-Chloroaniline	ug/kg	670,000 U	67,000 U	74,000 U	220,000 U	140,000 U	6,900 U	130,000 U
4-Chlorophenyl phenyl ether	ug/kg	330,000 U	34,000 U	36,000 U	110,000 U	69,000 U	3,400 U	66,000 U
4-Methylphenol (p-cresol)	ug/kg	330,000 U	34,000 U	36,000 U	110,000 U	69,000 U	3,400 U	66,000 U
4-Nitroaniline	ug/kg	1,300,000 U	130,000 U	150,000 U	430,000 U	270,000 U	13,000 U	260,000 U
4-Nitrophenol	ug/kg	3,300,000 U	340,000 U	360,000 U	1,100,000 U	690,000 U	34,000 U	660,000 U
Acenaphthene	ug/kg	5,300 U	540 U	600 U	1,800 U	1,100 U	55 U	1,100 U
Acenaphthylene	ug/kg	5,300 U	540 U	600 U	1,800 U	1,100 U	55 U	1,100 U
Acetophenone	ug/kg	330,000 U	34,000 U	36,000 U	110,000 U	69,000 U	3,400 U	66,000 U

Table C-25
Lipid Normalized Summer Flounder (Fillet) Analytical Results

Sample Name: / Date Analyzed:	Units	NB03FSFN408 01/18/16	NB03FSFN409 12/15/15	NB03FSFN410 12/07/15	NB03FSFN411 12/15/15	NB03FSFN412 12/15/15	NB03FSFS351 01/25/16	NB03FSFS354 01/25/16
Anthracene	ug/kg	5,300 U	540 U	600 U	1,800 U	1,100 U	55 U	1,100 U
Atrazine	ug/kg	670,000 U	67,000 U	74,000 U	220,000 U	140,000 U	6,900 U	130,000 U
Benzaldehyde	ug/kg	1,300,000 U	130,000 U	150,000 U	430,000 U	270,000 U	13,000 UJ	260,000 UJ
Benzidine	ug/kg	14,000,000 U	1,400,000 U	1,600,000 U	4,700,000 U	2,900,000 U	140,000 UJ	2,800,000 UJ
Benzo(a)anthracene	ug/kg	5,300 U	540 U	600 U	1,800 U	1,100 U	55 U	1,100 U
Benzo(a)pyrene	ug/kg	5,300 UJ	540 U	600 U	1,800 U	1,100 U	55 U	1,100 U
Benzo(b)fluoranthene	ug/kg	5,300 UJ	540 U	600 U	1,800 U	1,100 U	55 U	1,100 U
Benzo(g,h,i)perylene	ug/kg	5,300 UJ	540 U	600 U	1,800 U	1,100 U	55 U	1,100 U
Benzo(j)+(k)fluoranthene	ug/kg	5,300 UJ	540 U	600 U	1,800 U	1,100 U	55 U	1,100 U
Benzo[e]pyrene	ug/kg	5,300 U	540 U	600 U	1,800 U	1,100 U	55 U	1,100 U
Benzoic acid	ug/kg	3,300,000 U	340,000 U	360,000 U	1,100,000 U	690,000 U	34,000 U	660,000 U
Benzyl butyl phthalate	ug/kg	1,300,000 U	130,000 U	150,000 U	430,000 U	270,000 U	13,000 U	260,000 U
Biphenyl (diphenyl)	ug/kg	330,000 U	34,000 U	36,000 U	110,000 U	69,000 U	3,400 U	66,000 U
Bis(2-chloroethoxy) methane	ug/kg	330,000 U	34,000 U	36,000 U	110,000 U	69,000 U	3,400 U	66,000 U
Bis(2-chloroethyl) ether (2-Chloroethyl ether)	ug/kg	330,000 U	34,000 U	36,000 U	110,000 U	69,000 U	3,400 U	66,000 U
Bis(2-chloroisopropyl) ether	ug/kg	330,000 U	34,000 U	36,000 U	110,000 U	69,000 U	3,400 U	66,000 U
Bis(2-Ethylhexyl) phthalate	ug/kg	1,300,000 U	130,000 U	150,000 U	430,000 U	270,000 U	13,000 U	260,000 U
C1-Chrysenes	ug/kg	5,300 U	540 U	600 U	1,800 U	1,100 U	55 U	1,100 U
C1-Fluoranthenes/pyrenes	ug/kg	5,300 U	540 U	600 U	1,800 U	1,100 U	55 U	1,100 U
C1-Fluorenes	ug/kg	5,300 U	540 U	600 U	1,800 U	1,100 U	55 U	1,100 U
C1-Naphthalenes	ug/kg	5,300 U	540 U	600 U	1,800 U	1,100 U	55 U	1,100 U
C1-Phenanthrene/anthracene	ug/kg	5,300 U	540 U	600 U	1,800 U	1,100 U	55 U	1,100 U
C2-Chrysene	ug/kg	5,300 U	540 U	600 U	1,800 U	1,100 U	55 U	1,100 U
C2-Fluoranthenes/pyrene	ug/kg	5,300 U	540 U	600 U	1,800 U	1,100 U	55 U	1,100 U
C2-Fluorenes	ug/kg	5,300 U	540 U	600 U	1,800 U	1,100 U	55 U	1,100 U
C2-Naphthalenes	ug/kg	5,300 U	540 U	600 U	1,800 U	1,100 U	55 U	1,100 U
C2-Phenanthrene/anthracene	ug/kg	5,300 U	540 U	600 U	1,800 U	1,100 U	55 U	1,100 U
C3-Chrysene	ug/kg	5,300 U	540 U	600 U	1,800 U	1,100 U	55 U	1,100 U
C3-Fluoranthenes/pyrene	ug/kg	5,300 U	540 U	600 U	1,800 U	1,100 U	55 U	1,100 U
C3-Fluorenes	ug/kg	5,300 U	540 U	600 U	1,800 U	1,100 U	55 U	1,100 U
C3-Naphthalenes	ug/kg	5,300 U	540 U	600 U	1,800 U	1,100 U	55 U	1,100 U
C3-Phenanthrene/anthracene	ug/kg	5,300 U	540 U	600 U	1,800 U	1,100 U	55 U	1,100 U
C4-Chrysene	ug/kg	5,300 U	540 U	600 U	1,800 U	1,100 U	55 U	1,100 U
C4-Naphthalenes	ug/kg	5,300 U	540 U	600 U	1,800 U	1,100 U	55 U	1,100 U
C4-Phenanthrene/anthracene	ug/kg	5,300 U	540 U	600 U	1,800 U	1,100 U	55 U	1,100 U
Caprolactam	ug/kg	670,000 U	67,000 U	74,000 U	220,000 U	140,000 U	6,900 U	130,000 U
Carbazole	ug/kg	330,000 U	34,000 U	36,000 U	110,000 U	69,000 U	3,400 U	66,000 U
Chrysene	ug/kg	5,300 U	540 U	600 U	1,800 U	1,100 U	55 U	1,100 U
Dibenz(a,h)anthracene	ug/kg	5,300 UJ	540 U	600 U	1,800 U	1,100 U	55 U	1,100 U
Dibenzofuran	ug/kg	330,000 U	34,000 U	36,000 U	110,000 U	69,000 U	3,400 U	66,000 U
Diethyl phthalate	ug/kg	1,300,000 U	130,000 U	150,000 U	430,000 U	270,000 U	13,000 U	260,000 U
Dimethyl phthalate	ug/kg	1,300,000 U	130,000 U	150,000 U	430,000 U	270,000 U	13,000 U	260,000 U
Di-n-butyl phthalate	ug/kg	1,300,000 U	130,000 U	150,000 U	430,000 U	270,000 U	13,000 U	260,000 U
Di-n-octylphthalate	ug/kg	1,300,000 U	130,000 U	150,000 U	430,000 U	270,000 U	13,000 U	260,000 U
Fluoranthene	ug/kg	5,300 U	540 U	600 U	1,800 U	1,100 U	55 U	1,100 U

Table C-25
Lipid Normalized Summer Flounder (Fillet) Analytical Results

Sample Name: / Date Analyzed:	Units	NB03FSFN408 01/18/16	NB03FSFN409 12/15/15	NB03FSFN410 12/07/15	NB03FSFN411 12/15/15	NB03FSFN412 12/15/15	NB03FSFS351 01/25/16	NB03FSFS354 01/25/16
Fluorene	ug/kg	5,300 U	540 U	600 U	1,800 U	1,100 U	55 U	1,100 U
Hexachlorobutadiene	ug/kg	330,000 U	34,000 U	36,000 U	110,000 U	69,000 U	3,400 U	66,000 U
Hexachlorocyclopentadiene	ug/kg	3,300,000 U	340,000 U	360,000 U	1,100,000 U	690,000 U	34,000 U	660,000 U
Hexachloroethane	ug/kg	670,000 U	67,000 U	74,000 U	220,000 U	140,000 U	6,900 U	130,000 U
Indeno(1,2,3-c,d)pyrene	ug/kg	5,300 UJ	540 U	600 U	1,800 U	1,100 U	55 U	1,100 U
Isophorone	ug/kg	330,000 U	34,000 U	36,000 U	110,000 U	69,000 U	3,400 U	66,000 U
Naphthalene	ug/kg	5,300 U	540 U	600 U	1,800 U	1,100 U	55 U	1,100 U
Nitrobenzene	ug/kg	330,000 U	34,000 U	36,000 U	110,000 U	69,000 U	3,400 U	66,000 U
N-Nitrosodi-n-propylamine	ug/kg	330,000 U	34,000 U	36,000 U	110,000 U	69,000 U	3,400 U	66,000 U
N-Nitrosodiphenylamine	ug/kg	330,000 U	34,000 U	36,000 U	110,000 U	69,000 U	3,400 U	66,000 U
Pentachlorophenol	ug/kg	670,000 U	67,000 U	74,000 U	220,000 U	140,000 U	6,900 U	130,000 U
Perylene	ug/kg	5,300 U	540 U	600 U	1,800 U	1,100 U	55 U	1,100 U
Phenanthrene	ug/kg	5,300 U	540 U	600 U	1,800 U	1,100 U	55 U	1,100 U
Phenol	ug/kg	330,000 U	34,000 U	36,000 U	110,000 U	69,000 U	3,400 U	66,000 U
Pyrene	ug/kg	5,300 U	540 U	600 U	1,800 U	1,100 U	55 U	1,100 U
Pyridine	ug/kg	1,300,000 U	130,000 U	150,000 U	430,000 U	270,000 U	13,000 U	260,000 U
Total HMW PAHs	ug/kg	5,300 U	540 U	600 U	1,800 U	1,100 U	55 U	1,100 U
Total LMW PAHs	ug/kg	5,300 U	540 U	600 U	1,800 U	1,100 U	55 U	1,100 U
Total PAHs	ug/kg	5,300 U	540 U	600 U	1,800 U	1,100 U	55 U	1,100 U

Table C-25
Lipid Normalized Summer Flounder (Fillet) Analytical Results

Sample Name: / Date Analyzed:	Units	NB03FSFS355 01/25/16	NB03FSFS356 01/25/16	NB03FSFS357 01/25/16	NB03FSFS359 12/07/15
Dioxins/Furans					
1,2,3,4,6,7,8-HpCDD	ng/kg	49.8 JBQ	17.1 JBQ	59.7 JBQ	22.8 JBQ
1,2,3,4,6,7,8-HpCDF	ng/kg	66.4 JBQ	15.0 JBQ	57.2 JBQ	47.5 JB
1,2,3,4,7,8,9-HpCDF	ng/kg	9.58 JBQ	5.47 JBQ	15.5 JB	2.77 JBQ
1,2,3,4,7,8-HxCDD	ng/kg	4.35 JBQ	5.89 JBQ	20.8 JBQ	3.84 JBQ
1,2,3,4,7,8-HxCDF	ng/kg	70.6 JB	14.4 JBQ	38.2 JBQ	32.6 JB
1,2,3,6,7,8-HxCDD	ng/kg	36.3 JB	19.6 JBQ	49.5 JBQ	22.5 JBQ
1,2,3,6,7,8-HxCDF	ng/kg	17.0 JB	16.3 JB	27.7 JBQ	28.3 JB
1,2,3,7,8,9-HxCDD	ng/kg	10.4 JBQ	7.53 JB	45.6 JBQ	9.80 JBQ
1,2,3,7,8,9-HxCDF	ng/kg	10.3 JBQ	4.08 JB	39.2 JBQ	6.93 JB
1,2,3,7,8-PCDD	ng/kg	33.3 JBQ	8.63 U	73.1 JBQ	5.11 U
1,2,3,7,8-PCDF	ng/kg	33.3 JBQ	12.6 JBQ	59.5 JBQ	30.6 JBQ
2,3,4,6,7,8-HxCDF	ng/kg	15.5 JBQ	7.11 JBQ	11.1 U	11.9 JB
2,3,4,7,8-PCDF	ng/kg	129 JB	61.6 JB	101 JBQ	78.7 JB
2,3,7,8-TCDD	ng/kg	663 B	393 B	31.5 U	515
2,3,7,8-TCDF	ng/kg	31.8 J	25.4 JQ	31.3 U	39.4 J
OCDD	ng/kg	40.2 JB	22.8 JBQ	103 JBQ	38.6 JBQ
OCDF	ng/kg	22.9 JBQ	16.5 JB	59.2 JBQ	13.5 JBQ
Butyltins					
Dibutyltin	ug/kg	100 UJ	68 UJ	310 UJ	80 U
Monobutyltin	ug/kg	1,700 UCNJ	1,100 UCNJ	5,100 UCNJ	1,300 UCN
Tetra-n-butyltin	ug/kg	130 UJ	89 UJ	410 UJ	110 U
Tributyltin	ug/kg	180 J	89 J	360 UJ	100
Aroclor PCBs					
Aroclor 1016	ug/kg	590 U	370 U	1,800 U	470 U
Aroclor 1221	ug/kg	750 U	470 U	2,300 U	600 U
Aroclor 1232	ug/kg	1,300 U	840 U	4,100 U	1,100 U
Aroclor 1242	ug/kg	540 U	340 U	1,700 U	430 U
Aroclor 1248	ug/kg	15,000	4,500	9,000	6,100 PJ
Aroclor 1254	ug/kg	12,000	4,300	10,000 J	10,000
Aroclor 1260	ug/kg	5,300	1,700 J	2,500 U	3,500
Aroclor 1262	ug/kg	540 U	340 U	1,700 U	430 U
Aroclor 1268	ug/kg	540 U	340 U	1,700 U	430 U
Total Aroclor PCBs (Sum Of 7 Aroclors)	ug/kg	32,000	11,000 J	19,000 J	20,000 J
Total Aroclor PCBs (Sum Of 9 Aroclors)	ug/kg	32,000	11,000 J	19,000 J	20,000 J
Pesticides					
2,4'-DDD	pg/g	765,000 J	77,900 J	135,000 J	139,000
2,4'-DDE	pg/g	468,000 J	396,000 J	272,000 J	214,000
2,4'-DDT	pg/g	51,100 J	8,890 J	2,770 UJ	9,930
4,4'-DDD	pg/g	3,750,000 DJ	447,000 J	472,000 J	1,280,000
4,4'-DDE	pg/g	5,260,000 DJ	2,560,000 DJ	1,990,000 J	4,010,000 BD
4,4'-DDT	pg/g	212,000 J	32,500 J	2,410 UJ	147,000
Aldrin	pg/g	731 J	347 J	2,350 UJ	611 U
Alpha BHC	pg/g	1,410 J	1,090 J	1,460 J	1,380 J
Alpha endosulfan	pg/g	4,780 UJ	3,020 UJ	14,700 UJ	3,830 U

Table C-25
Lipid Normalized Summer Flounder (Fillet) Analytical Results

Sample Name: / Date Analyzed:	Units	NB03FSFS355 01/25/16	NB03FSFS356 01/25/16	NB03FSFS357 01/25/16	NB03FSFS359 12/07/15
Beta BHC	pg/g	1,630 J	584 UJ	1,390 J	973 J
Beta endosulfan	pg/g	4,860 UJ	3,070 UJ	14,900 UJ	3,890 U
cis-Chlordane	pg/g	385,000 J	82,600 J	103,000 J	131,000
cis-Nonachlor	pg/g	204,000 J	53,200 J	44,600 J	82,700
Delta BHC	pg/g	423 UJ	267 UJ	1,300 UJ	339 U
Dieldrin	pg/g	211,000 J	102,000 J	88,200 J	72,700
Endosulfan sulfate	pg/g	5,280 UJ	1,380 J	16,200 UJ	4,220 U
Endrin	pg/g	1,140 J	732 UJ	3,560 UJ	927 U
Endrin aldehyde	pg/g	10,900 UJ	6,890 UJ	33,600 UJ	8,730 U
Endrin ketone	pg/g	6,330 UJ	4,000 UJ	19,500 UJ	5,070 U
Gamma BHC (Lindane)	pg/g	641 UJ	405 UJ	1,970 UJ	747 J
Heptachlor	pg/g	2,710 UJ	1,710 UJ	8,330 UJ	2,170 UJ
Heptachlor epoxide	pg/g	36,600 J	21,400 J	16,700 J	19,100
Hexachlorobenzene	pg/g	67,700 BJ	40,000 BJ	36,900 BJ	28,900 B
Methoxychlor	pg/g	3,240 UJ	2,050 UJ	9,970 UJ	2,590 UJ
Mirex	pg/g	8,120 J	1,940 J	R	3,930
Oxychlordane	pg/g	173,000 J	51,500 J	53,300 J	111,000
Trans-chlordane	pg/g	101,000 J	59,500 J	44,400 J	34,400
Trans-heptachlor epoxide	pg/g	1,420 UJ	895 UJ	4,360 UJ	1,130 U
Trans-nonachlor	pg/g	560,000 J	122,000 J	107,000 J	205,000
Total Alpha + Gamma Chlordane	pg/g	486,000 J	142,000 J	147,000 J	165,000
Total DDT (2,4)	pg/g	1,280,000 J	483,000 J	407,000 J	363,000
Total DDT (4,4)	pg/g	9,220,000 J	3,040,000 J	2,460,000 J	5,430,000
Total DDT (2,4 & 4,4)	pg/g	10,500,000 J	3,520,000 J	2,870,000 J	5,800,000
PCB Congeners					
PCB-1	ng/kg	2,910 B	2,160 B	3,380 B	1,330
PCB-2	ng/kg	229	141	305 J	46.0 U
PCB-3	ng/kg	308 J	165 J	390 J	72.0 U
PCB-4	ng/kg	39,800 BE	28,300 BE	44,100 B	20,500 E
PCB-5	ng/kg	529	215 J	315 J	182 J
PCB-6	ng/kg	10,500 B	5,130 B	9,720 B	3,890
PCB-7	ng/kg	2,120	832	1,340	661
PCB-8	ng/kg	48,700 BE	20,800 BE	39,700 B	16,700 B
PCB-9	ng/kg	2,960	1,360	2,120	1,020
PCB-10	ng/kg	5,740	4,220	6,690	2,430
PCB-11	ng/kg	272 U	177 U	862 U	3,160 B
PCB-12/13	ng/kg	703	386	746 J	357
PCB-14	ng/kg	63.9 U	41.6 U	203 U	52.5 U
PCB-15	ng/kg	3,270	1,610	2,330	2,190 B
PCB-16	ng/kg	25,800 BE	5,790 B	11,400 B	7,600
PCB-17	ng/kg	110,000 BE	53,200 BE	106,000 BE	55,700 E
PCB-18/30	ng/kg	196,000 BE	94,200 BE	174,000 BE	95,300 BE
PCB-19	ng/kg	35,300 E	17,600 E	33,100	16,200
PCB-20/28	ng/kg	575,000 BE	280,000 BE	428,000 BE	336,000 E
PCB-21/33	ng/kg	89,200 E	32,400 E	65,600	33,100

Table C-25
Lipid Normalized Summer Flounder (Fillet) Analytical Results

Sample Name: / Date Analyzed:	Units	NB03FSFS355 01/25/16	NB03FSFS356 01/25/16	NB03FSFS357 01/25/16	NB03FSFS359 12/07/15
PCB-22	ng/kg	98,300 BE	44,900 BE	106,000 BE	39,600 E
PCB-23	ng/kg	303	142	279 J	151
PCB-24	ng/kg	79.9 U	1,320	2,350	1,440
PCB-25	ng/kg	32,500 E	20,200 E	29,500	11,800
PCB-26/29	ng/kg	85,800 E	49,800 E	90,000	38,400
PCB-27	ng/kg	21,000	9,680	20,400	9,070
PCB-31	ng/kg	342,000 BE	176,000 BE	290,000 BE	147,000 E
PCB-32	ng/kg	92,500 E	42,200 E	78,500 E	50,400 E
PCB-34	ng/kg	2,900	1,340	2,950	1,380
PCB-35	ng/kg	71.9 U	46.7 U	228 U	59.1 U
PCB-36	ng/kg	63.9 U	41.6 U	203 U	52.5 U
PCB-37	ng/kg	8,420	3,330	4,150	4,980
PCB-38	ng/kg	518	156	364 J	46.0 U
PCB-39	ng/kg	1,900	705	1,490	800
PCB-40/71	ng/kg	168,000 E	57,900	131,000	90,700 E
PCB-41	ng/kg	11,300	5,530	11,600	7,330
PCB-42	ng/kg	95,000 E	42,400 E	85,100	46,200 E
PCB-43	ng/kg	13,400	6,790	15,000	8,270
PCB-44/47/65	ng/kg	516,000 E	152,000 E	287,000	405,000 E
PCB-45	ng/kg	48,800 E	22,500	40,000	23,000
PCB-46	ng/kg	2,350	684	1,380	900
PCB-48	ng/kg	70,800 E	24,700	54,600	45,300 E
PCB-49/69	ng/kg	491,000 E	155,000 E	305,000 E	305,000 E
PCB-50/53	ng/kg	55,200	24,300	56,900	26,600
PCB-51	ng/kg	36,400	13,100	31,500	21,800
PCB-52	ng/kg	830,000 BE	426,000 BE	779,000 BE	539,000 BE
PCB-54	ng/kg	3,740	1,860	3,900	1,790
PCB-55	ng/kg	95.8 U	62.1 U	305 U	78.7 U
PCB-56	ng/kg	94,200 E	45,500 E	74,100	38,400
PCB-57	ng/kg	2,490	1,470	2,850	1,360
PCB-58	ng/kg	1,860	816	1,710	773
PCB-60	ng/kg	113,000 E	43,700 E	75,400	91,300 E
PCB-61/70/74/76	ng/kg	908,000 E	353,000 E	577,000	579,000 E
PCB-62/75	ng/kg	58,200	20,600	38,700	43,100
PCB-63	ng/kg	47,600	19,300	36,700	23,800
PCB-64	ng/kg	238,000 E	72,600 E	143,000	131,000 E
PCB-66	ng/kg	772,000 BE	213,000 BE	377,000 BE	609,000 E
PCB-67	ng/kg	7,100	4,780	6,970	3,800
PCB-68	ng/kg	11,200	4,380	9,000	6,650
PCB-72	ng/kg	17,500	6,160	13,600	9,330
PCB-73	ng/kg	1,650	72.6 U	354 U	92.0 U
PCB-77	ng/kg	15,200	12,300	10,900	10,400
PCB-78	ng/kg	128 U	83.2 U	405 U	105 U
PCB-79	ng/kg	3,030	789	1,800	1,540
PCB-80	ng/kg	87.5 U	57.4 U	279 U	72.0 U

Table C-25
Lipid Normalized Summer Flounder (Fillet) Analytical Results

Sample Name: / Date Analyzed:	Units	NB03FSFS355 01/25/16	NB03FSFS356 01/25/16	NB03FSFS357 01/25/16	NB03FSFS359 12/07/15
PCB-81	ng/kg	144 U	847	741 J	680
PCB-82	ng/kg	13,000	7,210	14,400	5,780
PCB-83	ng/kg	232 U	1,250	2,620	191 U
PCB-84	ng/kg	27,200	12,300	25,300	10,800
PCB-85/116/117	ng/kg	188,000 E	43,800	81,300	143,000 E
PCB-86/87/97/109/119/125	ng/kg	321,000 E	85,800	169,000	192,000
PCB-88	ng/kg	176 U	114 U	559 U	145 U
PCB-89	ng/kg	2,860	1,140	2,520	1,320
PCB-90/101/113	ng/kg	745,000 BE	187,000 BE	379,000 B	436,000 BE
PCB-91	ng/kg	93,300 E	23,100	50,800	49,100 E
PCB-92	ng/kg	179,000 BE	77,400 BE	144,000 B	113,000 E
PCB-93/100	ng/kg	33,800	5,040	9,620	27,500
PCB-94	ng/kg	1,480	642	1,720	747
PCB-95	ng/kg	267,000 E	122,000 E	231,000 E	175,000 E
PCB-96	ng/kg	2,960	1,090	2,510	920
PCB-98/102	ng/kg	17,500	5,370	14,900	12,000
PCB-99	ng/kg	842,000 E	214,000 E	379,000 E	651,000 E
PCB-103	ng/kg	16,000	3,070	7,030	9,130
PCB-104	ng/kg	1,300	285	654 J	853
PCB-105	ng/kg	368,000 E	105,000 E	182,000 E	221,000 E
PCB-106	ng/kg	136 U	88.4 U	431 U	111 U
PCB-107	ng/kg	118,000 E	43,600 E	81,500	56,000 E
PCB-108/124	ng/kg	21,200	10,700	17,600	9,670
PCB-110/115	ng/kg	575,000 BE	148,000 BE	297,000 B	327,000 E
PCB-111	ng/kg	2,130	747	1,600	1,360
PCB-112	ng/kg	112 U	72.6 U	354 U	92.0 U
PCB-114	ng/kg	34,000	11,700	21,900	20,000
PCB-118	ng/kg	1,460,000 BE	476,000 BE	833,000 BE	833,000 E
PCB-120	ng/kg	10,300	3,330	6,790	6,670
PCB-121	ng/kg	1,380	344	705 J	860
PCB-122	ng/kg	95.8 U	1,110	1,220 J	673
PCB-123	ng/kg	24,900	5,630	431 U	17,100
PCB-126	ng/kg	9,330	2,920	5,440	2,050
PCB-127	ng/kg	112 U	684	1,020 J	973
PCB-128/166	ng/kg	98,300 E	24,300	45,600	74,000
PCB-129/138/163	ng/kg	1,120,000 E	303,000 E	603,000 E	760,000 E
PCB-130	ng/kg	48,200 E	22,600	45,600	30,500
PCB-131	ng/kg	1,800	774	1,570	933
PCB-132	ng/kg	74,700 E	22,200	48,200	40,700 E
PCB-133	ng/kg	34,800	11,300	24,900	18,500
PCB-134	ng/kg	8,330	5,000	9,640	4,840
PCB-135/151	ng/kg	262,000 E	112,000 E	222,000	123,000 E
PCB-136	ng/kg	31,100	10,800	22,700	11,400
PCB-137	ng/kg	48,500 E	15,700	28,500	40,700 E
PCB-139/140	ng/kg	14,000	2,570	5,030	12,300

Table C-25
Lipid Normalized Summer Flounder (Fillet) Analytical Results

Sample Name: / Date Analyzed:	Units	NB03FSFS355 01/25/16	NB03FSFS356 01/25/16	NB03FSFS357 01/25/16	NB03FSFS359 12/07/15
PCB-141	ng/kg	96,700 BE	35,300 BE	72,100 B	61,400 E
PCB-142	ng/kg	136 U	88.4 U	431 U	111 U
PCB-143	ng/kg	263 U	172 U	836 U	497 J
PCB-144	ng/kg	29,200	11,000	21,200	14,800
PCB-145	ng/kg	128 U	83.2 U	405 U	105 U
PCB-146	ng/kg	252,000 E	78,400 E	167,000 E	161,000 E
PCB-147/149	ng/kg	366,000 BE	95,800 BE	213,000 B	217,000 BE
PCB-148	ng/kg	7,000	1,750	3,740	3,330
PCB-150	ng/kg	2,720	742	1,600	1,190
PCB-152	ng/kg	450	125 J	354 U	377
PCB-153/168	ng/kg	1,330,000 BE	331,000 BE	628,000 BE	913,000 BE
PCB-154	ng/kg	51,100 E	11,100	18,900	23,700
PCB-155	ng/kg	6,150	832	1,730	5,010
PCB-156/157	ng/kg	146,000 E	50,700	101,000	83,300 E
PCB-158	ng/kg	71,200 E	13,400	24,900	59,900 E
PCB-159	ng/kg	112 U	83.7 J	354 U	92.0 U
PCB-160	ng/kg	503 U	327 U	1,600 U	414 U
PCB-161	ng/kg	104 U	67.4 U	331 U	85.3 U
PCB-162	ng/kg	10,800	3,680	8,210	5,810
PCB-164	ng/kg	31,300	6,420	13,400	13,900
PCB-165	ng/kg	1,630	647	1,500	1,070
PCB-167	ng/kg	56,300 E	20,400	41,000	R
PCB-169	ng/kg	120 U	77.9 U	379 U	98.7 U
PCB-170	ng/kg	166,000 E	49,900 E	117,000	125,000 E
PCB-171/173	ng/kg	49,200	12,000	27,200	41,100
PCB-172	ng/kg	35,400	10,400	25,300	28,500
PCB-174	ng/kg	55,100 E	13,200	31,300	33,400
PCB-175	ng/kg	11,600	3,490	8,210	7,600
PCB-176	ng/kg	8,100	2,220	5,100	4,620
PCB-177	ng/kg	88,300 E	32,100 E	76,700	49,300 E
PCB-178	ng/kg	74,400 E	26,400	64,100	47,500 E
PCB-179	ng/kg	32,200	11,700	24,900	17,200
PCB-180/193	ng/kg	538,000 E	154,000 E	359,000 E	429,000 E
PCB-181	ng/kg	1,980	412	862 J	1,630
PCB-182	ng/kg	2,060	524	1,250 J	1,910
PCB-183/185	ng/kg	159,000 E	37,800	85,100	131,000 E
PCB-184	ng/kg	1,300	296	538 J	1,040
PCB-186	ng/kg	120 U	77.9 U	379 U	98.7 U
PCB-187	ng/kg	541,000 E	149,000 E	362,000 E	311,000 E
PCB-188	ng/kg	3,490	1,050	2,530	1,790
PCB-189	ng/kg	8,920	2,720	6,260	5,380
PCB-190	ng/kg	39,300	10,100	23,000	30,900
PCB-191	ng/kg	8,330	2,370	5,310	7,130
PCB-192	ng/kg	109 J	67.4 U	331 U	85.3 U
PCB-194	ng/kg	81,100 E	22,400	62,600	53,700

Table C-25
Lipid Normalized Summer Flounder (Fillet) Analytical Results

Sample Name: / Date Analyzed:	Units	NB03FSFS355 01/25/16	NB03FSFS356 01/25/16	NB03FSFS357 01/25/16	NB03FSFS359 12/07/15
PCB-195	ng/kg	24,300	5,740	15,900	14,900
PCB-196	ng/kg	49,200	13,300	35,400	37,300 J
PCB-197/200	ng/kg	8,580	2,290	5,690	5,550
PCB-198/199	ng/kg	128,000	36,900	102,000	96,000
PCB-201	ng/kg	19,700	5,470	14,200	12,800
PCB-202	ng/kg	63,600	20,900	59,000	38,300
PCB-203	ng/kg	102,000 E	26,600	70,500	69,300 E
PCB-204	ng/kg	191 J	109 U	533 U	138 U
PCB-205	ng/kg	3,880	847	2,210	1,970
PCB-206	ng/kg	50,000	14,300	46,400	42,400
PCB-207	ng/kg	5,790	1,580	5,000	4,720
PCB-208	ng/kg	23,900	7,890	26,900	19,700
PCB-209	ng/kg	21,800	7,420	26,900	20,100
Total PCB Congeners (209)	ng/kg	18,400,000 J	6,110,000 J	11,800,000 J	11,700,000 J
Semivolatiles					
1,2,4,5-Tetrachlorobenzene	ug/kg	28,000 U	17,000 U	85,000 U	22,000 U
1,2-Diphenylhydrazine	ug/kg	28,000 U	17,000 U	85,000 U	22,000 U
1-Methylnaphthalene	ug/kg	440 U	1,100	1,300 U	350 U
2,3,4,6-Tetrachlorophenol	ug/kg	110,000 U	68,000 U	330,000 U	87,000 U
2,4,5-Trichlorophenol	ug/kg	28,000 U	17,000 U	85,000 U	22,000 U
2,4,6-Trichlorophenol	ug/kg	28,000 U	17,000 U	85,000 U	22,000 U
2,4-Dichlorophenol	ug/kg	28,000 U	17,000 U	85,000 U	22,000 U
2,4-Dimethylphenol	ug/kg	28,000 U	17,000 U	85,000 U	22,000 U
2,4-Dinitrophenol	ug/kg	500,000 U	320,000 U	1,500,000 U	400,000 U
2,4-Dinitrotoluene	ug/kg	110,000 U	68,000 U	330,000 U	87,000 U
2,6-Dinitrotoluene	ug/kg	28,000 U	17,000 U	85,000 U	22,000 U
2-Chloronaphthalene	ug/kg	11,000 U	6,800 U	33,000 U	8,700 U
2-Chlorophenol	ug/kg	28,000 U	17,000 U	85,000 U	22,000 U
2-Methylnaphthalene	ug/kg	440 U	1,400	1,300 U	350 U
2-Methylphenol (o-cresol)	ug/kg	28,000 U	17,000 U	85,000 U	22,000 U
2-Nitroaniline	ug/kg	28,000 U	17,000 U	85,000 U	22,000 U
2-Nitrophenol	ug/kg	28,000 U	17,000 U	85,000 U	22,000 U
3,3'-Dichlorobenzidine	ug/kg	170,000 U	110,000 U	510,000 U	130,000 U
3-Nitroaniline	ug/kg	110,000 U	68,000 U	330,000 U	87,000 U
4,6-Dinitro-2-methylphenol	ug/kg	280,000 U	170,000 U	850,000 U	220,000 U
4-Bromophenyl phenyl ether	ug/kg	28,000 U	17,000 U	85,000 U	22,000 U
4-Chloro-3-methylphenol	ug/kg	28,000 U	17,000 U	85,000 U	22,000 U
4-Chloroaniline	ug/kg	56,000 U	35,000 U	170,000 U	45,000 U
4-Chlorophenyl phenyl ether	ug/kg	28,000 U	17,000 U	85,000 U	22,000 U
4-Methylphenol (p-cresol)	ug/kg	28,000 U	17,000 U	85,000 U	22,000 U
4-Nitroaniline	ug/kg	110,000 U	68,000 U	330,000 U	87,000 U
4-Nitrophenol	ug/kg	280,000 U	170,000 U	850,000 U	220,000 U
Acenaphthene	ug/kg	440 U	1,000	1,300 U	350 U
Acenaphthylene	ug/kg	440 U	280 U	1,300 U	350 U
Acetophenone	ug/kg	28,000 U	17,000 U	85,000 U	22,000 U

Table C-25
Lipid Normalized Summer Flounder (Fillet) Analytical Results

Sample Name: / Date Analyzed:	Units	NB03FSFS355 01/25/16	NB03FSFS356 01/25/16	NB03FSFS357 01/25/16	NB03FSFS359 12/07/15
Anthracene	ug/kg	440 U	350 J	1,300 U	350 U
Atrazine	ug/kg	56,000 U	35,000 U	170,000 U	45,000 U
Benzaldehyde	ug/kg	110,000 UJ	68,000 UJ	330,000 UJ	87,000 U
Benzidine	ug/kg	1,200,000 UJ	740,000 UJ	3,600,000 UJ	930,000 U
Benzo(a)anthracene	ug/kg	440 U	280 U	1,300 U	350 U
Benzo(a)pyrene	ug/kg	440 U	280 U	1,300 U	350 U
Benzo(b)fluoranthene	ug/kg	440 U	280 U	1,300 U	350 U
Benzo(g,h,i)perylene	ug/kg	440 U	280 U	1,300 U	350 U
Benzo(j)+(k)fluoranthene	ug/kg	440 U	280 U	1,300 U	350 U
Benzo[e]pyrene	ug/kg	440 U	280 U	1,300 U	350 U
Benzoic acid	ug/kg	280,000 U	170,000 U	850,000 U	220,000 U
Benzyl butyl phthalate	ug/kg	110,000 U	68,000 U	330,000 U	87,000 U
Biphenyl (diphenyl)	ug/kg	28,000 U	17,000 U	85,000 U	22,000 U
Bis(2-chloroethoxy) methane	ug/kg	28,000 U	17,000 U	85,000 U	22,000 U
Bis(2-chloroethyl) ether (2-Chloroethyl ether)	ug/kg	28,000 U	17,000 U	85,000 U	22,000 U
Bis(2-chloroisopropyl) ether	ug/kg	28,000 U	17,000 U	85,000 U	22,000 U
Bis(2-Ethylhexyl) phthalate	ug/kg	110,000 U	68,000 U	330,000 U	87,000 U
C1-Chrysenes	ug/kg	440 U	280 U	1,300 U	350 U
C1-Fluoranthenes/pyrenes	ug/kg	440 U	280 U	1,300 U	350 U
C1-Fluorenes	ug/kg	440 U	280 U	1,300 U	350 U
C1-Naphthalenes	ug/kg	440 U	1,700	1,300 U	350 U
C1-Phenanthrene/anthracene	ug/kg	440 U	330 J	1,300 U	350 U
C2-Chrysene	ug/kg	440 U	280 U	1,300 U	350 U
C2-Fluoranthenes/pyrene	ug/kg	440 U	280 U	1,300 U	350 U
C2-Fluorenes	ug/kg	440 U	280 U	1,300 U	350 U
C2-Naphthalenes	ug/kg	440 U	680 J	1,300 U	350 U
C2-Phenanthrene/anthracene	ug/kg	440 U	280 U	1,300 U	350 U
C3-Chrysene	ug/kg	440 U	280 U	1,300 U	350 U
C3-Fluoranthenes/pyrene	ug/kg	440 U	280 U	1,300 U	350 U
C3-Fluorenes	ug/kg	440 U	280 U	1,300 U	350 U
C3-Naphthalenes	ug/kg	440 U	310 J	1,300 U	350 U
C3-Phenanthrene/anthracene	ug/kg	440 U	280 U	1,300 U	350 U
C4-Chrysene	ug/kg	440 U	280 U	1,300 U	350 U
C4-Naphthalenes	ug/kg	440 U	280 U	1,300 U	350 U
C4-Phenanthrene/anthracene	ug/kg	440 U	280 U	1,300 U	350 U
Caprolactam	ug/kg	56,000 U	35,000 U	170,000 U	45,000 U
Carbazole	ug/kg	28,000 U	17,000 U	85,000 U	22,000 U
Chrysene	ug/kg	440 U	280 U	1,300 U	350 U
Dibenz(a,h)anthracene	ug/kg	440 U	280 U	1,300 U	350 U
Dibenzofuran	ug/kg	28,000 U	17,000 U	85,000 U	22,000 U
Diethyl phthalate	ug/kg	110,000 U	68,000 U	330,000 U	87,000 U
Dimethyl phthalate	ug/kg	110,000 U	68,000 U	330,000 U	87,000 U
Di-n-butyl phthalate	ug/kg	110,000 U	68,000 U	330,000 U	87,000 U
Di-n-octylphthalate	ug/kg	110,000 U	68,000 U	330,000 U	87,000 U
Fluoranthene	ug/kg	440 U	520 J	1,300 U	350 U

Table C-25
Lipid Normalized Summer Flounder (Fillet) Analytical Results

Sample Name: / Date Analyzed:	Units	NB03FSFS355 01/25/16	NB03FSFS356 01/25/16	NB03FSFS357 01/25/16	NB03FSFS359 12/07/15
Fluorene	ug/kg	440 U	790	1,300 U	350 U
Hexachlorobutadiene	ug/kg	28,000 U	17,000 U	85,000 U	22,000 U
Hexachlorocyclopentadiene	ug/kg	280,000 U	170,000 U	850,000 U	220,000 U
Hexachloroethane	ug/kg	56,000 U	35,000 U	170,000 U	45,000 U
Indeno(1,2,3-c,d)pyrene	ug/kg	440 U	280 U	1,300 U	350 U
Isophorone	ug/kg	28,000 U	17,000 U	85,000 U	22,000 U
Naphthalene	ug/kg	440 U	3,700	1,300 U	350 U
Nitrobenzene	ug/kg	28,000 U	17,000 U	85,000 U	22,000 U
N-Nitrosodi-n-propylamine	ug/kg	28,000 U	17,000 U	85,000 U	22,000 U
N-Nitrosodiphenylamine	ug/kg	28,000 U	17,000 U	85,000 U	22,000 U
Pentachlorophenol	ug/kg	56,000 U	35,000 U	170,000 U	45,000 U
Perylene	ug/kg	440 U	280 U	1,300 U	350 U
Phenanthrene	ug/kg	440 U	1,700	1,300 U	350 U
Phenol	ug/kg	28,000 U	17,000 U	85,000 U	22,000 U
Pyrene	ug/kg	440 U	300 J	1,300 U	350 U
Pyridine	ug/kg	110,000 U	68,000 U	330,000 U	87,000 U
Total HMW PAHs	ug/kg	440 U	820 J	1,300 U	350 U
Total LMW PAHs	ug/kg	440 U	9,000 J	1,300 U	350 U
Total PAHs	ug/kg	440 U	9,800 J	1,300 U	350 U

Table C-25
Lipid Normalized Summer Flounder (Fillet) Analytical Results

Notes:

1. Totals were calculated using detected values only. If all analytes that make up a given total are non-detect, the total will be reported as the highest detection limit of the individual analytes and will be qualified with a "U" flag to indicate it is a non-detect.
2. Total PCB Congeners (209) = sum of 209 individual congener PCBs
3. Total Aroclor PCBs (Sum of 7 Aroclors) = sum of Aroclor-1016, Aroclor-1221, Aroclor-1232, Aroclor-1242, Aroclor-1248, Aroclor-1254, and Aroclor-1260
4. Total Aroclor PCBs (Sum of 9 Aroclors) = sum of Aroclor-1016, Aroclor-1221, Aroclor-1232, Aroclor-1242, Aroclor-1248, Aroclor-1254, Aroclor-1260, Aroclor-1262, and Aroclor-1268
5. Total Alpha + Gamma Chlordane = sum of alpha-Chlordane and gamma-Chlordane
6. Total DDT (2,4) = sum of 2,4'-DDD, 2,4'-DDE, and 2,4'-DDT
7. Total DDT (4,4) = sum of 4,4'-DDD, 4,4'-DDE, and 4,4'-DDT
8. Total DDT (2,4 & 4,4) = sum of 2,4'-DDD, 2,4'-DDE, 2,4'-DDT, 4,4'-DDD, 4,4'-DDE, and 4,4'-DDT
9. Total HMW PAHs = sum of fluoranthene, pyrene, benzo(a)anthracene, chrysene, benzo(b)fluoranthene, benzo(k)fluoranthene, benzo(a)pyrene, indeno(1,2,3-cd)pyrene, dibenzo(a,h)anthracene, and benzo(g,h,i)perylene.
10. Total LMW PAHs = sum of naphthalene, 2-methylnaphthalene, acenaphthylene, acenaphthene, fluorene, phenanthrene, and anthracene.
11. Total PAHs = sum of Total LMW PAHs and Total HMW PAHs.

DDD = dichlorodiphenyldichloroethane
DDE = dichlorodiphenyldichloroethylene
DDT = dichlorodiphenyltrichloroethane
HMW = high molecular weight
LMW = low molecular weight
PAH = polycyclic aromatic hydrocarbon
PCB = polychlorinated biphenyl

% = percent
mg/kg = milligrams per kilogram
ng/g = nanograms per gram
ng/kg = nanograms per kilogram
pg/g = picograms per gram
ug/kg = micrograms per kilogram

Table C-26
Lipid Normalized White Perch (Fillet) Analytical Results

Sample Name: / Date Analyzed:	Units	NB03FWPC-COMP07 05/04/16	NB03FWPC-COMP08 05/04/16	NB03FWPC-COMP09 05/02/16	NB03FWPC-COMP10 05/02/16	NB03FWPC-COMP11 05/02/16
Dioxins/Furans						
1,2,3,4,6,7,8-HpCDD	ng/kg	30.1 JBQ	22.0 JBQ	19.3 JB	20.8 JB	21.5 JBQ
1,2,3,4,6,7,8-HpCDF	ng/kg	116 JB	156 JB	258 JB	261 JB	195 JB
1,2,3,4,7,8,9-HpCDF	ng/kg	6.38 JBQ	6.22 U	4.91 U	12.1 JBQ	5.39 U
1,2,3,4,7,8-HxCDD	ng/kg	12.2 J	22.6 JQ	20.3 JB	16.7 JB	13.7 JBQ
1,2,3,4,7,8-HxCDF	ng/kg	96.9 J	152 J	109 J	88.0 J	113 J
1,2,3,6,7,8-HxCDD	ng/kg	37.2 JB	35.7 JB	24.6 JB	33.5 JB	36.1 JBQ
1,2,3,6,7,8-HxCDF	ng/kg	71.3 JQ	74.7 J	104 JB	109 JB	86.0 JB
1,2,3,7,8,9-HxCDD	ng/kg	5.09 JQ	5.96 U	6.44 JBQ	14.9 JBQ	8.20 JB
1,2,3,7,8,9-HxCDF	ng/kg	3.96 U	5.42 JB	5.61 JBQ	13.9 JBQ	4.17 JBQ
1,2,3,7,8-PCDD	ng/kg	12.3 U	64.1 JBQ	34.0 JQ	7.13 U	5.88 U
1,2,3,7,8-PCDF	ng/kg	149 JB	175 JB	248 JB	221 JB	220 JB
2,3,4,6,7,8-HxCDF	ng/kg	12.6 JQ	17.8 JQ	12.8 JB	22.0 JB	14.9 JB
2,3,4,7,8-PCDF	ng/kg	216 JB	259 JB	226 JB	228 JB	265 JB
2,3,7,8-TCDD	ng/kg	1,990 B	844 B	881 B	680 B	1,050 B
2,3,7,8-TCDF	ng/kg	233 C	230 C	212 C	289 C	206 C
OCDD	ng/kg	37.9 JBQ	48.7 JB	35.5 JBQ	43.3 JB	39.7 JB
OCDF	ng/kg	6.11 JB	16.4 JBQ	18.1 JBQ	27.2 JB	19.9 JBQ
Butyltins						
Dibutyltin	ug/kg	81 UJ	130 UJ	81 UJ	87 UJ	87 UJ
Monobutyltin	ug/kg	1,300 UCN	2,100 UCN	1,300 UCN	1,300 UCN	1,300 UCN
Tetra-n-butyltin	ug/kg	110 U	170 U	110 U	110 U	110 U
Tributyltin	ug/kg	94 U	150 U	94 U	100 U	100 U
Aroclor PCBs						
Aroclor 1016	ug/kg	2,300 U	3,600 U	450 U	480 U	2,400 U
Aroclor 1221	ug/kg	2,900 U	4,600 U	580 U	610 U	3,100 U
Aroclor 1232	ug/kg	5,000 U	8,100 U	1,000 U	1,100 U	5,300 U
Aroclor 1242	ug/kg	2,100 U	3,300 U	410 U	440 U	2,200 U
Aroclor 1248	ug/kg	36,000	48,000	13,000 J	10,000 J	15,000
Aroclor 1254	ug/kg	27,000	51,000	14,000	11,000	16,000 J
Aroclor 1260	ug/kg	15,000 J	26,000 PJ	4,500	3,700	8,000 JPN
Aroclor 1262	ug/kg	2,100 U	3,300 U	410 U	440 U	2,200 U
Aroclor 1268	ug/kg	2,100 U	3,300 U	410 U	440 U	2,200 U
Total Aroclor PCBs (Sum Of 7 Aroclors)	ug/kg	78,000 J	130,000 J	31,000 J	24,000 J	39,000 J
Total Aroclor PCBs (Sum Of 9 Aroclors)	ug/kg	78,000 J	130,000 J	31,000 J	24,000 J	39,000 J
Pesticides						
2,4'-DDD	pg/g	819,000	3,460,000 JD	291,000	381,000	1,110,000
2,4'-DDE	pg/g	409,000	1,240,000 J	211,000	226,000	667,000
2,4'-DDT	pg/g	42,200	244,000	7,190	14,500	23,600
4,4'-DDD	pg/g	3,740,000 D	10,300,000 JD	1,200,000	1,250,000	4,230,000 D
4,4'-DDE	pg/g	6,130,000 BD	15,500,000 JBD	3,540,000 BD	3,130,000 BD	6,210,000 BD
4,4'-DDT	pg/g	260,000	879,000	60,100	84,000	176,000
Aldrin	pg/g	6,810	4,710	3,190	1,010 J	1,990 J
Alpha BHC	pg/g	400 U	4,370	1,600 JB	1,620 JB	1,650 JB
Alpha endosulfan	pg/g	3,590 U	5,800 U	3,590 U	3,830 U	3,830 U

Table C-26
Lipid Normalized White Perch (Fillet) Analytical Results

Sample Name: / Date Analyzed:	Units	NB03FWPC-COMP07 05/04/16	NB03FWPC-COMP08 05/04/16	NB03FWPC-COMP09 05/02/16	NB03FWPC-COMP10 05/02/16	NB03FWPC-COMP11 05/02/16
Beta BHC	pg/g	2,760	4,160	1,130 J	1,490 J	1,930 J
Beta endosulfan	pg/g	3,640 U	5,890 U	3,640 U	3,890 U	3,890 U
cis-Chlordane	pg/g	3,450,000 D	2,390,000 J	1,160,000	687,000	900,000
cis-Nonachlor	pg/g	738,000	934,000 J	408,000 D	281,000	381,000 D
Delta BHC	pg/g	318 U	513 U	318 U	339 U	339 U
Dieldrin	pg/g	731,000	1,040,000 J	398,000 D	263,000	400,000 D
Endosulfan sulfate	pg/g	3,960 U	6,390 U	3,960 U	4,220 U	4,220 U
Endrin	pg/g	4,330	3,690 J	1,340 J	927 U	1,940 J
Endrin aldehyde	pg/g	8,190 U	13,200 U	8,190 U	8,730 U	8,730 U
Endrin ketone	pg/g	4,750 U	7,680 U	4,750 U	R	5,070 U
Gamma BHC (Lindane)	pg/g	1,330 J	2,490 J	688 J	611 J	1,280 J
Heptachlor	pg/g	2,280 J	3,160 J	2,030 U	693 J	1,410 J
Heptachlor epoxide	pg/g	294,000	209,000	76,900	45,100	95,300
Hexachlorobenzene	pg/g	139,000 B	124,000 JB	59,700 B	38,700 B	79,300 B
Methoxychlor	pg/g	2,430 UJ	3,930 UJ	2,430 U	2,590 U	2,590 U
Mirex	pg/g	9,190	23,200	5,930	7,400	5,600
Oxychlordane	pg/g	181,000	302,000	101,000	84,700	107,000
Trans-chlordane	pg/g	706,000	419,000 J	311,000	116,000	241,000
Trans-heptachlor epoxide	pg/g	1,060 U	1,720 U	1,060 U	1,130 U	1,130 U
Trans-nonachlor	pg/g	1,880,000 D	1,860,000 JD	1,090,000 B	680,000 B	880,000 B
Total Alpha + Gamma Chlordane	pg/g	4,160,000	2,810,000 J	1,470,000	803,000	1,140,000
Total DDT (2,4)	pg/g	1,270,000	4,950,000 J	509,000	621,000	1,800,000
Total DDT (4,4)	pg/g	10,100,000	26,600,000 J	4,800,000	4,460,000	10,600,000
Total DDT (2,4 & 4,4)	pg/g	11,400,000	31,600,000 J	5,310,000	5,090,000	12,400,000
PCB Congeners						
PCB-1	ng/kg	R	R	6,810 B	R	3,190 B
PCB-2	ng/kg	211 U	341 U	213 U	227 U	227 U
PCB-3	ng/kg	332 U	535 U	R	357 U	R
PCB-4	ng/kg	40,600	52,400	90,000 B	44,000 B	42,100 B
PCB-5	ng/kg	404 J	390 U	311 J	259 U	292 J
PCB-6	ng/kg	19,600	14,400	22,200	20,400	15,600
PCB-7	ng/kg	1,630	1,280	1,280	1,230	1,040
PCB-8	ng/kg	37,800 B	31,000 B	38,700 B	31,800 B	28,100 B
PCB-9	ng/kg	3,010	2,290	2,570	2,170	2,190
PCB-10	ng/kg	2,490	4,550	10,000	4,730	3,700
PCB-11	ng/kg	1,030 U	1,660 U	R	10,500 B	1,110 U
PCB-12/13	ng/kg	875 J	1,080 J	1,080 J	1,150 J	617 U
PCB-14	ng/kg	241 U	390 U	244 U	259 U	260 U
PCB-15	ng/kg	483 U	1,750 J	R	519 U	R
PCB-16	ng/kg	88,800 B	75,500 B	109,000 B	83,300 B	93,300 B
PCB-17	ng/kg	166,000 B	157,000 B	239,000 BE	179,000 B	181,000 B
PCB-18/30	ng/kg	281,000 B	242,000 B	364,000 B	289,000 B	301,000 B
PCB-19	ng/kg	39,300	36,800	57,500	38,900	36,100
PCB-20/28	ng/kg	869,000 BE	897,000 BE	1,140,000 BE	1,010,000 BE	1,010,000 BE
PCB-21/33	ng/kg	152,000	113,000	140,000	115,000	123,000

Table C-26
Lipid Normalized White Perch (Fillet) Analytical Results

Sample Name: / Date Analyzed:	Units	NB03FWPC-COMP07 05/04/16	NB03FWPC-COMP08 05/04/16	NB03FWPC-COMP09 05/02/16	NB03FWPC-COMP10 05/02/16	NB03FWPC-COMP11 05/02/16
PCB-22	ng/kg	164,000	148,000	182,000 B	153,000 B	157,000 B
PCB-23	ng/kg	428 J	458 J	415 J	363 J	403 J
PCB-24	ng/kg	3,310	487 U	304 U	325 U	325 U
PCB-25	ng/kg	131,000	117,000	177,000	148,000	137,000
PCB-26/29	ng/kg	174,000	180,000	240,000	225,000	198,000
PCB-27	ng/kg	32,400	33,300	50,600	38,300	37,700
PCB-31	ng/kg	434,000 BE	416,000 BE	638,000 BE	613,000 BE	530,000 BE
PCB-32	ng/kg	176,000	157,000	198,000 BE	163,000 B	162,000 B
PCB-34	ng/kg	7,810	7,800	12,000	8,600	9,530
PCB-35	ng/kg	271 U	438 U	274 U	292 U	293 U
PCB-36	ng/kg	241 U	390 U	244 U	259 U	260 U
PCB-37	ng/kg	22,500	19,200	20,300	25,300	10,300
PCB-38	ng/kg	744	933 J	1,260	1,140	1,140
PCB-39	ng/kg	3,670	3,820	4,840	3,690	4,650
PCB-40/71	ng/kg	471,000	564,000	744,000 E	680,000	673,000
PCB-41	ng/kg	30,800	33,000	24,000	29,200	30,900
PCB-42	ng/kg	315,000	444,000	531,000 E	467,000 E	456,000 E
PCB-43	ng/kg	46,200	53,100	65,000	64,100	62,500
PCB-44/47/65	ng/kg	1,260,000 BE	1,630,000 B	1,990,000 E	1,790,000 E	1,730,000 E
PCB-45	ng/kg	663 U	107,000	134,000	121,000	115,000
PCB-46	ng/kg	42,800	40,300	54,600	44,900	49,000
PCB-48	ng/kg	156,000	185,000	208,000	184,000	215,000
PCB-49/69	ng/kg	944,000 BE	1,310,000 BE	1,730,000 E	1,570,000 E	1,460,000 E
PCB-50/53	ng/kg	186,000	179,000	241,000	200,000	206,000
PCB-51	ng/kg	168,000	103,000	148,000	106,000	108,000
PCB-52	ng/kg	1,370,000 BE	1,810,000 BE	2,320,000 BE	2,110,000 BE	2,180,000 BE
PCB-54	ng/kg	12,900	4,710	7,130	3,650	4,850
PCB-55	ng/kg	6,810	6,990	7,500	10,200	8,600
PCB-56	ng/kg	344,000	427,000	449,000 E	409,000 E	436,000 E
PCB-57	ng/kg	6,310	9,540	9,750	8,070	8,730
PCB-58	ng/kg	6,310	10,700	11,700	10,700	10,700
PCB-60	ng/kg	118,000	166,000	181,000	203,000	199,000
PCB-61/70/74/76	ng/kg	1,730,000 E	2,510,000 E	2,800,000 E	2,610,000 E	2,660,000 E
PCB-62/75	ng/kg	104,000	137,000	164,000	154,000	150,000
PCB-63	ng/kg	56,800	88,100	95,000	101,000	88,700
PCB-64	ng/kg	461,000 BE	622,000 BE	775,000 E	720,000 E	700,000 E
PCB-66	ng/kg	1,120,000 BE	1,870,000 BE	2,010,000 BE	1,970,000 BE	1,950,000 BE
PCB-67	ng/kg	33,600	38,500	47,100	38,100	42,900
PCB-68	ng/kg	19,000	29,500	33,700	29,100	27,900
PCB-72	ng/kg	25,800	41,900	48,600	43,500	41,600
PCB-73	ng/kg	5,260	5,880	7,810	6,170	4,520
PCB-77	ng/kg	58,400	74,400	70,000	70,700	70,000
PCB-78	ng/kg	483 U	779 U	488 U	519 U	520 U
PCB-79	ng/kg	8,880	14,700	16,300	14,300	13,700
PCB-80	ng/kg	332 U	535 U	335 U	357 U	357 U

Table C-26
Lipid Normalized White Perch (Fillet) Analytical Results

Sample Name: / Date Analyzed:	Units	NB03FWPC-COMP07 05/04/16	NB03FWPC-COMP08 05/04/16	NB03FWPC-COMP09 05/02/16	NB03FWPC-COMP10 05/02/16	NB03FWPC-COMP11 05/02/16
PCB-81	ng/kg	1,900	3,210	548 U	2,410	2,930
PCB-82	ng/kg	76,300	118,000	127,000	119,000	109,000
PCB-83	ng/kg	52,800	R	R	75,300	R
PCB-84	ng/kg	207,000	280,000	329,000	279,000	311,000
PCB-85/116/117	ng/kg	206,000	397,000	418,000	425,000	351,000
PCB-86/87/97/109/119/125	ng/kg	644,000	1,030,000	1,150,000 E	1,070,000	1,020,000
PCB-88	ng/kg	663 U	1,070 U	669 U	713 U	713 U
PCB-89	ng/kg	12,600	16,000	19,000	18,500	18,300
PCB-90/101/113	ng/kg	1,180,000 BE	1,940,000 BE	2,280,000 BE	2,110,000 BE	2,020,000 BE
PCB-91	ng/kg	216,000	329,000	402,000 E	359,000	344,000
PCB-92	ng/kg	246,000	R	R	R	R
PCB-93/100	ng/kg	69,400	70,500	83,100	68,000	66,700
PCB-94	ng/kg	16,800	16,000	20,600	16,100	17,900
PCB-95	ng/kg	731,000 E	1,070,000 E	1,410,000 E	1,230,000 E	1,310,000 E
PCB-96	ng/kg	9,940	9,770	11,800	10,000	11,300
PCB-98/102	ng/kg	70,600	89,800	121,000	96,000	103,000
PCB-99	ng/kg	763,000 E	R	1,590,000 E	R	1,420,000 E
PCB-103	ng/kg	28,800	39,500	44,300	37,900	36,500
PCB-104	ng/kg	5,810	682 U	4,470	2,950	3,630
PCB-105	ng/kg	336,000	606,000 E	559,000 E	610,000 E	535,000 E
PCB-106	ng/kg	513 U	828 U	518 U	552 U	552 U
PCB-107	ng/kg	106,000	208,000	193,000	204,000	178,000
PCB-108/124	ng/kg	41,600	68,600	65,000	61,500	61,300
PCB-110/115	ng/kg	1,170,000 BE	1,790,000 BE	2,130,000 BE	1,910,000 BE	1,970,000 BE
PCB-111	ng/kg	1,580	2,970	3,080	3,190	2,630
PCB-112	ng/kg	4,760	R	7,440	R	11,900
PCB-114	ng/kg	24,300	47,100	41,300	46,300	42,100
PCB-118	ng/kg	1,240,000 BE	2,370,000 BE	2,150,000 BE	2,230,000 BE	2,050,000 BE
PCB-120	ng/kg	7,380	15,300	16,600	15,900	13,900
PCB-121	ng/kg	1,170 J	1,870 J	1,840	1,620 J	1,730
PCB-122	ng/kg	10,600	19,200	14,300	13,100	18,200
PCB-123	ng/kg	24,100	51,000	46,900	45,100	44,600
PCB-126	ng/kg	3,020	4,920	4,510	4,230	5,180
PCB-127	ng/kg	1,790	3,320	2,800	2,690	2,470
PCB-128/166	ng/kg	128,000	248,000	234,000	232,000	186,000
PCB-129/138/163	ng/kg	1,260,000 BE	2,310,000 BE	2,340,000 E	2,510,000 E	2,050,000 E
PCB-130	ng/kg	R	R	R	R	R
PCB-131	ng/kg	R	R	R	R	R
PCB-132	ng/kg	R	R	R	R	R
PCB-133	ng/kg	33,000	62,000	56,100	54,500	45,900
PCB-134	ng/kg	R	R	R	R	R
PCB-135/151	ng/kg	368,000	530,000	578,000	563,000	514,000
PCB-136	ng/kg	91,900	119,000	138,000	123,000	125,000
PCB-137	ng/kg	53,300	95,600	97,500	98,000	86,000
PCB-139/140	ng/kg	22,500	R	41,600	38,700	34,100

Table C-26
Lipid Normalized White Perch (Fillet) Analytical Results

Sample Name: / Date Analyzed:	Units	NB03FWPC-COMP07 05/04/16	NB03FWPC-COMP08 05/04/16	NB03FWPC-COMP09 05/02/16	NB03FWPC-COMP10 05/02/16	NB03FWPC-COMP11 05/02/16
PCB-141	ng/kg	208,000	299,000	306,000	291,000	258,000
PCB-142	ng/kg	R	R	R	R	R
PCB-143	ng/kg	R	R	R	R	R
PCB-144	ng/kg	R	R	R	R	R
PCB-145	ng/kg	483 U	779 U	488 U	553 J	607 J
PCB-146	ng/kg	R	R	R	R	R
PCB-147/149	ng/kg	838,000 BE	1,270,000 BE	1,420,000 BE	1,310,000 BE	1,230,000 BE
PCB-148	ng/kg	5,030	8,010	8,310	8,130	7,000
PCB-150	ng/kg	4,940	7,340	8,190	7,470	7,070
PCB-152	ng/kg	1,960	1,490 J	2,100	1,480 J	1,730
PCB-153/168	ng/kg	1,310,000 BE	2,580,000 BE	2,600,000 BE	2,910,000 BE	2,300,000 BE
PCB-154	ng/kg	35,700	64,700	67,500	66,100	58,100
PCB-155	ng/kg	13,700	16,800	18,200	16,500	18,000
PCB-156/157	ng/kg	119,000	220,000	209,000	217,000	191,000
PCB-158	ng/kg	97,500	163,000	171,000	177,000	150,000
PCB-159	ng/kg	423 U	682 U	426 U	455 U	455 U
PCB-160	ng/kg	1,900 U	3,070 U	1,920 U	2,050 U	2,050 U
PCB-161	ng/kg	R	R	R	R	R
PCB-162	ng/kg	392 U	10,300	396 U	9,600	9,800
PCB-164	ng/kg	65,600	R	107,000	96,700	98,700
PCB-165	ng/kg	R	R	R	R	R
PCB-167	ng/kg	46,000	90,500	88,800	92,700	77,300
PCB-169	ng/kg	453 U	730 U	457 U	487 U	487 U
PCB-170	ng/kg	235,000	413,000	403,000 E	451,000 E	333,000
PCB-171/173	ng/kg	R	R	R	R	R
PCB-172	ng/kg	47,400	89,000	R	98,700	R
PCB-174	ng/kg	R	R	R	R	R
PCB-175	ng/kg	R	19,500	R	R	R
PCB-176	ng/kg	20,800	25,500	31,400	32,700	26,300
PCB-177	ng/kg	R	R	R	R	R
PCB-178	ng/kg	66,900	118,000	124,000	137,000	104,000
PCB-179	ng/kg	71,300	97,400	111,000	111,000	97,300
PCB-180/193	ng/kg	669,000	1,210,000 E	1,180,000 E	1,370,000 E	973,000 E
PCB-181	ng/kg	R	R	R	R	R
PCB-182	ng/kg	R	R	R	R	R
PCB-183/185	ng/kg	R	R	R	R	R
PCB-184	ng/kg	1,360 J	2,310 J	3,630	3,320	2,880
PCB-186	ng/kg	453 U	730 U	457 U	487 U	487 U
PCB-187	ng/kg	R	R	R	R	R
PCB-188	ng/kg	2,260	R	4,700	5,320	4,000
PCB-189	ng/kg	R	16,700	R	18,900	R
PCB-190	ng/kg	51,200	94,300	90,000	101,000	75,300
PCB-191	ng/kg	10,200	17,400	17,300	20,300	14,500
PCB-192	ng/kg	R	633 U	R	R	R
PCB-194	ng/kg	118,000	216,000	235,000	249,000	180,000

Table C-26
Lipid Normalized White Perch (Fillet) Analytical Results

Sample Name: / Date Analyzed:	Units	NB03FWPC-COMP07 05/04/16	NB03FWPC-COMP08 05/04/16	NB03FWPC-COMP09 05/02/16	NB03FWPC-COMP10 05/02/16	NB03FWPC-COMP11 05/02/16
PCB-195	ng/kg	41,900	75,900	80,000	86,000	62,900
PCB-196	ng/kg	58,500	105,000	120,000	127,000	90,000
PCB-197/200	ng/kg	R	R	R	R	R
PCB-198/199	ng/kg	151,000	271,000	324,000	331,000	244,000
PCB-201	ng/kg	15,600	30,500	36,400	37,500	29,000
PCB-202	ng/kg	45,300	104,000	111,000	115,000	87,300
PCB-203	ng/kg	103,000	201,000	221,000	227,000	174,000
PCB-204	ng/kg	631 U	1,020 U	650 J	680 U	680 U
PCB-205	ng/kg	4,750	8,900	9,750	10,100	7,670
PCB-206	ng/kg	65,000	R	R	R	R
PCB-207	ng/kg	6,240	13,500	18,900	19,300	14,100
PCB-208	ng/kg	22,900	R	R	54,200	R
PCB-209	ng/kg	30,700	63,900	83,100	83,300	65,200
Total PCB Congeners (209)	ng/kg	26,000,000 J	37,100,000 J	43,600,000 J	40,500,000 J	38,900,000 J
Semivolatiles						
1,2,4,5-Tetrachlorobenzene	ug/kg	21,000 U	33,000 U	4,200 U	4,300 U	4,500 U
1,2-Diphenylhydrazine	ug/kg	21,000 U	33,000 U	4,200 U	4,300 U	4,500 U
1-Methylnaphthalene	ug/kg	810 U	1,300 U	810 U	870 U	870 U
2,3,4,6-Tetrachlorophenol	ug/kg	81,000 U	130,000 U	17,000 U	17,000 U	18,000 U
2,4,5-Trichlorophenol	ug/kg	21,000 U	33,000 U	4,200 U	4,300 U	4,500 U
2,4,6-Trichlorophenol	ug/kg	21,000 U	33,000 U	4,200 U	4,300 U	4,500 U
2,4-Dichlorophenol	ug/kg	21,000 U	33,000 U	4,200 U	4,300 U	4,500 U
2,4-Dimethylphenol	ug/kg	21,000 U	33,000 U	4,200 U	4,300 U	4,500 U
2,4-Dinitrophenol	ug/kg	380,000 U	610,000 U	75,000 U	80,000 U	80,000 U
2,4-Dinitrotoluene	ug/kg	81,000 U	130,000 U	17,000 U	17,000 U	18,000 U
2,6-Dinitrotoluene	ug/kg	21,000 U	33,000 U	4,200 U	4,300 U	4,500 U
2-Chloronaphthalene	ug/kg	8,100 U	13,000 U	1,700 U	1,700 U	1,800 U
2-Chlorophenol	ug/kg	21,000 U	33,000 U	4,200 U	4,300 U	4,500 U
2-Methylnaphthalene	ug/kg	810 U	1,300 U	810 U	870 U	870 U
2-Methylphenol (o-cresol)	ug/kg	21,000 U	33,000 U	4,200 U	4,300 U	4,500 U
2-Nitroaniline	ug/kg	21,000 U	33,000 U	4,200 U	4,300 U	4,500 U
2-Nitrophenol	ug/kg	21,000 U	33,000 U	4,200 U	4,300 U	4,500 U
3,3'-Dichlorobenzidine	ug/kg	130,000 U	200,000 U	25,000 U	26,000 U	27,000 U
3-Nitroaniline	ug/kg	81,000 U	130,000 U	17,000 U	17,000 U	18,000 U
4,6-Dinitro-2-methylphenol	ug/kg	210,000 U	330,000 U	42,000 U	43,000 U	45,000 U
4-Bromophenyl phenyl ether	ug/kg	21,000 U	33,000 U	4,200 U	4,300 U	4,500 U
4-Chloro-3-methylphenol	ug/kg	21,000 U	33,000 U	4,200 U	4,300 U	4,500 U
4-Chloroaniline	ug/kg	42,000 U	67,000 U	8,100 U	8,700 U	8,700 U
4-Chlorophenyl phenyl ether	ug/kg	21,000 U	33,000 U	4,200 U	4,300 U	4,500 U
4-Methylphenol (p-cresol)	ug/kg	21,000 U	33,000 U	4,200 U	4,300 U	4,500 U
4-Nitroaniline	ug/kg	81,000 U	130,000 U	17,000 U	17,000 U	18,000 U
4-Nitrophenol	ug/kg	210,000 U	330,000 U	42,000 U	43,000 U	45,000 U
Acenaphthene	ug/kg	810 U	1,300 U	810 U	870 U	870 U
Acenaphthylene	ug/kg	810 U	1,300 U	810 U	870 U	870 U
Acetophenone	ug/kg	21,000 U	33,000 U	4,200 U	4,300 U	4,500 U

Table C-26
Lipid Normalized White Perch (Fillet) Analytical Results

Sample Name: / Date Analyzed:	Units	NB03FWPC-COMP07 05/04/16	NB03FWPC-COMP08 05/04/16	NB03FWPC-COMP09 05/02/16	NB03FWPC-COMP10 05/02/16	NB03FWPC-COMP11 05/02/16
Anthracene	ug/kg	810 U	1,300 U	810 U	870 U	870 U
Atrazine	ug/kg	42,000 U	67,000 U	8,100 UJ	8,700 UJ	8,700 UJ
Benzaldehyde	ug/kg	81,000 U	130,000 U	17,000 UJ	17,000 UJ	18,000 UJ
Benzidine	ug/kg	310,000 U	510,000 U	63,000 U	65,000 U	67,000 U
Benzo(a)anthracene	ug/kg	810 U	1,300 U	810 U	870 U	870 U
Benzo(a)pyrene	ug/kg	810 U	1,300 U	810 U	870 U	870 U
Benzo(b)fluoranthene	ug/kg	810 U	1,300 U	810 U	870 U	870 U
Benzo(g,h,i)perylene	ug/kg	810 U	1,300 U	810 U	870 U	870 U
Benzo(j)+(k)fluoranthene	ug/kg	810 U	1,300 U	810 U	870 U	870 U
Benzo[e]pyrene	ug/kg	810 U	1,300 U	810 U	870 U	870 U
Benzoic acid	ug/kg	210,000 U	330,000 U	42,000 U	43,000 U	45,000 U
Benzyl butyl phthalate	ug/kg	81,000 U	130,000 U	17,000 U	17,000 U	18,000 U
Biphenyl (diphenyl)	ug/kg	21,000 U	33,000 U	4,200 U	4,300 U	4,500 U
Bis(2-chloroethoxy) methane	ug/kg	21,000 U	33,000 U	4,200 U	4,300 U	4,500 U
Bis(2-chloroethyl) ether (2-Chloroethyl ether)	ug/kg	21,000 U	33,000 U	4,200 U	4,300 U	4,500 U
Bis(2-chloroisopropyl) ether	ug/kg	21,000 UJ	33,000 UJ	4,200 U	4,300 U	4,500 U
Bis(2-Ethylhexyl) phthalate	ug/kg	81,000 U	130,000 U	17,000 U	17,000 U	18,000 U
C1-Chrysenes	ug/kg	810 U	1,300 U	810 U	870 U	870 U
C1-Fluoranthenes/pyrenes	ug/kg	810 U	1,300 U	810 U	870 U	870 U
C1-Fluorenes	ug/kg	810 U	1,300 U	810 U	870 U	870 U
C1-Naphthalenes	ug/kg	810 U	1,300 U	810 U	870 U	870 U
C1-Phenanthrene/anthracene	ug/kg	810 U	1,300 U	810 U	870 U	870 U
C2-Chrysene	ug/kg	810 U	1,300 U	810 U	870 U	870 U
C2-Fluoranthenes/pyrene	ug/kg	810 U	1,300 U	810 U	870 U	870 U
C2-Fluorenes	ug/kg	810 U	1,300 U	810 U	870 U	870 U
C2-Naphthalenes	ug/kg	810 U	1,300 U	810 U	870 U	870 U
C2-Phenanthrene/anthracene	ug/kg	810 U	1,300 U	810 U	870 U	870 U
C3-Chrysene	ug/kg	810 U	1,300 U	810 U	870 U	870 U
C3-Fluoranthenes/pyrene	ug/kg	810 U	1,300 U	810 U	870 U	870 U
C3-Fluorenes	ug/kg	810 U	1,300 U	810 U	870 U	870 U
C3-Naphthalenes	ug/kg	810 U	1,300 U	810 U	870 U	870 U
C3-Phenanthrene/anthracene	ug/kg	810 U	1,300 U	810 U	870 U	870 U
C4-Chrysene	ug/kg	810 U	1,300 U	810 U	870 U	870 U
C4-Naphthalenes	ug/kg	810 U	1,300 U	810 U	870 U	870 U
C4-Phenanthrene/anthracene	ug/kg	810 U	1,300 U	810 U	870 U	870 U
Caprolactam	ug/kg	42,000 U	67,000 U	8,100 U	8,700 U	8,700 U
Carbazole	ug/kg	21,000 U	33,000 U	4,200 U	4,300 U	4,500 U
Chrysene	ug/kg	810 U	1,300 U	810 U	870 U	870 U
Dibenz(a,h)anthracene	ug/kg	810 U	1,300 U	810 U	870 U	870 U
Dibenzofuran	ug/kg	21,000 U	33,000 U	4,200 U	4,300 U	4,500 U
Diethyl phthalate	ug/kg	81,000 U	130,000 U	17,000 U	17,000 U	18,000 U
Dimethyl phthalate	ug/kg	81,000 U	130,000 U	17,000 U	17,000 U	18,000 U
Di-n-butyl phthalate	ug/kg	81,000 U	130,000 U	17,000 U	17,000 U	18,000 U
Di-n-octylphthalate	ug/kg	81,000 U	130,000 U	17,000 U	17,000 U	18,000 U
Fluoranthene	ug/kg	810 U	1,300 U	810 U	870 U	870 U

Table C-26
Lipid Normalized White Perch (Fillet) Analytical Results

Sample Name: / Date Analyzed:	Units	NB03FWPC-COMP07 05/04/16	NB03FWPC-COMP08 05/04/16	NB03FWPC-COMP09 05/02/16	NB03FWPC-COMP10 05/02/16	NB03FWPC-COMP11 05/02/16
Fluorene	ug/kg	810 U	1,300 U	810 U	870 U	870 U
Hexachlorobutadiene	ug/kg	21,000 U	33,000 U	4,200 U	4,300 U	4,500 U
Hexachlorocyclopentadiene	ug/kg	210,000 U	330,000 U	42,000 U	43,000 U	45,000 U
Hexachloroethane	ug/kg	42,000 U	67,000 U	8,100 U	8,700 U	8,700 U
Indeno(1,2,3-c,d)pyrene	ug/kg	810 U	1,300 U	810 U	870 U	870 U
Isophorone	ug/kg	21,000 U	33,000 U	5,400 J	4,700 J	4,500 U
Naphthalene	ug/kg	810 U	1,300 U	810 U	870 U	870 U
Nitrobenzene	ug/kg	21,000 U	33,000 U	4,200 U	4,300 U	4,500 U
N-Nitrosodi-n-propylamine	ug/kg	21,000 U	33,000 U	4,200 U	4,300 U	4,500 U
N-Nitrosodiphenylamine	ug/kg	21,000 U	33,000 U	4,200 U	4,300 U	4,500 U
Pentachlorophenol	ug/kg	42,000 UJ	67,000 UJ	8,100 U	8,700 U	8,700 U
Perylene	ug/kg	810 U	1,300 U	810 U	870 U	870 U
Phenanthrene	ug/kg	810 U	1,300 U	810 U	870 U	870 U
Phenol	ug/kg	21,000 U	33,000 U	4,200 U	4,300 U	4,500 U
Pyrene	ug/kg	810 U	1,300 U	810 U	870 U	870 U
Pyridine	ug/kg	81,000 U	130,000 U	17,000 U	17,000 U	18,000 U
Total HMW PAHs	ug/kg	810 U	1,300 U	810 U	870 U	870 U
Total LMW PAHs	ug/kg	810 U	1,300 U	810 U	870 U	870 U
Total PAHs	ug/kg	810 U	1,300 U	810 U	870 U	870 U

Table C-26
Lipid Normalized White Perch (Fillet) Analytical Results

Sample Name: / Date Analyzed:	Units	NB03FWPC-COMP12 05/04/16	NB03FWPN-COMP07 05/04/16	NB03FWPN-COMP08 05/02/16	NB03FWPN-COMP09 05/04/16	NB03FWPN-COMP10 05/02/16
Dioxins/Furans						
1,2,3,4,6,7,8-HpCDD	ng/kg	21.9 JBQ [2.58 JBQ]	38.1 JBQ	32.0 JB	39.1 JBQ	28.8 JBQ
1,2,3,4,6,7,8-HpCDF	ng/kg	128 JB [15.1 JB]	263 JB	134 JB	143 JB	175 JB
1,2,3,4,7,8,9-HpCDF	ng/kg	5.95 U [0.730 U]	12.4 U	4.67 JBQ	9.47 U	7.56 U
1,2,3,4,7,8-HxCDD	ng/kg	11.9 J [1.31 J]	19.3 JQ	18.0 JB	31.3 JQ	18.5 JB
1,2,3,4,7,8-HxCDF	ng/kg	145 J [14.2 J]	155 J	98.5 J	363 J	125 J
1,2,3,6,7,8-HxCDD	ng/kg	29.3 JBQ [3.94 JB]	37.5 JBQ	53.0 JBQ	73.2 JB	46.7 JB
1,2,3,6,7,8-HxCDF	ng/kg	85.8 J [7.68 J]	135 JQ	92.3 JB	163 J	93.1 JB
1,2,3,7,8,9-HxCDD	ng/kg	9.50 JQ [0.480 U]	12.2 JQ	10.9 JBQ	16.3 JQ	5.30 JBQ
1,2,3,7,8,9-HxCDF	ng/kg	8.92 JBQ [0.780 JBQ]	12.3 JB	7.07 JB	12.2 JBQ	10.2 JB
1,2,3,7,8-PCDD	ng/kg	60.6 JBQ [1.11 U]	87.8 JBQ	6.48 U	91.0 JB	8.65 U
1,2,3,7,8-PCDF	ng/kg	175 JBQ [16.8 JB]	263 JBQ	233 JB	214 JB	239 JB
2,3,4,6,7,8-HxCDF	ng/kg	16.1 JQ [1.67 JQ]	12.8 J	17.9 JBQ	30.9 JQ	18.3 JB
2,3,4,7,8-PCDF	ng/kg	276 JB [24.8 JB]	358 JB	252 JB	581 JB	316 JB
2,3,7,8-TCDD	ng/kg	1,090 B [93.6 B]	3,690 B	1,050 B	2,760 B	874 B
2,3,7,8-TCDF	ng/kg	253 C [24.0 C]	217 CQ	338 C	241 C	248 C
OCDD	ng/kg	37.9 JB [4.40 JB]	99.7 JBQ	56.2 JB	69.6 JBQ	51.9 JB
OCDF	ng/kg	11.6 JBQ [2.05 JBQ]	37.8 JBQ	8.62 JBQ	33.3 JBQ	18.4 JBQ
Butyltins						
Dibutyltin	ug/kg	110 UJ	220 UJ	100 UJ	160 UJ	150 UJ
Monobutyltin	ug/kg	1,700 UCN	3,600 UCN	1,500 UCN	2,500 UCN	2,300 UCN
Tetra-n-butyltin	ug/kg	130 U	290 U	130 U	220 U	190 U
Tributyltin	ug/kg	130 U	250 U	120 U	190 U	170 U
Aroclor PCBs						
Aroclor 1016	ug/kg	3,000 U [330 U]	6,100 U	550 U	4,600 U	820 U
Aroclor 1221	ug/kg	3,800 U [420 U]	7,800 U	710 U	5,800 U	1,000 U
Aroclor 1232	ug/kg	6,700 U [730 U]	14,000 U	1,200 U	10,000 U	1,800 U
Aroclor 1242	ug/kg	2,800 U [300 U]	5,600 U	510 U	4,200 U	750 U
Aroclor 1248	ug/kg	25,000 [2,500]	54,000	11,000	35,000	11,000
Aroclor 1254	ug/kg	26,000 J [2,900]	53,000	12,000	44,000	15,000
Aroclor 1260	ug/kg	14,000 [1,500 J]	29,000	3,300	25,000	4,700
Aroclor 1262	ug/kg	2,800 U [300 U]	5,600 U	510 U	4,200 U	750 U
Aroclor 1268	ug/kg	2,800 U [300 U]	5,600 U	510 U	4,200 U	750 U
Total Aroclor PCBs (Sum Of 7 Aroclors)	ug/kg	65,000 J [6,900 J]	140,000	26,000	110,000	30,000
Total Aroclor PCBs (Sum Of 9 Aroclors)	ug/kg	65,000 J [6,900 J]	140,000	26,000	110,000	30,000
Pesticides						
2,4'-DDD	pg/g	1,020,000	1,710,000	1,650,000 J	9,090,000 D [9,520,000 D]	308,000
2,4'-DDE	pg/g	433,000	1,100,000	435,000	1,860,000 [2,010,000]	197,000
2,4'-DDT	pg/g	52,500	85,100	209,000	253,000 [291,000]	11,800
4,4'-DDD	pg/g	4,560,000 D	6,310,000 D	4,630,000 D	43,500,000 D [49,700,000 D]	1,110,000
4,4'-DDE	pg/g	6,860,000 BD	14,100,000 BD	4,180,000 BD	28,500,000 BD [31,500,000 BD]	3,090,000 BD
4,4'-DDT	pg/g	320,000	425,000	792,000	1,510,000 [1,620,000]	68,400
Aldrin	pg/g	2,640 J	6,660	2,460 J	3,090 J [3,350 J]	1,530 J
Alpha BHC	pg/g	2,380 J	1,080 U	1,730 JB	3,700 J [4,410 J]	6,250 B
Alpha endosulfan	pg/g	4,780 U	9,730 U	4,420 U	7,270 U [7,270 U]	6,520 U

Table C-26
Lipid Normalized White Perch (Fillet) Analytical Results

Sample Name: / Date Analyzed:	Units	NB03FWPC-COMP12 05/04/16	NB03FWPN-COMP07 05/04/16	NB03FWPN-COMP08 05/02/16	NB03FWPN-COMP09 05/04/16	NB03FWPN-COMP10 05/02/16
Beta BHC	pg/g	2,430 J	1,880 U	2,620 JD	6,710 [6,800]	1,560 J
Beta endosulfan	pg/g	4,860 U	9,880 U	4,480 U	7,380 U [7,380 U]	6,630 U
cis-Chlordane	pg/g	1,390,000	3,710,000 D	1,310,000	2,230,000 [2,180,000]	685,000
cis-Nonachlor	pg/g	559,000	1,110,000	412,000	778,000 [853,000]	274,000
Delta BHC	pg/g	423 U	861 U	391 U	643 U [643 U]	577 U
Dieldrin	pg/g	467,000	1,020,000	553,000	824,000 [904,000]	307,000
Endosulfan sulfate	pg/g	5,280 U	10,700 U	4,870 U	8,010 U [8,010 U]	7,190 U
Endrin	pg/g	1,160 U	2,360 U	1,970 J	1,760 U [1,760 U]	1,510 J
Endrin aldehyde	pg/g	10,900 U	22,200 U	10,100 U	16,600 U [16,600 U]	14,900 U
Endrin ketone	pg/g	6,330 U	12,900 U	7,050 J	9,620 U [9,620 U]	8,640 U
Gamma BHC (Lindane)	pg/g	1,470 J	1,300 U	1,070 J	973 U [2,000 J]	874 U
Heptachlor	pg/g	677 J	5,510 U	1,120 J	4,110 U [2,350 J]	933 J
Heptachlor epoxide	pg/g	148,000	225,000	94,600	134,000 [144,000]	61,400
Hexachlorobenzene	pg/g	109,000 B	208,000 B	70,300 B	175,000 B [189,000 B]	64,200 B
Methoxychlor	pg/g	3,240 UJ	6,590 UJ	2,990 U	4,920 UJ [4,920 UJ]	4,420 U
Mirex	pg/g	22,800	25,300	11,800	22,200 [22,400]	107,000
Oxychlordane	pg/g	288,000	271,000	206,000	273,000 [306,000]	123,000
Trans-chlordane	pg/g	206,000	859,000	312,000	380,000 [406,000]	126,000
Trans-heptachlor epoxide	pg/g	1,420 U	2,880 U	1,310 U	2,150 U [2,150 U]	1,930 U
Trans-nonachlor	pg/g	1,480,000	2,710,000	1,030,000 B	2,340,000 [2,390,000]	672,000 B
Total Alpha + Gamma Chlordane	pg/g	1,600,000	4,570,000	1,620,000	2,610,000 [2,580,000]	811,000
Total DDT (2,4)	pg/g	1,500,000	2,900,000	2,290,000 J	11,200,000 [11,800,000]	516,000
Total DDT (4,4)	pg/g	11,700,000	20,800,000	9,600,000	73,500,000 [82,900,000]	4,270,000
Total DDT (2,4 & 4,4)	pg/g	13,200,000	23,700,000	11,900,000 J	84,700,000 [94,700,000]	4,780,000
PCB Congeners						
PCB-1	ng/kg	R [R]	R	R	6,050 B	2,420 B
PCB-2	ng/kg	287 U [31.9 U]	581 U	268 U	437 U	388 U
PCB-3	ng/kg	451 U [50.2 U]	914 U	421 U	686 U	R
PCB-4	ng/kg	63,800 [7,160]	67,800	77,700 B	62,900	36,300 B
PCB-5	ng/kg	356 J [49.5 J]	664 U	823 J	562 J	442 U
PCB-6	ng/kg	18,000 [2,040]	27,600	23,400	19,700 B	11,100
PCB-7	ng/kg	1,320 [181]	1,830	2,960	1,580	442 U
PCB-8	ng/kg	31,800 B [3,700 B]	44,700 B	66,400 B	39,100 B	24,900 B
PCB-9	ng/kg	2,480 [295]	4,070	4,560	3,410	1,930
PCB-10	ng/kg	6,520 [783]	4,580	8,230	5,050	3,170
PCB-11	ng/kg	1,390 U [155 U]	2,830 U	13,800 B	2,130 U	1,890 U
PCB-12/13	ng/kg	802 J [97.3 J]	1,580 U	1,580 J	1,620 J	1,050 U
PCB-14	ng/kg	328 U [36.5 U]	664 U	306 U	499 U	442 U
PCB-15	ng/kg	1,230 J [109 J]	1,330 U	2,640	999 U	R
PCB-16	ng/kg	76,400 B [8,580 B]	153,000 B	172,000 B	141,000 B	76,600 B
PCB-17	ng/kg	155,000 B [17,400 B]	285,000 B	300,000 BE	259,000 B	140,000 B
PCB-18/30	ng/kg	258,000 B [29,700 B]	459,000 B	494,000 BE	438,000 B	227,000 B
PCB-19	ng/kg	45,600 [5,540]	64,400	67,500	56,200	36,100
PCB-20/28	ng/kg	883,000 BE [98,200 BE]	1,350,000 BE	1,620,000 BE	1,300,000 BE	751,000 BE
PCB-21/33	ng/kg	113,000 [12,400]	198,000	242,000	166,000 B	98,000

Table C-26
Lipid Normalized White Perch (Fillet) Analytical Results

Sample Name: Date Analyzed:	Units	NB03FWPC-COMP12 05/04/16	NB03FWPN-COMP07 05/04/16	NB03FWPN-COMP08 05/02/16	NB03FWPN-COMP09 05/04/16	NB03FWPN-COMP10 05/02/16
PCB-22	ng/kg	133,000 [15,000]	251,000	258,000 BE	205,000 B	133,000 B
PCB-23	ng/kg	412 J [51.0 J]	756 J	754 J	822 J	388 U
PCB-24	ng/kg	410 U [45.7 U]	831 U	382 U	624 U	553 U
PCB-25	ng/kg	115,000 [13,500]	159,000	177,000	128,000	76,500
PCB-26/29	ng/kg	176,000 [20,900]	278,000	293,000	224,000	139,000
PCB-27	ng/kg	38,800 [4,370]	57,800	70,700	56,200	38,000
PCB-31	ng/kg	396,000 BE [44,500 BE]	507,000 BE	900,000 BE	480,000 BE	384,000 BE
PCB-32	ng/kg	169,000 [18,200]	305,000	242,000 BE	254,000 B	134,000 B
PCB-34	ng/kg	7,660 [867]	12,200	11,300	9,540	5,220
PCB-35	ng/kg	368 U [41.1 U]	747 U	344 U	562 U	498 U
PCB-36	ng/kg	328 U [36.5 U]	664 U	306 U	499 U	442 U
PCB-37	ng/kg	20,900 [2,310]	12,200	39,600	26,200 B	9,100
PCB-38	ng/kg	287 U [31.9 U]	1,470 J	1,470	4,220	980 J
PCB-39	ng/kg	4,000 [408]	6,590	7,140	7,730	3,270
PCB-40/71	ng/kg	487,000 [57,400]	927,000	838,000	954,000	447,000
PCB-41	ng/kg	23,400 [2,540]	59,000	61,500	61,800	27,800
PCB-42	ng/kg	321,000 [37,200]	666,000	558,000 E	649,000	302,000
PCB-43	ng/kg	49,600 [5,810]	90,000	84,600	91,900	41,100
PCB-44/47/65	ng/kg	1,280,000 B [150,000 BE]	2,510,000 B	2,430,000 E	2,630,000 E	1,190,000
PCB-45	ng/kg	95,000 [12,100]	176,000	162,000	203,000	86,400
PCB-46	ng/kg	39,900 [4,560]	75,800	70,300	73,800	33,100
PCB-48	ng/kg	165,000 [18,900]	322,000	318,000	313,000	147,000
PCB-49/69	ng/kg	1,030,000 BE [121,000 BE]	1,860,000 B	1,920,000 E	2,030,000 E	949,000
PCB-50/53	ng/kg	174,000 [20,400]	341,000	318,000	327,000	141,000
PCB-51	ng/kg	104,000 [10,800]	305,000	211,000	227,000	82,600
PCB-52	ng/kg	1,590,000 BE [186,000 BE]	2,590,000 BE	2,990,000 BE	2,950,000 BE	1,420,000 BE
PCB-54	ng/kg	5,430 [607]	17,800	9,540	8,970	3,680
PCB-55	ng/kg	7,730 [640]	8,530	11,400	12,200	4,470
PCB-56	ng/kg	345,000 [41,800]	580,000	598,000 E	549,000	297,000
PCB-57	ng/kg	6,790 [768]	10,700	13,200	11,100	6,420
PCB-58	ng/kg	7,730 [954]	12,300	12,500	11,700	7,200
PCB-60	ng/kg	140,000 [17,600]	259,000	303,000	280,000	185,000
PCB-61/70/74/76	ng/kg	2,000,000 E [237,000 E]	3,030,000	3,460,000 E	3,330,000 E	1,720,000
PCB-62/75	ng/kg	117,000 [14,000]	200,000	193,000	223,000	110,000
PCB-63	ng/kg	74,600 [8,770]	111,000	113,000	120,000	69,400
PCB-64	ng/kg	489,000 B [59,200 BE]	914,000 B	800,000 E	1,000,000 E	468,000
PCB-66	ng/kg	1,430,000 BE [169,000 BE]	2,220,000 BE	2,350,000 BE	2,660,000 BE	1,310,000 BE
PCB-67	ng/kg	32,800 [3,900]	58,000	62,200	53,000	28,200
PCB-68	ng/kg	22,600 [2,710]	35,300	37,800	34,800	20,300
PCB-72	ng/kg	32,700 [3,790]	45,800	51,400	51,100	29,400
PCB-73	ng/kg	5,130 [425]	9,970	10,800	9,330	5,150
PCB-77	ng/kg	72,800 [8,660]	79,500	116,000	99,900	61,300
PCB-78	ng/kg	656 U [73.0 U]	1,330 U	612 U	999 U	885 U
PCB-79	ng/kg	10,400 [1,360]	16,000	19,800	25,600	10,700
PCB-80	ng/kg	451 U [50.2 U]	914 U	421 U	686 U	609 U

Table C-26
Lipid Normalized White Perch (Fillet) Analytical Results

Sample Name: Date Analyzed:	Units	NB03FWPC-COMP12 05/04/16	NB03FWPN-COMP07 05/04/16	NB03FWPN-COMP08 05/02/16	NB03FWPN-COMP09 05/04/16	NB03FWPN-COMP10 05/02/16
PCB-81	ng/kg	2,990 [391]	3,860 J	4,630	1,120 U	2,820
PCB-82	ng/kg	74,000 [8,770]	181,000	155,000	192,000	90,500
PCB-83	ng/kg	R [R]	95,100	94,600	128,000	R
PCB-84	ng/kg	223,000 [26,200]	419,000	382,000	495,000	220,000
PCB-85/116/117	ng/kg	258,000 [31,200]	459,000	475,000	628,000	313,000
PCB-86/87/97/109/119/125	ng/kg	718,000 [85,700]	1,310,000	1,280,000	1,710,000	790,000
PCB-88	ng/kg	900 U [100 U]	1,830 U	838 U	1,370 U	1,220 U
PCB-89	ng/kg	12,300 [1,440]	25,100	23,000	28,700	10,400
PCB-90/101/113	ng/kg	1,370,000 B [163,000 B]	2,440,000 B	2,680,000 BE	3,300,000 BE	1,580,000 B
PCB-91	ng/kg	238,000 [27,900]	432,000	392,000	557,000	243,000
PCB-92	ng/kg	R [R]	473,000	505,000 E	R	R
PCB-93/100	ng/kg	54,100 [6,390]	158,000	108,000	170,000	55,700
PCB-94	ng/kg	13,500 [1,540]	33,600	27,800	34,800	12,300
PCB-95	ng/kg	842,000 E [103,000 E]	1,460,000 E	1,590,000 E	1,490,000 E	988,000 E
PCB-96	ng/kg	8,920 [991]	17,800	16,500	20,800	6,930
PCB-98/102	ng/kg	68,200 [8,010]	141,000	128,000	165,000	63,800
PCB-99	ng/kg	R [R]	1,590,000 E	1,860,000 E	2,380,000 E	1,300,000 E
PCB-103	ng/kg	28,700 [3,490]	62,200	51,500	71,900	28,500
PCB-104	ng/kg	2,930 [332]	14,200	6,620	9,150	2,610 J
PCB-105	ng/kg	473,000 [57,000 E]	725,000	764,000 E	990,000 E	528,000
PCB-106	ng/kg	697 U [77.6 U]	1,410 U	650 U	1,060 U	941 U
PCB-107	ng/kg	164,000 [20,200]	215,000	228,000	297,000	166,000
PCB-108/124	ng/kg	52,300 [6,480]	83,900	83,100	93,700	50,100
PCB-110/115	ng/kg	1,290,000 BE [156,000 BE]	2,270,000 BE	2,450,000 BE	3,270,000 BE	1,430,000 BE
PCB-111	ng/kg	2,480 [309]	3,240 J	3,720	4,340	2,930
PCB-112	ng/kg	R [R]	5,470	10,000	8,380	4,030
PCB-114	ng/kg	39,100 [4,710]	53,200	59,400	70,500	37,400
PCB-118	ng/kg	1,810,000 BE [223,000 BE]	2,530,000 BE	2,880,000 BE	3,470,000 BE	1,990,000 BE
PCB-120	ng/kg	12,100 [1,460]	15,300	17,100	22,300	14,800
PCB-121	ng/kg	1,530 J [184 J]	2,710 J	2,520	3,190	1,480 J
PCB-122	ng/kg	12,100 [1,470]	21,900	22,600	20,800	11,700
PCB-123	ng/kg	35,800 [4,590]	49,300	48,600	68,700	29,800
PCB-126	ng/kg	5,180 [528]	4,810	6,060	6,440	5,080
PCB-127	ng/kg	2,730 [351]	4,240	4,310	7,770	2,770
PCB-128/166	ng/kg	152,000 [18,600]	300,000	302,000	386,000	214,000
PCB-129/138/163	ng/kg	1,790,000 BE [223,000 BE]	2,830,000 B	3,050,000 E	4,200,000 E	2,220,000 E
PCB-130	ng/kg	R [R]	R	R	R	R
PCB-131	ng/kg	R [R]	R	R	R	R
PCB-132	ng/kg	R [R]	R	R	R	R
PCB-133	ng/kg	55,400 [6,330]	74,900	62,800	87,300	54,400
PCB-134	ng/kg	R [R]	R	R	R	R
PCB-135/151	ng/kg	422,000 [51,100]	768,000	755,000	1,100,000	442,000
PCB-136	ng/kg	95,800 [11,600]	192,000	182,000	248,000	93,800
PCB-137	ng/kg	79,500 [9,360]	111,000	141,000	R	82,500
PCB-139/140	ng/kg	R [R]	48,600	50,500	R	31,100

Table C-26
Lipid Normalized White Perch (Fillet) Analytical Results

Sample Name: Date Analyzed:	Units	NB03FWPC-COMP12 05/04/16	NB03FWPN-COMP07 05/04/16	NB03FWPN-COMP08 05/02/16	NB03FWPN-COMP09 05/04/16	NB03FWPN-COMP10 05/02/16
PCB-141	ng/kg	218,000 [27,200]	429,000	332,000	480,000 B	202,000
PCB-142	ng/kg	R [R]	R	R	R	R
PCB-143	ng/kg	R [R]	R	R	R	R
PCB-144	ng/kg	R [R]	R	R	125,000	R
PCB-145	ng/kg	656 U [73.0 U]	1,330 U	800 J	999 U	885 U
PCB-146	ng/kg	R [R]	R	R	R	R
PCB-147/149	ng/kg	950,000 B [120,000 BE]	1,810,000 B	1,820,000 BE	2,340,000 BE	1,060,000 B
PCB-148	ng/kg	6,690 [773]	10,700	10,400	19,000	7,500
PCB-150	ng/kg	5,180 [638]	11,500	9,620	17,600	6,050
PCB-152	ng/kg	1,260 J [161 J]	4,420	3,070	4,940	1,340 J
PCB-153/168	ng/kg	2,110,000 BE [259,000 BE]	2,920,000 BE	3,520,000 BE	4,440,000 BE	2,500,000 BE
PCB-154	ng/kg	50,800 [6,130]	79,000	80,800	119,000	60,900
PCB-155	ng/kg	10,500 [1,200]	33,100	15,200	33,200	11,800
PCB-156/157	ng/kg	188,000 [23,000]	256,000	285,000	371,000	208,000
PCB-158	ng/kg	126,000 [15,800]	215,000	215,000	308,000	155,000
PCB-159	ng/kg	573 U [63.9 U]	1,160 U	535 U	873 U	775 U
PCB-160	ng/kg	2,580 U [287 U]	5,240 U	2,410 U	3,940 U	3,490 U
PCB-161	ng/kg	R [R]	R	R	R	R
PCB-162	ng/kg	8,230 [1,160]	1,080 U	11,100	29,500	17,600
PCB-164	ng/kg	R [R]	127,000	142,000	R	87,700
PCB-165	ng/kg	R [R]	R	R	R	R
PCB-167	ng/kg	79,100 [9,820]	102,000	110,000	135,000	87,500
PCB-169	ng/kg	614 U [68.4 U]	1,250 U	574 U	937 U	830 U
PCB-170	ng/kg	318,000 [41,700]	575,000	432,000	718,000	348,000
PCB-171/173	ng/kg	R [R]	R	R	R	R
PCB-172	ng/kg	70,900 [9,270]	119,000	90,800	R	R
PCB-174	ng/kg	R [R]	R	R	R	R
PCB-175	ng/kg	15,500 [2,020]	R	R	R	R
PCB-176	ng/kg	19,200 [2,540]	46,100	37,700	54,100	21,300
PCB-177	ng/kg	R [R]	R	R	R	R
PCB-178	ng/kg	97,500 [12,600]	168,000	R	R	125,000
PCB-179	ng/kg	75,300 [9,910]	173,000	133,000	194,000	91,900
PCB-180/193	ng/kg	983,000 E [130,000 E]	1,650,000	1,250,000 E	2,150,000 E	1,090,000
PCB-181	ng/kg	R [R]	R	R	R	R
PCB-182	ng/kg	R [R]	R	R	R	R
PCB-183/185	ng/kg	R [R]	R	R	R	R
PCB-184	ng/kg	1,680 J [161 J]	2,540 J	2,680	3,140	1,950 J
PCB-186	ng/kg	614 U [68.4 U]	1,250 U	574 U	937 U	830 U
PCB-187	ng/kg	R [R]	R	R	R	R
PCB-188	ng/kg	R [R]	5,690	4,560	7,370	5,770
PCB-189	ng/kg	13,900 [1,800]	R	18,700	R	R
PCB-190	ng/kg	75,500 [10,000]	132,000	93,800	163,000	77,200
PCB-191	ng/kg	13,800 [1,840]	26,100	17,900	33,300	16,500
PCB-192	ng/kg	533 U [59.4 U]	R	497 U	R	R
PCB-194	ng/kg	194,000 [24,300]	317,000	192,000	363,000	203,000

Table C-26
Lipid Normalized White Perch (Fillet) Analytical Results

Sample Name: / Date Analyzed:	Units	NB03FWPC-COMP12 05/04/16	NB03FWPN-COMP07 05/04/16	NB03FWPN-COMP08 05/02/16	NB03FWPN-COMP09 05/04/16	NB03FWPN-COMP10 05/02/16
PCB-195	ng/kg	61,400 [7,710]	112,000	72,000	129,000	62,700
PCB-196	ng/kg	86,700 [11,000]	158,000	100,000	205,000	102,000
PCB-197/200	ng/kg	R [R]	R	R	R	R
PCB-198/199	ng/kg	230,000 [29,000]	388,000	281,000	466,000	258,000
PCB-201	ng/kg	25,500 [2,890]	39,300	32,800	45,800	35,100
PCB-202	ng/kg	85,000 [10,300]	120,000	96,900	146,000	130,000
PCB-203	ng/kg	172,000 [21,500]	273,000	197,000	347,000	197,000
PCB-204	ng/kg	858 U [95.4 U]	1,750 U	800 U	1,320 U	1,160 U
PCB-205	ng/kg	8,420 [1,040]	13,500	8,770	15,100	7,970
PCB-206	ng/kg	R [R]	158,000	R	181,000	R
PCB-207	ng/kg	14,300 [1,420]	15,400	12,900	18,500	14,200
PCB-208	ng/kg	R [R]	51,500	44,900	61,000	R
PCB-209	ng/kg	90,000 [10,800]	72,200	65,800	98,400	58,300
Total PCB Congeners (209)	ng/kg	29,700,000 J [3,580,000 J]	52,000,000 J	53,900,000 J	62,500,000 J	31,900,000 J
Semivolatiles						
1,2,4,5-Tetrachlorobenzene	ug/kg	28,000 U [3,000 U]	56,000 U	5,200 U	42,000 U	7,600 U
1,2-Diphenylhydrazine	ug/kg	28,000 U [3,000 U]	56,000 U	5,200 U	42,000 U	7,600 U
1-Methylnaphthalene	ug/kg	1,100 U [120 U]	2,200 U	1,000 U	1,600 U	1,500 U
2,3,4,6-Tetrachlorophenol	ug/kg	110,000 U [12,000 U]	220,000 U	21,000 U	160,000 U	31,000 U
2,4,5-Trichlorophenol	ug/kg	28,000 U [3,000 U]	56,000 U	5,200 U	42,000 U	7,600 U
2,4,6-Trichlorophenol	ug/kg	28,000 U [3,000 U]	56,000 U	5,200 U	42,000 U	7,600 U
2,4-Dichlorophenol	ug/kg	28,000 U [3,000 U]	56,000 U	5,200 U	42,000 U	7,600 U
2,4-Dimethylphenol	ug/kg	28,000 U [3,000 U]	56,000 U	5,200 U	42,000 U	7,600 U
2,4-Dinitrophenol	ug/kg	490,000 U [54,000 U]	1,000,000 U	92,000 U	760,000 U	140,000 U
2,4-Dinitrotoluene	ug/kg	110,000 U [12,000 U]	220,000 U	21,000 U	160,000 U	31,000 U
2,6-Dinitrotoluene	ug/kg	28,000 U [3,000 U]	56,000 U	5,200 U	42,000 U	7,600 U
2-Chloronaphthalene	ug/kg	11,000 U [1,200 U]	22,000 U	2,100 U	16,000 U	3,100 U
2-Chlorophenol	ug/kg	28,000 U [3,000 U]	56,000 U	5,200 U	42,000 U	7,600 U
2-Methylnaphthalene	ug/kg	1,100 U [120 U]	2,200 U	1,000 U	1,600 U	1,500 U
2-Methylphenol (o-cresol)	ug/kg	28,000 U [3,000 U]	56,000 U	5,200 U	42,000 U	7,600 U
2-Nitroaniline	ug/kg	28,000 U [3,000 U]	56,000 U	5,200 U	42,000 U	7,600 U
2-Nitrophenol	ug/kg	28,000 U [3,000 U]	56,000 U	5,200 U	42,000 U	7,600 U
3,3'-Dichlorobenzidine	ug/kg	170,000 U [18,000 U]	340,000 U	31,000 U	250,000 U	45,000 U
3-Nitroaniline	ug/kg	110,000 U [12,000 U]	220,000 U	21,000 U	160,000 U	31,000 U
4,6-Dinitro-2-methylphenol	ug/kg	280,000 U [30,000 U]	560,000 U	52,000 U	420,000 U	76,000 U
4-Bromophenyl phenyl ether	ug/kg	28,000 U [3,000 U]	56,000 U	5,200 U	42,000 U	7,600 U
4-Chloro-3-methylphenol	ug/kg	28,000 U [3,000 U]	56,000 U	5,200 U	42,000 U	7,600 U
4-Chloroaniline	ug/kg	54,000 U [6,100 U]	110,000 U	10,000 U	84,000 U	15,000 U
4-Chlorophenyl phenyl ether	ug/kg	28,000 U [3,000 U]	56,000 U	5,200 U	42,000 U	7,600 U
4-Methylphenol (p-cresol)	ug/kg	28,000 U [3,000 U]	56,000 U	5,200 U	42,000 U	7,600 U
4-Nitroaniline	ug/kg	110,000 U [12,000 U]	220,000 U	21,000 U	160,000 U	31,000 U
4-Nitrophenol	ug/kg	280,000 U [30,000 U]	560,000 U	52,000 U	420,000 U	76,000 U
Acenaphthene	ug/kg	1,100 U [120 U]	2,200 U	1,000 U	1,600 U	1,500 U
Acenaphthylene	ug/kg	1,100 U [120 U]	2,200 U	1,000 U	1,600 U	1,500 U
Acetophenone	ug/kg	28,000 U [3,000 U]	56,000 U	5,200 U	42,000 U	7,600 U

Table C-26
Lipid Normalized White Perch (Fillet) Analytical Results

Sample Name: / Date Analyzed:	Units	NB03FWPC-COMP12 05/04/16	NB03FWPN-COMP07 05/04/16	NB03FWPN-COMP08 05/02/16	NB03FWPN-COMP09 05/04/16	NB03FWPN-COMP10 05/02/16
Anthracene	ug/kg	1,100 U [120 U]	2,200 U	1,000 U	1,600 U	1,500 U
Atrazine	ug/kg	54,000 U [6,100 U]	110,000 U	10,000 UJ	84,000 U	15,000 UJ
Benzaldehyde	ug/kg	110,000 U [12,000 U]	220,000 U	21,000 UJ	160,000 U	31,000 UJ
Benzidine	ug/kg	410,000 U [45,000 U]	830,000 U	77,000 U	630,000 U	110,000 U
Benzo(a)anthracene	ug/kg	1,100 U [120 U]	2,200 U	1,000 U	1,600 U	1,500 U
Benzo(a)pyrene	ug/kg	1,100 U [120 U]	2,200 U	1,000 U	1,600 U	1,500 U
Benzo(b)fluoranthene	ug/kg	1,100 U [120 U]	2,200 U	1,000 U	1,600 U	1,500 U
Benzo(g,h,i)perylene	ug/kg	1,100 U [120 U]	2,200 U	1,000 U	1,600 U	1,500 U
Benzo(j)+(k)fluoranthene	ug/kg	1,100 U [120 U]	2,200 U	1,000 U	1,600 U	1,500 U
Benzo[e]pyrene	ug/kg	1,100 U [120 U]	2,200 U	1,000 U	1,600 U	1,500 U
Benzoic acid	ug/kg	280,000 U [30,000 U]	560,000 U	52,000 U	420,000 U	76,000 U
Benzyl butyl phthalate	ug/kg	110,000 U [12,000 U]	220,000 U	21,000 U	160,000 U	31,000 U
Biphenyl (diphenyl)	ug/kg	28,000 U [3,000 U]	56,000 U	5,200 U	42,000 U	7,600 U
Bis(2-chloroethoxy) methane	ug/kg	28,000 U [3,000 U]	56,000 U	5,200 U	42,000 U	7,600 U
Bis(2-chloroethyl) ether (2-Chloroethyl ether)	ug/kg	28,000 U [3,000 U]	56,000 U	5,200 U	42,000 U	7,600 U
Bis(2-chloroisopropyl) ether	ug/kg	28,000 UJ [3,000 UJ]	56,000 UJ	5,200 U	42,000 UJ	7,600 U
Bis(2-Ethylhexyl) phthalate	ug/kg	110,000 U [12,000 U]	220,000 U	21,000 U	160,000 U	31,000 U
C1-Chrysenes	ug/kg	1,100 U [120 U]	2,200 U	1,000 U	1,600 U	1,500 U
C1-Fluoranthenes/pyrenes	ug/kg	1,100 U [120 U]	2,200 U	1,000 U	1,600 U	1,500 U
C1-Fluorenes	ug/kg	1,100 U [120 U]	2,200 U	1,000 U	1,600 U	1,500 U
C1-Naphthalenes	ug/kg	1,100 U [120 U]	2,200 U	1,000 U	1,600 U	1,500 U
C1-Phenanthrene/anthracene	ug/kg	1,100 U [120 U]	2,200 U	1,000 U	1,600 U	1,500 U
C2-Chrysene	ug/kg	1,100 U [120 U]	2,200 U	1,000 U	1,600 U	1,500 U
C2-Fluoranthenes/pyrene	ug/kg	1,100 U [120 U]	2,200 U	1,000 U	1,600 U	1,500 U
C2-Fluorenes	ug/kg	1,100 U [120 U]	2,200 U	1,000 U	1,600 U	1,500 U
C2-Naphthalenes	ug/kg	1,100 U [120 U]	2,200 U	1,000 U	1,600 U	1,500 U
C2-Phenanthrene/anthracene	ug/kg	1,100 U [120 U]	2,200 U	1,000 U	1,600 U	1,500 U
C3-Chrysene	ug/kg	1,100 U [120 U]	2,200 U	1,000 U	1,600 U	1,500 U
C3-Fluoranthenes/pyrene	ug/kg	1,100 U [120 U]	2,200 U	1,000 U	1,600 U	1,500 U
C3-Fluorenes	ug/kg	1,100 U [120 U]	2,200 U	1,000 U	1,600 U	1,500 U
C3-Naphthalenes	ug/kg	1,100 U [120 U]	2,200 U	1,000 U	1,600 U	1,500 U
C3-Phenanthrene/anthracene	ug/kg	1,100 U [120 U]	2,200 U	1,000 U	1,600 U	1,500 U
C4-Chrysene	ug/kg	1,100 U [120 U]	2,200 U	1,000 U	1,600 U	1,500 U
C4-Naphthalenes	ug/kg	1,100 U [120 U]	2,200 U	1,000 U	1,600 U	1,500 U
C4-Phenanthrene/anthracene	ug/kg	1,100 U [120 U]	2,200 U	1,000 U	1,600 U	1,500 U
Caprolactam	ug/kg	54,000 U [6,100 U]	110,000 U	10,000 U	84,000 U	15,000 U
Carbazole	ug/kg	28,000 U [3,000 U]	56,000 U	5,200 U	42,000 U	7,600 U
Chrysene	ug/kg	1,100 U [120 U]	2,200 U	1,000 U	1,600 U	1,500 U
Dibenz(a,h)anthracene	ug/kg	1,100 U [120 U]	2,200 U	1,000 U	1,600 U	1,500 U
Dibenzofuran	ug/kg	28,000 U [3,000 U]	56,000 U	5,200 U	42,000 U	7,600 U
Diethyl phthalate	ug/kg	110,000 U [12,000 U]	220,000 U	21,000 U	160,000 U	31,000 U
Dimethyl phthalate	ug/kg	110,000 U [12,000 U]	220,000 U	21,000 U	160,000 U	31,000 U
Di-n-butyl phthalate	ug/kg	110,000 U [12,000 U]	220,000 U	21,000 U	160,000 U	31,000 U
Di-n-octylphthalate	ug/kg	110,000 U [12,000 U]	220,000 U	21,000 U	160,000 U	31,000 U
Fluoranthene	ug/kg	1,100 U [120 U]	2,200 U	1,000 U	1,600 U	1,500 U

Table C-26
Lipid Normalized White Perch (Fillet) Analytical Results

Sample Name: Date Analyzed:	Units	NB03FWPC-COMP12 05/04/16	NB03FWPN-COMP07 05/04/16	NB03FWPN-COMP08 05/02/16	NB03FWPN-COMP09 05/04/16	NB03FWPN-COMP10 05/02/16
Fluorene	ug/kg	1,100 U [120 U]	2,200 U	1,000 U	1,600 U	1,500 U
Hexachlorobutadiene	ug/kg	28,000 U [3,000 U]	56,000 U	5,200 U	42,000 U	7,600 U
Hexachlorocyclopentadiene	ug/kg	280,000 U [30,000 U]	560,000 U	52,000 U	420,000 U	76,000 U
Hexachloroethane	ug/kg	54,000 U [6,100 U]	110,000 U	10,000 U	84,000 U	15,000 U
Indeno(1,2,3-c,d)pyrene	ug/kg	1,100 U [120 U]	2,200 U	1,000 U	1,600 U	1,500 U
Isophorone	ug/kg	28,000 U [3,000 U]	56,000 U	5,200 U	42,000 U	7,600 U
Naphthalene	ug/kg	1,100 U [120 U]	2,200 U	1,000 U	1,600 U	1,500 U
Nitrobenzene	ug/kg	28,000 U [3,000 U]	56,000 U	5,200 U	42,000 U	7,600 U
N-Nitrosodi-n-propylamine	ug/kg	28,000 U [3,000 U]	56,000 U	5,200 U	42,000 U	7,600 U
N-Nitrosodiphenylamine	ug/kg	28,000 U [3,000 U]	56,000 U	5,200 U	42,000 U	7,600 U
Pentachlorophenol	ug/kg	54,000 UJ [6,100 UJ]	110,000 UJ	10,000 U	84,000 UJ	15,000 U
Perylene	ug/kg	1,100 U [120 U]	2,200 U	1,000 U	1,600 U	1,500 U
Phenanthrene	ug/kg	1,100 U [120 U]	2,200 U	1,000 U	1,600 U	1,500 U
Phenol	ug/kg	28,000 U [3,000 U]	56,000 U	5,200 U	42,000 U	7,600 U
Pyrene	ug/kg	1,100 U [120 U]	2,200 U	1,000 U	1,600 U	1,500 U
Pyridine	ug/kg	110,000 U [12,000 U]	220,000 U	21,000 U	160,000 U	31,000 U
Total HMW PAHs	ug/kg	1,100 U [120 U]	2,200 U	1,000 U	1,700 U	1,500 U
Total LMW PAHs	ug/kg	1,100 U [120 U]	2,200 U	1,000 U	1,700 U	1,500 U
Total PAHs	ug/kg	1,100 U [120 U]	2,200 U	1,000 U	1,700 U	1,500 U

Table C-26
Lipid Normalized White Perch (Fillet) Analytical Results

Sample Name: / Date Analyzed:	Units	NB03FWPN-COMP11 05/02/16	NB03FWPN-COMP12 05/02/16	NB03FWPS-COMP07 05/04/16	NB03FWPS-COMP08 05/04/16	NB03FWPS-COMP09 05/04/16
Dioxins/Furans						
1,2,3,4,6,7,8-HpCDD	ng/kg	14.7 JB	17.0 JB [17.1 JB]	18.6 JBQ	21.9 JBQ	13.6 JBQ
1,2,3,4,6,7,8-HpCDF	ng/kg	167 JB	92.9 JB [60.5 JBQ]	107 JB	96.7 JB	42.6 JB
1,2,3,4,7,8,9-HpCDF	ng/kg	3.48 U	3.54 JBQ [3.79 U]	8.12 JBQ	7.59 U	2.90 U
1,2,3,4,7,8-HxCDD	ng/kg	10.1 JBQ	9.43 JBQ [6.00 JBQ]	14.3 J	11.7 JQ	8.29 JQ
1,2,3,4,7,8-HxCDF	ng/kg	70.6 J	179 J [94.2 J]	119 J	54.3 JQ	20.3 J
1,2,3,6,7,8-HxCDD	ng/kg	33.3 JB	26.2 JB [24.5 JB]	40.6 JBQ	53.8 JBQ	22.1 JBQ
1,2,3,6,7,8-HxCDF	ng/kg	66.1 JB	60.5 JB [38.4 JB]	72.5 J	58.4 J	52.9 JQ
1,2,3,7,8,9-HxCDD	ng/kg	8.33 JBQ	5.43 JBQ [7.21 JB]	5.22 U	10.6 J	5.05 JQ
1,2,3,7,8,9-HxCDF	ng/kg	4.27 JBQ	3.33 JBQ [4.21 JBQ]	5.04 JBQ	7.76 JB	4.68 JBQ
1,2,3,7,8-PCDD	ng/kg	5.29 U	3.98 U [3.72 U]	63.3 JBQ	13.2 U	35.1 JB
1,2,3,7,8-PCDF	ng/kg	156 JB	109 JB [95.3 JB]	199 JBQ	199 JB	81.0 JBQ
2,3,4,6,7,8-HxCDF	ng/kg	8.28 JB	12.8 JBQ [8.89 JB]	14.8 JQ	12.2 JQ	4.90 J
2,3,4,7,8-PCDF	ng/kg	203 JB	229 BC [154 JB]	300 JB	263 JB	76.7 JB
2,3,7,8-TCDD	ng/kg	444 B	838 B [1,040 B]	1,240 B	601 B	519 B
2,3,7,8-TCDF	ng/kg	163 C	203 C [212 C]	262 C	285 C	100 C
OCDD	ng/kg	42.9 JB	33.7 JBQ [24.1 JB]	64.3 JB	81.6 JBQ	27.5 JBQ
OCDF	ng/kg	6.44 JB	6.38 JBQ [6.58 JB]	17.6 JB	14.9 JB	2.89 JBQ
Butyltins						
Dibutyltin	ug/kg	72 UJ	62 UJ [68 UJ]	120 UJ	140 UJ [140 UJ]	62 UJ
Monobutyltin	ug/kg	1,100 UCN	1,000 UCN [1,100 UCN]	1,900 UCN	2,100 UCN [2,100 UCN]	950 UCN
Tetra-n-butyltin	ug/kg	94 U	81 U [89 U]	150 U	180 U [180 U]	81 U
Tributyltin	ug/kg	83 U	71 U [100 J]	140 U	160 U [160 U]	71 U
Aroclor PCBs						
Aroclor 1016	ug/kg	400 U	340 U [380 U]	3,300 U	3,800 U	1,700 U
Aroclor 1221	ug/kg	510 U	440 U [480 U]	4,200 U	4,800 U	2,200 U
Aroclor 1232	ug/kg	890 U	760 U [840 U]	7,300 U	8,300 U	3,800 U
Aroclor 1242	ug/kg	370 U	310 U [350 U]	3,000 U	3,400 U	1,600 U
Aroclor 1248	ug/kg	5,300 J	4,400 [6,800 J]	38,000	32,000	21,000
Aroclor 1254	ug/kg	6,100	4,600 [7,400]	35,000	35,000	20,000
Aroclor 1260	ug/kg	2,500	2,000 [2,900]	16,000 PJ	20,000 PJ	11,000 J
Aroclor 1262	ug/kg	370 U	310 U [350 U]	3,000 U	3,400 U	1,600 U
Aroclor 1268	ug/kg	370 U	310 U [350 U]	3,000 U	3,400 U	1,600 U
Total Aroclor PCBs (Sum Of 7 Aroclors)	ug/kg	14,000 J	11,000 [17,000 J]	90,000 J	88,000 J	52,000 J
Total Aroclor PCBs (Sum Of 9 Aroclors)	ug/kg	14,000 J	11,000 [17,000 J]	90,000 J	88,000 J	52,000 J
Pesticides						
2,4'-DDD	pg/g	3,530,000 D	1,840,000 D [2,300,000 D]	1,600,000	8,690,000 D	4,810,000 D
2,4'-DDE	pg/g	482,000	867,000 [1,120,000]	677,000	828,000	790,000
2,4'-DDT	pg/g	1,690,000 D	50,000 [63,200]	114,000	1,360,000	1,000,000
4,4'-DDD	pg/g	9,000,000 D	5,520,000 D [6,580,000 D]	6,070,000 D	21,000,000 D	12,100,000 D
4,4'-DDE	pg/g	5,370,000 BD	7,950,000 BD [9,580,000 BD]	9,450,000 BD	9,270,000 BD	6,430,000 BD
4,4'-DDT	pg/g	3,070,000 D	236,000 [310,000]	536,000	5,150,000 D	3,020,000 D
Aldrin	pg/g	872 J	886 J [1,150 J]	5,200	5,670	3,350
Alpha BHC	pg/g	10,900 B	1,700 JB [2,250 B]	3,120 J	4,080	2,390
Alpha endosulfan	pg/g	3,190 U	2,730 U [3,020 U]	5,220 U	5,980 U	2,730 U

Table C-26
Lipid Normalized White Perch (Fillet) Analytical Results

Sample Name: / Date Analyzed:	Units	NB03FWPN-COMP11 05/02/16	NB03FWPN-COMP12 05/02/16	NB03FWPS-COMP07 05/04/16	NB03FWPS-COMP08 05/04/16	NB03FWPS-COMP09 05/04/16
Beta BHC	pg/g	1,430 J	1,660 J [1,910 J]	3,080 J	3,280 J	2,340
Beta endosulfan	pg/g	3,240 U	2,780 U [3,070 U]	5,300 U	6,070 U	2,780 U
cis-Chlordane	pg/g	628,000	662,000 [811,000]	1,920,000	2,250,000	1,400,000 D
cis-Nonachlor	pg/g	272,000	241,000 [315,000]	676,000	955,000	466,000
Delta BHC	pg/g	265 J	207 J [272 J]	462 U	529 U	242 U
Dieldrin	pg/g	358,000	235,000 [296,000]	427,000	557,000	317,000
Endosulfan sulfate	pg/g	3,520 U	2,620 J [3,330 U]	5,750 U	6,590 U	3,010 U
Endrin	pg/g	1,650 J	1,120 J [732 U]	3,230 J	1,450 U	3,590
Endrin aldehyde	pg/g	7,280 U	6,240 U [6,890 U]	11,900 U	13,600 U	6,240 U
Endrin ketone	pg/g	4,220 U	3,620 U [4,000 U]	6,910 U	7,920 U	R
Gamma BHC (Lindane)	pg/g	1,120 J	1,120 J [1,330 J]	699 U	2,150 J	1,030 J
Heptachlor	pg/g	1,810 U	1,550 U [1,710 U]	2,650 J	3,390 U	1,040 J
Heptachlor epoxide	pg/g	84,400	49,000 [60,500]	155,000	236,000	135,000
Hexachlorobenzene	pg/g	45,700 B	64,800 B [78,400 B]	122,000 B	73,800 B	68,100 B
Methoxychlor	pg/g	2,160 U	1,850 U [2,050 U]	3,540 UJ	4,050 UJ	1,850 UJ
Mirex	pg/g	10,700	4,670 [5,630]	23,500	38,800	24,800
Oxychlordane	pg/g	200,000	168,000 [209,000]	245,000	354,000	156,000
Trans-chlordane	pg/g	97,800	127,000 [161,000]	413,000	406,000	335,000
Trans-heptachlor epoxide	pg/g	944 U	810 U [895 U]	1,550 U	1,770 U	810 U
Trans-nonachlor	pg/g	678,000 B	595,000 B [737,000 B]	2,110,000	2,310,000	1,200,000 D
Total Alpha + Gamma Chlordane	pg/g	726,000	789,000 [971,000]	2,330,000	2,660,000	1,730,000
Total DDT (2,4)	pg/g	5,700,000	2,750,000 [3,480,000]	2,390,000	10,900,000	6,600,000
Total DDT (4,4)	pg/g	17,400,000	13,700,000 [16,500,000]	16,100,000	35,500,000	21,600,000
Total DDT (2,4 & 4,4)	pg/g	23,100,000	16,500,000 [20,000,000]	18,500,000	46,300,000	28,200,000
PCB Congeners						
PCB-1	ng/kg	2,230 B	R [1,920 B]	R	R	R
PCB-2	ng/kg	192 U	159 U [183 U]	312 U	352 U	162 U
PCB-3	ng/kg	R	250 U [R]	490 U	553 U	254 U
PCB-4	ng/kg	28,800 B	32,500 B [35,300 B]	51,600	48,200	33,900
PCB-5	ng/kg	261 J	181 U [268 J]	419 J	402 U	185 U
PCB-6	ng/kg	9,440	6,570 [7,210]	18,900	20,300	9,430
PCB-7	ng/kg	772	686 [763]	1,370	1,740	824
PCB-8	ng/kg	19,800 B	19,100 B [21,200 B]	34,000 B	34,000 B	19,700 B
PCB-9	ng/kg	1,540	1,270 [1,410]	2,750	2,420	1,570
PCB-10	ng/kg	2,400	3,390 [3,920]	4,610	4,100	3,160
PCB-11	ng/kg	933 U	771 U [889 U]	1,520 U	1,710 U	786 U
PCB-12/13	ng/kg	522 U	629 J [626 J]	1,060 J	1,130 J	524 J
PCB-14	ng/kg	220 U	181 U [209 U]	356 U	402 U	185 U
PCB-15	ng/kg	R	838 J [R]	1,690 J	1,720 J	600 J
PCB-16	ng/kg	59,400 B	54,300 B [63,200 B]	106,000 B	67,100 B	52,400 B
PCB-17	ng/kg	118,000 B	105,000 B [121,000 B]	214,000 B	153,000 B	100,000 B
PCB-18/30	ng/kg	221,000 B	159,000 B [183,000 B]	348,000 B	251,000 B	166,000 B
PCB-19	ng/kg	25,600	30,000 [34,200]	45,600	36,700	29,000
PCB-20/28	ng/kg	628,000 BE	514,000 BE [600,000 BE]	1,080,000 BE	843,000 BE	411,000 BE
PCB-21/33	ng/kg	82,200	65,200 [74,700]	152,000	126,000	73,800

Table C-26
Lipid Normalized White Perch (Fillet) Analytical Results

Sample Name: / Date Analyzed:	Units	NB03FWPN-COMP11 05/02/16	NB03FWPN-COMP12 05/02/16	NB03FWPS-COMP07 05/04/16	NB03FWPS-COMP08 05/04/16	NB03FWPS-COMP09 05/04/16
PCB-22	ng/kg	97,200 B	82,400 B [94,700 B]	173,000	138,000	75,700
PCB-23	ng/kg	306 J	217 J [259 J]	485 J	435 J	292 J
PCB-24	ng/kg	275 U	227 U [262 U]	445 U	503 U	231 U
PCB-25	ng/kg	65,000	45,600 [53,200]	154,000	150,000	50,000
PCB-26/29	ng/kg	133,000	87,600 [101,000]	236,000	221,000	96,700
PCB-27	ng/kg	39,500	31,000 [36,100]	44,200	41,800	29,300
PCB-31	ng/kg	311,000 B	280,000 BE [320,000 BE]	466,000 BE	427,000 BE	194,000 BE
PCB-32	ng/kg	106,000 B	88,600 B [102,000 B]	205,000	156,000	96,700
PCB-34	ng/kg	3,830	3,360 [3,870]	10,400	9,010	3,220
PCB-35	ng/kg	247 U	204 U [235 U]	401 U	453 U	208 U
PCB-36	ng/kg	220 U	181 U [209 U]	356 U	402 U	185 U
PCB-37	ng/kg	7,720	14,300 [17,300]	18,200	16,700	7,860
PCB-38	ng/kg	678	490 [605]	1,300	880 J	519
PCB-39	ng/kg	2,490	1,740 [2,220]	4,780	4,070	2,110
PCB-40/71	ng/kg	376,000	277,000 [312,000]	722,000	549,000	303,000
PCB-41	ng/kg	25,300	15,100 [15,300]	43,000	31,000	20,300
PCB-42	ng/kg	252,000	175,000 [192,000]	507,000	372,000 E	201,000
PCB-43	ng/kg	35,400	28,200 [32,100]	69,300	50,700	29,800
PCB-44/47/65	ng/kg	1,090,000 E	848,000 E [932,000]	1,940,000 BE	1,460,000 B	867,000 BE
PCB-45	ng/kg	73,900	58,600 [62,600]	145,000	92,300	51,900
PCB-46	ng/kg	32,300	23,900 [26,600]	59,800	40,800	25,800
PCB-48	ng/kg	127,000	83,300 [90,500]	248,000	180,000	116,000
PCB-49/69	ng/kg	950,000 E	638,000 E [711,000 E]	1,560,000 BE	1,240,000 BE	724,000 BE
PCB-50/53	ng/kg	173,000	110,000 [126,000]	256,000	201,000	133,000
PCB-51	ng/kg	100,000	79,000 [94,200]	160,000	119,000	108,000
PCB-52	ng/kg	1,360,000 BE	910,000 BE [1,010,000 BE]	2,350,000 BE	1,800,000 BE	1,020,000 BE
PCB-54	ng/kg	3,660	4,470 [5,320]	8,430	5,590	5,860
PCB-55	ng/kg	3,190	3,290 [5,260]	8,210	9,240	4,670
PCB-56	ng/kg	233,000	179,000 [203,000]	485,000	411,000	198,000
PCB-57	ng/kg	5,610	4,410 [4,460]	10,700	9,240	4,530
PCB-58	ng/kg	4,800	4,070 [4,770]	10,900	7,840	3,370
PCB-60	ng/kg	156,000	91,000 [109,000]	181,000	149,000	90,500
PCB-61/70/74/76	ng/kg	1,560,000 E	1,040,000 [1,200,000 E]	2,630,000 E	2,180,000	1,050,000
PCB-62/75	ng/kg	93,300	74,300 [82,600]	169,000	122,000	71,000
PCB-63	ng/kg	61,700	42,400 [48,100]	93,600	79,800	41,200
PCB-64	ng/kg	411,000 E	259,000 [289,000]	736,000 BE	549,000 B	300,000 BE
PCB-66	ng/kg	1,180,000 BE	724,000 BE [821,000 BE]	1,900,000 BE	1,520,000 BE	724,000 BE
PCB-67	ng/kg	19,600	17,900 [20,900]	48,200	37,500	19,800
PCB-68	ng/kg	18,900	14,900 [16,600]	29,400	28,500	15,200
PCB-72	ng/kg	24,700	19,800 [22,300]	42,100	39,600	18,800
PCB-73	ng/kg	5,280	4,740 [5,120]	10,600	6,950	6,430
PCB-77	ng/kg	42,200	45,400 [50,200]	81,900	61,900	31,900
PCB-78	ng/kg	439 U	363 U [418 U]	713 U	805 U	370 U
PCB-79	ng/kg	8,440	6,000 [6,110]	14,700	12,600	7,950
PCB-80	ng/kg	302 U	250 U [288 U]	490 U	553 U	254 U

Table C-26
Lipid Normalized White Perch (Fillet) Analytical Results

Sample Name: / Date Analyzed:	Units	NB03FWPN-COMP11 05/02/16	NB03FWPN-COMP12 05/02/16	NB03FWPS-COMP07 05/04/16	NB03FWPS-COMP08 05/04/16	NB03FWPS-COMP09 05/04/16
PCB-81	ng/kg	2,110	1,690 [2,250]	3,230	2,200 J	1,110 J
PCB-82	ng/kg	75,000	37,200 [44,900]	131,000	98,200	74,300
PCB-83	ng/kg	R	28,600 [R]	117,000	R	47,600
PCB-84	ng/kg	185,000	113,000 [135,000]	352,000	250,000	161,000
PCB-85/116/117	ng/kg	262,000	150,000 [179,000]	384,000	301,000	200,000
PCB-86/87/97/109/119/125	ng/kg	672,000	381,000 [451,000]	1,070,000	883,000	590,000
PCB-88	ng/kg	606 U	500 U [574 U]	982 U	1,100 U	510 U
PCB-89	ng/kg	11,100	4,860 [5,740]	20,500	16,400	10,300
PCB-90/101/113	ng/kg	1,300,000 BE	762,000 B [921,000 B]	2,000,000 BE	1,670,000 B	1,180,000 BE
PCB-91	ng/kg	206,000	126,000 [150,000]	365,000	281,000	173,000
PCB-92	ng/kg	R	184,000 [R]	412,000	R	235,000
PCB-93/100	ng/kg	45,400	55,700 [65,800]	82,200	58,300	52,400
PCB-94	ng/kg	11,200	10,600 [12,800]	23,200	16,800	13,400
PCB-95	ng/kg	789,000 E	490,000 E [600,000 E]	1,120,000 E	994,000 E	590,000 E
PCB-96	ng/kg	6,220	5,380 [6,000]	14,600	9,330	6,710
PCB-98/102	ng/kg	58,900	44,500 [55,800]	112,000	86,600	60,000
PCB-99	ng/kg	1,030,000 E	705,000 E [837,000 E]	1,410,000 E	R	700,000 E
PCB-103	ng/kg	24,900	22,500 [26,900]	41,800	33,200	25,800
PCB-104	ng/kg	2,430	3,160 [3,870]	5,220	3,130	3,540
PCB-105	ng/kg	431,000 E	230,000 [273,000]	555,000 E	491,000	302,000 E
PCB-106	ng/kg	467 U	386 U [445 U]	757 U	855 U	393 U
PCB-107	ng/kg	139,000	81,400 [96,300]	178,000	166,000	94,800
PCB-108/124	ng/kg	41,700	23,800 [28,800]	67,800	59,400	36,700
PCB-110/115	ng/kg	1,250,000 BE	600,000 BE [721,000 BE]	1,960,000 BE	1,540,000 BE	1,020,000 BE
PCB-111	ng/kg	2,450	2,320 [2,710]	2,850	2,400 J	1,760
PCB-112	ng/kg	4,590	3,660 [3,910]	6,320	R	8,100
PCB-114	ng/kg	32,300	19,800 [22,300]	42,300	37,500	22,700
PCB-118	ng/kg	1,630,000 BE	938,000 BE [1,110,000 BE]	2,090,000 BE	1,770,000 BE	1,090,000 BE
PCB-120	ng/kg	10,600	9,050 [10,700]	13,600	11,900	7,140
PCB-121	ng/kg	1,410	1,650 [1,960]	1,900 J	1,740 J	1,180
PCB-122	ng/kg	8,330	5,520 [6,110]	18,700	15,200	8,570
PCB-123	ng/kg	28,200	18,200 [21,800]	46,900	37,900	22,300
PCB-126	ng/kg	3,640	2,340 [2,760]	4,580	3,440	2,380
PCB-127	ng/kg	2,210	1,540 [1,900]	3,410	2,740	2,140
PCB-128/166	ng/kg	171,000	98,600 [118,000]	214,000	183,000	146,000
PCB-129/138/163	ng/kg	1,910,000 E	1,150,000 E [1,410,000 E]	2,150,000 BE	1,810,000 BE	1,410,000 BE
PCB-130	ng/kg	R	R [R]	R	R	R
PCB-131	ng/kg	R	R [R]	R	R	R
PCB-132	ng/kg	R	R [R]	R	R	R
PCB-133	ng/kg	41,300	40,900 [47,100]	53,600	51,800	33,300
PCB-134	ng/kg	R	R [R]	R	R	R
PCB-135/151	ng/kg	348,000	259,000 [303,000]	583,000	472,000	366,000
PCB-136	ng/kg	76,700	51,400 [61,100]	143,000	110,000	86,700
PCB-137	ng/kg	72,800	48,100 [55,300]	92,700	77,000	54,300
PCB-139/140	ng/kg	26,700	19,700 [23,700]	36,100	R	22,400

Table C-26
Lipid Normalized White Perch (Fillet) Analytical Results

Sample Name: / Date Analyzed:	Units	NB03FWPN-COMP11 05/02/16	NB03FWPN-COMP12 05/02/16	NB03FWPS-COMP07 05/04/16	NB03FWPS-COMP08 05/04/16	NB03FWPS-COMP09 05/04/16
PCB-141	ng/kg	195,000	116,000 [137,000]	288,000	267,000	196,000
PCB-142	ng/kg	R	R [R]	R	R	R
PCB-143	ng/kg	R	R [R]	R	R	R
PCB-144	ng/kg	R	R [R]	R	R	R
PCB-145	ng/kg	439 U	363 U [418 U]	713 U	805 U	370 U
PCB-146	ng/kg	R	R [R]	R	R	R
PCB-147/149	ng/kg	856,000 BE	505,000 B [616,000 B]	1,260,000 BE	1,090,000 B	795,000 BE
PCB-148	ng/kg	4,930	7,520 [8,790]	8,050	6,230	5,050
PCB-150	ng/kg	3,790	3,810 [4,470]	7,440	5,540	3,950
PCB-152	ng/kg	856 J	1,490 [1,880]	2,370	1,530 J	1,540
PCB-153/168	ng/kg	2,170,000 BE	1,500,000 BE [1,730,000 BE]	2,280,000 BE	1,930,000 BE	1,460,000 BE
PCB-154	ng/kg	37,500	51,400 [58,900]	60,300	45,100	31,900
PCB-155	ng/kg	7,170	8,670 [9,740]	15,300	10,200	6,290
PCB-156/157	ng/kg	173,000	103,000 [123,000]	208,000	182,000	125,000
PCB-158	ng/kg	136,000	81,400 [97,400]	155,000	131,000	101,000
PCB-159	ng/kg	384 U	318 U [366 U]	624 U	704 U	324 U
PCB-160	ng/kg	1,730 U	1,430 U [1,650 U]	2,810 U	3,170 U	1,460 U
PCB-161	ng/kg	R	R [R]	R	R	R
PCB-162	ng/kg	10,300	5,330 [6,740]	8,220	6,950	5,860
PCB-164	ng/kg	73,900	41,000 [49,000]	101,000	R	63,800
PCB-165	ng/kg	R	R [R]	R	R	R
PCB-167	ng/kg	74,400	41,900 [50,300]	80,400	73,500	50,000
PCB-169	ng/kg	412 U	340 U [393 U]	668 U	755 U	347 U
PCB-170	ng/kg	341,000 E	190,000 [227,000]	338,000	314,000	223,000
PCB-171/173	ng/kg	R	R [R]	R	R	R
PCB-172	ng/kg	R	43,500 [R]	71,000	68,300	46,300
PCB-174	ng/kg	R	R [R]	R	R	R
PCB-175	ng/kg	R	R [R]	R	15,000	R
PCB-176	ng/kg	18,800	10,400 [12,500]	29,200	24,700	18,500
PCB-177	ng/kg	R	R [R]	R	R	R
PCB-178	ng/kg	96,100	R [90,500]	R	92,900	R
PCB-179	ng/kg	63,900	44,300 [55,300]	112,000	88,200	66,700
PCB-180/193	ng/kg	1,020,000 E	681 U [758,000 E]	964,000	920,000	633,000 E
PCB-181	ng/kg	R	R [R]	R	R	R
PCB-182	ng/kg	R	R [R]	R	R	R
PCB-183/185	ng/kg	R	R [R]	R	R	R
PCB-184	ng/kg	1,270 J	1,340 [1,610]	2,430	1,910 J	1,060 J
PCB-186	ng/kg	412 U	340 U [393 U]	668 U	755 U	347 U
PCB-187	ng/kg	R	R [R]	R	R	R
PCB-188	ng/kg	2,910	3,740 [4,590]	3,760	R	1,890
PCB-189	ng/kg	R	8,520 [R]	14,500	13,900	9,380
PCB-190	ng/kg	73,300	48,600 [57,400]	78,800	70,100	52,900
PCB-191	ng/kg	15,300	9,570 [11,200]	14,100	12,900	9,290
PCB-192	ng/kg	R	295 U [R]	579 U	654 U	300 U
PCB-194	ng/kg	172,000	130,000 [145,000]	166,000	178,000	111,000

Table C-26
Lipid Normalized White Perch (Fillet) Analytical Results

Sample Name: / Date Analyzed:	Units	NB03FWPN-COMP11 05/02/16	NB03FWPN-COMP12 05/02/16	NB03FWPS-COMP07 05/04/16	NB03FWPS-COMP08 05/04/16	NB03FWPS-COMP09 05/04/16
PCB-195	ng/kg	59,400	42,000 [46,600]	56,900	59,500	40,300
PCB-196	ng/kg	90,600	73,800 [80,000]	77,900	76,500	51,900
PCB-197/200	ng/kg	R	R [R]	R	R	R
PCB-198/199	ng/kg	231,000	158,000 [173,000]	212,000	222,000	141,000
PCB-201	ng/kg	24,800	19,900 [21,900]	25,800	24,700	15,900
PCB-202	ng/kg	75,600	64,800 [74,200]	76,800	77,600	48,600
PCB-203	ng/kg	147,000	133,000 [144,000]	156,000	149,000	99,000
PCB-204	ng/kg	578 U	476 U [547 U]	936 U	1,050 U	486 U
PCB-205	ng/kg	6,890	4,900 [5,740]	7,690	7,780	5,380
PCB-206	ng/kg	R	R [R]	R	R	R
PCB-207	ng/kg	11,200	10,700 [11,500]	11,000	11,100	6,950
PCB-208	ng/kg	R	22,100 [R]	37,700	R	24,600
PCB-209	ng/kg	49,300	40,200 [47,300]	54,900	67,600	40,800
Total PCB Congeners (209)	ng/kg	27,500,000 J	17,700,000 J [21,100,000 J]	40,800,000 J	31,900,000 J	21,000,000 J
Semivolatiles						
1,2,4,5-Tetrachlorobenzene	ug/kg	3,700 U	3,200 U [3,500 U]	30,000 U	33,000 U	16,000 U
1,2-Diphenylhydrazine	ug/kg	3,700 U	3,200 U [3,500 U]	30,000 U	33,000 U	16,000 U
1-Methylnaphthalene	ug/kg	720 U	620 U [680 U]	1,200 U	1,400 U	620 U
2,3,4,6-Tetrachlorophenol	ug/kg	15,000 U	13,000 U [14,000 U]	120,000 U	140,000 U	62,000 U
2,4,5-Trichlorophenol	ug/kg	3,700 U	3,200 U [3,500 U]	30,000 U	33,000 U	16,000 U
2,4,6-Trichlorophenol	ug/kg	3,700 U	3,200 U [3,500 U]	30,000 U	33,000 U	16,000 U
2,4-Dichlorophenol	ug/kg	3,700 U	3,200 U [3,500 U]	30,000 U	33,000 U	16,000 U
2,4-Dimethylphenol	ug/kg	3,700 U	3,200 U [3,500 U]	30,000 U	33,000 U	16,000 U
2,4-Dinitrophenol	ug/kg	67,000 U	57,000 U [63,000 U]	550,000 U	600,000 U	280,000 U
2,4-Dinitrotoluene	ug/kg	15,000 U	13,000 U [14,000 U]	120,000 U	140,000 U	62,000 U
2,6-Dinitrotoluene	ug/kg	3,700 U	3,200 U [3,500 U]	30,000 U	33,000 U	16,000 U
2-Chloronaphthalene	ug/kg	1,500 U	1,300 U [1,400 U]	12,000 U	14,000 U	6,200 U
2-Chlorophenol	ug/kg	3,700 U	3,200 U [3,500 U]	30,000 U	33,000 U	16,000 U
2-Methylnaphthalene	ug/kg	720 U	620 U [680 U]	1,200 U	1,400 U	620 U
2-Methylphenol (o-cresol)	ug/kg	3,700 U	3,200 U [3,500 U]	30,000 U	33,000 U	16,000 U
2-Nitroaniline	ug/kg	3,700 U	3,200 U [3,500 U]	30,000 U	33,000 U	16,000 U
2-Nitrophenol	ug/kg	3,700 U	3,200 U [3,500 U]	30,000 U	33,000 U	16,000 U
3,3'-Dichlorobenzidine	ug/kg	22,000 U	19,000 U [21,000 U]	180,000 U	200,000 U	95,000 U
3-Nitroaniline	ug/kg	15,000 U	13,000 U [14,000 U]	120,000 U	140,000 U	62,000 U
4,6-Dinitro-2-methylphenol	ug/kg	37,000 U	32,000 U [35,000 U]	300,000 U	330,000 U	160,000 U
4-Bromophenyl phenyl ether	ug/kg	3,700 U	3,200 U [3,500 U]	30,000 U	33,000 U	16,000 U
4-Chloro-3-methylphenol	ug/kg	3,700 U	3,200 U [3,500 U]	30,000 U	33,000 U	16,000 U
4-Chloroaniline	ug/kg	7,200 U	6,200 U [6,800 U]	61,000 U	68,000 U	31,000 U
4-Chlorophenyl phenyl ether	ug/kg	3,700 U	3,200 U [3,500 U]	30,000 U	33,000 U	16,000 U
4-Methylphenol (p-cresol)	ug/kg	3,700 U	3,200 U [3,500 U]	30,000 U	33,000 U	16,000 U
4-Nitroaniline	ug/kg	15,000 U	13,000 U [14,000 U]	120,000 U	140,000 U	62,000 U
4-Nitrophenol	ug/kg	37,000 U	32,000 U [35,000 U]	300,000 U	330,000 U	160,000 U
Acenaphthene	ug/kg	720 U	620 U [680 U]	1,200 U	1,400 U	620 U
Acenaphthylene	ug/kg	720 U	620 U [680 U]	1,200 U	1,400 U	620 U
Acetophenone	ug/kg	3,700 U	3,200 U [3,500 U]	30,000 U	33,000 U	16,000 U

Table C-26
Lipid Normalized White Perch (Fillet) Analytical Results

Sample Name: / Date Analyzed:	Units	NB03FWPN-COMP11 05/02/16	NB03FWPN-COMP12 05/02/16	NB03FWPS-COMP07 05/04/16	NB03FWPS-COMP08 05/04/16	NB03FWPS-COMP09 05/04/16
Anthracene	ug/kg	720 U	620 U [680 U]	1,200 U	1,400 U	620 U
Atrazine	ug/kg	7,200 UJ	6,200 UJ [6,800 UJ]	61,000 U	68,000 U	31,000 U
Benzaldehyde	ug/kg	15,000 UJ	13,000 UJ [14,000 UJ]	120,000 U	140,000 U	62,000 U
Benzidine	ug/kg	56,000 U	48,000 U [53,000 U]	450,000 U	510,000 U	230,000 U
Benzo(a)anthracene	ug/kg	720 U	620 U [680 U]	1,200 U	1,400 U	620 U
Benzo(a)pyrene	ug/kg	720 U	620 U [680 U]	1,200 U	1,400 U	620 U
Benzo(b)fluoranthene	ug/kg	720 U	620 U [680 U]	1,200 U	1,400 U	620 U
Benzo(g,h,i)perylene	ug/kg	720 U	620 U [680 U]	1,200 U	1,400 U	620 U
Benzo(j)+(k)fluoranthene	ug/kg	720 U	620 U [680 U]	1,200 U	1,400 U	620 U
Benzo[e]pyrene	ug/kg	720 U	620 U [680 U]	1,200 U	1,400 U	620 U
Benzoic acid	ug/kg	37,000 U	32,000 U [35,000 U]	300,000 U	330,000 U	160,000 U
Benzyl butyl phthalate	ug/kg	15,000 U	13,000 U [14,000 U]	120,000 U	140,000 U	62,000 U
Biphenyl (diphenyl)	ug/kg	3,700 U	3,200 U [3,500 U]	30,000 U	33,000 U	16,000 U
Bis(2-chloroethoxy) methane	ug/kg	3,700 U	3,200 U [3,500 U]	30,000 U	33,000 U	16,000 U
Bis(2-chloroethyl) ether (2-Chloroethyl ether)	ug/kg	3,700 U	3,200 U [3,500 U]	30,000 U	33,000 U	16,000 U
Bis(2-chloroisopropyl) ether	ug/kg	3,700 U	3,200 U [3,500 U]	30,000 UJ	33,000 UJ	16,000 UJ
Bis(2-Ethylhexyl) phthalate	ug/kg	15,000 U	13,000 U [14,000 U]	120,000 U	140,000 U	62,000 U
C1-Chrysenes	ug/kg	720 U	620 U [680 U]	1,200 U	1,400 U	620 U
C1-Fluoranthenes/pyrenes	ug/kg	720 U	620 U [680 U]	1,200 U	1,400 U	620 U
C1-Fluorenes	ug/kg	720 U	620 U [680 U]	1,200 U	1,400 U	620 U
C1-Naphthalenes	ug/kg	720 U	620 U [680 U]	1,200 U	1,400 U	620 U
C1-Phenanthrene/anthracene	ug/kg	720 U	620 U [680 U]	1,200 U	1,400 U	620 U
C2-Chrysene	ug/kg	720 U	620 U [680 U]	1,200 U	1,400 U	620 U
C2-Fluoranthenes/pyrene	ug/kg	720 U	620 U [680 U]	1,200 U	1,400 U	620 U
C2-Fluorenes	ug/kg	720 U	620 U [680 U]	1,200 U	1,400 U	620 U
C2-Naphthalenes	ug/kg	720 U	620 U [680 U]	1,200 U	1,400 U	620 U
C2-Phenanthrene/anthracene	ug/kg	720 U	620 U [680 U]	1,200 U	1,400 U	620 U
C3-Chrysene	ug/kg	720 U	620 U [680 U]	1,200 U	1,400 U	620 U
C3-Fluoranthenes/pyrene	ug/kg	720 U	620 U [680 U]	1,200 U	1,400 U	620 U
C3-Fluorenes	ug/kg	720 U	620 U [680 U]	1,200 U	1,400 U	620 U
C3-Naphthalenes	ug/kg	720 U	620 U [680 U]	1,200 U	1,400 U	620 U
C3-Phenanthrene/anthracene	ug/kg	720 U	620 U [680 U]	1,200 U	1,400 U	620 U
C4-Chrysene	ug/kg	720 U	620 U [680 U]	1,200 U	1,400 U	620 U
C4-Naphthalenes	ug/kg	720 U	620 U [680 U]	1,200 U	1,400 U	620 U
C4-Phenanthrene/anthracene	ug/kg	720 U	620 U [680 U]	1,200 U	1,400 U	620 U
Caprolactam	ug/kg	7,200 U	6,200 U [6,800 U]	61,000 U	68,000 U	31,000 U
Carbazole	ug/kg	3,700 U	3,200 U [3,500 U]	30,000 U	33,000 U	16,000 U
Chrysene	ug/kg	720 U	620 U [680 U]	1,200 U	1,400 U	620 U
Dibenz(a,h)anthracene	ug/kg	720 U	620 U [680 U]	1,200 U	1,400 U	620 U
Dibenzofuran	ug/kg	3,700 U	3,200 U [3,500 U]	30,000 U	33,000 U	16,000 U
Diethyl phthalate	ug/kg	15,000 U	13,000 U [14,000 U]	120,000 U	140,000 U	62,000 U
Dimethyl phthalate	ug/kg	15,000 U	13,000 U [14,000 U]	120,000 U	140,000 U	62,000 U
Di-n-butyl phthalate	ug/kg	15,000 U	13,000 U [14,000 U]	120,000 U	140,000 U	62,000 U
Di-n-octylphthalate	ug/kg	15,000 U	13,000 U [14,000 U]	120,000 U	140,000 U	62,000 U
Fluoranthene	ug/kg	720 U	620 U [680 U]	1,200 U	1,400 U	620 U

Table C-26
Lipid Normalized White Perch (Fillet) Analytical Results

Sample Name: / Date Analyzed:	Units	NB03FWPN-COMP11 05/02/16	NB03FWPN-COMP12 05/02/16	NB03FWPS-COMP07 05/04/16	NB03FWPS-COMP08 05/04/16	NB03FWPS-COMP09 05/04/16
Fluorene	ug/kg	720 U	620 U [680 U]	1,200 U	1,400 U	620 U
Hexachlorobutadiene	ug/kg	3,700 U	3,200 U [3,500 U]	30,000 U	33,000 U	16,000 U
Hexachlorocyclopentadiene	ug/kg	37,000 U	32,000 U [35,000 U]	300,000 U	330,000 U	160,000 U
Hexachloroethane	ug/kg	7,200 U	6,200 U [6,800 U]	61,000 U	68,000 U	31,000 U
Indeno(1,2,3-c,d)pyrene	ug/kg	720 U	620 U [680 U]	1,200 U	1,400 U	620 U
Isophorone	ug/kg	3,700 U	3,200 J [3,500 U]	30,000 U	33,000 U	16,000 U
Naphthalene	ug/kg	720 U	620 U [680 U]	1,200 U	1,400 U	620 U
Nitrobenzene	ug/kg	3,700 U	3,200 U [3,500 U]	30,000 U	33,000 U	16,000 U
N-Nitrosodi-n-propylamine	ug/kg	3,700 U	3,200 U [3,500 U]	30,000 U	33,000 U	16,000 U
N-Nitrosodiphenylamine	ug/kg	3,700 U	3,200 U [3,500 U]	30,000 U	33,000 U	16,000 U
Pentachlorophenol	ug/kg	7,200 U	6,200 U [6,800 U]	61,000 UJ	68,000 UJ	31,000 UJ
Perylene	ug/kg	720 U	620 U [680 U]	1,200 U	1,400 U	620 U
Phenanthrene	ug/kg	720 U	620 U [680 U]	1,200 U	1,400 U	620 U
Phenol	ug/kg	3,700 U	3,200 U [3,500 U]	30,000 U	33,000 U	16,000 U
Pyrene	ug/kg	720 U	620 U [680 U]	1,200 U	1,400 U	620 U
Pyridine	ug/kg	15,000 U	13,000 U [14,000 U]	120,000 U	140,000 U	62,000 U
Total HMW PAHs	ug/kg	720 U	620 U [680 U]	1,200 U	1,400 U	620 U
Total LMW PAHs	ug/kg	720 U	620 U [680 U]	1,200 U	1,400 U	620 U
Total PAHs	ug/kg	720 U	620 U [680 U]	1,200 U	1,400 U	620 U

Table C-26
Lipid Normalized White Perch (Fillet) Analytical Results

Sample Name: / Date Analyzed:	Units	NB03FWPS-COMP10 05/02/16	NB03FWPS-COMP11 05/04/16	NB03FWPS-COMP12 05/02/16
Dioxins/Furans				
1,2,3,4,6,7,8-HpCDD	ng/kg	22.2 JB	22.9 JBQ	19.7 JB
1,2,3,4,6,7,8-HpCDF	ng/kg	85.6 JB	35.5 JB	63.3 JB
1,2,3,4,7,8,9-HpCDF	ng/kg	3.12 U	4.22 U	3.65 JBQ
1,2,3,4,7,8-HxCDD	ng/kg	15.6 JB	4.34 J	14.0 JB
1,2,3,4,7,8-HxCDF	ng/kg	27.4 JQ	20.1 J	43.7 JQ
1,2,3,6,7,8-HxCDD	ng/kg	36.6 JBQ	30.1 JBQ	34.3 JBQ
1,2,3,6,7,8-HxCDF	ng/kg	53.6 JB	28.4 JQ	36.3 JB
1,2,3,7,8,9-HxCDD	ng/kg	7.92 JB	8.13 JQ	7.30 JBQ
1,2,3,7,8,9-HxCDF	ng/kg	5.72 JBQ	5.25 JBQ	3.44 JBQ
1,2,3,7,8-PCDD	ng/kg	3.82 U	8.56 U	2.39 U
1,2,3,7,8-PCDF	ng/kg	197 JB	133 JB	137 JB
2,3,4,6,7,8-HxCDF	ng/kg	9.12 JB	11.8 J	7.78 JB
2,3,4,7,8-PCDF	ng/kg	123 JB	104 JBQ	110 JB
2,3,7,8-TCDD	ng/kg	588 B	90.0 JQB	266 B
2,3,7,8-TCDF	ng/kg	256 C	246 C	202 C
OCDD	ng/kg	60.4 JB	60.7 JBQ	48.9 JB
OCDF	ng/kg	7.12 JBQ	4.19 JBQ	6.89 JB
Butyltins				
Dibutyltin	ug/kg	52 UJ	81 UJ	48 UJ
Monobutyltin	ug/kg	800 UCN	1,300 UCN	740 UCN
Tetra-n-butyltin	ug/kg	68 U	100 U	63 U
Tributyltin	ug/kg	60 U	94 U	56 U
Aroclor PCBs				
Aroclor 1016	ug/kg	1,400 U	450 U	810 U
Aroclor 1221	ug/kg	1,800 U	580 U	1,000 U
Aroclor 1232	ug/kg	3,200 U	1,000 U	1,800 U
Aroclor 1242	ug/kg	1,300 U	410 U	740 U
Aroclor 1248	ug/kg	8,000	8,800	13,000 J
Aroclor 1254	ug/kg	10,000 J	9,400	16,000
Aroclor 1260	ug/kg	5,600 JPN	5,600 PJN	6,300
Aroclor 1262	ug/kg	1,300 U	410 U	740 U
Aroclor 1268	ug/kg	1,300 U	410 U	740 U
Total Aroclor PCBs (Sum Of 7 Aroclors)	ug/kg	24,000 J	24,000 J	34,000 J
Total Aroclor PCBs (Sum Of 9 Aroclors)	ug/kg	24,000 J	24,000 J	34,000 J
Pesticides				
2,4'-DDD	pg/g	1,630,000 D	1,190,000	1,040,000 JD
2,4'-DDE	pg/g	371,000	250,000	233,000 J
2,4'-DDT	pg/g	468,000	111,000	89,600 J
4,4'-DDD	pg/g	4,440,000 D	3,270,000 D	2,860,000 JD
4,4'-DDE	pg/g	4,800,000 BD	2,840,000 BD	2,320,000 JBD
4,4'-DDT	pg/g	1,140,000 D	484,000	359,000 J
Aldrin	pg/g	1,180 J	2,210 J	881 J
Alpha BHC	pg/g	1,870 JB	400 U	2,360 B
Alpha endosulfan	pg/g	2,300 U	3,590 U	2,130 U

Table C-26
Lipid Normalized White Perch (Fillet) Analytical Results

Sample Name: / Date Analyzed:	Units	NB03FWPS-COMP10 05/02/16	NB03FWPS-COMP11 05/04/16	NB03FWPS-COMP12 05/02/16
Beta BHC	pg/g	1,310 J	2,180 J	1,490
Beta endosulfan	pg/g	2,330 U	3,640 U	2,160 U
cis-Chlordane	pg/g	680,000	800,000	467,000 J
cis-Nonachlor	pg/g	302,000 D	273,000	152,000 JD
Delta BHC	pg/g	185 J	318 U	188 U
Dieldrin	pg/g	269,000 D	330,000	223,000 JD
Endosulfan sulfate	pg/g	2,530 U	3,960 UJD	2,340 U
Endrin	pg/g	1,210 J	869 U	1,120 J
Endrin aldehyde	pg/g	5,240 U	8,190 U	4,850 U
Endrin ketone	pg/g	3,040 U	R	3,700 J
Gamma BHC (Lindane)	pg/g	724 J	481 U	804 J
Heptachlor	pg/g	548 J	1,490 J	1,200 U
Heptachlor epoxide	pg/g	66,000	88,800	55,200 J
Hexachlorobenzene	pg/g	35,600 B	31,400 B	27,400 B
Methoxychlor	pg/g	1,560 U	2,430 UJ	1,440 U
Mirex	pg/g	13,300	28,300	11,200
Oxychlordane	pg/g	181,000	164,000	124,000 J
Trans-chlordane	pg/g	139,000	136,000	84,100 J
Trans-heptachlor epoxide	pg/g	680 U	1,060 U	630 U
Trans-nonachlor	pg/g	764,000 B	813,000	504,000 JB
Total Alpha + Gamma Chlordane	pg/g	819,000	936,000	551,000 J
Total DDT (2,4)	pg/g	2,470,000	1,550,000	1,360,000 J
Total DDT (4,4)	pg/g	10,400,000	6,600,000	5,540,000 J
Total DDT (2,4 & 4,4)	pg/g	12,900,000	8,140,000	6,900,000 J
PCB Congeners				
PCB-1	ng/kg	R	R	1,740 B
PCB-2	ng/kg	136 U	211 U	128 U
PCB-3	ng/kg	213 U	332 U	R
PCB-4	ng/kg	32,200 B	35,300 J	22,200 BJ
PCB-5	ng/kg	224 J	269 J	163 J
PCB-6	ng/kg	8,080	10,000 J	6,110
PCB-7	ng/kg	800	1,560	570
PCB-8	ng/kg	21,800 B	20,400 B	14,800 BJ
PCB-9	ng/kg	1,400	1,560	993
PCB-10	ng/kg	3,520	3,410	2,190
PCB-11	ng/kg	5,560 B	8,250 JB	5,520 B
PCB-12/13	ng/kg	636 J	994 J	552 J
PCB-14	ng/kg	155 U	241 U	147 U
PCB-15	ng/kg	1,030	1,870 J	R
PCB-16	ng/kg	55,200 B	37,300 JB	38,900 JB
PCB-17	ng/kg	110,000 B	76,300 JB	77,000 JB
PCB-18/30	ng/kg	171,000 B	123,000 JB	126,000 JB
PCB-19	ng/kg	24,900	30,300 J	17,100 J
PCB-20/28	ng/kg	572,000 BE	351,000 JB	415,000 JBE
PCB-21/33	ng/kg	80,000	51,000 J	57,800 J

Table C-26
Lipid Normalized White Perch (Fillet) Analytical Results

Sample Name: / Date Analyzed:	Units	NB03FWPS-COMP10 05/02/16	NB03FWPS-COMP11 05/04/16	NB03FWPS-COMP12 05/02/16
PCB-22	ng/kg	90,800 B	59,500 J	64,400 JB
PCB-23	ng/kg	294 J	289 J	216 J
PCB-24	ng/kg	194 U	302 U	183 U
PCB-25	ng/kg	58,000	47,200 J	45,600 J
PCB-26/29	ng/kg	101,000	85,000 J	81,100 J
PCB-27	ng/kg	29,100	26,100 J	21,100 J
PCB-31	ng/kg	327,000 BE	188,000 JBE	230,000 JBE
PCB-32	ng/kg	90,000 B	77,500 J	64,100 JB
PCB-34	ng/kg	3,680	3,120 J	3,000
PCB-35	ng/kg	174 U	272 U	165 U
PCB-36	ng/kg	155 U	241 U	147 U
PCB-37	ng/kg	13,200	13,700 J	12,600 J
PCB-38	ng/kg	604	211 U	459
PCB-39	ng/kg	2,560	1,610 J	2,210
PCB-40/71	ng/kg	344,000	190,000 J	245,000 J
PCB-41	ng/kg	21,600	12,400 J	13,700 J
PCB-42	ng/kg	239,000 E	124,000 J	164,000 J
PCB-43	ng/kg	35,000	19,200 J	24,500
PCB-44/47/65	ng/kg	1,040,000 E	529,000 JB	696,000 JE
PCB-45	ng/kg	62,800	41,500 J	48,500 J
PCB-46	ng/kg	27,400	17,700 J	20,500 J
PCB-48	ng/kg	128,000	59,900 J	94,100 J
PCB-49/69	ng/kg	824,000 E	428,000 JB	563,000 JE
PCB-50/53	ng/kg	129,000	82,500 J	94,100 J
PCB-51	ng/kg	87,600	39,900 J	53,300 J
PCB-52	ng/kg	1,260,000 BE	719,000 JBE	915,000 JBE
PCB-54	ng/kg	3,690	2,590 J	2,010
PCB-55	ng/kg	3,430	4,330 J	4,110 J
PCB-56	ng/kg	233,000 E	140,000 J	189,000 J
PCB-57	ng/kg	5,480	4,010 J	3,810
PCB-58	ng/kg	5,040	2,630 J	4,220
PCB-60	ng/kg	124,000	58,800 J	88,500 J
PCB-61/70/74/76	ng/kg	1,480,000 E	719,000 J	1,070,000 JE
PCB-62/75	ng/kg	86,800	47,800 J	62,600 J
PCB-63	ng/kg	54,000	33,100 J	40,700 J
PCB-64	ng/kg	366,000 E	190,000 JBE	248,000 JE
PCB-66	ng/kg	1,080,000 BE	463,000 JBE	759,000 JBE
PCB-67	ng/kg	23,000	12,500 J	16,900 J
PCB-68	ng/kg	17,400	11,400 J	12,300
PCB-72	ng/kg	23,400	16,100 J	18,100 J
PCB-73	ng/kg	4,680	4,120 J	3,250
PCB-77	ng/kg	44,800	33,100 J	37,800 J
PCB-78	ng/kg	310 U	483 U	293 U
PCB-79	ng/kg	7,720	4,310 J	6,110 J
PCB-80	ng/kg	213 U	332 U	201 U

Table C-26
Lipid Normalized White Perch (Fillet) Analytical Results

Sample Name: / Date Analyzed:	Units	NB03FWPS-COMP10 05/02/16	NB03FWPS-COMP11 05/04/16	NB03FWPS-COMP12 05/02/16
PCB-81	ng/kg	1,820	1,140 J	1,360
PCB-82	ng/kg	68,800	37,300 J	41,500 J
PCB-83	ng/kg	46,800	R	R
PCB-84	ng/kg	165,000	96,900 J	117,000 J
PCB-85/116/117	ng/kg	254,000	112,000 J	146,000 J
PCB-86/87/97/109/119/125	ng/kg	644,000	317,000 J	404,000 J
PCB-88	ng/kg	428 U	663 U	404 U
PCB-89	ng/kg	10,400	4,840 J	6,930
PCB-90/101/113	ng/kg	1,350,000 BE	631,000 JB	819,000 JBE
PCB-91	ng/kg	191,000	95,600 J	120,000 J
PCB-92	ng/kg	288,000 E	R	180,000 J
PCB-93/100	ng/kg	55,200	19,800 J	27,600
PCB-94	ng/kg	12,100	6,500 J	7,520
PCB-95	ng/kg	724,000 E	409,000 JE	522,000 JE
PCB-96	ng/kg	6,520	3,700 J	4,220
PCB-98/102	ng/kg	56,400	26,700 J	35,500
PCB-99	ng/kg	992,000 E	R	622,000 JE
PCB-103	ng/kg	27,000	12,100 J	14,900
PCB-104	ng/kg	2,630	994 J	1,310
PCB-105	ng/kg	375,000 E	207,000 J	249,000 JE
PCB-106	ng/kg	330 U	513 U	311 U
PCB-107	ng/kg	117,000	82,500 J	88,100 J
PCB-108/124	ng/kg	40,000	25,600 J	29,100
PCB-110/115	ng/kg	1,120,000 BE	584,000 JB	711,000 JBE
PCB-111	ng/kg	2,260	1,610	1,490
PCB-112	ng/kg	3,340	R	2,670
PCB-114	ng/kg	27,900	17,000 J	18,600 J
PCB-118	ng/kg	1,430,000 BE	825,000 JBE	985,000 JBE
PCB-120	ng/kg	9,760	6,560 J	6,930
PCB-121	ng/kg	1,450	881 J	833 J
PCB-122	ng/kg	8,560	5,430 J	7,110
PCB-123	ng/kg	29,600	13,400 J	18,000
PCB-126	ng/kg	2,630	2,280	2,160 J
PCB-127	ng/kg	2,260	938 J	1,850
PCB-128/166	ng/kg	159,000	76,900 J	87,800 J
PCB-129/138/163	ng/kg	1,640,000 E	969,000 JB	1,050,000 JE
PCB-130	ng/kg	R	R	R
PCB-131	ng/kg	R	R	R
PCB-132	ng/kg	R	R	R
PCB-133	ng/kg	36,400	34,600 J	26,900 J
PCB-134	ng/kg	R	R	R
PCB-135/151	ng/kg	394,000	274,000 J	247,000 J
PCB-136	ng/kg	79,600	49,300 J	53,300 J
PCB-137	ng/kg	64,800	41,300 J	45,600 J
PCB-139/140	ng/kg	24,400	R	16,000

Table C-26
Lipid Normalized White Perch (Fillet) Analytical Results

Sample Name: / Date Analyzed:	Units	NB03FWPS-COMP10 05/02/16	NB03FWPS-COMP11 05/04/16	NB03FWPS-COMP12 05/02/16
PCB-141	ng/kg	191,000	126,000 J	113,000 J
PCB-142	ng/kg	R	R	R
PCB-143	ng/kg	R	R	R
PCB-144	ng/kg	R	R	R
PCB-145	ng/kg	310 U	483 U	293 U
PCB-146	ng/kg	R	R	R
PCB-147/149	ng/kg	784,000 BE	501,000 JB	530,000 JBE
PCB-148	ng/kg	5,800	3,340 J	3,570
PCB-150	ng/kg	4,160	2,020 J	2,450
PCB-152	ng/kg	1,200	619 J	696 J
PCB-153/168	ng/kg	1,740,000 BE	1,040,000 JBE	1,160,000 JBE
PCB-154	ng/kg	40,400	20,400 J	25,400 J
PCB-155	ng/kg	8,200	1,870 J	3,850 J
PCB-156/157	ng/kg	144,000	113,000 J	107,000 J
PCB-158	ng/kg	108,000	60,500 J	70,400 J
PCB-159	ng/kg	271 U	423 U	256 U
PCB-160	ng/kg	1,220 U	1,900 U	1,160 U
PCB-161	ng/kg	R	R	R
PCB-162	ng/kg	7,800	5,820	5,930 J
PCB-164	ng/kg	62,400	R	43,700 J
PCB-165	ng/kg	R	R	R
PCB-167	ng/kg	61,200	45,400 J	43,000 J
PCB-169	ng/kg	291 U	453 U	275 U
PCB-170	ng/kg	271,000 E	169,000 J	174,000 J
PCB-171/173	ng/kg	R	R	R
PCB-172	ng/kg	52,400	38,100 J	R
PCB-174	ng/kg	R	R	R
PCB-175	ng/kg	R	8,630 J	R
PCB-176	ng/kg	17,000	11,200 J	11,700
PCB-177	ng/kg	R	R	R
PCB-178	ng/kg	R	65,000 J	59,300 J
PCB-179	ng/kg	60,800	46,300 J	45,600 J
PCB-180/193	ng/kg	728,000 E	528,000 J	537,000 JE
PCB-181	ng/kg	R	R	R
PCB-182	ng/kg	R	R	R
PCB-183/185	ng/kg	R	R	R
PCB-184	ng/kg	1,290	638 J	852 J
PCB-186	ng/kg	291 U	453 U	275 U
PCB-187	ng/kg	R	R	R
PCB-188	ng/kg	2,680	R	1,910
PCB-189	ng/kg	10,600	7,880 J	R
PCB-190	ng/kg	62,400	39,300 J	41,100 J
PCB-191	ng/kg	10,400	7,560	7,220
PCB-192	ng/kg	252 U	393 U	R
PCB-194	ng/kg	136,000	93,100 J	101,000 J

Table C-26
Lipid Normalized White Perch (Fillet) Analytical Results

Sample Name: / Date Analyzed:	Units	NB03FWPS-COMP10 05/02/16	NB03FWPS-COMP11 05/04/16	NB03FWPS-COMP12 05/02/16
PCB-195	ng/kg	46,400	28,600 J	32,300 J
PCB-196	ng/kg	66,000	42,000 J	44,800 J
PCB-197/200	ng/kg	R	R	R
PCB-198/199	ng/kg	178,000	116,000 J	136,000 J
PCB-201	ng/kg	20,000	13,800 J	15,400
PCB-202	ng/kg	63,600	54,100 J	51,900 J
PCB-203	ng/kg	121,000	83,800 J	91,900 J
PCB-204	ng/kg	408 U	631 U	385 U
PCB-205	ng/kg	5,960	3,990 J	4,810
PCB-206	ng/kg	R	R	R
PCB-207	ng/kg	8,720	5,540	7,740
PCB-208	ng/kg	27,500	R	R
PCB-209	ng/kg	44,800	37,600 J	51,500 J
Total PCB Congeners (209)	ng/kg	25,100,000 J	13,600,000 J	17,100,000 J
Semivolatiles				
1,2,4,5-Tetrachlorobenzene	ug/kg	2,600 U	21,000 U	2,400 U
1,2-Diphenylhydrazine	ug/kg	2,600 U	21,000 U	2,400 U
1-Methylnaphthalene	ug/kg	520 U	810 U	480 U
2,3,4,6-Tetrachlorophenol	ug/kg	10,000 U	81,000 U	9,600 U
2,4,5-Trichlorophenol	ug/kg	2,600 U	21,000 U	2,400 U
2,4,6-Trichlorophenol	ug/kg	2,600 U	21,000 U	2,400 U
2,4-Dichlorophenol	ug/kg	2,600 U	21,000 U	2,400 U
2,4-Dimethylphenol	ug/kg	2,600 U	21,000 U	2,400 U
2,4-Dinitrophenol	ug/kg	48,000 U	380,000 U	44,000 U
2,4-Dinitrotoluene	ug/kg	10,000 U	81,000 U	9,600 U
2,6-Dinitrotoluene	ug/kg	2,600 U	21,000 U	2,400 U
2-Chloronaphthalene	ug/kg	1,100 U	8,100 U	960 U
2-Chlorophenol	ug/kg	2,600 U	21,000 U	2,400 U
2-Methylnaphthalene	ug/kg	520 U	810 U	480 U
2-Methylphenol (o-cresol)	ug/kg	2,600 U	21,000 U	2,400 U
2-Nitroaniline	ug/kg	2,600 U	21,000 U	2,400 U
2-Nitrophenol	ug/kg	2,600 U	21,000 U	2,400 U
3,3'-Dichlorobenzidine	ug/kg	16,000 U	130,000 U	14,000 U
3-Nitroaniline	ug/kg	10,000 U	81,000 U	9,600 U
4,6-Dinitro-2-methylphenol	ug/kg	26,000 U	210,000 U	24,000 U
4-Bromophenyl phenyl ether	ug/kg	2,600 U	21,000 U	2,400 U
4-Chloro-3-methylphenol	ug/kg	2,600 U	21,000 U	2,400 U
4-Chloroaniline	ug/kg	5,200 U	42,000 U	4,800 U
4-Chlorophenyl phenyl ether	ug/kg	2,600 U	21,000 U	2,400 U
4-Methylphenol (p-cresol)	ug/kg	2,600 U	21,000 U	2,400 U
4-Nitroaniline	ug/kg	10,000 U	81,000 U	9,600 U
4-Nitrophenol	ug/kg	26,000 U	210,000 U	24,000 U
Acenaphthene	ug/kg	520 U	810 U	480 U
Acenaphthylene	ug/kg	520 U	810 U	480 U
Acetophenone	ug/kg	2,600 U	21,000 U	2,400 U

Table C-26
Lipid Normalized White Perch (Fillet) Analytical Results

Sample Name: / Date Analyzed:	Units	NB03FWPS-COMP10 05/02/16	NB03FWPS-COMP11 05/04/16	NB03FWPS-COMP12 05/02/16
Anthracene	ug/kg	520 U	810 U	480 U
Atrazine	ug/kg	5,200 UJ	42,000 U	4,800 UJ
Benzaldehyde	ug/kg	10,000 UJ	81,000 UJ	9,600 UJ
Benzidine	ug/kg	40,000 U	310,000 U	37,000 U
Benzo(a)anthracene	ug/kg	520 U	810 U	480 U
Benzo(a)pyrene	ug/kg	520 U	810 U	480 U
Benzo(b)fluoranthene	ug/kg	520 U	810 U	480 U
Benzo(g,h,i)perylene	ug/kg	520 U	810 U	480 U
Benzo(j)+(k)fluoranthene	ug/kg	520 U	810 U	480 U
Benzo[e]pyrene	ug/kg	520 U	810 U	480 U
Benzoic acid	ug/kg	26,000 U	210,000 U	24,000 U
Benzyl butyl phthalate	ug/kg	10,000 U	81,000 U	9,600 U
Biphenyl (diphenyl)	ug/kg	2,600 U	21,000 U	2,400 U
Bis(2-chloroethoxy) methane	ug/kg	2,600 U	21,000 U	2,400 U
Bis(2-chloroethyl) ether (2-Chloroethyl ether)	ug/kg	2,600 U	21,000 U	2,400 U
Bis(2-chloroisopropyl) ether	ug/kg	2,600 U	21,000 UJ	2,400 U
Bis(2-Ethylhexyl) phthalate	ug/kg	10,000 U	81,000 U	9,600 U
C1-Chrysenes	ug/kg	520 U	810 U	480 U
C1-Fluoranthenes/pyrenes	ug/kg	520 U	810 U	480 U
C1-Fluorenes	ug/kg	520 U	810 U	480 U
C1-Naphthalenes	ug/kg	520 U	810 U	480 U
C1-Phenanthrene/anthracene	ug/kg	520 U	810 U	480 U
C2-Chrysene	ug/kg	520 U	810 U	480 U
C2-Fluoranthenes/pyrene	ug/kg	520 U	810 U	480 U
C2-Fluorenes	ug/kg	520 U	810 U	480 U
C2-Naphthalenes	ug/kg	520 U	810 U	480 U
C2-Phenanthrene/anthracene	ug/kg	520 U	810 U	480 U
C3-Chrysene	ug/kg	520 U	810 U	480 U
C3-Fluoranthenes/pyrene	ug/kg	520 U	810 U	480 U
C3-Fluorenes	ug/kg	520 U	810 U	480 U
C3-Naphthalenes	ug/kg	520 U	810 U	480 U
C3-Phenanthrene/anthracene	ug/kg	520 U	810 U	480 U
C4-Chrysene	ug/kg	520 U	810 U	480 U
C4-Naphthalenes	ug/kg	520 U	810 U	480 U
C4-Phenanthrene/anthracene	ug/kg	520 U	810 U	480 U
Caprolactam	ug/kg	5,200 U	42,000 U	4,800 U
Carbazole	ug/kg	2,600 U	21,000 U	2,400 U
Chrysene	ug/kg	520 U	810 U	480 U
Dibenz(a,h)anthracene	ug/kg	520 U	810 U	480 U
Dibenzofuran	ug/kg	2,600 U	21,000 U	2,400 U
Diethyl phthalate	ug/kg	10,000 U	81,000 U	9,600 U
Dimethyl phthalate	ug/kg	10,000 U	81,000 U	9,600 U
Di-n-butyl phthalate	ug/kg	10,000 U	81,000 U	9,600 U
Di-n-octylphthalate	ug/kg	10,000 U	81,000 U	9,600 U
Fluoranthene	ug/kg	520 U	810 U	480 U

Table C-26
Lipid Normalized White Perch (Fillet) Analytical Results

Sample Name: / Date Analyzed:	Units	NB03FWPS-COMP10 05/02/16	NB03FWPS-COMP11 05/04/16	NB03FWPS-COMP12 05/02/16
Fluorene	ug/kg	520 U	810 U	480 U
Hexachlorobutadiene	ug/kg	2,600 U	21,000 U	2,400 U
Hexachlorocyclopentadiene	ug/kg	26,000 U	210,000 U	24,000 U
Hexachloroethane	ug/kg	5,200 U	42,000 U	4,800 U
Indeno(1,2,3-c,d)pyrene	ug/kg	520 U	810 U	480 U
Isophorone	ug/kg	2,600 U	21,000 U	2,400 U
Naphthalene	ug/kg	520 U	810 U	480 U
Nitrobenzene	ug/kg	2,600 U	21,000 U	2,400 U
N-Nitrosodi-n-propylamine	ug/kg	2,600 U	21,000 U	2,400 U
N-Nitrosodiphenylamine	ug/kg	2,600 U	21,000 U	2,400 U
Pentachlorophenol	ug/kg	5,200 U	42,000 UJ	4,800 U
Perylene	ug/kg	520 U	810 U	480 U
Phenanthrene	ug/kg	520 U	810 U	480 U
Phenol	ug/kg	2,600 U	21,000 U	2,400 U
Pyrene	ug/kg	520 U	810 U	480 U
Pyridine	ug/kg	10,000 U	81,000 U	9,600 U
Total HMW PAHs	ug/kg	520 U	810 U	480 U
Total LMW PAHs	ug/kg	520 U	810 U	480 U
Total PAHs	ug/kg	520 U	810 U	480 U

Table C-26
Lipid Normalized White Perch (Fillet) Analytical Results

Notes:

1. Totals were calculated using detected values only. If all analytes that make up a given total are non-detect, the total will be reported as the highest detection limit of the individual analytes and will be qualified with a "U" flag to indicate it is a non-detect.
2. Total PCB Congeners (209) = sum of 209 individual congener PCBs
3. Total Aroclor PCBs (Sum of 7 Aroclors) = sum of Aroclor-1016, Aroclor-1221, Aroclor-1232, Aroclor-1242, Aroclor-1248, Aroclor-1254, and Aroclor-1260
4. Total Aroclor PCBs (Sum of 9 Aroclors) = sum of Aroclor-1016, Aroclor-1221, Aroclor-1232, Aroclor-1242, Aroclor-1248, Aroclor-1254, Aroclor-1260, Aroclor-1262, and Aroclor-1268
5. Total Alpha + Gamma Chlordane = sum of alpha-Chlordane and gamma-Chlordane
6. Total DDT (2,4) = sum of 2,4'-DDD, 2,4'-DDE, and 2,4'-DDT
7. Total DDT (4,4) = sum of 4,4'-DDD, 4,4'-DDE, and 4,4'-DDT
8. Total DDT (2,4 & 4,4) = sum of 2,4'-DDD, 2,4'-DDE, 2,4'-DDT, 4,4'-DDD, 4,4'-DDE, and 4,4'-DDT
9. Total HMW PAHs = sum of fluoranthene, pyrene, benzo(a)anthracene, chrysene, benzo(b)fluoranthene, benzo(k)fluoranthene, benzo(a)pyrene, indeno(1,2,3-cd)pyrene, dibenzo(a,h)anthracene, and benzo(g,h,i)perylene.
10. Total LMW PAHs = sum of naphthalene, 2-methylnaphthalene, acenaphthylene, acenaphthene, fluorene, phenanthrene, and anthracene.
11. Total PAHs = sum of Total LMW PAHs and Total HMW PAHs.

DDD = dichlorodiphenyldichloroethane
DDE = dichlorodiphenyldichloroethylene
DDT = dichlorodiphenyltrichloroethane
HMW = high molecular weight
LMW = low molecular weight
PAH = polycyclic aromatic hydrocarbon
PCB = polychlorinated biphenyl

% = percent
mg/kg = milligrams per kilogram
ng/g = nanograms per gram
ng/kg = nanograms per kilogram
pg/g = picograms per gram
ug/kg = micrograms per kilogram

Table C-27
White Perch (Liver) Analytical Results

Sample Name: / Date Analyzed:	Units	NB03LWPC-COMP02 05/02/16	NB03LWPC-COMP03 05/04/16	NB03LWPC-COMP04 05/04/16	NB03LWPN-COMP03 01/26/16	NB03LWPN-COMP04 01/25/16	NB03LWPN-COMP05 05/02/16
Dioxins/Furans							
1,2,3,4,6,7,8-HEPTACHLORODIBENZOFURAN	ng/kg	11 B	6.4 B	6.58 B	8.95 B	16.6 B	5.35 B
1,2,3,4,6,7,8-HEPTACHLORODIBENZO-P-DIOXIN	ng/kg	3.01 JB	2.31 JB	2.37 JB	2.46 JBQ	3 JBQ	2.35 JB
1,2,3,4,7,8,9-HEPTACHLORODIBENZOFURAN	ng/kg	0.231 JBQ	0.162 JBQ	0.117 JB	0.775 JBQ	0.226 JBQ	0.152 JB
1,2,3,4,7,8-HEXACHLORODIBENZOFURAN	ng/kg	12.3 C	9.82 C	8.84	8.31 C	11.2 C	6.49 C
1,2,3,4,7,8-HEXACHLORODIBENZO-P-DIOXIN	ng/kg	0.981 JB	0.847 JQ	0.631 JQ	1.06 JBQ	1.04 JBQ	0.883 JB
1,2,3,6,7,8-HEXACHLORODIBENZOFURAN	ng/kg	1.83 JC	1.33 BCJ	4.17 J	3.26 JC	4.11 JC	2.83 JB
1,2,3,6,7,8-HEXACHLORODIBENZO-P-DIOXIN	ng/kg	2.8 JB	2.31 JBQ	2.36 JBQ	2.81 JB	2.98 JBQ	2.21 JB
1,2,3,7,8,9-HEXACHLORODIBENZOFURAN	ng/kg	0.128 JB	0.112 JBQ	0.107 JB	0.123 JBQ	0.163 JB	0.122 JBQ
1,2,3,7,8,9-HEXACHLORODIBENZO-P-DIOXIN	ng/kg	0.781 JB	0.533 J	0.525 J	0.629 JB	0.785 JBQ	0.684 JBQ
1,2,3,7,8-PENTACHLORODIBENZOFURAN	ng/kg	3.68 JC	3.34 BCJ	3.13 BCJ	3.07 BCJ	3.57 BCJ	2.73 JC
1,2,3,7,8-PENTACHLORODIBENZO-P-DIOXIN	ng/kg	0.135 U	0.235 U	2.47 JBQ	0.291 U	3.28 JBQ	1.82 JQ
2,3,4,6,7,8-HEXACHLORODIBENZOFURAN	ng/kg	0.93 JB	0.846 J	0.848 JQ	0.959 JBQ	1.31 JB	0.606 JBQ
2,3,4,7,8-PENTACHLORODIBENZOFURAN	ng/kg	15 BC	15.8 BC	13.2 BC	19.2 BC	27.5 BC	8.28 BC
2,3,7,8-TETRACHLORODIBENZOFURAN	ng/kg	10.5 C	9.07 C	6.87 C	11 BC	12.7 BC	6.67 C
2,3,7,8-TETRACHLORODIBENZO-P-DIOXIN	ng/kg	56.9 B	44 B	37.5 B	108 B	101 B	50.9 B
OCTACHLORODIBENZOFURAN	ng/kg	0.41 JB	0.347 JBQ	0.305 JB	0.606 JB	0.705 JB	0.423 JB
OCTACHLORODIBENZO-P-DIOXIN	ng/kg	5.55 JB	3.77 JB	4.06 JB	3.37 JB	3.74 JB	4.74 JB
PERCENT LIPIDS	%	5.6	5.3	5.3	5.5	5.8	4.2
Metals							
ALUMINUM	mg/kg	5.33 U	5.14 U	5.28 U	NA	692	4.59 U
ANTIMONY	mg/kg	0.0629 U	0.0606 U	0.0623 U	NA	0.147 U	0.0541 U
ARSENIC	mg/kg	1.34	1.2	1.25	NA	1.05	1.32
BARIUM	mg/kg	0.175 U	0.169 U	0.174 U	NA	0.409 U	0.151 U
BERYLLIUM	mg/kg	0.0135 U	0.013 U	0.0134 U	NA	0.0316 U	0.0116 U
CADMIUM	mg/kg	0.175	0.164	0.161	NA	0.201 B	0.12
CALCIUM	mg/kg	558	80	112	NA	117	77.8
CHROMIUM	mg/kg	0.116 B	0.0917 U	0.102 B	NA	0.222 U	0.154 B
COBALT	mg/kg	0.0746 B	0.0628 B	0.0881 B	NA	0.0444 U	0.0575 B
COPPER	mg/kg	811	879	1,000	NA	987	542
IRON	mg/kg	91.2	85.2	84.7	NA	79.3	85.1
LEAD	mg/kg	0.144 B	0.122 B	0.0913 B	NA	0.118 B	0.118 B
MAGNESIUM	mg/kg	264	271	285	NA	240	235
MANGANESE	mg/kg	0.16 U	1.16	1.14	NA	1.63	0.138 U
MERCURY	ng/g	170	219	208	NA	282	141
METHYL MERCURY	ng/g	96.2	116	104	NA	132	71
NICKEL	mg/kg	0.179 U	0.175 B	0.177 U	NA	0.418 U	0.223 B
POTASSIUM	mg/kg	4,130	4,070	4,070	NA	3,820	3,580
SELENIUM	mg/kg	24.1	20.8	25.1	NA	32	15.6
SILVER	mg/kg	22.8	19.9	20.6	NA	22.8	12
SODIUM	mg/kg	1,010	770	919	NA	968	932
THALLIUM	mg/kg	0.0286 U	0.0275 U	0.0283 U	NA	0.0667 U	0.0246 U
TITANIUM	mg/kg	0.352 U	0.339 U	0.349 U	NA	0.822 U	0.303 U
VANADIUM	mg/kg	0.262	0.335	0.297	NA	0.358	0.184
ZINC	mg/kg	65.6	62.8	60.5	NA	77.7	48.8

Table C-27
White Perch (Liver) Analytical Results

Sample Name: / Date Analyzed:	Units	NB03LWPC-COMP02 05/02/16	NB03LWPC-COMP03 05/04/16	NB03LWPC-COMP04 05/04/16	NB03LWPN-COMP03 01/26/16	NB03LWPN-COMP04 01/25/16	NB03LWPN-COMP05 05/02/16
Aroclor PCBs							
AROCLOR 1016	ug/kg	36 U	36 U	36 U	NA	NA	36 U
AROCLOR 1221	ug/kg	46 U	46 U	46 U	NA	NA	46 U
AROCLOR 1232	ug/kg	80 U	80 U	80 U	NA	NA	80 U
AROCLOR 1242	ug/kg	33 U	33 U	33 U	NA	NA	33 U
AROCLOR 1248	ug/kg	410	490	490	NA	NA	410
AROCLOR 1254	ug/kg	440 J	470	500	NA	NA	450 J
AROCLOR 1260	ug/kg	150 J	310 PJ	350 PJ	NA	NA	160 J
AROCLOR 1262	ug/kg	33 U	33 U	33 U	NA	NA	33 U
AROCLOR 1268	ug/kg	33 U	33 U	33 U	NA	NA	33 U
TOTAL AROCLOR PCBs (SUM OF 7 AROCLORS)	ug/kg	1,000 J	1,270 J	1,340 J	NA	NA	1,020 J
TOTAL AROCLOR PCBs (SUM OF 9 AROCLORS)	ug/kg	1,000 J	1,270 J	1,340 J	NA	NA	1,020 J
Pesticides							
2,4'-DDD	pg/g	14,600	42,900 D	34,700 D	26,000 DJ	22,700 J	55,400 D
2,4'-DDE	pg/g	6,540	21,500	14,900	17,400 J	17,500 J	11,400
2,4'-DDT	pg/g	364	1,400	1,550	638 J	613 J	3,380
4,4'-DDD	pg/g	63,300 D	131,000 D	128,000 D	76,100 DJ	75,000 DJ	184,000 D
4,4'-DDE	pg/g	93,300 BD	159,000 BD	134,000 BD	147,000 DJ	150,000 DJ	134,000 BD
4,4'-DDT	pg/g	1,360	4,930	5,760	2,310 J	2,890 J	7,720
ALDRIN	pg/g	50.1	65.8	9.16 U	188 J	138 J	37.4 J
ALPHA BHC	pg/g	6.4 U	58	46.5	186 J	242 J	59.4 B
ALPHA ENDOSULFAN	pg/g	57.4 U	57.4 U	57.4 U	57.4 UJ	57.4 UJ	57.4 U
BETA BHC	pg/g	50.9	61.5	63.1	109 J	121 J	62.1
BETA ENDOSULFAN	pg/g	58.3 U	58.3 U	58.3 U	58.3 UJ	58.3 UJ	58.3 U
CIS-CHLORDANE	pg/g	7,460	23,700 D	22,900	57,600 DJ	38,400 DJ	10,300
CIS-NONACHLOR	pg/g	7,780 D	9,620	8,810	19,800 J	14,200 J	7,260 D
DELTA BHC	pg/g	5.08 U	5.08 U	5.08 U	5.08 UJ	R	5.08 U
DIELDRIN	pg/g	9,190 D	13,600	12,700	21,200 DJ	21,500 J	8,200 D
ENDOSULFAN SULFATE	pg/g	63.3 U	63.3 U	63.3 U	63.3 UJ	63.3 UJ	63.3 U
ENDRIN	pg/g	13.9 U	13.9 U	13.9 U	13.9 UJ	13.9 UJ	13.9 U
ENDRIN ALDEHYDE	pg/g	131 U	131 U	131 U	131 UJ	131 UJ	131 U
ENDRIN KETONE	pg/g	76 U	R	R	331 J	76 UJ	R
GAMMA BHC (LINDANE)	pg/g	29.3 J	30.2 J	7.69 U	59.1 J	75.4 J	26.5 J
HEPTACHLOR	pg/g	20.4 J	32.5 U	32.5 UJ	23.1 J	32.5 UJ	32.5 U
HEPTACHLOR EPOXIDE	pg/g	1,850	2,320	2,190	4,920 J	3,890 J	2,050
HEXACHLOROBENZENE	pg/g	1,580 B	2,270 B	2,710 B	3,380 BJ	3,520 BJ	2,020 B
METHOXYCHLOR	pg/g	38.9 U	38.9 U	38.9 UJ	38.9 UJ	38.9 UJ	38.9 U
MIREX	pg/g	377	455	549	401 J	665 J	484
OXYCHLORDANE	pg/g	3,400	3,840	4,550	6,020 J	5,870 J	3,930
TRANS-CHLORDANE	pg/g	4,320	5,830 J	6,080	10,900 J	7,060 J	3,550
TRANS-HEPTACHLOR EPOXIDE	pg/g	17 U	17 U	17 U	17 UJ	17 UJ	17 U
TRANS-NONACHLOR	pg/g	22,600 B	28,300 D	22,700 J	38,600 DJ	31,400 DJ	19,000 B
TOTAL ALPHA + GAMMA CHLORDANE	pg/g	11,800	29,500 J	29,000	68,500 J	45,500 J	13,900
TOTAL DDT (2,4)	pg/g	21,500	65,800	51,200	44,000 J	40,800 J	70,200
TOTAL DDT (4,4)	pg/g	158,000	295,000	268,000	225,000 J	228,000 J	326,000
TOTAL DDT (2,4 & 4,4)	pg/g	179,000	361,000	319,000	269,000 J	269,000 J	396,000
PCB Congeners							
PCB-1	ng/kg	R	R	R	256 B	244 B	R
PCB-2	ng/kg	5.62 J	4.54 J	4.71 J	8.02 J	8.81 J	3.49 U

Table C-27
White Perch (Liver) Analytical Results

Sample Name: / Date Analyzed:	Units	NB03LWPC-COMP02 05/02/16	NB03LWPC-COMP03 05/04/16	NB03LWPC-COMP04 05/04/16	NB03LWPN-COMP03 01/26/16	NB03LWPN-COMP04 01/25/16	NB03LWPN-COMP05 05/02/16
PCB-3	ng/kg	11 J	8.04 J	15 J	13.9 J	15.7 J	7.15 J
PCB-4	ng/kg	2,130 B	1,930	1,970	3,380 BE	3,090 BE	1,340 B
PCB-5	ng/kg	3.87 U	16.9 J	17 J	16.4 J	21.1 J	12.8 J
PCB-6	ng/kg	774	970	586	977 B	1,180 B	428
PCB-7	ng/kg	69.3	68.3	59.6	78.1	91.6	42.8
PCB-8	ng/kg	1,920 B	1,840 B	1,540 B	2,250 BE	2,490 BE	1,300 B
PCB-9	ng/kg	97.2	110	88.1	143	160	69.1
PCB-10	ng/kg	212	180	200	363	336	105
PCB-11	ng/kg	298 B	236 B	207 B	217 B	222 B	194 B
PCB-12/13	ng/kg	36.3	29.9	25.7	54.6	51.8	22.2 J
PCB-14	ng/kg	3.87 U	3.88 U	3.87 U	3.88 U	3.95 U	3.98 U
PCB-15	ng/kg	32.7	45.1	32.3	R	R	25.7
PCB-16	ng/kg	4,110 BE	3,630 BE	2,760 B	7,450 BE	7,740 BE	2,690 B
PCB-17	ng/kg	8,280 BE	7,290 BE	5,620 BE	14,400 BE	15,000 BE	5,210 BE
PCB-18/30	ng/kg	13,000 BE	11,700 BE	8,770 BE	23,100 BE	24,500 BE	8,150 BE
PCB-19	ng/kg	1,940	1,760	1,480	2,670 E	2,660 E	1,230
PCB-20/28	ng/kg	51,500 BE	46,900 BE	31,900 BE	65,400 BE	68,200 BE	30,500 BE
PCB-21/33	ng/kg	6,100 E	5,920 E	4,360	8,430 E	8,250 E	3,800
PCB-22	ng/kg	10,500 BE	10,600 E	7,680 E	13,800 BE	14,100 BE	8,120 BE
PCB-23	ng/kg	17.9	16.6	13.7	24.6	25	13.6
PCB-24	ng/kg	4.84 U	4.85 U	4.84 U	4.85 U	4.94 U	4.98 U
PCB-25	ng/kg	5,990 E	6,390 E	3,750 E	9,200 E	10,300 E	3,000 E
PCB-26/29	ng/kg	9,100 E	9,140 E	5,620	11,900 E	13,500 E	4,860
PCB-27	ng/kg	1,860	1,520	1,270	2,850 E	2,850 E	1,260
PCB-31	ng/kg	27,100 BE	21,600 BE	14,400 BE	36,100 BE	38,900 BE	14,700 BE
PCB-32	ng/kg	6,570 BE	7,310 E	5,370 E	10,200 E	10,500 E	4,380 BE
PCB-34	ng/kg	378	355	248	548	563	201
PCB-35	ng/kg	4.36 U	4.36 U	4.35 U	58.4	62.2	4.48 U
PCB-36	ng/kg	3.87 U	3.88 U	3.87 U	1,780 E	1,910 E	3.98 U
PCB-37	ng/kg	755	694	508	1,160	1,390	395
PCB-38	ng/kg	42.6	31	21.9	49.2	49.1	29
PCB-39	ng/kg	216	167	111	306	317	120
PCB-40/71	ng/kg	27,200 E	24,100 E	16,700 E	45,100 E	46,200 E	15,900 E
PCB-41	ng/kg	1,210	1,420	1,010	2,340	2,410	1,130
PCB-42	ng/kg	18,300 E	16,600 E	12,000 E	32,500 E	33,800 E	10,700 E
PCB-43	ng/kg	2,540	2,350	1,650	3,950 E	4,580 E	1,420
PCB-44/47/65	ng/kg	77,700 E	65,000 BE	46,100 BE	126,000 E	130,000 E	43,700 E
PCB-45	ng/kg	4,440	4,590	3,550	8,430 E	8,900 E	3,300
PCB-46	ng/kg	2,030	2,030	1,430	3,510 E	3,600 E	1,260
PCB-48	ng/kg	8,570 E	7,680 E	5,660	13,600 E	14,400 E	5,300
PCB-49/69	ng/kg	64,500 E	54,500 BE	38,000 BE	100,000 E	105,000 E	35,300 E
PCB-50/53	ng/kg	8,650	8,460	6,410	14,900 E	15,500 E	5,730
PCB-51	ng/kg	6,310 E	5,310	4,010	11,100 E	10,600 E	3,780
PCB-52	ng/kg	91,600 BE	76,900 BE	53,100 BE	141,000 BE	145,000 BE	50,500 BE
PCB-54	ng/kg	335	254	255	609	495	182
PCB-55	ng/kg	277	309	199	5.82 U	108	197
PCB-56	ng/kg	18,800 E	17,900 E	12,600 E	28,900 E	28,200 E	11,000 E
PCB-57	ng/kg	383	351	247	2,590	2,800	235
PCB-58	ng/kg	420	362	279	573	619	201
PCB-60	ng/kg	8,290 E	7,240 E	5,720	10,700 E	12,300 E	6,440 E

Table C-27
White Perch (Liver) Analytical Results

Sample Name: / Date Analyzed:	Units	NB03LWPC-COMP02 05/02/16	NB03LWPC-COMP03 05/04/16	NB03LWPC-COMP04 05/04/16	NB03LWPN-COMP03 01/26/16	NB03LWPN-COMP04 01/25/16	NB03LWPN-COMP05 05/02/16
PCB-61/70/74/76	ng/kg	120,000 E	111,000 E	75,800 E	167,000 E	170,000 E	70,900 E
PCB-62/75	ng/kg	5,900	5,110	3,900	9,280 E	10,000 E	3,630
PCB-63	ng/kg	3,310	3,380	2,640	4,310 E	5,210 E	2,220
PCB-64	ng/kg	27,500 E	24,600 BE	17,800 BE	47,100 E	48,600 E	16,200 E
PCB-66	ng/kg	87,900 BE	73,700 BE	51,700 BE	105,000 BE	115,000 BE	48,700 BE
PCB-67	ng/kg	1,820	1,660	1,180	2,590	2,750	1,010
PCB-68	ng/kg	1,190	1,010	830	1,440	1,640	697
PCB-72	ng/kg	1,680	1,400	1,120	1,960	2,240	950
PCB-73	ng/kg	283	182	208	6.79 U	6.92 U	203
PCB-77	ng/kg	3,130	2,980	2,360	4,510 E	4,890 E	1,980
PCB-78	ng/kg	7.74 U	7.76 U	7.74 U	518	7.91 U	7.97 U
PCB-79	ng/kg	639	493	399	648	760	346
PCB-80	ng/kg	5.32 U	5.33 U	5.32 U	5.33 U	15.5 J	5.48 U
PCB-81	ng/kg	124	114	101	197	231	85.6
PCB-82	ng/kg	4,930	4,310	3,210	10,000 E	10,200 E	2,990
PCB-83	ng/kg	3,040	2,800	2,550	5,260 E	5,620 E	2,040
PCB-84	ng/kg	11,800 E	10,800 E	8,380 E	22,300 E	21,700 E	7,080 E
PCB-85/116/117	ng/kg	14,300 E	12,400	10,000	23,800 E	28,700 E	9,040
PCB-86/87/97/109/119/125	ng/kg	40,600 E	35,200 E	27,900	70,200 E	78,700 E	24,200 E
PCB-88	ng/kg	10.6 U	10.7 U	10.6 U	10.7 U	10.9 U	11 U
PCB-89	ng/kg	678	654	470	1,290	1,430	406
PCB-90/101/113	ng/kg	86,200 BE	70,800 BE	54,100 BE	139,000 BE	153,000 BE	49,000 BE
PCB-91	ng/kg	13,000 E	11,500 E	9,220 E	R	R	7,600 E
PCB-92	ng/kg	R	R	R	25,200 BE	28,900 BE	R
PCB-93/100	ng/kg	3,430	2,850	2,470	6,040 E	6,350 E	2,170
PCB-94	ng/kg	816	701	579	1,600	1,580	516
PCB-95	ng/kg	56,500 E	41,800 E	30,600 E	66,400 E	69,500 E	33,800 E
PCB-96	ng/kg	463	443	328	1,070	1,010	277
PCB-98/102	ng/kg	4,120	3,650	2,670	7,280 E	7,910 E	2,460
PCB-99	ng/kg	R	49,200 E	39,100 E	92,000 E	111,000 E	R
PCB-103	ng/kg	1,620	1,430	1,150	2,700	2,980 E	991
PCB-104	ng/kg	248	184	156	370	374	159
PCB-105	ng/kg	22,700 E	21,400 E	17,500 E	28,200 E	34,900 E	15,400 E
PCB-106	ng/kg	8.23 U	8.24 U	8.22 U	8.24 U	8.4 U	8.47 U
PCB-107	ng/kg	7,070 E	6,640 E	5,990 E	8,350 E	10,700 E	4,480
PCB-108/124	ng/kg	2,800	2,620	2,140	3,340	3,930	1,800
PCB-110/115	ng/kg	81,900 BE	66,000 BE	50,600 BE	138,000 BE	145,000 BE	46,300 BE
PCB-111	ng/kg	117	95.8	92.2	144	197	76.9
PCB-112	ng/kg	R	236	237	6.79 U	6.92 U	R
PCB-114	ng/kg	1,660	1,590	1,330	2,200	3,130 E	1,090
PCB-118	ng/kg	91,100 BE	82,600 BE	67,300 BE	107,000 BE	135,000 BE	55,900 BE
PCB-120	ng/kg	582	474	433	840	1,030	352
PCB-121	ng/kg	78.5	66.1	59.5	119	129	52.4
PCB-122	ng/kg	672	681	456	838	982	383
PCB-123	ng/kg	1,830	1,600	1,250	1,970	2,910	8.47 U
PCB-126	ng/kg	231	201	178	812	901	151
PCB-127	ng/kg	122	114	114	125	218	78.4
PCB-128/166	ng/kg	8,990	7,630	6,460	12,400 E	15,300 E	5,680
PCB-129/138/163	ng/kg	101,000 E	86,400 BE	69,300 BE	124,000 E	154,000 E	61,200 E
PCB-130	ng/kg	R	R	R	5,840 E	7,000 E	R

Table C-27
White Perch (Liver) Analytical Results

Sample Name: / Date Analyzed:	Units	NB03LWPC-COMP02 05/02/16	NB03LWPC-COMP03 05/04/16	NB03LWPC-COMP04 05/04/16	NB03LWPN-COMP03 01/26/16	NB03LWPN-COMP04 01/25/16	NB03LWPN-COMP05 05/02/16
PCB-131	ng/kg	R	R	R	906	972	R
PCB-132	ng/kg	R	R	R	23,600 E	24,600 E	R
PCB-133	ng/kg	2,380	2,460	2,320	2,600	3,320 E	1,430
PCB-134	ng/kg	R	R	R	4,820 E	5,200 E	R
PCB-135/151	ng/kg	22,300 E	20,300 E	17,500 E	R	R	14,000 E
PCB-136	ng/kg	5,170	4,770	3,890	R	R	3,140
PCB-137	ng/kg	3,610	R	R	4,930 E	6,780 E	2,280
PCB-139/140	ng/kg	1,460	R	R	2,020	2,580	903
PCB-141	ng/kg	11,900 E	12,400 E	10,900 E	15,700 BE	19,500 BE	7,550 E
PCB-142	ng/kg	R	R	R	20.7 J	42.7	R
PCB-143	ng/kg	R	R	R	16 U	16.3 U	R
PCB-144	ng/kg	R	2,410	2,020	R	R	R
PCB-145	ng/kg	20.5 J	17.1 J	16.2 J	R	R	13.4 J
PCB-146	ng/kg	R	R	R	21,900 E	28,400 E	R
PCB-147/149	ng/kg	54,900 BE	47,700 BE	38,900 BE	77,800 BE	85,000 BE	32,100 BE
PCB-148	ng/kg	361	299	275	R	R	227
PCB-150	ng/kg	319	293	231	R	R	187
PCB-152	ng/kg	95.7	78.8	72.8	R	R	56.2
PCB-153/168	ng/kg	114,000 BE	98,500 BE	78,600 BE	128,000 BE	165,000 BE	68,400 BE
PCB-154	ng/kg	2,740	2,390	2,040	R	R	1,620
PCB-155	ng/kg	859	677	535	1,040	1,210	452
PCB-156/157	ng/kg	8,340	8,250	7,120	10,100 E	13,300 E	5,550
PCB-158	ng/kg	6,460 E	6,100 E	5,190	9,210 E	11,700 E	4,320
PCB-159	ng/kg	6.78 U	6.79 U	6.77 U	6.79 U	6.92 U	6.97 U
PCB-160	ng/kg	30.5 U	30.6 U	30.5 U	30.6 U	31.1 U	31.4 U
PCB-161	ng/kg	R	R	R	6.3 U	6.42 U	R
PCB-162	ng/kg	476	372	353	996	1,220	221
PCB-164	ng/kg	4,350	R	R	6,250 E	7,050 E	2,730
PCB-165	ng/kg	R	R	R	94.7	124	R
PCB-167	ng/kg	3,440	3,420 E	3,140	3,870 E	5,360 E	2,320
PCB-169	ng/kg	7.26 U	7.27 U	7.25 U	83	7.41 U	7.47 U
PCB-170	ng/kg	18,500 E	16,500 E	14,200 E	22,200 E	27,300 E	10,800 E
PCB-171/173	ng/kg	R	R	R	7,010 E	8,580 E	R
PCB-172	ng/kg	4,020	3,590	3,220	4,980 E	6,410 E	2,360
PCB-174	ng/kg	R	R	R	17,800 E	18,800 E	R
PCB-175	ng/kg	R	R	R	R	R	R
PCB-176	ng/kg	1,290	1,170	974	2,640	2,810	747
PCB-177	ng/kg	R	R	R	11,100 E	12,200 E	R
PCB-178	ng/kg	5,720	R	R	8,890 E	10,900 E	3,710
PCB-179	ng/kg	5,050	4,560	3,810	10,300 E	10,700 E	2,960
PCB-180/193	ng/kg	59,100 E	R	43,000 E	67,900 E	87,500 E	33,300 E
PCB-181	ng/kg	R	R	R	279	371	R
PCB-182	ng/kg	R	R	R	258	350	R
PCB-183/185	ng/kg	R	15,100 E	R	21,100 E	26,800 E	R
PCB-184	ng/kg	137	103	98.4	220	275	63.2
PCB-186	ng/kg	7.26 U	7.27 U	7.25 U	7.34 J	9.21 J	7.47 U
PCB-187	ng/kg	R	R	R	R	R	R
PCB-188	ng/kg	233	196	169	250	329	124
PCB-189	ng/kg	812	R	R	984	1,300	480
PCB-190	ng/kg	4,240	3,970	3,420	5,070 E	6,350 E	2,490

Table C-27
White Perch (Liver) Analytical Results

Sample Name: / Date Analyzed:	Units	NB03LWPC-COMP02 05/02/16	NB03LWPC-COMP03 05/04/16	NB03LWPC-COMP04 05/04/16	NB03LWPN-COMP03 01/26/16	NB03LWPN-COMP04 01/25/16	NB03LWPN-COMP05 05/02/16
PCB-191	ng/kg	806	761	649	991	1,240	516
PCB-192	ng/kg	R	R	R	17.5 J	29	R
PCB-194	ng/kg	11,500 E	9,950 E	9,200 E	11,200 E	14,700 E	6,530
PCB-195	ng/kg	4,110	3,470	3,260	4,060	5,380 E	2,240
PCB-196	ng/kg	5,580	4,740	4,580	6,890 E	9,080 E	3,300
PCB-197/200	ng/kg	R	R	R	1,470	1,790	R
PCB-198/199	ng/kg	15,200 E	12,100	12,000	19,100 E	25,600 E	8,610
PCB-201	ng/kg	1,680	1,380	1,380	2,190	2,970	980
PCB-202	ng/kg	6,720	5,870	5,260	6,850 E	8,520 E	5,170
PCB-203	ng/kg	10,500 E	8,550	8,130	12,800 E	17,300 E	5,800
PCB-204	ng/kg	25.4	17.4 J	21.3 J	30.3	46.6	12.1 J
PCB-205	ng/kg	505	443	416	587	805	281
PCB-206	ng/kg	R	R	R	7,370 E	10,800 E	R
PCB-207	ng/kg	817	664	673	817	1,120	462
PCB-208	ng/kg	2,640	1,980	1,930	2,670	3,720	1,580
PCB-209	ng/kg	3,500	2,650	2,800	3,200	4,770 E	2,080
TOTAL PCB CONGENERS (209)	ng/kg	1,720,000 J	1,500,000 J	1,170,000 J	2,590,000 J	2,910,000 J	1,010,000 J
Semivolatiles							
1,2,4,5-TETRACHLOROBENZENE	ug/kg	66 U	320 U	330 U	330 U	330 U	65 U
1,2-DIPHENYLHYDRAZINE	ug/kg	66 U	320 U	330 U	330 U	330 U	65 U
1-METHYLNAPHTHALENE	ug/kg	13 U	13 U	13 U	5.3 U	5.2 U	13 U
2,3,4,6-TETRACHLOROPHENOL	ug/kg	260 U	1,300 U	1,300 U	1,300 U	1,300 U	260 U
2,4,5-TRICHLOROPHENOL	ug/kg	66 U	320 U	330 U	330 U	330 U	65 U
2,4,6-TRICHLOROPHENOL	ug/kg	66 U	320 U	330 U	330 U	330 U	65 U
2,4-DICHLOROPHENOL	ug/kg	66 U	320 U	330 U	330 U	330 U	65 U
2,4-DIMETHYLPHENOL	ug/kg	66 U	320 U	330 U	330 U	330 U	65 U
2,4-DINITROPHENOL	ug/kg	1,200 U	5,800 U	6,000 U	5,900 U	6,000 UJ	1,200 U
2,4-DINITROTOLUENE	ug/kg	260 U	1,300 U	1,300 U	1,300 U	1,300 U	260 U
2,6-DINITROTOLUENE	ug/kg	66 U	320 U	330 U	330 U	330 U	65 U
2-CHLORONAPHTHALENE	ug/kg	26 U	130 U	130 U	130 U	130 U	26 U
2-CHLOROPHENOL	ug/kg	66 U	320 U	330 U	330 U	330 U	65 U
2-METHYLNAPHTHALENE	ug/kg	13 U	13 U	13 U	5.3 U	5.2 U	13 U
2-METHYLPHENOL (O-CRESOL)	ug/kg	66 U	320 U	330 U	330 U	330 U	65 U
2-NITROANILINE	ug/kg	66 U	320 U	330 U	330 U	330 U	65 U
2-NITROPHENOL	ug/kg	66 U	320 U	330 U	330 U	330 U	65 U
3,3'-DICHLOROBENZIDINE	ug/kg	390 U	1,900 U	2,000 U	2,000 U	2,000 U	390 U
3-NITROANILINE	ug/kg	260 U	1,300 U	1,300 U	1,300 U	1,300 U	260 U
4,6-DINITRO-2-METHYLPHENOL	ug/kg	660 U	3,200 U	3,300 U	3,300 U	3,300 U	650 U
4-BROMOPHENYL PHENYL ETHER	ug/kg	66 U	320 U	330 U	330 U	330 U	65 U
4-CHLORO-3-METHYLPHENOL	ug/kg	66 U	320 U	330 U	330 U	330 U	65 U
4-CHLOROANILINE	ug/kg	130 U	650 U	670 U	660 U	660 U	130 U
4-CHLOROPHENYL PHENYL ETHER	ug/kg	66 U	320 U	330 U	330 U	330 U	65 U
4-METHYLPHENOL (P-CRESOL)	ug/kg	66 U	320 U	330 U	330 U	330 U	65 U
4-NITROANILINE	ug/kg	260 U	1,300 U	1,300 U	1,300 U	1,300 U	260 U
4-NITROPHENOL	ug/kg	660 U	3,200 U	3,300 U	3,300 U	3,300 UJ	650 U
ACENAPHTHENE	ug/kg	13 U	13 U	13 U	7.6 J	6.9 J	13 U
ACENAPHTHYLENE	ug/kg	13 U	13 U	13 U	5.3 U	5.2 U	13 U
ACETOPHENONE	ug/kg	66 U	320 U	330 U	330 U	330 U	65 U
ANTHRACENE	ug/kg	13 U	13 U	13 U	5.3 U	5.2 U	13 U
ATRAZINE	ug/kg	130 UJ	650 U	670 U	660 U	660 U	130 UJ

Table C-27
White Perch (Liver) Analytical Results

Sample Name: / Date Analyzed:	Units	NB03LWPC-COMP02 05/02/16	NB03LWPC-COMP03 05/04/16	NB03LWPC-COMP04 05/04/16	NB03LWPN-COMP03 01/26/16	NB03LWPN-COMP04 01/25/16	NB03LWPN-COMP05 05/02/16
BENZALDEHYDE	ug/kg	2,800 J	1,300 J	2,900 J	1,300 UJ	2,000 J	1,900 J
BENZIDINE	ug/kg	990 U	4,900 U	5,000 U	14,000 U	14,000 UJ	980 U
BENZO(A)ANTHRACENE	ug/kg	13 U	13 U	13 U	5.3 U	5.2 U	13 U
BENZO(A)PYRENE	ug/kg	13 U	13 U	13 U	5.3 U	5.2 U	13 U
BENZO(B)FLUORANTHENE	ug/kg	13 U	13 U	13 U	5.3 U	5.2 U	13 U
BENZO(G,H,I)PERYLENE	ug/kg	13 U	13 U	13 U	5.3 U	5.2 U	13 U
Benzo(j)+(k)Fluoranthene	ug/kg	13 U	13 U	13 U	5.3 U	5.2 U	13 U
BENZO[E]PYRENE	ug/kg	13 U	13 U	13 U	5.3 U	5.2 U	13 U
BENZOIC ACID	ug/kg	660 U	3,200 U	3,300 U	3,300 U	3,300 UJ	650 U
BENZYL BUTYL PHTHALATE	ug/kg	260 U	1,300 U	1,300 U	1,300 U	1,300 U	260 U
BIPHENYL (DIPHENYL)	ug/kg	66 U	320 U	330 U	330 U	330 U	65 U
BIS(2-CHLOROETHOXY) METHANE	ug/kg	66 U	320 U	330 U	330 U	330 U	65 U
BIS(2-CHLOROETHYL) ETHER (2-CHLOROETHYL ETHER)	ug/kg	66 U	320 U	330 U	330 U	330 U	65 U
BIS(2-CHLOROISOPROPYL) ETHER	ug/kg	66 U	320 UJ	330 UJ	330 U	330 U	65 U
BIS(2-ETHYLHEXYL) PHTHALATE	ug/kg	260 U	1,300 U	1,300 U	1,300 U	1,300 U	260 U
C1-CHRYSENES	ug/kg	13 U	13 U	13 U	5.3 U	5.2 U	13 U
C1-FLUORANTHENES/PYRENES	ug/kg	13 U	13 U	13 U	5.3 U	5.2 U	13 U
C1-FLUORENES	ug/kg	13 U	13 U	13 U	5.3 U	5.2 U	13 U
C1-NAPHTHALENES	ug/kg	13 U	13 U	13 U	5.3 U	5.2 U	13 U
C1-PHENANTHRENE/ANTHRACENE	ug/kg	13 U	13 U	13 U	5.3 U	5.2 U	13 U
C2-CHRYSENE	ug/kg	13 U	13 U	13 U	5.3 U	5.2 U	13 U
C2-FLUORANTHENES/PYRENE	ug/kg	13 U	13 U	13 U	5.3 U	5.2 U	13 U
C2-FLUORENES	ug/kg	13 U	13 U	13 U	5.3 U	5.2 U	13 U
C2-NAPHTHALENES	ug/kg	15 J	13 U	13 U	12 J	10 J	13 U
C2-PHENANTHRENE/ANTHRACENE	ug/kg	13 U	13 U	13 U	5.3 U	5.2 U	13 U
C3-CHRYSENE	ug/kg	13 U	13 U	13 U	5.3 U	5.2 U	13 U
C3-FLUORANTHENES/PYRENE	ug/kg	13 U	13 U	13 U	5.3 U	5.2 U	13 U
C3-FLUORENES	ug/kg	13 U	13 U	13 U	5.3 U	5.2 U	13 U
C3-NAPHTHALENES	ug/kg	13 U	13 U	13 U	7.1 J	6.8 J	13 U
C3-PHENANTHRENE/ANTHRACENE	ug/kg	13 U	13 U	13 U	5.3 U	5.2 U	13 U
C4-CHRYSENE	ug/kg	13 U	13 U	13 U	5.3 U	5.2 U	13 U
C4-NAPHTHALENES	ug/kg	13 U	13 U	13 U	5.3 U	5.2 U	13 U
C4-PHENANTHRENE/ANTHRACENE	ug/kg	13 U	13 U	13 U	5.3 U	5.2 U	13 U
CAPROLACTAM	ug/kg	130 U	650 U	670 U	660 U	660 U	130 U
CARBAZOLE	ug/kg	66 U	320 U	330 U	330 U	330 U	65 U
CHRYSENE	ug/kg	13 U	13 U	13 U	5.3 U	5.2 U	13 U
DIBENZ(A,H)ANTHRACENE	ug/kg	13 U	13 U	13 U	5.3 U	5.2 U	13 U
DIBENZOFURAN	ug/kg	66 U	320 U	330 U	330 U	330 U	65 U
DIETHYL PHTHALATE	ug/kg	260 U	1,300 U	1,300 U	1,300 U	1,300 U	260 U
DIMETHYL PHTHALATE	ug/kg	260 U	1,300 U	1,300 U	1,300 U	1,300 U	260 U
DI-N-BUTYL PHTHALATE	ug/kg	260 U	1,300 U	1,300 U	1,300 U	1,300 U	260 U
DI-N-OCTYLPHTHALATE	ug/kg	260 U	1,300 U	1,300 U	1,300 U	1,300 UJ	260 U
FLUORANTHENE	ug/kg	20 J	13 U	13 U	8.1 J	5.2 U	15 J
FLUORENE	ug/kg	13 U	13 U	13 U	6.1 J	5.2 U	13 U
HEXACHLOROBUTADIENE	ug/kg	66 U	320 U	330 U	330 U	330 U	65 U
HEXACHLOROCYCLOPENTADIENE	ug/kg	660 U	3,200 U	3,300 U	3,300 U	3,300 U	650 U
HEXACHLOROETHANE	ug/kg	130 U	650 U	670 U	660 U	660 U	130 U
INDENO(1,2,3-C,D)PYRENE	ug/kg	13 U	13 U	13 U	5.3 U	5.2 U	13 U
ISOPHORONE	ug/kg	66 U	320 U	330 U	330 U	330 U	65 U
NAPHTHALENE	ug/kg	13 U	26 J	13 U	5.3 U	5.2 U	13 U

Table C-27
White Perch (Liver) Analytical Results

Sample Name: / Date Analyzed:	Units	NB03LWPC-COMP02 05/02/16	NB03LWPC-COMP03 05/04/16	NB03LWPC-COMP04 05/04/16	NB03LWPN-COMP03 01/26/16	NB03LWPN-COMP04 01/25/16	NB03LWPN-COMP05 05/02/16
NITROBENZENE	ug/kg	66 U	320 U	330 U	330 U	330 U	65 U
N-NITROSODI-N-PROPYLAMINE	ug/kg	66 U	320 U	330 U	330 U	330 U	65 U
N-NITROSODIPHENYLAMINE	ug/kg	66 U	320 U	330 U	330 U	330 U	65 U
PENTACHLOROPHENOL	ug/kg	130 U	650 UJ	670 UJ	660 U	660 U	130 U
PERYLENE	ug/kg	74	13 U	13 U	5.3 U	5.2 U	69
PHENANTHRENE	ug/kg	13 U	13 U	13 U	8.3 J	6.6 J	13 U
PHENOL	ug/kg	66 U	320 U	330 U	330 U	330 U	65 U
PYRENE	ug/kg	13 U	13 U	13 U	5.3 U	5.2 U	13 U
PYRIDINE	ug/kg	260 U	1,300 U	1,300 U	1,300 U	1,300 U	260 U
TOTAL HMW PAHs	ug/kg	20 J	13 U	13 U	8.1 J	5.2 U	15 J
TOTAL LMW PAHs	ug/kg	13 U	26 J	13 U	22 J	13.5 J	13 U
TOTAL PAHs	ug/kg	20 J	26 J	13 U	30.1 J	13.5 J	15 J
Physical Parameters							
MOISTURE (WATER) CONTENT	%	272	274	262	240	251	296
PERCENT MOISTURE	%	73.1	73.3	72.4	70.6	71.5	74.8

Table C-27
White Perch (Liver) Analytical Results

Sample Name: / Date Analyzed:	Units	NB03LWPS-COMP07 01/25/16	NB03LWPS-COMP08 01/25/16	NB03LWPS-COMP09 01/25/16	NB03LWPS-COMP10 01/25/16	NB03LWPS-COMP11 01/25/16
Dioxins/Furans						
1,2,3,4,6,7,8-HEPTACHLORODIBENZOFURAN	ng/kg	10.4 B	4.66 JBQ	6.35 B	5.48 B	5.24 QBJ
1,2,3,4,6,7,8-HEPTACHLORODIBENZO-P-DIOXIN	ng/kg	3.66 JB	3.52 JB	3.57 JB	3.46 JB	2.62 JBQ
1,2,3,4,7,8,9-HEPTACHLORODIBENZOFURAN	ng/kg	0.289 JBQ	0.314 JBQ	0.206 JBQ	0.258 JBQ	0.223 JBQ
1,2,3,4,7,8-HEXACHLORODIBENZOFURAN	ng/kg	8.94 BC	3.48 JB	3.07 JB	3.18 JB	2.2 JB
1,2,3,4,7,8-HEXACHLORODIBENZO-P-DIOXIN	ng/kg	1.41 JB	1.33 JBQ	1.23 JBQ	1.06 JB	0.99 JBQ
1,2,3,6,7,8-HEXACHLORODIBENZOFURAN	ng/kg	2.87 BCJ	3.35 JB	3.64 JB	3.1 JB	2.96 JB
1,2,3,6,7,8-HEXACHLORODIBENZO-P-DIOXIN	ng/kg	4.46 JB	4.24 JB	4.41 JB	4.03 JB	3.67 JB
1,2,3,7,8,9-HEXACHLORODIBENZOFURAN	ng/kg	0.132 JBQ	0.203 JB	0.102 JB	0.226 JB	0.125 JBQ
1,2,3,7,8,9-HEXACHLORODIBENZO-P-DIOXIN	ng/kg	0.869 JB	0.902 JBQ	0.941 JB	0.981 JB	0.91 JBQ
1,2,3,7,8-PENTACHLORODIBENZOFURAN	ng/kg	3.55 BCJ	2.51 BCJ	2.99 BCJ	3.25 BCJ	2.44 BCJ
1,2,3,7,8-PENTACHLORODIBENZO-P-DIOXIN	ng/kg	4.74 JBQ	3.76 JBQ	0.249 U	4.28 JB	0.188 U
2,3,4,6,7,8-HEXACHLORODIBENZOFURAN	ng/kg	1.23 JB	0.717 JBQ	0.761 JBQ	0.779 JB	0.768 JB
2,3,4,7,8-PENTACHLORODIBENZOFURAN	ng/kg	17.4 BC	9.3 BC	9.11 BC	9.97 BC	7.35 BC
2,3,7,8-TETRACHLORODIBENZOFURAN	ng/kg	15.4 C	11.4 BC	12.2 BC	13.2 BC	13 BC
2,3,7,8-TETRACHLORODIBENZO-P-DIOXIN	ng/kg	57.1 B	29.8 B	19.3 B	18.7 B	9.07 B
OCTACHLORODIBENZOFURAN	ng/kg	0.489 JBQ	0.247 JBQ	0.399 JB	0.358 JB	0.296 JB
OCTACHLORODIBENZO-P-DIOXIN	ng/kg	7.28 JB	8.08 JB	8.94 JB	8.53 JB	6.32 JB
PERCENT LIPIDS	%	7.4	6.3	6.7	7.2	8.2
Metals						
ALUMINUM	mg/kg	128 B	110 B	82.4 B	323 B	59.9 B
ANTIMONY	mg/kg	0.66 U	0.6 U	0.388 U	3.3 U	0.347 U
ARSENIC	mg/kg	2.31 B	1.98 B	1.68 B	16.3 B	2.24
BARIUM	mg/kg	1.84 U	1.67 U	1.08 U	9.2 U	1.23 B
BERYLLIUM	mg/kg	0.142 U	0.129 U	0.0835 U	0.71 U	0.0747 U
CADMIUM	mg/kg	0.46 U	0.418 U	0.271 U	2.3 U	0.245 B
CALCIUM	mg/kg	186 U	169 U	179 B	930 U	172 B
CHROMIUM	mg/kg	1 U	0.909 U	0.588 U	5.23 B	0.54 B
COBALT	mg/kg	0.2 U	0.182 U	0.118 U	1 U	0.136 B
COPPER	mg/kg	2,030	2,090	1,600	7,800	1,710
IRON	mg/kg	160 B	104 B	116 B	580 B	118
LEAD	mg/kg	0.26 U	0.236 U	0.156 B	1.3 U	0.137 U
MAGNESIUM	mg/kg	411	338	313	1,200	351
MANGANESE	mg/kg	3.06 B	2.45 B	1.52 B	14.2 B	2.56
MERCURY	ng/g	175	240	179	224	173
METHYL MERCURY	ng/g	71.3	73.8	64.1	92.6	71
NICKEL	mg/kg	1.88 U	1.71 U	1.11 U	9.4 U	0.989 U
POTASSIUM	mg/kg	6,130	4,870	4,710	20,600	5,390
SELENIUM	mg/kg	58.4	55.5	41.5	204	41
SILVER	mg/kg	50.9	47.6	34.8	159	46
SODIUM	mg/kg	1,590	1,340	1,100	5,350	1,290
THALLIUM	mg/kg	0.3 U	0.273 U	0.176 U	1.5 U	0.158 U
TITANIUM	mg/kg	3.7 U	3.36 U	2.18 U	18.5 U	1.95 U
VANADIUM	mg/kg	0.376 B	0.375 B	0.358 B	1.5 U	0.249 B
ZINC	mg/kg	123	101	90	405	96

Table C-27
White Perch (Liver) Analytical Results

Sample Name: / Date Analyzed:	Units	NB03LWPS-COMP07 01/25/16	NB03LWPS-COMP08 01/25/16	NB03LWPS-COMP09 01/25/16	NB03LWPS-COMP10 01/25/16	NB03LWPS-COMP11 01/25/16
Aroclor PCBs						
AROCLOR 1016	ug/kg	NA	NA	NA	NA	NA
AROCLOR 1221	ug/kg	NA	NA	NA	NA	NA
AROCLOR 1232	ug/kg	NA	NA	NA	NA	NA
AROCLOR 1242	ug/kg	NA	NA	NA	NA	NA
AROCLOR 1248	ug/kg	NA	NA	NA	NA	NA
AROCLOR 1254	ug/kg	NA	NA	NA	NA	NA
AROCLOR 1260	ug/kg	NA	NA	NA	NA	NA
AROCLOR 1262	ug/kg	NA	NA	NA	NA	NA
AROCLOR 1268	ug/kg	NA	NA	NA	NA	NA
TOTAL AROCLOR PCBs (SUM OF 7 AROCLORS)	ug/kg	NA	NA	NA	NA	NA
TOTAL AROCLOR PCBs (SUM OF 9 AROCLORS)	ug/kg	NA	NA	NA	NA	NA
Pesticides						
2,4'-DDD	pg/g	133,000 DJ	107,000 DJ	122,000 DJ	180,000 DJ	104,000 DJ
2,4'-DDE	pg/g	19,900 J	19,600 J	23,700 DJ	52,300 DJ	15,200 J
2,4'-DDT	pg/g	6,340 J	2,930 J	5,630 J	6,200 J	4,340 J
4,4'-DDD	pg/g	288,000 DJ	200,000 DJ	277,000 DJ	418,000 DJ	239,000 DJ
4,4'-DDE	pg/g	172,000 DJ	165,000 DJ	203,000 DJ	357,000 DJ	137,000 DJ
4,4'-DDT	pg/g	16,600 J	10,400 J	17,100 J	22,200 J	13,800 J
ALDRIN	pg/g	112 J	9.16 UJ	129 J	115 J	96 J
ALPHA BHC	pg/g	216 J	243 J	267 J	357 J	R
ALPHA ENDOSULFAN	pg/g	57.4 UJ	57.4 UJ	57.4 UJ	1,550 J	R
BETA BHC	pg/g	122 J	118 J	145 J	136 J	163 J
BETA ENDOSULFAN	pg/g	58.3 UJ	R	R	58.3 UDJ	58.3 UJ
CIS-CHLORDANE	pg/g	32,400 DJ	31,400 DJ	30,300 DJ	29,900 DJ	20,300 DJ
CIS-NONACHLOR	pg/g	13,700 J	15,400 J	15,100 J	19,300 J	7,510 DJ
DELTA BHC	pg/g	5.08 UDJ	5.08 UDJ	5.08 UDJ	5.08 UDJ	R
DIELDRIN	pg/g	20,700 DJ	21,100 DJ	17,500 DJ	21,700 DJ	20,700 J
ENDOSULFAN SULFATE	pg/g	63.3 UJ	63.3 UJ	63.3 UJ	63.3 UJ	63.3 UJ
ENDRIN	pg/g	120 J	13.9 UJ	13.9 UJ	13.9 UJ	13.9 UDJ
ENDRIN ALDEHYDE	pg/g	131 UJ	131 UJ	131 UJ	131 UJ	131 UJ
ENDRIN KETONE	pg/g	76 UJ	76 UJ	76 UJ	76 UJ	76 UJ
GAMMA BHC (LINDANE)	pg/g	92.3 J	7.69 UJ	101 J	7.69 UJ	126 J
HEPTACHLOR	pg/g	32.5 UJ	32.5 UJ	32.5 UJ	32.5 UJ	32.5 UJ
HEPTACHLOR EPOXIDE	pg/g	4,890 J	5,720 J	4,260 J	5,190 J	3,790 J
HEXACHLOROBENZENE	pg/g	2,660 BJ	2,380 BJ	2,270 BJ	2,810 BJ	1,620 BJ
METHOXYCHLOR	pg/g	38.9 UJ	38.9 UJ	38.9 UJ	38.9 UJ	38.9 UJ
MIREX	pg/g	1,050 J	1,010 J	1,350 J	1,500 J	736 J
OXYCHLORDANE	pg/g	7,170 J	9,060 J	8,550 J	12,400 J	6,210 J
TRANS-CHLORDANE	pg/g	6,070 J	5,950 J	6,370 J	9,510 DJ	3,640 J
TRANS-HEPTACHLOR EPOXIDE	pg/g	17 UJ	17 UJ	17 UJ	17 UJ	17 UJ
TRANS-NONACHLOR	pg/g	32,900 DJ	28,700 DJ	28,800 DJ	32,000 DJ	22,400 DJ
TOTAL ALPHA + GAMMA CHLORDANE	pg/g	38,500 J	37,400 J	36,700 J	39,400 J	23,900 J
TOTAL DDT (2,4)	pg/g	159,000 J	130,000 J	151,000 J	239,000 J	124,000 J
TOTAL DDT (4,4)	pg/g	477,000 J	375,000 J	497,000 J	797,000 J	390,000 J
TOTAL DDT (2,4 & 4,4)	pg/g	636,000 J	505,000 J	648,000 J	1,040,000 J	513,000 J
PCB Congeners						
PCB-1	ng/kg	416 B	443 B	349 BE	341 B	355 B
PCB-2	ng/kg	9.53 J	9.07 J	9.13	11.6	15.9

Table C-27
White Perch (Liver) Analytical Results

Sample Name: / Date Analyzed:	Units	NB03LWPS-COMP07 01/25/16	NB03LWPS-COMP08 01/25/16	NB03LWPS-COMP09 01/25/16	NB03LWPS-COMP10 01/25/16	NB03LWPS-COMP11 01/25/16
PCB-3	ng/kg	20.4 J	19.8 J	20.8	23.8 J	32.1 B
PCB-4	ng/kg	3,630 BE	4,430 BE	3,020 BE	2,650 BE	2,690 BE
PCB-5	ng/kg	14.2 J	20.3 J	10.2	19 J	22.5 J
PCB-6	ng/kg	845 B	1,460 BE	566 BE	626 B	919 B
PCB-7	ng/kg	73.6	98.9	59.1	70.3	89.2
PCB-8	ng/kg	2,140 BE	2,640 BE	1,590 BE	1,970 BE	2,360 BE
PCB-9	ng/kg	116	159	83.4	106	118
PCB-10	ng/kg	472	571	340 E	252	255
PCB-11	ng/kg	287 B	503 B	441 BE	371 B	444 B
PCB-12/13	ng/kg	62.7	65.2	46.6	61.4	74.8
PCB-14	ng/kg	3.94 U	3.82 U	0.823 J	3.84 U	3.96 U
PCB-15	ng/kg	R	98.7	91.8	111	177 B
PCB-16	ng/kg	4,900 BE	5,410 BE	3,500 BE	3,630 BE	2,850 BE
PCB-17	ng/kg	10,100 BE	10,900 BE	7,110 BE	7,090 BE	5,980 BE
PCB-18/30	ng/kg	16,700 BE	19,100 BE	12,100 BE	11,700 BE	11,000 BE
PCB-19	ng/kg	2,340 E	3,070 E	1,830 E	1,910 E	1,730 E
PCB-20/28	ng/kg	37,900 BE	36,800 BE	29,100 BE	38,500 BE	30,700 BE
PCB-21/33	ng/kg	6,070 E	5,210 E	4,110 E	5,750 E	4,750 E
PCB-22	ng/kg	8,970 BE	8,570 BE	6,570 BE	8,620 BE	7,440 BE
PCB-23	ng/kg	19.2	19.1	15.9	20.3	20.3
PCB-24	ng/kg	4.93 U	4.78 U	0.999 U	117	103
PCB-25	ng/kg	5,630 E	6,490 E	3,320 E	3,680 E	3,650 E
PCB-26/29	ng/kg	8,500 E	9,550 E	5,700 E	6,360 E	6,450 E
PCB-27	ng/kg	2,830 E	3,200 E	2,370 E	2,120 E	1,980 E
PCB-31	ng/kg	23,700 BE	24,100 BE	17,000 BE	20,700 BE	18,200 BE
PCB-32	ng/kg	7,030 E	7,790 E	4,850 E	6,170 E	4,940 BE
PCB-34	ng/kg	325	302	193	218	203
PCB-35	ng/kg	45.6	46.5	35.5	7.74 J	9.18 J
PCB-36	ng/kg	1,160	1,090	0.799 U	3.84 U	3.96 U
PCB-37	ng/kg	1,230	1,250	901 E	1,390	1,230
PCB-38	ng/kg	29.1	29.8	20.4	36.2	27.6
PCB-39	ng/kg	224	186	148	191	154
PCB-40/71	ng/kg	26,900 E	29,800 E	19,700 E	20,200 E	16,200 E
PCB-41	ng/kg	1,650	1,880	1,280 E	1,640	1,070
PCB-42	ng/kg	19,600 E	19,800 E	13,500 E	13,900 E	11,000 E
PCB-43	ng/kg	2,620	3,220 E	1,910 E	1,850	1,610
PCB-44/47/65	ng/kg	74,800 E	77,700 E	57,200 E	59,000 E	43,600 E
PCB-45	ng/kg	5,640 E	5,220 E	3,380 E	4,140 E	3,050 E
PCB-46	ng/kg	2,500	2,740	1,790 E	1,760	1,530
PCB-48	ng/kg	10,100 E	9,130 E	7,080 E	7,410 E	5,850 E
PCB-49/69	ng/kg	63,800 E	67,600 E	50,900 E	49,600 E	38,000 E
PCB-50/53	ng/kg	11,500 E	12,500 E	8,810 E	7,950 E	7,430 E
PCB-51	ng/kg	7,340 E	8,140 E	5,780 E	4,710 E	4,550 E
PCB-52	ng/kg	91,600 BE	99,700 BE	74,100 BE	73,500 BE	56,400 BE
PCB-54	ng/kg	353	363	252	268	242
PCB-55	ng/kg	54.2	5.73 U	1.2 U	214	197
PCB-56	ng/kg	19,400 E	17,800 E	13,600 E	17,000 E	12,900 E
PCB-57	ng/kg	1,880	1,870	1.1 U	334	240
PCB-58	ng/kg	364	358	254	314	239
PCB-60	ng/kg	7,650 E	7,900 E	6,150 E	8,040 E	6,420 E

Table C-27
White Perch (Liver) Analytical Results

Sample Name: / Date Analyzed:	Units	NB03LWPS-COMP07 01/25/16	NB03LWPS-COMP08 01/25/16	NB03LWPS-COMP09 01/25/16	NB03LWPS-COMP10 01/25/16	NB03LWPS-COMP11 01/25/16
PCB-61/70/74/76	ng/kg	101,000 E	96,500 E	75,400 E	101,000 E	70,300 E
PCB-62/75	ng/kg	6,070	6,200	4,470 E	4,930	3,760
PCB-63	ng/kg	2,960 E	3,150 E	2,190 E	2,910 E	2,320
PCB-64	ng/kg	27,200 E	29,700 E	20,900 E	21,700 E	16,800 E
PCB-66	ng/kg	61,900 BE	63,100 BE	50,100 BE	69,200 BE	46,000 E
PCB-67	ng/kg	1,630	1,400	1,030 E	1,290	1,020
PCB-68	ng/kg	1,030	1,010	782 E	940	779
PCB-72	ng/kg	1,370	1,360	1,040 E	1,200	1,030
PCB-73	ng/kg	6.9 U	6.69 U	1.4 U	260	147
PCB-77	ng/kg	3,120 E	3,210 E	2,300 E	3,070 E	2,310
PCB-78	ng/kg	351	7.64 U	1.6 U	7.67 U	7.92 U
PCB-79	ng/kg	469	409	509	553	383
PCB-80	ng/kg	5.42 U	5.25 U	1.1 U	7.03 J	7.48 J
PCB-81	ng/kg	8.87 U	R	R	R	R
PCB-82	ng/kg	6,490 E	6,820 E	5,090 E	5,550 E	3,490 E
PCB-83	ng/kg	3,540 E	13.8 U	3,170 E	3,370 E	2,880
PCB-84	ng/kg	14,700 E	15,800 E	10,800 E	11,400 E	8,540 E
PCB-85/116/117	ng/kg	16,100 E	18,300 E	13,800 E	15,900 E	10,600 E
PCB-86/87/97/109/119/125	ng/kg	49,000 E	53,400 E	40,500 E	43,500 E	31,600 E
PCB-88	ng/kg	10.8 U	10.5 U	2.2 U	47.9	59.4
PCB-89	ng/kg	944	1,040	710 E	725	535
PCB-90/101/113	ng/kg	96,200 BE	104,000 BE	84,300 BE	90,900 BE	59,600 BE
PCB-91	ng/kg	R	R	R	12,100 E	9,040 E
PCB-92	ng/kg	18,400 BE	21,300 BE	15,900 BE	17,300 BE	R
PCB-93/100	ng/kg	3,650	3,610	2,480 E	2,570	1,810
PCB-94	ng/kg	1,020	1,110	738 E	694	521
PCB-95	ng/kg	45,400 E	46,200 E	38,900 E	47,600 E	33,600 E
PCB-96	ng/kg	656	R	R	449	357
PCB-98/102	ng/kg	4,880	5,190	3,540 E	3,390	2,510
PCB-99	ng/kg	63,300 E	3,500 E	55,900 E	61,700 E	41,100 E
PCB-103	ng/kg	1,910	1,930	1,390 E	1,410	1,050
PCB-104	ng/kg	218	173	125	139	106
PCB-105	ng/kg	20,800 E	23,800 E	19,000 E	24,000 E	17,800 E
PCB-106	ng/kg	8.37 U	8.12 U	1.7 U	27.3	16 J
PCB-107	ng/kg	6,290 E	7,060 E	5,390 E	6,990 E	5,440 E
PCB-108/124	ng/kg	2,670	2,760	2,160 E	2,630	2,000
PCB-110/115	ng/kg	89,800 BE	95,800 BE	80,400 BE	84,100 BE	56,300 BE
PCB-111	ng/kg	124	123	108	129	93.3
PCB-112	ng/kg	6.9 U	56,000 E	1.4 U	121	178
PCB-114	ng/kg	1,700	1,990	1,470 E	1,940	1,440
PCB-118	ng/kg	80,100 BE	90,200 BE	74,200 BE	100,000 BE	70,500 BE
PCB-120	ng/kg	633	647	538	607	427
PCB-121	ng/kg	84.7	89	65.6	67.5	51.4
PCB-122	ng/kg	646	782	1.2 U	611	493
PCB-123	ng/kg	1,830	1,760	1,420 E	1,820	1,360
PCB-126	ng/kg	560	644	516	189	R
PCB-127	ng/kg	160	128	143	142	83.1
PCB-128/166	ng/kg	9,340 E	10,700 E	8,570 E	10,800 E	6,640 E
PCB-129/138/163	ng/kg	97,900 E	113,000 E	99,300 E	121,000 E	74,100 BE
PCB-130	ng/kg	4,760 E	5,060 E	4,360 E	4,920 E	3,640 E

Table C-27
White Perch (Liver) Analytical Results

Sample Name: / Date Analyzed:	Units	NB03LWPS-COMP07 01/25/16	NB03LWPS-COMP08 01/25/16	NB03LWPS-COMP09 01/25/16	NB03LWPS-COMP10 01/25/16	NB03LWPS-COMP11 01/25/16
PCB-131	ng/kg	703	725	634 E	R	440
PCB-132	ng/kg	17,400 E	17,500 E	15,400 E	R	12,300 E
PCB-133	ng/kg	2,120	2,470	1,950 E	2,460	1,670
PCB-134	ng/kg	3,700 E	3,710 E	3,430 E	3,160 E	2,220
PCB-135/151	ng/kg	R	35,300 E	28,900 E	R	22,800 E
PCB-136	ng/kg	R	8,320 E	6,650 E	R	R
PCB-137	ng/kg	4,230 E	4,900 E	4,310 E	4,960 E	3,410 E
PCB-139/140	ng/kg	1,590	1,690	1,510 E	1,610	1,150
PCB-141	ng/kg	11,900 BE	13,900 BE	10,600 BE	14,200 BE	9,910 E
PCB-142	ng/kg	24.4 J	8.12 U	1.7 U	R	9.03 J
PCB-143	ng/kg	16.3 U	15.8 U	3.3 U	140	133
PCB-144	ng/kg	R	3,960 E	3,390 E	3,710 E	2,740
PCB-145	ng/kg	R	35	29.9	R	R
PCB-146	ng/kg	18,400 E	20,600 E	17,600 E	R	R
PCB-147/149	ng/kg	57,200 BE	57,000 BE	52,700 BE	58,900 BE	39,600 BE
PCB-148	ng/kg	R	454	373	R	R
PCB-150	ng/kg	R	338	265	R	R
PCB-152	ng/kg	R	119	95	R	R
PCB-153/168	ng/kg	102,000 BE	118,000 BE	104,000 BE	126,000 BE	75,400 BE
PCB-154	ng/kg	R	3,040 E	2,430 E	R	R
PCB-155	ng/kg	526	355	238	310	197
PCB-156/157	ng/kg	8,530 E	9,940 E	7,950 E	10,100 E	7,750 E
PCB-158	ng/kg	7,080 E	8,270 E	6,740 E	8,120 E	5,600 E
PCB-159	ng/kg	6.9 U	435	1.4 U	18.1 J	14.1 J
PCB-160	ng/kg	31 U	30.1 U	6.29 U	45.1 J	31.2 U
PCB-161	ng/kg	6.4 U	6.21 U	1.3 U	R	R
PCB-162	ng/kg	769	776	637 E	765	589
PCB-164	ng/kg	4,700 E	5,190 E	4,230 E	4,720 E	3,230 E
PCB-165	ng/kg	86.9	91.9	80.6	R	R
PCB-167	ng/kg	3,470 E	3,870 E	3,130 E	4,020 E	3,120 E
PCB-169	ng/kg	7.39 U	7.16 U	1.5 U	11.2 J	9.29 J
PCB-170	ng/kg	17,400 E	18,400 E	14,700 E	20,100 E	12,900 E
PCB-171/173	ng/kg	5,310	5,860 E	4,500 E	R	R
PCB-172	ng/kg	4,130 E	4,400 E	3,580 E	4,410 E	3,040 E
PCB-174	ng/kg	13,000 E	13,000 E	10,500 E	R	R
PCB-175	ng/kg	R	1,290	1,010 E	R	R
PCB-176	ng/kg	2,040	1,980	1,710 E	1,590	1,350
PCB-177	ng/kg	8,830 E	8,870 E	7,520 E	R	R
PCB-178	ng/kg	7,720 E	8,290 E	6,850 E	7,230 E	5,350 E
PCB-179	ng/kg	7,980 E	7,380 E	6,560 E	6,150 E	4,940 E
PCB-180/193	ng/kg	54,300 E	59,700 E	49,800 E	66,200 E	39,200 E
PCB-181	ng/kg	225	240	191	R	R
PCB-182	ng/kg	204	247	175	R	R
PCB-183/185	ng/kg	17,200 E	18,400 E	14,200 E	R	R
PCB-184	ng/kg	135	115	86.7	80.8	70.2
PCB-186	ng/kg	7.39 U	7.67 J	1.5 U	7.19 U	7.43 U
PCB-187	ng/kg	R	55,300 E	44,700 E	R	R
PCB-188	ng/kg	185	180	140	165	126
PCB-189	ng/kg	826	899	766 E	887	660
PCB-190	ng/kg	4,190 E	4,400 E	3,520 E	4,770 E	3,010 E

Table C-27
White Perch (Liver) Analytical Results

Sample Name: / Date Analyzed:	Units	NB03LWPS-COMP07 01/25/16	NB03LWPS-COMP08 01/25/16	NB03LWPS-COMP09 01/25/16	NB03LWPS-COMP10 01/25/16	NB03LWPS-COMP11 01/25/16
PCB-191	ng/kg	744	792	633 E	858	557
PCB-192	ng/kg	9.09 J	6.21 U	1.3 U	6.23 U	6.44 U
PCB-194	ng/kg	9,030 E	9,290 E	7,250 E	10,100 E	6,930 E
PCB-195	ng/kg	3,120	4,110	2,510 E	3,520	2,470
PCB-196	ng/kg	4,960 E	6,420 E	4,130 E	5,330 E	3,990
PCB-197/200	ng/kg	1,100	1,390	876	887	812
PCB-198/199	ng/kg	15,600 E	20,200 E	12,700 E	14,600 E	12,100 E
PCB-201	ng/kg	1,830	2,440	1,510 E	1,590	1,420
PCB-202	ng/kg	5,990 E	5,850 E	5,030 E	5,680 E	4,280
PCB-203	ng/kg	9,910 E	13,200 E	8,100 E	9,920 E	7,450 E
PCB-204	ng/kg	22.9 J	27.8	2.1 U	12.8 J	15.3 J
PCB-205	ng/kg	508	515	420	521	357
PCB-206	ng/kg	7,810 E	7,580 E	6,390 E	6,790 E	5,370 E
PCB-207	ng/kg	668	719	626	629	484
PCB-208	ng/kg	2,650	2,680	2,270 E	2,410	1,990
PCB-209	ng/kg	3,380	3,270	2,850 E	3,060	3,460
TOTAL PCB CONGENERS (209)	ng/kg	1,800,000 J	2,030,000 J	1,610,000 J	1,700,000 J	1,230,000 J
Semivolatiles						
1,2,4,5-TETRACHLOROBENZENE	ug/kg	320 U	330 U	500 U	330 U	330 U
1,2-DIPHENYLHYDRAZINE	ug/kg	320 U	330 U	500 U	330 U	330 U
1-METHYLNAPHTHALENE	ug/kg	6.1 J	5.5 J	9.9 J	6.2 J	12 J
2,3,4,6-TETRACHLOROPHENOL	ug/kg	1,300 U	1,300 U	2,000 U	1,300 U	1,300 U
2,4,5-TRICHLOROPHENOL	ug/kg	320 U	330 U	500 U	330 U	330 U
2,4,6-TRICHLOROPHENOL	ug/kg	320 U	330 U	500 U	330 U	330 U
2,4-DICHLOROPHENOL	ug/kg	320 U	330 U	500 U	330 U	330 U
2,4-DIMETHYLPHENOL	ug/kg	320 U	330 U	500 U	330 U	330 U
2,4-DINITROPHENOL	ug/kg	5,800 U	6,000 U	9,000 U	6,000 U	6,000 U
2,4-DINITROTOLUENE	ug/kg	1,300 U	1,300 U	2,000 U	1,300 U	1,300 U
2,6-DINITROTOLUENE	ug/kg	320 U	330 U	500 U	330 U	330 U
2-CHLORONAPHTHALENE	ug/kg	130 U	130 U	200 U	130 U	130 U
2-CHLOROPHENOL	ug/kg	320 U	330 U	500 U	330 U	330 U
2-METHYLNAPHTHALENE	ug/kg	6.5 J	5.3 U	9.6 J	5.8 J	13 J
2-METHYLPHENOL (O-CRESOL)	ug/kg	320 U	330 U	500 U	330 U	330 U
2-NITROANILINE	ug/kg	320 U	330 U	500 U	330 U	330 U
2-NITROPHENOL	ug/kg	320 U	330 U	500 U	330 U	330 U
3,3'-DICHLOROBENZIDINE	ug/kg	1,900 U	2,000 U	3,000 U	2,000 U	2,000 U
3-NITROANILINE	ug/kg	1,300 U	1,300 U	2,000 U	1,300 U	1,300 U
4,6-DINITRO-2-METHYLPHENOL	ug/kg	3,200 U	3,300 U	5,000 U	3,300 U	3,300 U
4-BROMOPHENYL PHENYL ETHER	ug/kg	320 U	330 U	500 U	330 U	330 U
4-CHLORO-3-METHYLPHENOL	ug/kg	320 U	330 U	500 U	330 U	330 U
4-CHLOROANILINE	ug/kg	650 U	670 U	1,000 U	670 U	660 U
4-CHLOROPHENYL PHENYL ETHER	ug/kg	320 U	330 U	500 U	330 U	330 U
4-METHYLPHENOL (P-CRESOL)	ug/kg	320 U	330 U	500 U	330 U	330 U
4-NITROANILINE	ug/kg	1,300 U	1,300 U	2,000 U	1,300 U	1,300 U
4-NITROPHENOL	ug/kg	3,200 U	3,300 U	5,000 U	3,300 U	3,300 U
ACENAPHTHENE	ug/kg	12 J	9.8 J	19 J	12 J	25
ACENAPHTHYLENE	ug/kg	5.3 U	5.3 U	7.9 U	5.3 U	5.3 U
ACETOPHENONE	ug/kg	320 U	330 U	500 U	330 U	330 U
ANTHRACENE	ug/kg	5.3 U	5.3 U	7.9 U	5.3 U	5.3 U
ATRAZINE	ug/kg	650 U	670 U	1,000 U	670 U	660 U

Table C-27
White Perch (Liver) Analytical Results

Sample Name: / Date Analyzed:	Units	NB03LWPS-COMP07 01/25/16	NB03LWPS-COMP08 01/25/16	NB03LWPS-COMP09 01/25/16	NB03LWPS-COMP10 01/25/16	NB03LWPS-COMP11 01/25/16
BENZALDEHYDE	ug/kg	1,300 UJ	1,300 UJ	2,000 UJ	1,300 UJ	1,400 J
BENZIDINE	ug/kg	14,000 U	14,000 U	21,000 U	14,000 U	14,000 U
BENZO(A)ANTHRACENE	ug/kg	5.3 U	5.3 U	7.9 U	5.3 U	5.3 U
BENZO(A)PYRENE	ug/kg	5.3 UJ	5.3 U	7.9 U	5.3 U	5.3 UJ
BENZO(B)FLUORANTHENE	ug/kg	5.3 UJ	5.3 U	7.9 U	5.3 U	5.3 UJ
BENZO(G,H,I)PERYLENE	ug/kg	5.3 UJ	5.3 U	7.9 U	5.3 U	5.3 UJ
Benzo(j)+(k)Fluoranthene	ug/kg	5.3 UJ	5.3 U	7.9 U	5.3 U	5.3 UJ
BENZO[E]PYRENE	ug/kg	5.3 U	5.3 U	7.9 U	5.3 U	5.3 U
BENZOIC ACID	ug/kg	3,200 U	3,300 U	5,000 U	3,300 U	3,300 U
BENZYL BUTYL PHTHALATE	ug/kg	1,300 U	1,300 U	2,000 U	1,300 U	1,300 U
BIPHENYL (DIPHENYL)	ug/kg	320 U	330 U	500 U	330 U	330 U
BIS(2-CHLOROETHOXY) METHANE	ug/kg	320 U	330 U	500 U	330 U	330 U
BIS(2-CHLOROETHYL) ETHER (2-CHLOROETHYL ETHER)	ug/kg	320 U	330 U	500 U	330 U	330 U
BIS(2-CHLOROISOPROPYL) ETHER	ug/kg	320 U	330 U	500 U	330 U	330 U
BIS(2-ETHYLHEXYL) PHTHALATE	ug/kg	1,300 U	1,300 U	2,000 U	1,300 U	1,300 U
C1-CHRYSENES	ug/kg	5.3 U	5.3 U	7.9 U	5.3 U	5.3 U
C1-FLUORANTHENES/PYRENES	ug/kg	5.3 U	5.3 U	7.9 U	5.3 U	5.3 U
C1-FLUORENES	ug/kg	5.3 U	5.3 U	7.9 U	5.3 U	5.3 U
C1-NAPHTHALENES	ug/kg	8.5 J	5.3 U	7.9 U	5.3 U	16
C1-PHENANTHRENE/ANTHRACENE	ug/kg	5.3 U	5.3 U	7.9 U	5.3 U	5.3 U
C2-CHRYSENE	ug/kg	5.3 U	5.3 U	7.9 U	5.3 U	5.3 U
C2-FLUORANTHENES/PYRENE	ug/kg	5.3 U	5.3 U	7.9 U	5.3 U	5.3 U
C2-FLUORENES	ug/kg	5.3 U	5.3 U	7.9 U	5.3 U	5.3 U
C2-NAPHTHALENES	ug/kg	16	14	26	16	32
C2-PHENANTHRENE/ANTHRACENE	ug/kg	5.3 U	5.3 U	7.9 U	5.3 U	5.3 U
C3-CHRYSENE	ug/kg	5.3 U	5.3 U	7.9 U	5.3 U	5.3 U
C3-FLUORANTHENES/PYRENE	ug/kg	5.3 U	5.3 U	7.9 U	5.3 U	5.3 U
C3-FLUORENES	ug/kg	5.3 U	5.3 U	7.9 U	5.3 U	5.3 U
C3-NAPHTHALENES	ug/kg	13 J	11 J	20 J	11 J	26
C3-PHENANTHRENE/ANTHRACENE	ug/kg	5.3 U	5.3 U	7.9 U	5.3 U	5.3 U
C4-CHRYSENE	ug/kg	5.3 U	5.3 U	7.9 U	5.3 U	5.3 U
C4-NAPHTHALENES	ug/kg	5.3 U	5.3 U	7.9 U	5.3 U	5.3 U
C4-PHENANTHRENE/ANTHRACENE	ug/kg	5.3 U	5.3 U	7.9 U	5.3 U	5.3 U
CAPROLACTAM	ug/kg	650 U	670 U	1,000 U	670 U	660 U
CARBAZOLE	ug/kg	320 U	330 U	500 U	330 U	330 U
CHRYSENE	ug/kg	5.3 U	5.3 U	7.9 U	5.3 U	5.3 U
DIBENZ(A,H)ANTHRACENE	ug/kg	5.3 UJ	5.3 U	7.9 U	5.3 U	5.3 UJ
DIBENZOFURAN	ug/kg	320 U	330 U	500 U	330 U	330 U
DIETHYL PHTHALATE	ug/kg	1,300 U	1,300 U	2,000 U	1,300 U	1,300 U
DIMETHYL PHTHALATE	ug/kg	1,300 U	1,300 U	2,000 U	1,300 U	1,300 U
DI-N-BUTYL PHTHALATE	ug/kg	1,300 U	1,300 U	2,000 U	1,300 U	1,300 U
DI-N-OCTYLPHTHALATE	ug/kg	1,300 U	1,300 U	2,000 U	1,300 U	1,300 U
FLUORANTHENE	ug/kg	11 J	8.2 J	14 J	5.5 J	17
FLUORENE	ug/kg	7.8 J	7.5 J	13 J	7.7 J	16
HEXACHLOROBUTADIENE	ug/kg	320 U	330 U	500 U	330 U	330 U
HEXACHLOROCYCLOPENTADIENE	ug/kg	3,200 U	3,300 U	5,000 U	3,300 U	3,300 U
HEXACHLOROETHANE	ug/kg	650 U	670 U	1,000 U	670 U	660 U
INDENO(1,2,3-C,D)PYRENE	ug/kg	5.3 UJ	5.3 U	7.9 U	5.3 U	5.3 UJ
ISOPHORONE	ug/kg	320 U	330 U	500 U	330 U	330 U
NAPHTHALENE	ug/kg	5.3 U	5.3 U	7.9 U	5.3 U	5.3 U

Table C-27
White Perch (Liver) Analytical Results

Sample Name: / Date Analyzed:	Units	NB03LWPS-COMP07 01/25/16	NB03LWPS-COMP08 01/25/16	NB03LWPS-COMP09 01/25/16	NB03LWPS-COMP10 01/25/16	NB03LWPS-COMP11 01/25/16
NITROBENZENE	ug/kg	320 U	330 U	500 U	330 U	330 U
N-NITROSODI-N-PROPYLAMINE	ug/kg	320 U	330 U	500 U	330 U	330 U
N-NITROSODIPHENYLAMINE	ug/kg	320 U	330 U	500 U	330 U	330 U
PENTACHLOROPHENOL	ug/kg	650 U	670 U	1,000 U	670 U	660 U
PERYLENE	ug/kg	5.3 U	5.3 U	7.9 U	5.3 U	5.3 U
PHENANTHRENE	ug/kg	14	12 J	20	11 J	29
PHENOL	ug/kg	320 U	330 U	500 U	330 U	330 U
PYRENE	ug/kg	5.3 U	5.3 U	7.9 U	5.3 U	5.3 U
PYRIDINE	ug/kg	1,300 U	1,300 U	2,000 U	1,300 U	1,300 U
TOTAL HMW PAHs	ug/kg	11 J	8.2 J	14 J	5.5 J	17
TOTAL LMW PAHs	ug/kg	40.3 J	29.3 J	61.6 J	36.5 J	83 J
TOTAL PAHs	ug/kg	51.3 J	37.5 J	75.6 J	42 J	100 J
Physical Parameters						
MOISTURE (WATER) CONTENT	%	186	230	232	226	212
PERCENT MOISTURE	%	65	69.7	69.9	69.3	67.9

Table C-27
White Perch (Liver) Analytical Results

Notes:

1. Totals were calculated using detected values only. If all analytes that make up a given total are non-detect, the total will be reported as the highest detection limit of the individual analytes and will be qualified with a "U" flag to indicate it is a non-detect.
2. Total PCB Congeners (209) = sum of 209 individual congener PCBs
3. Total Aroclor PCBs (Sum of 7 Aroclors) = sum of Aroclor-1016, Aroclor-1221, Aroclor-1232, Aroclor-1242, Aroclor-1248, Aroclor-1254, and Aroclor-1260
4. Total Aroclor PCBs (Sum of 9 Aroclors) = sum of Aroclor-1016, Aroclor-1221, Aroclor-1232, Aroclor-1242, Aroclor-1248, Aroclor-1254, Aroclor-1260, Aroclor-1262, and Aroclor-1268
5. Total Alpha + Gamma Chlordane = sum of alpha-Chlordane and gamma-Chlordane
6. Total DDT (2,4) = sum of 2,4'-DDD, 2,4'-DDE, and 2,4'-DDT
7. Total DDT (4,4) = sum of 4,4'-DDD, 4,4'-DDE, and 4,4'-DDT
8. Total DDT (2,4 & 4,4) = sum of 2,4'-DDD, 2,4'-DDE, 2,4'-DDT, 4,4'-DDD, 4,4'-DDE, and 4,4'-DDT
9. Total HMW PAHs = sum of fluoranthene, pyrene, benzo(a)anthracene, chrysene, benzo(b)fluoranthene, benzo(k)fluoranthene, benzo(a)pyrene, indeno(1,2,3-cd)pyrene, dibenzo(a,h)anthracene, and benzo(g,h,i)perylene.
10. Total LMW PAHs = sum of naphthalene, 2-methylnaphthalene, acenaphthylene, acenaphthene, fluorene, phenanthrene, and anthracene.
11. Total PAHs = sum of Total LMW PAHs and Total HMW PAHs.

DDD = dichlorodiphenyldichloroethane
DDE = dichlorodiphenyldichloroethylene
DDT = dichlorodiphenyltrichloroethane
HMW = high molecular weight
LMW = low molecular weight
PAH = polycyclic aromatic hydrocarbon
PCB = polychlorinated biphenyl

% = percent
mg/kg = milligrams per kilogram
ng/g = nanograms per gram
ng/kg = nanograms per kilogram
pg/g = picograms per gram
ug/kg = micrograms per kilogram

Table C-28
Lipid Normalized White Perch (Liver) Analytical Results

Sample Name: / Date Analyzed:	Units	NB03LWPC-COMP02 05/02/16	NB03LWPC-COMP03 05/04/16	NB03LWPC-COMP04 05/04/16	NB03LWPN-COMP03 01/26/16	NB03LWPN-COMP04 01/25/16	NB03LWPN-COMP05 05/02/16
Dioxins/Furans							
1,2,3,4,6,7,8-HpCDD	ng/kg	53.8 JB	43.6 JB	44.7 JB	44.7 JBQ	51.7 JBQ	56.0 JB
1,2,3,4,6,7,8-HpCDF	ng/kg	196 B	121 B	124 B	163 B	286 B	127 B
1,2,3,4,7,8,9-HpCDF	ng/kg	4.13 JBQ	3.06 JBQ	2.21 JB	14.1 JBQ	3.90 JBQ	3.62 JB
1,2,3,4,7,8-HxCDD	ng/kg	17.5 JB	16.0 JQ	11.9 JQ	19.3 JBQ	17.9 JBQ	21.0 JB
1,2,3,4,7,8-HxCDF	ng/kg	220 C	185 C	167	151 C	193 C	155 C
1,2,3,6,7,8-HxCDD	ng/kg	50.0 JB	43.6 JBQ	44.5 JBQ	51.1 JB	51.4 JBQ	52.6 JB
1,2,3,6,7,8-HxCDF	ng/kg	32.7 JC	25.1 BCJ	78.7 J	59.3 JC	70.9 JC	67.4 JB
1,2,3,7,8,9-HxCDD	ng/kg	14.0 JB	10.1 J	9.91 J	11.4 JB	13.5 JBQ	16.3 JBQ
1,2,3,7,8,9-HxCDF	ng/kg	2.29 JB	2.11 JBQ	2.02 JB	2.24 JBQ	2.81 JB	2.90 JBQ
1,2,3,7,8-PCDD	ng/kg	2.41 U	4.43 U	46.6 JBQ	5.29 U	56.6 JBQ	43.3 JQ
1,2,3,7,8-PCDF	ng/kg	65.7 JC	63.0 BCJ	59.1 BCJ	55.8 BCJ	61.6 BCJ	65.0 JC
2,3,4,6,7,8-HxCDF	ng/kg	16.6 JB	16.0 J	16.0 JQ	17.4 JBQ	22.6 JB	14.4 JBQ
2,3,4,7,8-PCDF	ng/kg	268 BC	298 BC	249 BC	349 BC	474 BC	197 BC
2,3,7,8-TCDD	ng/kg	1,020 B	830 B	708 B	1,960 B	1,740 B	1,210 B
2,3,7,8-TCDF	ng/kg	188 C	171 C	130 C	200 BC	219 BC	159 C
OCDD	ng/kg	99.1 JB	71.1 JB	76.6 JB	61.3 JB	64.5 JB	113 JB
OCDF	ng/kg	7.32 JB	6.55 JBQ	5.75 JB	11.0 JB	12.2 JB	10.1 JB
Aroclor PCBs							
Aroclor 1016	ug/kg	640 U	680 U	680 U	NA	NA	860 U
Aroclor 1221	ug/kg	820 U	870 U	870 U	NA	NA	1,100 U
Aroclor 1232	ug/kg	1,400 U	1,500 U	1,500 U	NA	NA	1,900 U
Aroclor 1242	ug/kg	590 U	620 U	620 U	NA	NA	790 U
Aroclor 1248	ug/kg	7,300	9,200	9,200	NA	NA	9,800
Aroclor 1254	ug/kg	7,900 J	8,900	9,400	NA	NA	11,000 J
Aroclor 1260	ug/kg	2,700 J	5,800 PJ	6,600 PJ	NA	NA	3,800 J
Aroclor 1262	ug/kg	590 U	620 U	620 U	NA	NA	790 U
Aroclor 1268	ug/kg	590 U	620 U	620 U	NA	NA	790 U
Total Aroclor PCBs (Sum Of 7 Aroclors)	ug/kg	18,000 J	24,000 J	25,000 J	NA	NA	24,000 J
Total Aroclor PCBs (Sum Of 9 Aroclors)	ug/kg	18,000 J	24,000 J	25,000 J	NA	NA	24,000 J
Pesticides							
2,4'-DDD	pg/g	261,000	809,000 D	655,000 D	473,000 DJ	391,000 J	1,320,000 D
2,4'-DDE	pg/g	117,000	406,000	281,000	316,000 J	302,000 J	271,000
2,4'-DDT	pg/g	6,500	26,400	29,200	11,600 J	10,600 J	80,500
4,4'-DDD	pg/g	1,130,000 D	2,470,000 D	2,420,000 D	1,380,000 DJ	1,290,000 DJ	4,380,000 D
4,4'-DDE	pg/g	1,670,000 BD	3,000,000 BD	2,530,000 BD	2,670,000 DJ	2,590,000 DJ	3,190,000 BD
4,4'-DDT	pg/g	24,300	93,000	109,000	42,000 J	49,800 J	184,000
Aldrin	pg/g	895	1,240	173 U	3,420 J	2,380 J	890 J
Alpha BHC	pg/g	114 U	1,090	877	3,380 J	4,170 J	1,410 B
Alpha endosulfan	pg/g	1,030 U	1,080 U	1,080 U	1,040 UJ	990 UJ	1,370 U
Beta BHC	pg/g	909	1,160	1,190	1,980 J	2,090 J	1,480
Beta endosulfan	pg/g	1,040 U	1,100 U	1,100 U	1,060 UJ	1,010 UJ	1,390 U
cis-Chlordane	pg/g	133,000	447,000 D	432,000	1,050,000 DJ	662,000 DJ	245,000
cis-Nonachlor	pg/g	139,000 D	182,000	166,000	360,000 J	245,000 J	173,000 D
Delta BHC	pg/g	90.7 U	95.9 U	95.9 U	92.4 UJ	R	121 U

Table C-28
Lipid Normalized White Perch (Liver) Analytical Results

Sample Name: / Date Analyzed:	Units	NB03LWPC-COMP02 05/02/16	NB03LWPC-COMP03 05/04/16	NB03LWPC-COMP04 05/04/16	NB03LWPN-COMP03 01/26/16	NB03LWPN-COMP04 01/25/16	NB03LWPN-COMP05 05/02/16
Dieldrin	pg/g	164,000 D	257,000	240,000	385,000 DJ	371,000 J	195,000 D
Endosulfan sulfate	pg/g	1,130 U	1,190 U	1,190 U	1,150 UJ	1,090 UJ	1,510 U
Endrin	pg/g	248 U	262 U	262 U	253 UJ	240 UJ	331 U
Endrin aldehyde	pg/g	2,340 U	2,470 U	2,470 U	2,380 UJ	2,260 UJ	3,120 U
Endrin ketone	pg/g	1,360 U	R	R	6,020 J	1,310 UJ	R
Gamma BHC (Lindane)	pg/g	523 J	570 J	145 U	1,070 J	1,300 J	631 J
Heptachlor	pg/g	364 J	613 U	613 UJ	420 J	560 UJ	774 U
Heptachlor epoxide	pg/g	33,000	43,800	41,300	89,500 J	67,100 J	48,800
Hexachlorobenzene	pg/g	28,200 B	42,800 B	51,100 B	61,500 BJ	60,700 BJ	48,100 B
Methoxychlor	pg/g	695 U	734 U	734 UJ	707 UJ	671 UJ	926 U
Mirex	pg/g	6,730	8,580	10,400	7,290 J	11,500 J	11,500
Oxychlordane	pg/g	60,700	72,500	85,800	109,000 J	101,000 J	93,600
Trans-chlordane	pg/g	77,100	110,000 J	115,000	198,000 J	122,000 J	84,500
Trans-heptachlor epoxide	pg/g	304 U	321 U	321 U	309 UJ	293 UJ	405 U
Trans-nonachlor	pg/g	404,000 B	534,000 D	428,000 J	702,000 DJ	541,000 DJ	452,000 B
Total Alpha + Gamma Chlordane	pg/g	210,000	557,000 J	547,000	1,250,000 J	784,000 J	330,000
Total DDT (2,4)	pg/g	384,000	1,240,000	965,000	801,000 J	704,000 J	1,670,000
Total DDT (4,4)	pg/g	2,820,000	5,560,000	5,050,000	4,100,000 J	3,930,000 J	7,760,000
Total DDT (2,4 & 4,4)	pg/g	3,200,000	6,810,000	6,020,000	4,900,000 J	4,630,000 J	9,430,000
PCB Congeners							
PCB-1	ng/kg	R	R	R	4,650 B	4,210 B	R
PCB-2	ng/kg	100 J	85.7 J	88.9 J	146 J	152 J	83.1 U
PCB-3	ng/kg	196 J	152 J	283 J	253 J	271 J	170 J
PCB-4	ng/kg	38,000 B	36,400	37,200	61,500 BE	53,300 BE	31,900 B
PCB-5	ng/kg	69.1 U	319 J	321 J	298 J	364 J	305 J
PCB-6	ng/kg	13,800	18,300	11,100	17,800 B	20,300 B	10,200
PCB-7	ng/kg	1,240	1,290	1,120	1,420	1,580	1,020
PCB-8	ng/kg	34,300 B	34,700 B	29,100 B	40,900 BE	42,900 BE	31,000 B
PCB-9	ng/kg	1,740	2,080	1,660	2,600	2,760	1,650
PCB-10	ng/kg	3,790	3,400	3,770	6,600	5,790	2,500
PCB-11	ng/kg	5,320 B	4,450 B	3,910 B	3,950 B	3,830 B	4,620 B
PCB-12/13	ng/kg	648	564	485	993	893	529 J
PCB-14	ng/kg	69.1 U	73.2 U	73.0 U	70.6 U	68.1 U	94.8 U
PCB-15	ng/kg	584	851	609	R	R	612
PCB-16	ng/kg	73,400 BE	68,500 BE	52,100 B	135,000 BE	133,000 BE	64,000 B
PCB-17	ng/kg	148,000 BE	138,000 BE	106,000 BE	262,000 BE	259,000 BE	124,000 BE
PCB-18/30	ng/kg	232,000 BE	221,000 BE	165,000 BE	420,000 BE	422,000 BE	194,000 BE
PCB-19	ng/kg	34,600	33,200	27,900	48,500 E	45,900 E	29,300
PCB-20/28	ng/kg	920,000 BE	885,000 BE	602,000 BE	1,190,000 BE	1,180,000 BE	726,000 BE
PCB-21/33	ng/kg	109,000 E	112,000 E	82,300	153,000 E	142,000 E	90,500
PCB-22	ng/kg	188,000 BE	200,000 E	145,000 E	251,000 BE	243,000 BE	193,000 BE
PCB-23	ng/kg	320	313	258	447	431	324
PCB-24	ng/kg	86.4 U	91.5 U	91.3 U	88.2 U	85.2 U	119 U
PCB-25	ng/kg	107,000 E	121,000 E	70,800 E	167,000 E	178,000 E	71,400 E
PCB-26/29	ng/kg	163,000 E	172,000 E	106,000	216,000 E	233,000 E	116,000

Table C-28
Lipid Normalized White Perch (Liver) Analytical Results

Sample Name: / Date Analyzed:	Units	NB03LWPC-COMP02 05/02/16	NB03LWPC-COMP03 05/04/16	NB03LWPC-COMP04 05/04/16	NB03LWPN-COMP03 01/26/16	NB03LWPN-COMP04 01/25/16	NB03LWPN-COMP05 05/02/16
PCB-27	ng/kg	33,200	28,700	24,000	51,800 E	49,100 E	30,000
PCB-31	ng/kg	484,000 BE	408,000 BE	272,000 BE	656,000 BE	671,000 BE	350,000 BE
PCB-32	ng/kg	117,000 BE	138,000 E	101,000 E	185,000 E	181,000 E	104,000 BE
PCB-34	ng/kg	6,750	6,700	4,680	9,960	9,710	4,790
PCB-35	ng/kg	77.9 U	82.3 U	82.1 U	1,060	1,070	107 U
PCB-36	ng/kg	69.1 U	73.2 U	73.0 U	32,400 E	32,900 E	94.8 U
PCB-37	ng/kg	13,500	13,100	9,580	21,100	24,000	9,400
PCB-38	ng/kg	761	585	413	895	847	690
PCB-39	ng/kg	3,860	3,150	2,090	5,560	5,470	2,860
PCB-40/71	ng/kg	486,000 E	455,000 E	315,000 E	820,000 E	797,000 E	379,000 E
PCB-41	ng/kg	21,600	26,800	19,100	42,500	41,600	26,900
PCB-42	ng/kg	327,000 E	313,000 E	226,000 E	591,000 E	583,000 E	255,000 E
PCB-43	ng/kg	45,400	44,300	31,100	71,800 E	79,000 E	33,800
PCB-44/47/65	ng/kg	1,390,000 E	1,230,000 BE	870,000 BE	2,290,000 E	2,240,000 E	1,040,000 E
PCB-45	ng/kg	79,300	86,600	67,000	153,000 E	153,000 E	78,600
PCB-46	ng/kg	36,300	38,300	27,000	63,800 E	62,100 E	30,000
PCB-48	ng/kg	153,000 E	145,000 E	107,000	247,000 E	248,000 E	126,000
PCB-49/69	ng/kg	1,150,000 E	1,030,000 BE	717,000 BE	1,820,000 E	1,810,000 E	840,000 E
PCB-50/53	ng/kg	154,000	160,000	121,000	271,000 E	267,000 E	136,000
PCB-51	ng/kg	113,000 E	100,000	75,700	202,000 E	183,000 E	90,000
PCB-52	ng/kg	1,640,000 BE	1,450,000 BE	1,000,000 BE	2,560,000 BE	2,500,000 BE	1,200,000 BE
PCB-54	ng/kg	5,980	4,790	4,810	11,100	8,530	4,330
PCB-55	ng/kg	4,950	5,830	3,750	106 U	1,860	4,690
PCB-56	ng/kg	336,000 E	338,000 E	238,000 E	525,000 E	486,000 E	262,000 E
PCB-57	ng/kg	6,840	6,620	4,660	47,100	48,300	5,600
PCB-58	ng/kg	7,500	6,830	5,260	10,400	10,700	4,790
PCB-60	ng/kg	148,000 E	137,000 E	108,000	195,000 E	212,000 E	153,000 E
PCB-61/70/74/76	ng/kg	2,140,000 E	2,090,000 E	1,430,000 E	3,040,000 E	2,930,000 E	1,690,000 E
PCB-62/75	ng/kg	105,000	96,400	73,600	169,000 E	172,000 E	86,400
PCB-63	ng/kg	59,100	63,800	49,800	78,400 E	89,800 E	52,900
PCB-64	ng/kg	491,000 E	464,000 BE	336,000 BE	856,000 E	838,000 E	386,000 E
PCB-66	ng/kg	1,570,000 BE	1,390,000 BE	975,000 BE	1,910,000 BE	1,980,000 BE	1,160,000 BE
PCB-67	ng/kg	32,500	31,300	22,300	47,100	47,400	24,000
PCB-68	ng/kg	21,300	19,100	15,700	26,200	28,300	16,600
PCB-72	ng/kg	30,000	26,400	21,100	35,600	38,600	22,600
PCB-73	ng/kg	5,050	3,430	3,920	123 U	119 U	4,830
PCB-77	ng/kg	55,900	56,200	44,500	82,000 E	84,300 E	47,100
PCB-78	ng/kg	138 U	146 U	146 U	9,420	136 U	190 U
PCB-79	ng/kg	11,400	9,300	7,530	11,800	13,100	8,240
PCB-80	ng/kg	95.0 U	101 U	100 U	96.9 U	267 J	130 U
PCB-81	ng/kg	2,210	2,150	1,910	3,580	3,980	2,040
PCB-82	ng/kg	88,000	81,300	60,600	182,000 E	176,000 E	71,200
PCB-83	ng/kg	54,300	52,800	48,100	95,600 E	96,900 E	48,600
PCB-84	ng/kg	211,000 E	204,000 E	158,000 E	405,000 E	374,000 E	169,000 E
PCB-85/116/117	ng/kg	255,000 E	234,000	189,000	433,000 E	495,000 E	215,000

Table C-28
Lipid Normalized White Perch (Liver) Analytical Results

Sample Name: / Date Analyzed:	Units	NB03LWPC-COMP02 05/02/16	NB03LWPC-COMP03 05/04/16	NB03LWPC-COMP04 05/04/16	NB03LWPN-COMP03 01/26/16	NB03LWPN-COMP04 01/25/16	NB03LWPN-COMP05 05/02/16
PCB-86/87/97/109/119/125	ng/kg	725,000 E	664,000 E	526,000	1,280,000 E	1,360,000 E	576,000 E
PCB-88	ng/kg	189 U	202 U	200 U	195 U	188 U	262 U
PCB-89	ng/kg	12,100	12,300	8,870	23,500	24,700	9,670
PCB-90/101/113	ng/kg	1,540,000 BE	1,340,000 BE	1,020,000 BE	2,530,000 BE	2,640,000 BE	1,170,000 BE
PCB-91	ng/kg	232,000 E	217,000 E	174,000 E	R	R	181,000 E
PCB-92	ng/kg	R	R	R	458,000 BE	498,000 BE	R
PCB-93/100	ng/kg	61,300	53,800	46,600	110,000 E	109,000 E	51,700
PCB-94	ng/kg	14,600	13,200	10,900	29,100	27,200	12,300
PCB-95	ng/kg	1,010,000 E	789,000 E	577,000 E	1,210,000 E	1,200,000 E	805,000 E
PCB-96	ng/kg	8,270	8,360	6,190	19,500	17,400	6,600
PCB-98/102	ng/kg	73,600	68,900	50,400	132,000 E	136,000 E	58,600
PCB-99	ng/kg	R	928,000 E	738,000 E	1,670,000 E	1,910,000 E	R
PCB-103	ng/kg	28,900	27,000	21,700	49,100	51,400 E	23,600
PCB-104	ng/kg	4,430	3,470	2,940	6,730	6,450	3,790
PCB-105	ng/kg	405,000 E	404,000 E	330,000 E	513,000 E	602,000 E	367,000 E
PCB-106	ng/kg	147 U	155 U	155 U	150 U	145 U	202 U
PCB-107	ng/kg	126,000 E	125,000 E	113,000 E	152,000 E	184,000 E	107,000
PCB-108/124	ng/kg	50,000	49,400	40,400	60,700	67,800	42,900
PCB-110/115	ng/kg	1,460,000 BE	1,250,000 BE	955,000 BE	2,510,000 BE	2,500,000 BE	1,100,000 BE
PCB-111	ng/kg	2,090	1,810	1,740	2,620	3,400	1,830
PCB-112	ng/kg	R	4,450	4,470	123 U	119 U	R
PCB-114	ng/kg	29,600	30,000	25,100	40,000	54,000 E	26,000
PCB-118	ng/kg	1,630,000 BE	1,560,000 BE	1,270,000 BE	1,950,000 BE	2,330,000 BE	1,330,000 BE
PCB-120	ng/kg	10,400	8,940	8,170	15,300	17,800	8,380
PCB-121	ng/kg	1,400	1,250	1,120	2,160	2,220	1,250
PCB-122	ng/kg	12,000	12,800	8,600	15,200	16,900	9,120
PCB-123	ng/kg	32,700	30,200	23,600	35,800	50,200	202 U
PCB-126	ng/kg	4,130	3,790	3,360	14,800	15,500	3,600
PCB-127	ng/kg	2,180	2,150	2,150	2,270	3,760	1,870
PCB-128/166	ng/kg	161,000	144,000	122,000	225,000 E	264,000 E	135,000
PCB-129/138/163	ng/kg	1,800,000 E	1,630,000 BE	1,310,000 BE	2,250,000 E	2,660,000 E	1,460,000 E
PCB-130	ng/kg	R	R	R	106,000 E	121,000 E	R
PCB-131	ng/kg	R	R	R	16,500	16,800	R
PCB-132	ng/kg	R	R	R	429,000 E	424,000 E	R
PCB-133	ng/kg	42,500	46,400	43,800	47,300	57,200 E	34,000
PCB-134	ng/kg	R	R	R	87,600 E	89,700 E	R
PCB-135/151	ng/kg	398,000 E	383,000 E	330,000 E	R	R	333,000 E
PCB-136	ng/kg	92,300	90,000	73,400	R	R	74,800
PCB-137	ng/kg	64,500	R	R	89,600 E	117,000 E	54,300
PCB-139/140	ng/kg	26,100	R	R	36,700	44,500	21,500
PCB-141	ng/kg	213,000 E	234,000 E	206,000 E	285,000 BE	336,000 BE	180,000 E
PCB-142	ng/kg	R	R	R	376 J	736	R
PCB-143	ng/kg	R	R	R	291 U	281 U	R
PCB-144	ng/kg	R	45,500	38,100	R	R	R
PCB-145	ng/kg	366 J	323 J	306 J	R	R	319 J

Table C-28
Lipid Normalized White Perch (Liver) Analytical Results

Sample Name: / Date Analyzed:	Units	NB03LWPC-COMP02 05/02/16	NB03LWPC-COMP03 05/04/16	NB03LWPC-COMP04 05/04/16	NB03LWPN-COMP03 01/26/16	NB03LWPN-COMP04 01/25/16	NB03LWPN-COMP05 05/02/16
PCB-146	ng/kg	R	R	R	398,000 E	490,000 E	R
PCB-147/149	ng/kg	980,000 BE	900,000 BE	734,000 BE	1,410,000 BE	1,470,000 BE	764,000 BE
PCB-148	ng/kg	6,450	5,640	5,190	R	R	5,400
PCB-150	ng/kg	5,700	5,530	4,360	R	R	4,450
PCB-152	ng/kg	1,710	1,490	1,370	R	R	1,340
PCB-153/168	ng/kg	2,040,000 BE	1,860,000 BE	1,480,000 BE	2,330,000 BE	2,840,000 BE	1,630,000 BE
PCB-154	ng/kg	48,900	45,100	38,500	R	R	38,600
PCB-155	ng/kg	15,300	12,800	10,100	18,900	20,900	10,800
PCB-156/157	ng/kg	149,000	156,000	134,000	184,000 E	229,000 E	132,000
PCB-158	ng/kg	115,000 E	115,000 E	97,900	167,000 E	202,000 E	103,000
PCB-159	ng/kg	121 U	128 U	128 U	123 U	119 U	166 U
PCB-160	ng/kg	545 U	577 U	575 U	556 U	536 U	748 U
PCB-161	ng/kg	R	R	R	115 U	111 U	R
PCB-162	ng/kg	8,500	7,020	6,660	18,100	21,000	5,260
PCB-164	ng/kg	77,700	R	R	114,000 E	122,000 E	65,000
PCB-165	ng/kg	R	R	R	1,720	2,140	R
PCB-167	ng/kg	61,400	64,500 E	59,200	70,400 E	92,400 E	55,200
PCB-169	ng/kg	130 U	137 U	137 U	1,510	128 U	178 U
PCB-170	ng/kg	330,000 E	311,000 E	268,000 E	404,000 E	471,000 E	257,000 E
PCB-171/173	ng/kg	R	R	R	127,000 E	148,000 E	R
PCB-172	ng/kg	71,800	67,700	60,800	90,500 E	111,000 E	56,200
PCB-174	ng/kg	R	R	R	324,000 E	324,000 E	R
PCB-175	ng/kg	R	R	R	R	R	R
PCB-176	ng/kg	23,000	22,100	18,400	48,000	48,400	17,800
PCB-177	ng/kg	R	R	R	202,000 E	210,000 E	R
PCB-178	ng/kg	102,000	R	R	162,000 E	188,000 E	88,300
PCB-179	ng/kg	90,200	86,000	71,900	187,000 E	184,000 E	70,500
PCB-180/193	ng/kg	1,060,000 E	R	811,000 E	1,230,000 E	1,510,000 E	793,000 E
PCB-181	ng/kg	R	R	R	5,070	6,400	R
PCB-182	ng/kg	R	R	R	4,690	6,030	R
PCB-183/185	ng/kg	R	285,000 E	R	384,000 E	462,000 E	R
PCB-184	ng/kg	2,450	1,940	1,860	4,000	4,740	1,500
PCB-186	ng/kg	130 U	137 U	137 U	133 J	159 J	178 U
PCB-187	ng/kg	R	R	R	R	R	R
PCB-188	ng/kg	4,160	3,700	3,190	4,550	5,670	2,950
PCB-189	ng/kg	14,500	R	R	17,900	22,400	11,400
PCB-190	ng/kg	75,700	74,900	64,500	92,200 E	109,000 E	59,300
PCB-191	ng/kg	14,400	14,400	12,200	18,000	21,400	12,300
PCB-192	ng/kg	R	R	R	318 J	500	R
PCB-194	ng/kg	205,000 E	188,000 E	174,000 E	204,000 E	253,000 E	155,000
PCB-195	ng/kg	73,400	65,500	61,500	73,800	92,800 E	53,300
PCB-196	ng/kg	99,600	89,400	86,400	125,000 E	157,000 E	78,600
PCB-197/200	ng/kg	R	R	R	26,700	30,900	R
PCB-198/199	ng/kg	271,000 E	228,000	226,000	347,000 E	441,000 E	205,000
PCB-201	ng/kg	30,000	26,000	26,000	39,800	51,200	23,300

Table C-28
Lipid Normalized White Perch (Liver) Analytical Results

Sample Name: / Date Analyzed:	Units	NB03LWPC-COMP02 05/02/16	NB03LWPC-COMP03 05/04/16	NB03LWPC-COMP04 05/04/16	NB03LWPN-COMP03 01/26/16	NB03LWPN-COMP04 01/25/16	NB03LWPN-COMP05 05/02/16
PCB-202	ng/kg	120,000	111,000	99,200	125,000 E	147,000 E	123,000
PCB-203	ng/kg	188,000 E	161,000	153,000	233,000 E	298,000 E	138,000
PCB-204	ng/kg	454	328 J	402 J	551	803	288 J
PCB-205	ng/kg	9,020	8,360	7,850	10,700	13,900	6,690
PCB-206	ng/kg	R	R	R	134,000 E	186,000 E	R
PCB-207	ng/kg	14,600	12,500	12,700	14,900	19,300	11,000
PCB-208	ng/kg	47,100	37,400	36,400	48,500	64,100	37,600
PCB-209	ng/kg	62,500	50,000	52,800	58,200	82,200 E	49,500
Total PCB Congeners (209)	ng/kg	30,700,000 J	28,200,000 J	22,200,000 J	47,100,000 J	50,200,000 J	24,100,000 J
Semivolatiles							
1,2,4,5-Tetrachlorobenzene	ug/kg	1,200 U	6,000 U	6,200 U	6,000 U	5,700 U	1,500 U
1,2-Diphenylhydrazine	ug/kg	1,200 U	6,000 U	6,200 U	6,000 U	5,700 U	1,500 U
1-Methylnaphthalene	ug/kg	230 U	250 U	250 U	96 U	90 U	310 U
2,3,4,6-Tetrachlorophenol	ug/kg	4,600 U	25,000 U	25,000 U	24,000 U	22,000 U	6,200 U
2,4,5-Trichlorophenol	ug/kg	1,200 U	6,000 U	6,200 U	6,000 U	5,700 U	1,500 U
2,4,6-Trichlorophenol	ug/kg	1,200 U	6,000 U	6,200 U	6,000 U	5,700 U	1,500 U
2,4-Dichlorophenol	ug/kg	1,200 U	6,000 U	6,200 U	6,000 U	5,700 U	1,500 U
2,4-Dimethylphenol	ug/kg	1,200 U	6,000 U	6,200 U	6,000 U	5,700 U	1,500 U
2,4-Dinitrophenol	ug/kg	21,000 U	110,000 U	110,000 U	110,000 U	100,000 UJ	29,000 U
2,4-Dinitrotoluene	ug/kg	4,600 U	25,000 U	25,000 U	24,000 U	22,000 U	6,200 U
2,6-Dinitrotoluene	ug/kg	1,200 U	6,000 U	6,200 U	6,000 U	5,700 U	1,500 U
2-Chloronaphthalene	ug/kg	460 U	2,500 U	2,500 U	2,400 U	2,200 U	620 U
2-Chlorophenol	ug/kg	1,200 U	6,000 U	6,200 U	6,000 U	5,700 U	1,500 U
2-Methylnaphthalene	ug/kg	230 U	250 U	250 U	96 U	90 U	310 U
2-Methylphenol (o-cresol)	ug/kg	1,200 U	6,000 U	6,200 U	6,000 U	5,700 U	1,500 U
2-Nitroaniline	ug/kg	1,200 U	6,000 U	6,200 U	6,000 U	5,700 U	1,500 U
2-Nitrophenol	ug/kg	1,200 U	6,000 U	6,200 U	6,000 U	5,700 U	1,500 U
3,3'-Dichlorobenzidine	ug/kg	7,000 U	36,000 U	38,000 U	36,000 U	34,000 U	9,300 U
3-Nitroaniline	ug/kg	4,600 U	25,000 U	25,000 U	24,000 U	22,000 U	6,200 U
4,6-Dinitro-2-methylphenol	ug/kg	12,000 U	60,000 U	62,000 U	60,000 U	57,000 U	15,000 U
4-Bromophenyl phenyl ether	ug/kg	1,200 U	6,000 U	6,200 U	6,000 U	5,700 U	1,500 U
4-Chloro-3-methylphenol	ug/kg	1,200 U	6,000 U	6,200 U	6,000 U	5,700 U	1,500 U
4-Chloroaniline	ug/kg	2,300 U	12,000 U	13,000 U	12,000 U	11,000 U	3,100 U
4-Chlorophenyl phenyl ether	ug/kg	1,200 U	6,000 U	6,200 U	6,000 U	5,700 U	1,500 U
4-Methylphenol (p-cresol)	ug/kg	1,200 U	6,000 U	6,200 U	6,000 U	5,700 U	1,500 U
4-Nitroaniline	ug/kg	4,600 U	25,000 U	25,000 U	24,000 U	22,000 U	6,200 U
4-Nitrophenol	ug/kg	12,000 U	60,000 U	62,000 U	60,000 U	57,000 UJ	15,000 U
Acenaphthene	ug/kg	230 U	250 U	250 U	140 J	120 J	310 U
Acenaphthylene	ug/kg	230 U	250 U	250 U	96 U	90 U	310 U
Acetophenone	ug/kg	1,200 U	6,000 U	6,200 U	6,000 U	5,700 U	1,500 U
Anthracene	ug/kg	230 U	250 U	250 U	96 U	90 U	310 U
Atrazine	ug/kg	2,300 UJ	12,000 U	13,000 U	12,000 U	11,000 U	3,100 UJ
Benzaldehyde	ug/kg	50,000 J	25,000 J	55,000 J	24,000 UJ	34,000 J	45,000 J
Benzidine	ug/kg	18,000 U	92,000 U	94,000 U	250,000 U	240,000 UJ	23,000 U
Benzo(a)anthracene	ug/kg	230 U	250 U	250 U	96 U	90 U	310 U

Table C-28
Lipid Normalized White Perch (Liver) Analytical Results

Sample Name: / Date Analyzed:	Units	NB03LWPC-COMP02 05/02/16	NB03LWPC-COMP03 05/04/16	NB03LWPC-COMP04 05/04/16	NB03LWPN-COMP03 01/26/16	NB03LWPN-COMP04 01/25/16	NB03LWPN-COMP05 05/02/16
Benzo(a)pyrene	ug/kg	230 U	250 U	250 U	96 U	90 U	310 U
Benzo(b)fluoranthene	ug/kg	230 U	250 U	250 U	96 U	90 U	310 U
Benzo(g,h,i)perylene	ug/kg	230 U	250 U	250 U	96 U	90 U	310 U
Benzo(j)+(k)fluoranthene	ug/kg	230 U	250 U	250 U	96 U	90 U	310 U
Benzo[e]pyrene	ug/kg	230 U	250 U	250 U	96 U	90 U	310 U
Benzoic acid	ug/kg	12,000 U	60,000 U	62,000 U	60,000 U	57,000 UJ	15,000 U
Benzyl butyl phthalate	ug/kg	4,600 U	25,000 U	25,000 U	24,000 U	22,000 U	6,200 U
Biphenyl (diphenyl)	ug/kg	1,200 U	6,000 U	6,200 U	6,000 U	5,700 U	1,500 U
Bis(2-chloroethoxy) methane	ug/kg	1,200 U	6,000 U	6,200 U	6,000 U	5,700 U	1,500 U
Bis(2-chloroethyl) ether (2-Chloroethyl ether)	ug/kg	1,200 U	6,000 U	6,200 U	6,000 U	5,700 U	1,500 U
Bis(2-chloroisopropyl) ether	ug/kg	1,200 U	6,000 UJ	6,200 UJ	6,000 U	5,700 U	1,500 U
Bis(2-Ethylhexyl) phthalate	ug/kg	4,600 U	25,000 U	25,000 U	24,000 U	22,000 U	6,200 U
C1-Chrysenes	ug/kg	230 U	250 U	250 U	96 U	90 U	310 U
C1-Fluoranthenes/pyrenes	ug/kg	230 U	250 U	250 U	96 U	90 U	310 U
C1-Fluorenes	ug/kg	230 U	250 U	250 U	96 U	90 U	310 U
C1-Naphthalenes	ug/kg	230 U	250 U	250 U	96 U	90 U	310 U
C1-Phenanthrene/anthracene	ug/kg	230 U	250 U	250 U	96 U	90 U	310 U
C2-Chrysene	ug/kg	230 U	250 U	250 U	96 U	90 U	310 U
C2-Fluoranthenes/pyrene	ug/kg	230 U	250 U	250 U	96 U	90 U	310 U
C2-Fluorenes	ug/kg	230 U	250 U	250 U	96 U	90 U	310 U
C2-Naphthalenes	ug/kg	270 J	250 U	250 U	220 J	170 J	310 U
C2-Phenanthrene/anthracene	ug/kg	230 U	250 U	250 U	96 U	90 U	310 U
C3-Chrysene	ug/kg	230 U	250 U	250 U	96 U	90 U	310 U
C3-Fluoranthenes/pyrene	ug/kg	230 U	250 U	250 U	96 U	90 U	310 U
C3-Fluorenes	ug/kg	230 U	250 U	250 U	96 U	90 U	310 U
C3-Naphthalenes	ug/kg	230 U	250 U	250 U	130 J	120 J	310 U
C3-Phenanthrene/anthracene	ug/kg	230 U	250 U	250 U	96 U	90 U	310 U
C4-Chrysene	ug/kg	230 U	250 U	250 U	96 U	90 U	310 U
C4-Naphthalenes	ug/kg	230 U	250 U	250 U	96 U	90 U	310 U
C4-Phenanthrene/anthracene	ug/kg	230 U	250 U	250 U	96 U	90 U	310 U
Caprolactam	ug/kg	2,300 U	12,000 U	13,000 U	12,000 U	11,000 U	3,100 U
Carbazole	ug/kg	1,200 U	6,000 U	6,200 U	6,000 U	5,700 U	1,500 U
Chrysene	ug/kg	230 U	250 U	250 U	96 U	90 U	310 U
Dibenz(a,h)anthracene	ug/kg	230 U	250 U	250 U	96 U	90 U	310 U
Dibenzofuran	ug/kg	1,200 U	6,000 U	6,200 U	6,000 U	5,700 U	1,500 U
Diethyl phthalate	ug/kg	4,600 U	25,000 U	25,000 U	24,000 U	22,000 U	6,200 U
Dimethyl phthalate	ug/kg	4,600 U	25,000 U	25,000 U	24,000 U	22,000 U	6,200 U
Di-n-butyl phthalate	ug/kg	4,600 U	25,000 U	25,000 U	24,000 U	22,000 U	6,200 U
Di-n-octylphthalate	ug/kg	4,600 U	25,000 U	25,000 U	24,000 U	22,000 UJ	6,200 U
Fluoranthene	ug/kg	360 J	250 U	250 U	150 J	90 U	360 J
Fluorene	ug/kg	230 U	250 U	250 U	110 J	90 U	310 U
Hexachlorobutadiene	ug/kg	1,200 U	6,000 U	6,200 U	6,000 U	5,700 U	1,500 U
Hexachlorocyclopentadiene	ug/kg	12,000 U	60,000 U	62,000 U	60,000 U	57,000 U	15,000 U
Hexachloroethane	ug/kg	2,300 U	12,000 U	13,000 U	12,000 U	11,000 U	3,100 U
Indeno(1,2,3-c,d)pyrene	ug/kg	230 U	250 U	250 U	96 U	90 U	310 U

Table C-28
Lipid Normalized White Perch (Liver) Analytical Results

Sample Name: / Date Analyzed:	Units	NB03LWPC-COMP02 05/02/16	NB03LWPC-COMP03 05/04/16	NB03LWPC-COMP04 05/04/16	NB03LWPN-COMP03 01/26/16	NB03LWPN-COMP04 01/25/16	NB03LWPN-COMP05 05/02/16
Isophorone	ug/kg	1,200 U	6,000 U	6,200 U	6,000 U	5,700 U	1,500 U
Naphthalene	ug/kg	230 U	490 J	250 U	96 U	90 U	310 U
Nitrobenzene	ug/kg	1,200 U	6,000 U	6,200 U	6,000 U	5,700 U	1,500 U
N-Nitrosodi-n-propylamine	ug/kg	1,200 U	6,000 U	6,200 U	6,000 U	5,700 U	1,500 U
N-Nitrosodiphenylamine	ug/kg	1,200 U	6,000 U	6,200 U	6,000 U	5,700 U	1,500 U
Pentachlorophenol	ug/kg	2,300 U	12,000 UJ	13,000 UJ	12,000 U	11,000 U	3,100 U
Perylene	ug/kg	1,300	250 U	250 U	96 U	90 U	1,600
Phenanthrene	ug/kg	230 U	250 U	250 U	150 J	110 J	310 U
Phenol	ug/kg	1,200 U	6,000 U	6,200 U	6,000 U	5,700 U	1,500 U
Pyrene	ug/kg	230 U	250 U	250 U	96 U	90 U	310 U
Pyridine	ug/kg	4,600 U	25,000 U	25,000 U	24,000 U	22,000 U	6,200 U
Total HMW PAHs	ug/kg	360 J	250 U	250 U	150 J	90 U	360 J
Total LMW PAHs	ug/kg	230 U	490 J	250 U	400 J	230 J	310 U
Total PAHs	ug/kg	360 J	490 J	250 U	550 J	230 J	360 J

Table C-28
Lipid Normalized White Perch (Liver) Analytical Results

Sample Name: / Date Analyzed:	Units	NB03LWPS-COMP07 01/25/16	NB03LWPS-COMP08 01/25/16	NB03LWPS-COMP09 01/25/16	NB03LWPS-COMP10 01/25/16	NB03LWPS-COMP11 01/25/16
Dioxins/Furans						
1,2,3,4,6,7,8-HpCDD	ng/kg	49.5 JB	55.9 JB	53.3 JB	48.1 JB	32.0 JBQ
1,2,3,4,6,7,8-HpCDF	ng/kg	141 B	74.0 JBQ	94.8 B	76.1 B	63.9 QBJ
1,2,3,4,7,8,9-HpCDF	ng/kg	3.91 JBQ	4.98 JBQ	3.07 JBQ	3.58 JBQ	2.72 JBQ
1,2,3,4,7,8-HxCDD	ng/kg	19.1 JB	21.1 JBQ	18.4 JBQ	14.7 JB	12.1 JBQ
1,2,3,4,7,8-HxCDF	ng/kg	121 BC	55.2 JB	45.8 JB	44.2 JB	26.8 JB
1,2,3,6,7,8-HxCDD	ng/kg	60.3 JB	67.3 JB	65.8 JB	56.0 JB	44.8 JB
1,2,3,6,7,8-HxCDF	ng/kg	38.8 BCJ	53.2 JB	54.3 JB	43.1 JB	36.1 JB
1,2,3,7,8,9-HxCDD	ng/kg	11.7 JB	14.3 JBQ	14.0 JB	13.6 JB	11.1 JBQ
1,2,3,7,8,9-HxCDF	ng/kg	1.78 JBQ	3.22 JB	1.52 JB	3.14 JB	1.52 JBQ
1,2,3,7,8-PCDD	ng/kg	64.1 JBQ	59.7 JBQ	3.72 U	59.4 JB	2.29 U
1,2,3,7,8-PCDF	ng/kg	48.0 BCJ	39.8 BCJ	44.6 BCJ	45.1 BCJ	29.8 BCJ
2,3,4,6,7,8-HxCDF	ng/kg	16.6 JB	11.4 JBQ	11.4 JBQ	10.8 JB	9.37 JB
2,3,4,7,8-PCDF	ng/kg	235 BC	148 BC	136 BC	138 BC	89.6 BC
2,3,7,8-TCDD	ng/kg	772 B	473 B	288 B	260 B	111 B
2,3,7,8-TCDF	ng/kg	208 C	181 BC	182 BC	183 BC	159 BC
OCDD	ng/kg	98.4 JB	128 JB	133 JB	118 JB	77.1 JB
OCDF	ng/kg	6.61 JBQ	3.92 JBQ	5.96 JB	4.97 JB	3.61 JB
Aroclor PCBs						
Aroclor 1016	ug/kg	NA	NA	NA	NA	NA
Aroclor 1221	ug/kg	NA	NA	NA	NA	NA
Aroclor 1232	ug/kg	NA	NA	NA	NA	NA
Aroclor 1242	ug/kg	NA	NA	NA	NA	NA
Aroclor 1248	ug/kg	NA	NA	NA	NA	NA
Aroclor 1254	ug/kg	NA	NA	NA	NA	NA
Aroclor 1260	ug/kg	NA	NA	NA	NA	NA
Aroclor 1262	ug/kg	NA	NA	NA	NA	NA
Aroclor 1268	ug/kg	NA	NA	NA	NA	NA
Total Aroclor PCBs (Sum Of 7 Aroclors)	ug/kg	NA	NA	NA	NA	NA
Total Aroclor PCBs (Sum Of 9 Aroclors)	ug/kg	NA	NA	NA	NA	NA
Pesticides						
2,4'-DDD	pg/g	1,800,000 DJ	1,700,000 DJ	1,820,000 DJ	2,500,000 DJ	1,270,000 DJ
2,4'-DDE	pg/g	269,000 J	311,000 J	354,000 DJ	726,000 DJ	185,000 J
2,4'-DDT	pg/g	85,700 J	46,500 J	84,000 J	86,100 J	52,900 J
4,4'-DDD	pg/g	3,890,000 DJ	3,170,000 DJ	4,130,000 DJ	5,810,000 DJ	2,910,000 DJ
4,4'-DDE	pg/g	2,320,000 DJ	2,620,000 DJ	3,030,000 DJ	4,960,000 DJ	1,670,000 DJ
4,4'-DDT	pg/g	224,000 J	165,000 J	255,000 J	308,000 J	168,000 J
Aldrin	pg/g	1,510 J	145 UJ	1,930 J	1,600 J	1,170 J
Alpha BHC	pg/g	2,920 J	3,860 J	3,990 J	4,960 J	R
Alpha endosulfan	pg/g	776 UJ	911 UJ	857 UJ	21,500 J	R
Beta BHC	pg/g	1,650 J	1,870 J	2,160 J	1,890 J	1,990 J
Beta endosulfan	pg/g	788 UJ	R	R	810 UDJ	711 UJ
cis-Chlordane	pg/g	438,000 DJ	498,000 DJ	452,000 DJ	415,000 DJ	248,000 DJ
cis-Nonachlor	pg/g	185,000 J	244,000 J	225,000 J	268,000 J	91,600 DJ
Delta BHC	pg/g	68.7 UDJ	80.6 UDJ	75.8 UDJ	70.6 UDJ	R

Table C-28
Lipid Normalized White Perch (Liver) Analytical Results

Sample Name: / Date Analyzed:	Units	NB03LWPS-COMP07 01/25/16	NB03LWPS-COMP08 01/25/16	NB03LWPS-COMP09 01/25/16	NB03LWPS-COMP10 01/25/16	NB03LWPS-COMP11 01/25/16
Dieldrin	pg/g	280,000 DJ	335,000 DJ	261,000 DJ	301,000 DJ	252,000 J
Endosulfan sulfate	pg/g	855 UJ	1,000 UJ	945 UJ	879 UJ	772 UJ
Endrin	pg/g	1,620 J	221 UJ	207 UJ	193 UJ	170 UDJ
Endrin aldehyde	pg/g	1,770 UJ	2,080 UJ	1,960 UJ	1,820 UJ	1,600 UJ
Endrin ketone	pg/g	1,030 UJ	1,210 UJ	1,130 UJ	1,060 UJ	927 UJ
Gamma BHC (Lindane)	pg/g	1,250 J	122 UJ	1,510 J	107 UJ	1,540 J
Heptachlor	pg/g	439 UJ	516 UJ	485 UJ	451 UJ	396 UJ
Heptachlor epoxide	pg/g	66,100 J	90,800 J	63,600 J	72,100 J	46,200 J
Hexachlorobenzene	pg/g	35,900 BJ	37,800 BJ	33,900 BJ	39,000 BJ	19,800 BJ
Methoxychlor	pg/g	526 UJ	617 UJ	581 UJ	540 UJ	474 UJ
Mirex	pg/g	14,200 J	16,000 J	20,100 J	20,800 J	8,980 J
Oxychlordane	pg/g	96,900 J	144,000 J	128,000 J	172,000 J	75,700 J
Trans-chlordane	pg/g	82,000 J	94,400 J	95,100 J	132,000 DJ	44,400 J
Trans-heptachlor epoxide	pg/g	230 UJ	270 UJ	254 UJ	236 UJ	207 UJ
Trans-nonachlor	pg/g	445,000 DJ	456,000 DJ	430,000 DJ	444,000 DJ	273,000 DJ
Total Alpha + Gamma Chlordane	pg/g	520,000 J	593,000 J	547,000 J	547,000 J	292,000 J
Total DDT (2,4)	pg/g	2,150,000 J	2,060,000 J	2,260,000 J	3,310,000 J	1,510,000 J
Total DDT (4,4)	pg/g	6,440,000 J	5,960,000 J	7,420,000 J	11,100,000 J	4,750,000 J
Total DDT (2,4 & 4,4)	pg/g	8,590,000 J	8,010,000 J	9,680,000 J	14,400,000 J	6,260,000 J
PCB Congeners						
PCB-1	ng/kg	5,620 B	7,030 B	5,210 BE	4,740 B	4,330 B
PCB-2	ng/kg	129 J	144 J	136	161	194
PCB-3	ng/kg	276 J	314 J	310	331 J	391 B
PCB-4	ng/kg	49,100 BE	70,300 BE	45,100 BE	36,800 BE	32,800 BE
PCB-5	ng/kg	192 J	322 J	152	264 J	274 J
PCB-6	ng/kg	11,400 B	23,200 BE	8,450 BE	8,690 B	11,200 B
PCB-7	ng/kg	995	1,570	882	976	1,090
PCB-8	ng/kg	28,900 BE	41,900 BE	23,700 BE	27,400 BE	28,800 BE
PCB-9	ng/kg	1,570	2,520	1,240	1,470	1,440
PCB-10	ng/kg	6,380	9,060	5,070 E	3,500	3,110
PCB-11	ng/kg	3,880 B	7,980 B	6,580 BE	5,150 B	5,410 B
PCB-12/13	ng/kg	847	1,030	696	853	912
PCB-14	ng/kg	53.2 U	60.6 U	12.3 J	53.3 U	48.3 U
PCB-15	ng/kg	R	1,570	1,370	1,540	2,160 B
PCB-16	ng/kg	66,200 BE	85,900 BE	52,200 BE	50,400 BE	34,800 BE
PCB-17	ng/kg	136,000 BE	173,000 BE	106,000 BE	98,500 BE	72,900 BE
PCB-18/30	ng/kg	226,000 BE	303,000 BE	181,000 BE	163,000 BE	134,000 BE
PCB-19	ng/kg	31,600 E	48,700 E	27,300 E	26,500 E	21,100 E
PCB-20/28	ng/kg	512,000 BE	584,000 BE	434,000 BE	535,000 BE	374,000 BE
PCB-21/33	ng/kg	82,000 E	82,700 E	61,300 E	79,900 E	57,900 E
PCB-22	ng/kg	121,000 BE	136,000 BE	98,100 BE	120,000 BE	90,700 BE
PCB-23	ng/kg	259	303	237	282	248
PCB-24	ng/kg	66.6 U	75.9 U	14.9 U	1,630	1,260
PCB-25	ng/kg	76,100 E	103,000 E	49,600 E	51,100 E	44,500 E
PCB-26/29	ng/kg	115,000 E	152,000 E	85,100 E	88,300 E	78,700 E

Table C-28
Lipid Normalized White Perch (Liver) Analytical Results

Sample Name: / Date Analyzed:	Units	NB03LWPS-COMP07 01/25/16	NB03LWPS-COMP08 01/25/16	NB03LWPS-COMP09 01/25/16	NB03LWPS-COMP10 01/25/16	NB03LWPS-COMP11 01/25/16
PCB-27	ng/kg	38,200 E	50,800 E	35,400 E	29,400 E	24,100 E
PCB-31	ng/kg	320,000 BE	383,000 BE	254,000 BE	288,000 BE	222,000 BE
PCB-32	ng/kg	95,000 E	124,000 E	72,400 E	85,700 E	60,200 BE
PCB-34	ng/kg	4,390	4,790	2,880	3,030	2,480
PCB-35	ng/kg	616	738	530	108 J	112 J
PCB-36	ng/kg	15,700	17,300	11.9 U	53.3 U	48.3 U
PCB-37	ng/kg	16,600	19,800	13,400 E	19,300	15,000
PCB-38	ng/kg	393	473	304	503	337
PCB-39	ng/kg	3,030	2,950	2,210	2,650	1,880
PCB-40/71	ng/kg	364,000 E	473,000 E	294,000 E	281,000 E	198,000 E
PCB-41	ng/kg	22,300	29,800	19,100 E	22,800	13,000
PCB-42	ng/kg	265,000 E	314,000 E	201,000 E	193,000 E	134,000 E
PCB-43	ng/kg	35,400	51,100 E	28,500 E	25,700	19,600
PCB-44/47/65	ng/kg	1,010,000 E	1,230,000 E	854,000 E	819,000 E	532,000 E
PCB-45	ng/kg	76,200 E	82,900 E	50,400 E	57,500 E	37,200 E
PCB-46	ng/kg	33,800	43,500	26,700 E	24,400	18,700
PCB-48	ng/kg	136,000 E	145,000 E	106,000 E	103,000 E	71,300 E
PCB-49/69	ng/kg	862,000 E	1,070,000 E	760,000 E	689,000 E	463,000 E
PCB-50/53	ng/kg	155,000 E	198,000 E	131,000 E	110,000 E	90,600 E
PCB-51	ng/kg	99,200 E	129,000 E	86,300 E	65,400 E	55,500 E
PCB-52	ng/kg	1,240,000 BE	1,580,000 BE	1,110,000 BE	1,020,000 BE	688,000 BE
PCB-54	ng/kg	4,770	5,760	3,760	3,720	2,950
PCB-55	ng/kg	732	91.0 U	17.9 U	2,970	2,400
PCB-56	ng/kg	262,000 E	283,000 E	203,000 E	236,000 E	157,000 E
PCB-57	ng/kg	25,400	29,700	16.4 U	4,640	2,930
PCB-58	ng/kg	4,920	5,680	3,790	4,360	2,910
PCB-60	ng/kg	103,000 E	125,000 E	91,800 E	112,000 E	78,300 E
PCB-61/70/74/76	ng/kg	1,360,000 E	1,530,000 E	1,130,000 E	1,400,000 E	857,000 E
PCB-62/75	ng/kg	82,000	98,400	66,700 E	68,500	45,900
PCB-63	ng/kg	40,000 E	50,000 E	32,700 E	40,400 E	28,300
PCB-64	ng/kg	368,000 E	471,000 E	312,000 E	301,000 E	205,000 E
PCB-66	ng/kg	836,000 BE	1,000,000 BE	748,000 BE	961,000 BE	561,000 E
PCB-67	ng/kg	22,000	22,200	15,400 E	17,900	12,400
PCB-68	ng/kg	13,900	16,000	11,700 E	13,100	9,500
PCB-72	ng/kg	18,500	21,600	15,500 E	16,700	12,600
PCB-73	ng/kg	93.2 U	106 U	20.9 U	3,610	1,790
PCB-77	ng/kg	42,200 E	51,000 E	34,300 E	42,600 E	28,200
PCB-78	ng/kg	4,740	121 U	23.9 U	107 U	96.6 U
PCB-79	ng/kg	6,340	6,490	7,600	7,680	4,670
PCB-80	ng/kg	73.2 U	83.3 U	16.4 U	97.6 J	91.2 J
PCB-81	ng/kg	120 U	R	R	R	R
PCB-82	ng/kg	87,700 E	108,000 E	76,000 E	77,100 E	42,600 E
PCB-83	ng/kg	47,800 E	219 U	47,300 E	46,800 E	35,100
PCB-84	ng/kg	199,000 E	251,000 E	161,000 E	158,000 E	104,000 E
PCB-85/116/117	ng/kg	218,000 E	290,000 E	206,000 E	221,000 E	129,000 E

Table C-28
Lipid Normalized White Perch (Liver) Analytical Results

Sample Name: / Date Analyzed:	Units	NB03LWPS-COMP07 01/25/16	NB03LWPS-COMP08 01/25/16	NB03LWPS-COMP09 01/25/16	NB03LWPS-COMP10 01/25/16	NB03LWPS-COMP11 01/25/16
PCB-86/87/97/109/119/125	ng/kg	662,000 E	848,000 E	604,000 E	604,000 E	385,000 E
PCB-88	ng/kg	146 U	167 U	32.8 U	665	724
PCB-89	ng/kg	12,800	16,500	10,600 E	10,100	6,520
PCB-90/101/113	ng/kg	1,300,000 BE	1,650,000 BE	1,260,000 BE	1,260,000 BE	727,000 BE
PCB-91	ng/kg	R	R	R	168,000 E	110,000 E
PCB-92	ng/kg	249,000 BE	338,000 BE	237,000 BE	240,000 BE	R
PCB-93/100	ng/kg	49,300	57,300	37,000 E	35,700	22,100
PCB-94	ng/kg	13,800	17,600	11,000 E	9,640	6,350
PCB-95	ng/kg	614,000 E	733,000 E	581,000 E	661,000 E	410,000 E
PCB-96	ng/kg	8,860	R	R	6,240	4,350
PCB-98/102	ng/kg	65,900	82,400	52,800 E	47,100	30,600
PCB-99	ng/kg	855,000 E	55,600 E	834,000 E	857,000 E	501,000 E
PCB-103	ng/kg	25,800	30,600	20,700 E	19,600	12,800
PCB-104	ng/kg	2,950	2,750	1,870	1,930	1,290
PCB-105	ng/kg	281,000 E	378,000 E	284,000 E	333,000 E	217,000 E
PCB-106	ng/kg	113 U	129 U	25.4 U	379	195 J
PCB-107	ng/kg	85,000 E	112,000 E	80,400 E	97,100 E	66,300 E
PCB-108/124	ng/kg	36,100	43,800	32,200 E	36,500	24,400
PCB-110/115	ng/kg	1,210,000 BE	1,520,000 BE	1,200,000 BE	1,170,000 BE	687,000 BE
PCB-111	ng/kg	1,680	1,950	1,610	1,790	1,140
PCB-112	ng/kg	93.2 U	889,000 E	20.9 U	1,680	2,170
PCB-114	ng/kg	23,000	31,600	21,900 E	26,900	17,600
PCB-118	ng/kg	1,080,000 BE	1,430,000 BE	1,110,000 BE	1,390,000 BE	860,000 BE
PCB-120	ng/kg	8,550	10,300	8,030	8,430	5,210
PCB-121	ng/kg	1,140	1,410	979	938	627
PCB-122	ng/kg	8,730	12,400	17.9 U	8,490	6,010
PCB-123	ng/kg	24,700	27,900	21,200 E	25,300	16,600
PCB-126	ng/kg	7,570	10,200	7,700	2,630	R
PCB-127	ng/kg	2,160	2,030	2,130	1,970	1,010
PCB-128/166	ng/kg	126,000 E	170,000 E	128,000 E	150,000 E	81,000 E
PCB-129/138/163	ng/kg	1,320,000 E	1,790,000 E	1,480,000 E	1,680,000 E	904,000 BE
PCB-130	ng/kg	64,300 E	80,300 E	65,100 E	68,300 E	44,400 E
PCB-131	ng/kg	9,500	11,500	9,460 E	R	5,370
PCB-132	ng/kg	235,000 E	278,000 E	230,000 E	R	150,000 E
PCB-133	ng/kg	28,600	39,200	29,100 E	34,200	20,400
PCB-134	ng/kg	50,000 E	58,900 E	51,200 E	43,900 E	27,100
PCB-135/151	ng/kg	R	560,000 E	431,000 E	R	278,000 E
PCB-136	ng/kg	R	132,000 E	99,300 E	R	R
PCB-137	ng/kg	57,200 E	77,800 E	64,300 E	68,900 E	41,600 E
PCB-139/140	ng/kg	21,500	26,800	22,500 E	22,400	14,000
PCB-141	ng/kg	161,000 BE	221,000 BE	158,000 BE	197,000 BE	121,000 E
PCB-142	ng/kg	330 J	129 U	25.4 U	R	110 J
PCB-143	ng/kg	220 U	251 U	49.3 U	1,940	1,620
PCB-144	ng/kg	R	62,900 E	50,600 E	51,500 E	33,400
PCB-145	ng/kg	R	556	446	R	R

Table C-28
Lipid Normalized White Perch (Liver) Analytical Results

Sample Name: / Date Analyzed:	Units	NB03LWPS-COMP07 01/25/16	NB03LWPS-COMP08 01/25/16	NB03LWPS-COMP09 01/25/16	NB03LWPS-COMP10 01/25/16	NB03LWPS-COMP11 01/25/16
PCB-146	ng/kg	249,000 E	327,000 E	263,000 E	R	R
PCB-147/149	ng/kg	773,000 BE	905,000 BE	787,000 BE	818,000 BE	483,000 BE
PCB-148	ng/kg	R	7,210	5,570	R	R
PCB-150	ng/kg	R	5,370	3,960	R	R
PCB-152	ng/kg	R	1,890	1,420	R	R
PCB-153/168	ng/kg	1,380,000 BE	1,870,000 BE	1,550,000 BE	1,750,000 BE	920,000 BE
PCB-154	ng/kg	R	48,300 E	36,300 E	R	R
PCB-155	ng/kg	7,110	5,630	3,550	4,310	2,400
PCB-156/157	ng/kg	115,000 E	158,000 E	119,000 E	140,000 E	94,500 E
PCB-158	ng/kg	95,700 E	131,000 E	101,000 E	113,000 E	68,300 E
PCB-159	ng/kg	93.2 U	6,900	20.9 U	251 J	172 J
PCB-160	ng/kg	419 U	478 U	93.9 U	626 J	380 U
PCB-161	ng/kg	86.5 U	98.6 U	19.4 U	R	R
PCB-162	ng/kg	10,400	12,300	9,510 E	10,600	7,180
PCB-164	ng/kg	63,500 E	82,400 E	63,100 E	65,600 E	39,400 E
PCB-165	ng/kg	1,170	1,460	1,200	R	R
PCB-167	ng/kg	46,900 E	61,400 E	46,700 E	55,800 E	38,000 E
PCB-169	ng/kg	99.9 U	114 U	22.4 U	156 J	113 J
PCB-170	ng/kg	235,000 E	292,000 E	219,000 E	279,000 E	157,000 E
PCB-171/173	ng/kg	71,800	93,000 E	67,200 E	R	R
PCB-172	ng/kg	55,800 E	69,800 E	53,400 E	61,300 E	37,100 E
PCB-174	ng/kg	176,000 E	206,000 E	157,000 E	R	R
PCB-175	ng/kg	R	20,500	15,100 E	R	R
PCB-176	ng/kg	27,600	31,400	25,500 E	22,100	16,500
PCB-177	ng/kg	119,000 E	141,000 E	112,000 E	R	R
PCB-178	ng/kg	104,000 E	132,000 E	102,000 E	100,000 E	65,200 E
PCB-179	ng/kg	108,000 E	117,000 E	97,900 E	85,400 E	60,200 E
PCB-180/193	ng/kg	734,000 E	948,000 E	743,000 E	919,000 E	478,000 E
PCB-181	ng/kg	3,040	3,810	2,850	R	R
PCB-182	ng/kg	2,760	3,920	2,610	R	R
PCB-183/185	ng/kg	232,000 E	292,000 E	212,000 E	R	R
PCB-184	ng/kg	1,820	1,830	1,290	1,120	856
PCB-186	ng/kg	99.9 U	122 J	22.4 U	99.9 U	90.6 U
PCB-187	ng/kg	R	878,000 E	667,000 E	R	R
PCB-188	ng/kg	2,500	2,860	2,090	2,290	1,540
PCB-189	ng/kg	11,200	14,300	11,400 E	12,300	8,050
PCB-190	ng/kg	56,600 E	69,800 E	52,500 E	66,300 E	36,700 E
PCB-191	ng/kg	10,100	12,600	9,450 E	11,900	6,790
PCB-192	ng/kg	123 J	98.6 U	19.4 U	86.5 U	78.5 U
PCB-194	ng/kg	122,000 E	147,000 E	108,000 E	140,000 E	84,500 E
PCB-195	ng/kg	42,200	65,200	37,500 E	48,900	30,100
PCB-196	ng/kg	67,000 E	102,000 E	61,600 E	74,000 E	48,700
PCB-197/200	ng/kg	14,900	22,100	13,100	12,300	9,900
PCB-198/199	ng/kg	211,000 E	321,000 E	190,000 E	203,000 E	148,000 E
PCB-201	ng/kg	24,700	38,700	22,500 E	22,100	17,300

Table C-28
Lipid Normalized White Perch (Liver) Analytical Results

Sample Name: / Date Analyzed:	Units	NB03LWPS-COMP07 01/25/16	NB03LWPS-COMP08 01/25/16	NB03LWPS-COMP09 01/25/16	NB03LWPS-COMP10 01/25/16	NB03LWPS-COMP11 01/25/16
PCB-202	ng/kg	80,900 E	92,900 E	75,100 E	78,900 E	52,200
PCB-203	ng/kg	134,000 E	210,000 E	121,000 E	138,000 E	90,900 E
PCB-204	ng/kg	309 J	441	31.3 U	178 J	187 J
PCB-205	ng/kg	6,860	8,170	6,270	7,240	4,350
PCB-206	ng/kg	106,000 E	120,000 E	95,400 E	94,300 E	65,500 E
PCB-207	ng/kg	9,030	11,400	9,340	8,740	5,900
PCB-208	ng/kg	35,800	42,500	33,900 E	33,500	24,300
PCB-209	ng/kg	45,700	51,900	42,500 E	42,500	42,200
Total PCB Congeners (209)	ng/kg	24,300,000 J	32,200,000 J	24,000,000 J	23,700,000 J	15,000,000 J
Semivolatiles						
1,2,4,5-Tetrachlorobenzene	ug/kg	4,300 U	5,200 U	7,500 U	4,600 U	4,000 U
1,2-Diphenylhydrazine	ug/kg	4,300 U	5,200 U	7,500 U	4,600 U	4,000 U
1-Methylnaphthalene	ug/kg	82 J	87 J	150 J	86 J	150 J
2,3,4,6-Tetrachlorophenol	ug/kg	18,000 U	21,000 U	30,000 U	18,000 U	16,000 U
2,4,5-Trichlorophenol	ug/kg	4,300 U	5,200 U	7,500 U	4,600 U	4,000 U
2,4,6-Trichlorophenol	ug/kg	4,300 U	5,200 U	7,500 U	4,600 U	4,000 U
2,4-Dichlorophenol	ug/kg	4,300 U	5,200 U	7,500 U	4,600 U	4,000 U
2,4-Dimethylphenol	ug/kg	4,300 U	5,200 U	7,500 U	4,600 U	4,000 U
2,4-Dinitrophenol	ug/kg	78,000 U	95,000 U	130,000 U	83,000 U	73,000 U
2,4-Dinitrotoluene	ug/kg	18,000 U	21,000 U	30,000 U	18,000 U	16,000 U
2,6-Dinitrotoluene	ug/kg	4,300 U	5,200 U	7,500 U	4,600 U	4,000 U
2-Chloronaphthalene	ug/kg	1,800 U	2,100 U	3,000 U	1,800 U	1,600 U
2-Chlorophenol	ug/kg	4,300 U	5,200 U	7,500 U	4,600 U	4,000 U
2-Methylnaphthalene	ug/kg	88 J	84 U	140 J	81 J	160 J
2-Methylphenol (o-cresol)	ug/kg	4,300 U	5,200 U	7,500 U	4,600 U	4,000 U
2-Nitroaniline	ug/kg	4,300 U	5,200 U	7,500 U	4,600 U	4,000 U
2-Nitrophenol	ug/kg	4,300 U	5,200 U	7,500 U	4,600 U	4,000 U
3,3'-Dichlorobenzidine	ug/kg	26,000 U	32,000 U	45,000 U	28,000 U	24,000 U
3-Nitroaniline	ug/kg	18,000 U	21,000 U	30,000 U	18,000 U	16,000 U
4,6-Dinitro-2-methylphenol	ug/kg	43,000 U	52,000 U	75,000 U	46,000 U	40,000 U
4-Bromophenyl phenyl ether	ug/kg	4,300 U	5,200 U	7,500 U	4,600 U	4,000 U
4-Chloro-3-methylphenol	ug/kg	4,300 U	5,200 U	7,500 U	4,600 U	4,000 U
4-Chloroaniline	ug/kg	8,800 U	11,000 U	15,000 U	9,300 U	8,000 U
4-Chlorophenyl phenyl ether	ug/kg	4,300 U	5,200 U	7,500 U	4,600 U	4,000 U
4-Methylphenol (p-cresol)	ug/kg	4,300 U	5,200 U	7,500 U	4,600 U	4,000 U
4-Nitroaniline	ug/kg	18,000 U	21,000 U	30,000 U	18,000 U	16,000 U
4-Nitrophenol	ug/kg	43,000 U	52,000 U	75,000 U	46,000 U	40,000 U
Acenaphthene	ug/kg	160 J	160 J	280 J	170 J	300
Acenaphthylene	ug/kg	72 U	84 U	120 U	74 U	65 U
Acetophenone	ug/kg	4,300 U	5,200 U	7,500 U	4,600 U	4,000 U
Anthracene	ug/kg	72 U	84 U	120 U	74 U	65 U
Atrazine	ug/kg	8,800 U	11,000 U	15,000 U	9,300 U	8,000 U
Benzaldehyde	ug/kg	18,000 UJ	21,000 UJ	30,000 UJ	18,000 UJ	17,000 J
Benzidine	ug/kg	190,000 U	220,000 U	310,000 U	190,000 U	170,000 U
Benzo(a)anthracene	ug/kg	72 U	84 U	120 U	74 U	65 U

Table C-28
Lipid Normalized White Perch (Liver) Analytical Results

Sample Name: / Date Analyzed:	Units	NB03LWPS-COMP07 01/25/16	NB03LWPS-COMP08 01/25/16	NB03LWPS-COMP09 01/25/16	NB03LWPS-COMP10 01/25/16	NB03LWPS-COMP11 01/25/16
Benzo(a)pyrene	ug/kg	72 UJ	84 U	120 U	74 U	65 UJ
Benzo(b)fluoranthene	ug/kg	72 UJ	84 U	120 U	74 U	65 UJ
Benzo(g,h,i)perylene	ug/kg	72 UJ	84 U	120 U	74 U	65 UJ
Benzo(j)+(k)fluoranthene	ug/kg	72 UJ	84 U	120 U	74 U	65 UJ
Benzo[e]pyrene	ug/kg	72 U	84 U	120 U	74 U	65 U
Benzoic acid	ug/kg	43,000 U	52,000 U	75,000 U	46,000 U	40,000 U
Benzyl butyl phthalate	ug/kg	18,000 U	21,000 U	30,000 U	18,000 U	16,000 U
Biphenyl (diphenyl)	ug/kg	4,300 U	5,200 U	7,500 U	4,600 U	4,000 U
Bis(2-chloroethoxy) methane	ug/kg	4,300 U	5,200 U	7,500 U	4,600 U	4,000 U
Bis(2-chloroethyl) ether (2-Chloroethyl ether)	ug/kg	4,300 U	5,200 U	7,500 U	4,600 U	4,000 U
Bis(2-chloroisopropyl) ether	ug/kg	4,300 U	5,200 U	7,500 U	4,600 U	4,000 U
Bis(2-Ethylhexyl) phthalate	ug/kg	18,000 U	21,000 U	30,000 U	18,000 U	16,000 U
C1-Chrysenes	ug/kg	72 U	84 U	120 U	74 U	65 U
C1-Fluoranthenes/pyrenes	ug/kg	72 U	84 U	120 U	74 U	65 U
C1-Fluorenes	ug/kg	72 U	84 U	120 U	74 U	65 U
C1-Naphthalenes	ug/kg	110 J	84 U	120 U	74 U	200
C1-Phenanthrene/anthracene	ug/kg	72 U	84 U	120 U	74 U	65 U
C2-Chrysene	ug/kg	72 U	84 U	120 U	74 U	65 U
C2-Fluoranthenes/pyrene	ug/kg	72 U	84 U	120 U	74 U	65 U
C2-Fluorenes	ug/kg	72 U	84 U	120 U	74 U	65 U
C2-Naphthalenes	ug/kg	220	220	390	220	390
C2-Phenanthrene/anthracene	ug/kg	72 U	84 U	120 U	74 U	65 U
C3-Chrysene	ug/kg	72 U	84 U	120 U	74 U	65 U
C3-Fluoranthenes/pyrene	ug/kg	72 U	84 U	120 U	74 U	65 U
C3-Fluorenes	ug/kg	72 U	84 U	120 U	74 U	65 U
C3-Naphthalenes	ug/kg	180 J	170 J	300 J	150 J	320
C3-Phenanthrene/anthracene	ug/kg	72 U	84 U	120 U	74 U	65 U
C4-Chrysene	ug/kg	72 U	84 U	120 U	74 U	65 U
C4-Naphthalenes	ug/kg	72 U	84 U	120 U	74 U	65 U
C4-Phenanthrene/anthracene	ug/kg	72 U	84 U	120 U	74 U	65 U
Caprolactam	ug/kg	8,800 U	11,000 U	15,000 U	9,300 U	8,000 U
Carbazole	ug/kg	4,300 U	5,200 U	7,500 U	4,600 U	4,000 U
Chrysene	ug/kg	72 U	84 U	120 U	74 U	65 U
Dibenz(a,h)anthracene	ug/kg	72 UJ	84 U	120 U	74 U	65 UJ
Dibenzofuran	ug/kg	4,300 U	5,200 U	7,500 U	4,600 U	4,000 U
Diethyl phthalate	ug/kg	18,000 U	21,000 U	30,000 U	18,000 U	16,000 U
Dimethyl phthalate	ug/kg	18,000 U	21,000 U	30,000 U	18,000 U	16,000 U
Di-n-butyl phthalate	ug/kg	18,000 U	21,000 U	30,000 U	18,000 U	16,000 U
Di-n-octylphthalate	ug/kg	18,000 U	21,000 U	30,000 U	18,000 U	16,000 U
Fluoranthene	ug/kg	150 J	130 J	210 J	76 J	210
Fluorene	ug/kg	110 J	120 J	190 J	110 J	200
Hexachlorobutadiene	ug/kg	4,300 U	5,200 U	7,500 U	4,600 U	4,000 U
Hexachlorocyclopentadiene	ug/kg	43,000 U	52,000 U	75,000 U	46,000 U	40,000 U
Hexachloroethane	ug/kg	8,800 U	11,000 U	15,000 U	9,300 U	8,000 U
Indeno(1,2,3-c,d)pyrene	ug/kg	72 UJ	84 U	120 U	74 U	65 UJ

Table C-28
Lipid Normalized White Perch (Liver) Analytical Results

Sample Name: / Date Analyzed:	Units	NB03LWPS-COMP07 01/25/16	NB03LWPS-COMP08 01/25/16	NB03LWPS-COMP09 01/25/16	NB03LWPS-COMP10 01/25/16	NB03LWPS-COMP11 01/25/16
Isophorone	ug/kg	4,300 U	5,200 U	7,500 U	4,600 U	4,000 U
Naphthalene	ug/kg	72 U	84 U	120 U	74 U	65 U
Nitrobenzene	ug/kg	4,300 U	5,200 U	7,500 U	4,600 U	4,000 U
N-Nitrosodi-n-propylamine	ug/kg	4,300 U	5,200 U	7,500 U	4,600 U	4,000 U
N-Nitrosodiphenylamine	ug/kg	4,300 U	5,200 U	7,500 U	4,600 U	4,000 U
Pentachlorophenol	ug/kg	8,800 U	11,000 U	15,000 U	9,300 U	8,000 U
Perylene	ug/kg	72 U	84 U	120 U	74 U	65 U
Phenanthrene	ug/kg	190	190 J	300	150 J	350
Phenol	ug/kg	4,300 U	5,200 U	7,500 U	4,600 U	4,000 U
Pyrene	ug/kg	72 U	84 U	120 U	74 U	65 U
Pyridine	ug/kg	18,000 U	21,000 U	30,000 U	18,000 U	16,000 U
Total HMW PAHs	ug/kg	150 J	130 J	210 J	76 J	210
Total LMW PAHs	ug/kg	550 J	470 J	920 J	510 J	1,000 J
Total PAHs	ug/kg	690 J	600 J	1,100 J	580 J	1,200 J

Table C-28
Lipid Normalized White Perch (Liver) Analytical Results

Notes:

1. Totals were calculated using detected values only. If all analytes that make up a given total are non-detect, the total will be reported as the highest detection limit of the individual analytes and will be qualified with a "U" flag to indicate it is a non-detect.
2. Total PCB Congeners (209) = sum of 209 individual congener PCBs
3. Total Aroclor PCBs (Sum of 7 Aroclors) = sum of Aroclor-1016, Aroclor-1221, Aroclor-1232, Aroclor-1242, Aroclor-1248, Aroclor-1254, and Aroclor-1260
4. Total Aroclor PCBs (Sum of 9 Aroclors) = sum of Aroclor-1016, Aroclor-1221, Aroclor-1232, Aroclor-1242, Aroclor-1248, Aroclor-1254, Aroclor-1260, Aroclor-1262, and Aroclor-1268
5. Total Alpha + Gamma Chlordane = sum of alpha-Chlordane and gamma-Chlordane
6. Total DDT (2,4) = sum of 2,4'-DDD, 2,4'-DDE, and 2,4'-DDT
7. Total DDT (4,4) = sum of 4,4'-DDD, 4,4'-DDE, and 4,4'-DDT
8. Total DDT (2,4 & 4,4) = sum of 2,4'-DDD, 2,4'-DDE, 2,4'-DDT, 4,4'-DDD, 4,4'-DDE, and 4,4'-DDT
9. Total HMW PAHs = sum of fluoranthene, pyrene, benzo(a)anthracene, chrysene, benzo(b)fluoranthene, benzo(k)fluoranthene, benzo(a)pyrene, indeno(1,2,3-cd)pyrene, dibenzo(a,h)anthracene, and benzo(g,h,i)perylene.
10. Total LMW PAHs = sum of naphthalene, 2-methylnaphthalene, acenaphthylene, acenaphthene, fluorene, phenanthrene, and anthracene.
11. Total PAHs = sum of Total LMW PAHs and Total HMW PAHs.

DDD = dichlorodiphenyldichloroethane
DDE = dichlorodiphenyldichloroethylene
DDT = dichlorodiphenyltrichloroethane
HMW = high molecular weight
LMW = low molecular weight
PAH = polycyclic aromatic hydrocarbon
PCB = polychlorinated biphenyl

% = percent
mg/kg = milligrams per kilogram
ng/g = nanograms per gram
ng/kg = nanograms per kilogram
pg/g = picograms per gram
ug/kg = micrograms per kilogram

Appendix D

Appendix E

Appendix F

FISH TISSUE SAMPLING AND ANALYSIS

NEWARK BAY STUDY AREA DATA QUALITY USABILITY ASSESSMENT REPORT

Prepared for:

Tierra Solutions, Inc.
East Brunswick, New Jersey

Prepared by:

Field & Technical Services, LLC
200 Third Avenue
Carnegie, Pennsylvania 15106



FEBRUARY 2017, REVISION 1

TABLE OF CONTENTS

1.0 INTRODUCTION 1

2.0 DATA QUALITY PARAMETERS OVERVIEW 2

2.1 PRECISION 2
2.2 ACCURACY/BIAS CONTAMINATION 4
2.3 OVERALL ACCURACY/BIAS 4
2.4 SENSITIVITY 6
2.4.1 ACHIEVED ANALYTICAL SENSITIVITY 6
2.5 REPRESENTATIVENESS 7
2.6 COMPARABILITY 7
2.7 FIELD AND ANALYTICAL COMPLETENESS 8

3.0 FISH SAMPLING AND ANALYSIS INVESTIGATION DATA VERIFICATION/VALIDATION 10

3.1 DATA QUALITY ISSUES 10
3.1.1 FISH TISSUE SAMPLES SYSTEMATIC DATA QUALITY ISSUES 11
3.1.2 FISH TISSUE SAMPLES RANDOM DATA QUALITY ISSUES BY ANALYTICAL GROUP 11

4.0 CONCLUSIONS 20

5.0 REFERENCES 21

1.0 INTRODUCTION

In 2014 the United States Environmental Protection Agency (USEPA) approved Quality Assurance Project Plan (QAPP) prepared by Tierra Solutions, Inc. (Tierra) for the sampling and analysis of fish in the Newark Bay Study Area. The Fish Sampling and Analysis QAPP, Revision 2 (Tierra 2014) (hereafter referred to as the QAPP) outlined the sampling and analyses of fish tissue to be conducted for the baseline human health and ecological risk assessments.

The Fish Sampling and Analysis activities consisted of the collection and analysis of 213 fish tissue samples. According to Worksheet #37 of the QAPP, (Tierra 2014) a Data Quality Usability Assessment Report (DQUAR) must be completed after the conclusion of validation tasks.

In accordance with requirements of the QAPP, the data quality usability assessment was conducted on both verified and validated data; this DQUAR provides a summary of the evaluation of data quality and usability for sample data collected during implementation of the Fish QAPP. The data verification and data validation processes are described respectively in Worksheets #34 and #35 of the QAPP.

Worksheet #37 of the QAPP provides descriptions of the components of the DQUAR. These components are described in detail in subsequent sections of this report.

2.0 DATA QUALITY PARAMETERS OVERVIEW

To assess whether the analytical data obtained were consistent with the objectives of the QAPP, seven data quality parameters were evaluated. In the event that the data verification/validation process identified an instance where any of the data quality parameters did not meet the objectives established in the QAPP, the affected sample results were evaluated in accordance with the data verification/validation protocols specified in Worksheet #34 and Worksheet #35 of the QAPP and documented accordingly. A detailed narrative describing the verification/validation assessments and findings can be found within the data verification/validation data assessment narratives prepared for each data package.

The seven data quality parameters assessed included the following:

- precision;
- accuracy/bias contamination;
- overall accuracy/bias;
- sensitivity;
- representativeness;
- comparability; and
- completeness.

Each of these data quality parameters, as it relates to the QAPP program, is discussed below.

2.1 PRECISION

Precision is the measure of variability between individual sample measurements of the same property under similar conditions. During the Fish program, precision was evaluated through the analysis of two types of duplicate samples. Field and laboratory duplicates were analyzed at regular, specified intervals throughout the Fish program, with exception of the forage fish samples due to limited sample mass.

Field duplicates consisted of samples that were collected in the field at the frequency specified in the QAPP in order to determine the precision of field sampling methods. Homogenized tissue was split into two distinct samples and submitted “blind” to the analytical laboratories for analysis (i.e., the sample identification did not reveal the sample with which its field duplicate was associated).

Relative percent differences (RPDs) between the field sample results and the field duplicate results provide an estimate of the overall sampling and analytical precision.

Laboratory duplicates are two portions of a single homogeneous sample that are analyzed for the same parameter in order to determine the precision of the analytical system. Two types of laboratory duplicates were prepared. Laboratory duplicates without known analyte spikes added were analyzed to monitor laboratory precision for inorganics, while matrix spike (MS) and matrix spike duplicate (MSD) evaluations were performed to monitor laboratory precision for the remaining analysis types. Laboratory duplicates were analyzed at the frequency specified in QAPP. The RPD between results obtained for a given laboratory duplicate pair provides an estimate of analytical precision.

The precision assessment for field and laboratory duplicate analyses is expressed as the RPD:

$$\mathbf{RPD = \{(S-D)/(S+D)/2\} \times 100}$$

Where:

S = original sample concentration
D = duplicate sample concentration

Acceptance criteria for field and laboratory duplicates are provided in Worksheet #12-2 of the QAPP. Conformance to laboratory duplicate frequency requirements, as well as acceptability of the resulting RPD values, were evaluated and considered during data validation.

Although laboratory duplicate analyses are used as indicators of relative precision of the analytical systems, the degree of homogeneity of the contaminants in the sample medium can also affect the reproducibility of a particular measurement. Since the sample matrix characteristics can affect the way precision is measured, the sample matrix should be considered by the validator.

With respect to the results of the Fish data, there are no limitations on data usage based on precision quality acceptance criteria. The following table summarizes the precision quality evaluation by analytical group. The "x" designation indicates that an issue was identified; however, such issue does not infer that the data is unusable. A more detailed discussion of this data quality parameter evaluation is provided in Section 3.1 of this report.

Precision	
Analytical Groups	**Fish Tissue**
Semivolatile Organics	
Aroclor PCBs	x
Butyltins	
Organochlorine Pesticides	x
Semivolatile Organics (SIM)	x
Metals	x
Titanium	
Mercury	x
Methylmercury	x
PCDDs/PCDFs	x
PCB Congeners	x

x = data qualified during validation for this analytical group
A blank cell indicates that no data qualifications were made for this analytical group

2.2 ACCURACY/BIAS CONTAMINATION

Accuracy parameters were also assessed with respect to contamination through the use of field and laboratory blanks. Any contamination present in field or laboratory blanks reflects the potential for

contamination in associated samples. Measurement performance criteria for accuracy/bias contamination are outlined in Worksheet #12-2 of the QAPP. Acceptability of quality control (QC) results for accuracy/bias contamination and conformance to field and laboratory QC sample frequency requirements were evaluated and considered during the data verification/validation.

With respect to the results of the Fish data, there are no limitations on the data usage based on accuracy/bias contamination acceptance criteria. The following table summarizes the accuracy/bias contamination quality evaluation by analytical group and sampling technique. The "x" designation indicates that an issue was identified; however, such issue does not infer that the data is unusable. A more detailed discussion of this data quality parameter evaluation is provided in Section 3.1 of this report.

Accuracy/Bias Contamination	
Analytical Groups	**Fish Tissue**
Semivolatile Organics	
Aroclor PCBs	
Butyltins	
Organochlorine Pesticides	x
Semivolatile Organics (SIM)	
Metals	x
Titanium	x
Mercury	
Methylmercury	x
PCDDs/PCDFs	
PCB Congeners	x

x = data qualified during validation for this analytical group
A blank cell indicates that no data qualifications were made for this analytical group

2.3 OVERALL ACCURACY/BIAS

Accuracy is a measure of the bias and precision in a system, and is defined as the agreement between a measurement and an accepted reference or true value. Pre-mobilization performance evaluation samples were analyzed prior to initiating field work. Documentation of successful analysis of the performance evaluation samples was provided to the USEPA by Tierra. Accuracy was monitored during the Fish program through the analysis of MSs, surrogate spikes, and laboratory control samples (LCSs) (performed at regular, specified intervals).

In-program performance evaluation samples were completed throughout the program. A total of six in program performance evaluation samples were completed for the fish portion of the program. The performance evaluations compared well to their actual values with 76% of organic results and 97% of inorganic results passing their acceptance criteria. A total of 319 analytes (organic and inorganic) were evaluated and 254 of those passed when compared to the acceptance range for a total of 83% passing as part of the in-program performance evaluation samples. Given the high percentage of accepted results, further action is not necessary with regard to performance evaluation samples.

As outlined in the QAPP, the analysis of MS samples and LCSs provide laboratory results that may be compared to their associated known values to monitor potential bias. The MS and surrogate spike evaluations were used to assess bias by monitoring the actual recovery of a known quantity of a chemical, added to the native sample, versus the expected recovery. The LCS evaluations were used to assess bias by monitoring the actual recovery of a known quantity of a chemical, added to a blank, versus the expected recovery.

Acceptance criteria for each of the Accuracy evaluations described above are provided in Worksheet #12-2 of the QAPP. Conformance to laboratory QC sample frequency requirements, as well as acceptability of QC results for accuracy, were evaluated and considered during data verification/validation.

Data for several analytical groups were determined to be unusable due to severe accuracy/bias issues. The following table summarizes the overall accuracy/bias quality evaluation by analytical group. The "x" designation indicates that an issue was identified; however, such issue does not infer that the data is unusable. A more detailed discussion of this data quality parameter evaluation is provided in Section 3.1 of this report.

Overall Accuracy/Bias	
Analytical Groups	**Fish Tissue**
Semivolatile Organics	x
Aroclor PCBs	x
Butyltins	x
Organochlorine Pesticides	x
Semivolatile Organics (SIM)	x
Metals	x
Titanium	x
Mercury	
Methylmercury	x
PCDDs/PCDFs	x
PCB Congeners	x

x = data qualified during validation for this analytical group
A blank cell indicates that no data qualifications were made for this analytical group

2.4 SENSITIVITY

Sensitivity is related to the ability to compare analytical results with project quantitation limits (PQLs). Analytical detection limits should be at or below the PQLs to allow effective comparisons. All sample analytical results reported during the Fish program were evaluated to determine if adequate sensitivity was achieved. The results for each analyte were cross-checked against the PQLs presented in Worksheet #15-2 of the QAPP. The tables in Section 2.4.1 below summarize the percent of sample results that did not meet the data quality objectives as defined by the QAPP. The percentages expressed in these tables indicate the fraction of the total number of results reported for each analytical group where reporting limits exceeded the PQLs.

With respect to the results of the Fish data, there are no limitations on the data usage based on sensitivity acceptance criteria. A more detailed discussion of this data quality parameter evaluation is provided in Section 2.4.1.

2.4.1 Achieved Analytical Sensitivity

The fact that data obtained for a particular sample type/collection technique failed to meet established PQLs for specific analytical groups as indicated in the tables below, may have impacted the number of positive results identified in those samples, thereby potentially impacting the data evaluation process. Following each table is a discussion of the analytical groups for which failure to meet the PQLs, may have impacted the data evaluation.

Fish Tissue

Table 2-1
Sensitivity Quality Evaluation for Fish Tissue Samples

Analytical Group	Total Number of Results Reported	Non-detected Results with PQLs Greater than those Defined in the Fish QAPP	Detected Results Between the MDL (or EDL where appropriate) and Elevated PQL	Total non-detect results	Total non-detect results greater than PQL / Total Results Reported
Semivolatile Organics	11236	9884	22	11206	9884/11236
Aroclor PCBs	1809	346	86	1358	346/1809
Butyltins	804	206	0	702	206/804
Organochlorine Pesticides	6177	79	653	1965	79/6177
Semivolatile Organics (SIM)	8094	3316	366	7533	3316/8094
Metals	4664	39	671	1948	39/4664
Titanium	212	5	94	151	5/212
Mercury	212	0	0	0	0/212
Methylmercury	212	0	0	8	0/212
PCDDs/PCDFs	3621	0	2862	279	0/3621
PCB Congeners	35784	1760	1471	4295	1760/35784

For the fish tissue results, PQLs identified in Table 2-1 above as greater than those defined in the QAPP were exceeded to varying degrees, mainly due to either sample dilution prior to analysis, or use of less than targeted sample volume for analysis.

2.5 REPRESENTATIVENESS

Representativeness is the degree to which a data set accurately represents the characteristics of a population, parameter conditions at a sample point, or an environmental condition. Data are representative when all sampling and analyses are performed in compliance with appropriate procedures. Performing sample analyses within the specified holding times and adhering to sample handling and storage requirements are also critical elements in obtaining representative sample data. These elements were evaluated and considered during data verification/validation. Acceptance criteria

for sample handling, storage and holding times are provided in Worksheets #19-2 and #19-3 of the QAPP.

With respect to the results of the Fish data, there are no limitations on the data usage based on representativeness acceptance criteria. The following table summarizes the representativeness quality evaluation by analytical group. The "x" designation indicates that an issue was identified; however, such issue does not infer that the data is unusable. Holding time violations that occurred were due to laboratory holding violations after tissue samples were processed and shipped to the laboratory. A more detailed discussion of this data quality parameter evaluation is provided in Section 3.1 of this report.

Holding Time Violations	
Analytical Groups	**Fish Tissue**
Semivolatile Organics	x
Aroclor PCBs	
Butyltins	
Organochlorine Pesticides	x
Semivolatile Organics (SIM)	x
Metals	
Titanium	
Mercury	
Methylmercury	x
PCDDs/PCDFs	
PCB Congeners	x

x = data qualified during validation for this analytical group
A blank cell indicates that no data qualifications were made for this analytical group

2.6 COMPARABILITY

Comparability expresses the confidence with which one set of data can be compared to another to measure the same property. Data can be compared to the degree that their accuracy, precision, and representativeness are known and documented. Data are comparable if QC measures such as collection techniques, measurement procedures, analytical methods, and reporting units are equivalent for the samples within a sample set. Data subject to established quality assurance/quality control (QA/QC) measures are deemed more reliable and, therefore, more comparable, than data generated without such measures.

Consistent application of prescribed procedures was monitored throughout the Fish program. Likewise, specific data verification/validation protocols were consistently applied to all data generated under this program to understand and document accuracy/bias, accuracy/bias contamination, precision, sensitivity and representativeness, thereby establishing comparability as defined above.

During data validation activities, analytical data were evaluated using a defined set of guidelines and acceptance criteria. In addition, data validation qualifiers were consistently applied to the analytical data generated during the Fish program. The data validation process serves to increase the degree of data comparability achieved.

With respect to the results of the Fish data, there are no limitations on the data usage based on comparability acceptance criteria.

2.7 FIELD AND ANALYTICAL COMPLETENESS

There are two measures of completeness defined for the Fish program: field completeness and analytical completeness. Field completeness is defined as the ratio of the number of samples received in acceptable condition by the laboratories to the number of samples planned to be collected as specified in the QAPP. Analytical completeness is defined as the ratio of total analytical data results reported to the total number of analytical results requested on samples submitted for analysis. Rejected results are not included in the total valid analytical data. The formulas used to compute field and analytical completeness are presented below.

> % Field Completeness = (Number of Samples Received by Laboratories/Total Number of Samples Planned to be collected) x 100
>
> % Analytical Completeness = (Total Valid Analytical Data/Analytical Data Obtained) x 100

The targeted field and analytical completeness goals were 90% for the Fish program; these goals were met, or exceeded, as summarized below.

Fish Tissue Completeness	Completeness Goal Established in Fish Tissue QAPP	Fish Tissue Completeness Achieved
Field Completeness (Overall)	90%	99.1%
Analytical Completeness (Overall)	90%	97.0%

Field completeness is only 99.1% due to insufficient mass collected in samples NB03WSFS-COMP07, NBLWPN-COMP04, NB03WAEN-COMP01, NB03WAES-COMP01, NB03WAES-COMP02, NB03WWPN-COMP01, NB03LWPN-COMP05, NB03LWPC-COMP02, NB03WWPS-LWPC-COMP03, NB03LWPC-COMP04. Table below shows the number of samples planned versus the number of samples collected.

Fish Tissue Field Completeness by Analysis

Analytical Group	Number of Samples Collected by Sample Type: Fish Tissue	Total Number of Samples Collected	Total Number of Samples Planned	Completeness Achieved (%)
Semivolatile Organics	212	212	213	99.5
Aroclor PCBs	201	201	209	96.2
Butyltins	201	201	209	96.2
Organochlorine Pesticides	213	213	213	100
Semivolatile Organics (SIM)	213	213	213	100
Metals	212	212	213	99.5
Titanium	212	212	213	99.5
Mercury	212	212	213	99.5
Methylmercury	212	212	213	99.5
PCDDs/PCDFs	213	213	213	100
PCB Congeners	213	213	213	100

Fish Tissue Analytical Completeness by Analysis

Analytical Group	Samples Analyzed	Analytes per Sample	Total Results	Rejected Results	Analytical Completeness Achieved
Semivolatile Organics	212	53	11236	0	100%
Aroclor PCBs	201	9	1809	0	100%
Butyltins	201	4	804	48	94.0%
Organochlorine Pesticides	213	29	6177	93	98.5%
Semivolatile Organics (SIM)	213	38	8094	0	100%
Metals	212	22	4664	0	100%
Titanium	212	1	212	0	100%
Mercury	212	1	212	0	100%
Methylmercury	212	1	212	5	97.6%
PCDDs/PCDFs	213	17	3621	0	100%
PCB Congeners	213	168	35784	2016	94.4%

3.0 FISH TISSUE DATA VERIFICATION/VALIDATION

Fish tissue analytical results were provided by the laboratories both electronically and in hard copy format. Upon receipt from the laboratory, results for specific analytical groups described below were verified or validated by Field and Technical Services, LLC. (FTS) using the following:

Semivolatile Organics	USEPA Region 2 SOP HW-22, Revision 3, 10/06
Aroclor PCBs	USEPA Region 2 SOP HW-37, Revision 1, 8/07
Butyltins	EDS SOP: Organotins Prep. 8/05
Organochlorine Pesticides	EDS SOP: Organochlorine Pesticides by HRGC/HRMS USEPA 1699, Rev. 0, 7/10
Semivolatile Organics (SIM)	USEPA Region 2 SOP HW-35, Revision 2, 3/13
Metals	USEPA Region 2 SOP HW-2b, Revision 15, 12/12
Titanium	USEPA Region 2 SOP HW-2a, Revision 15, 12/12
Mercury	EDS SOP: Mercury by CVAFS USEPA 1631, Rev. 1, 5/14
Methylmercury	EDS SOP: Methyl Mercury by CVAFS USEPA 1630, Rev. 1, 5/14
PCDDs/PCDFs	USEPA Region 2 SOP HW-25, Revision 3, 12/10
PCB Congeners	EDS SOP: Congener PCB, Rev. 3, 7/10

The verification/validation standard operating procedures (SOPs), as referenced above, are provided in Appendix C of the QAPP. The data verification/validation process is detailed in Worksheets #34, 35, and #36 of the QAPP.

3.1 DATA QUALITY ISSUES

Two types of data quality issues are discussed in this section; systematic data quality issues and random data quality issues. Systematic data quality issues are those that are identified as having a consistent impact on the quality of results reported (i.e., data quality of all samples and/or analytical groups are affected by a single data quality issue), due to a common circumstance or procedural application. Systematic data quality issues are described in Section 3.1.1. Random data quality issues are those that do not have a consistent impact on the quality of results (i.e., data quality for a specific sample(s) and/or analyte(s) are affected by the data quality issue). Random data quality issues are presented in Sections 3.1.2.

Section 3.1.2 summarizes the data validation findings related to random data quality issues for each analytical group. These validation findings have been separated into two distinct categories, major data quality issues and minor data quality issues. Major data quality issues are those that result in the qualification of the analytical value reported as “R”, or rejected. This occurs due to the presence of significant QA/QC problems that render the analysis invalid and the results unusable. Minor data quality issues include all other QA/QC problems identified during the data validation process that require sample results to be qualified, indicating some level of uncertainty associated with the reported result.

Conclusions based on the information presented in these summaries can be found in Section 4 of this report.

3.1.1 Fish Tissue Samples Systematic Data Quality Issues

No systematic data quality issues were identified during the Fish Tissue sample validation task.

3.1.2 Fish Tissue Samples Random Data Quality Issues by Analytical Group

Semivolatile Organic Compounds (SVOCs)

The Fish sample SVOC dataset is comprised of 212 fish tissue samples with 11236 associated results.

No major data quality issues were identified during validation of the Fish SVOC analyses.

Five minor data quality issues were identified in the Fish SVOC dataset. The identified minor data quality issues are described in the table below.

Minor Data Quality Issues					
Semivolatile Fish Tissue	**Data Quality Parameter Affected**	**Total Number of Results Reported**	**Number of Samples Affected**	**Number of Results Affected**	**% of SVOC Results Affected**
Non-compliant continuing calibration percent difference	Overall Accuracy/Bias	11236	117	291	2.59
Non-compliant laboratory control sample	Overall Accuracy/Bias	11236	14	15	0.13
Non-compliant internal standard recovery	Overall Accuracy/Bias	11236	1	53	0.47
Non-compliant project specific surrogate recovery, as specified by USEPA Region 2	Overall Accuracy/Bias	11236	3	145	1.29
Non-compliant holding time	Representativeness	11236	3	159	1.42

Aroclor Polychlorinated Biphenyls (PCBs)

The Fish Aroclor PCB dataset is comprised of 201 fish tissue samples with 1809 associated results.

No major data quality issues were identified during validation of the Fish Aroclor PCB analyses.

Five minor data quality issues were identified in the Fish Aroclor PCB dataset. The identified minor data quality issues are described in the table below.

Minor Data Quality Issues					
Aroclor PCBs Fish Tissue	**Data Quality Parameter Affected**	**Total Number of Results Reported**	**Number of Samples Affected**	**Number of Results Affected**	**% of Aroclor PCB Results Affected**
Non-compliant aroclor identification percent difference	Precision	1809	102	115	6.36
Non-compliant matrix spike/matrix spike duplicate relative percent difference	Precision	1809	1	1	0.06
Non-compliant continuing calibration percent difference	Overall Accuracy/Bias	1809	2	3	0.17
Non-compliant project specific surrogate recovery, as specified by USEPA Region 2	Overall Accuracy/Bias	1809	2	5	0.28
Non-compliant matrix spike/matrix spike duplicate recovery	Overall Accuracy/Bias	1809	5	5	0.28

Butyltins

The Fish Butyltins dataset is comprised of 201 fish tissue samples with 804 associated results.

One major data quality issue was identified during validation of the Fish Butyltins analyses. The identified major data quality issue is described in the table below.

Three minor data quality issues were identified in the Fish Butyltins dataset. The identified minor data quality issues are described in the table below.

Major Data Quality Issues					
Butyltins Fish Tissue	**Data Quality Parameter Affected**	**Total Number of Results Reported**	**Number of Samples Affected**	**Number of Results Affected**	**% of Butyltins Results Affected**
Non-compliant project specific surrogate recovery, as specified by USEPA Region 2	Overall Accuracy/Bias	804	12	48	5.97

Minor Data Quality Issues					
Butyltins Fish Tissue	**Data Quality Parameter Affected**	**Total Number of Results Reported**	**Number of Samples Affected**	**Number of Results Affected**	**% of Butyltins Results Affected**
Non-compliant initial calibration regression coefficient	Overall Accuracy/Bias	804	70	215	26.7
Non-compliant continuing calibration percent difference	Overall Accuracy/Bias	804	23	23	2.86
Non-compliant project specific surrogate recovery, as specified by USEPA Region 2	Overall Accuracy/Bias	804	8	32	3.98

Organochlorine Pesticides

The Fish Organochlorine Pesticide dataset is comprised of 213 fish tissue samples with 6177 associated results.

One major data quality issue was identified during validation of the Fish Organochlorine Pesticide analyses. The identified major data quality issue is described in the table below.

Eleven minor data quality issues were identified in the Fish Organochlorine Pesticide dataset. The identified minor data quality issues are described in the table below.

Major Data Quality Issues					
Organochlorine Pesticide Fish Tissue	**Data Quality Parameter Affected**	**Total Number of Results Reported**	**Number of Samples Affected**	**Number of Results Affected**	**% of Organochlorine Pesticide Results Affected**
Non-compliant project specific surrogate recovery, as specified by USEPA Region 2	Overall Accuracy/Bias	6177	49	93	1.51

Minor Data Quality Issues					
Organochlorine Pesticide Fish Tissue	**Data Quality Parameter Affected**	**Total Number of Results Reported**	**Number of Samples Affected**	**Number of Results Affected**	**% of Organochlorine Pesticide Results Affected**
Non-compliant ongoing recovery and precision	Precision	6177	14	406	6.57
Non-compliant matrix spike/matrix spike duplicate relative percent difference	Precision	6177	13	119	1.93
Non-compliant field duplicate relative percent difference	Precision	6177	10	42	0.68
Laboratory blank contamination	Accuracy/Bias Contamination	6177	10	10	0.16
Field blank contamination	Accuracy/Bias Contamination	6177	28	29	0.47
Non-compliant identification relative abundance criteria	Overall Accuracy/Bias	6177	105	105	1.70
Non-compliant initial calibration relative standard deviation	Overall Accuracy/Bias	6177	13	13	0.21
Non-compliant matrix spike/matrix spike duplicate recovery	Overall Accuracy/Bias	6177	14	125	2.02
Non-compliant internal standard recovery	Overall Accuracy/Bias	6177	20	20	0.32
Non-compliant project specific surrogate recovery, as specified by USEPA Region 2	Overall Accuracy/Bias	6177	120	270	4.37
Non-compliant holding time	Representativeness	6177	89	2581	41.8

Semivolatile Organic Compounds - Selective Ion Monitoring (SIM)

The Fish SVOC SIM dataset is comprised of 213 fish tissue samples with 8094 associated results.

No major data quality issues were identified during validation of the Fish SVOC SIM analyses.

Five minor data quality issues were identified in the Fish SVOC SIM dataset. The identified minor data quality issues are described in the table below.

Minor Data Quality Issues					
Semivolatile SIM Fish Tissue	**Data Quality Parameter Affected**	**Total Number of Results Reported**	**Number of Samples Affected**	**Number of Results Affected**	**% of SVOC SIM Results Affected**
Non-compliant field duplicate relative percent difference	Precision	8094	6	14	0.17
Non-compliant continuing calibration percent difference	Overall Accuracy/Bias	8094	14	14	0.17
Non-compliant project specific surrogate recovery, as specified by USEPA Region 2	Overall Accuracy/Bias	8094	27	179	2.21
Non-compliant matrix spike/matrix spike duplicate recovery	Overall Accuracy/Bias	8094	3	8	0.10
Non-compliant holding time	Representativeness	8094	1	38	0.47

Metals

The Fish Metals dataset is comprised of 212 fish tissue samples with 4664 associated results.

No major data quality issues were identified during validation of the Fish Metals analyses.

Seven minor data quality issues were identified in the Fish Metals dataset. The identified minor data quality issues are described in the table below.

Minor Data Quality Issues					
Metals Fish Tissue	**Data Quality Parameter Affected**	**Total Number of Results Reported**	**Number of Samples Affected**	**Number of Results Affected**	**% of Metals Results Affected**
Non-compliant laboratory duplicate relative percent difference	Precision	4664	13	29	0.62
Non-compliant matrix spike/matrix spike duplicate relative percent difference	Precision	4664	4	12	0.26
Non-compliant field duplicate relative percent difference	Precision	4664	16	30	0.64
Continuing calibration blank contamination	Accuracy/Bias Contamination	4664	121	155	3.32
Field blank contamination	Accuracy/Bias Contamination	4664	14	14	0.30
Non-compliant serial dilution	Overall Accuracy/Bias	4664	14	47	1.01
Non-compliant matrix spike/matrix spike duplicate recovery	Overall Accuracy/Bias	4664	16	59	1.27

Titanium

The Fish Titanium dataset is comprised of 212 fish tissue samples with 212 associated results.

No major data quality issues were identified during validation of the Fish Titanium analyses.

Two minor data quality issues were identified in the Fish Titanium dataset. The identified minor data quality issues are described in the table below.

Minor Data Quality Issues					
Titanium Fish Tissue	**Data Quality Parameter Affected**	**Total Number of Results Reported**	**Number of Samples Affected**	**Number of Results Affected**	**% of Titanium Results Affected**
Continuing calibration blank contamination	Accuracy/Bias Contamination	212	53	53	25.0
Non-compliant serial dilution	Overall Accuracy/Bias	212	3	3	1.42

Mercury

The Fish mercury dataset is comprised of 212 fish tissue samples with 212 associated results.

No major quality issues were identified during validation of the Fish mercury analyses.

One minor quality issue was identified during validation of the Fish mercury analyses. The identified minor data quality issue is described in the table below.

Minor Data Quality Issues					
Mercury Fish Tissue	**Data Quality Parameter Affected**	**Total Number of Results Reported**	**Number of Samples Affected**	**Number of Results Affected**	**% of Mercury Results Affected**
Non-compliant field duplicate relative percent difference	Precision	212	2	2	0.94

Methylmercury

The Fish methylmercury dataset is comprised of 212 fish tissue samples with 212 associated results.

One major data quality issue was identified during validation of the Fish methylmercury analyses. The identified major data quality issue is described in the table below.

Four minor data quality issues were identified during validation of the Fish methylmercury analyses. The identified minor data quality issues are described in the table below.

Major Data Quality Issues					
Methylmercury Fish Tissue	**Data Quality Parameter Affected**	**Total Number of Results Reported**	**Number of Samples Affected**	**Number of Results Affected**	**% of Methylmercury Results Affected**
Non-compliant matrix spike/matrix spike duplicate recovery	Overall Accuracy/Bias	212	5	5	2.36

Minor Data Quality Issues					
Methylmercury Fish Tissue	**Data Quality Parameter Affected**	**Total Number of Results Reported**	**Number of Samples Affected**	**Number of Results Affected**	**% of Methylmercury Results Affected**
Non-compliant matrix spike/matrix spike duplicate relative percent difference	Precision	212	4	4	1.89
Laboratory blank contamination	Accuracy/Bias Contamination	212	8	8	3.77
Non-compliant matrix spike/matrix spike duplicate recovery	Overall Accuracy/Bias	212	6	6	2.83
Non-compliant holding time	Representativeness	212	3	3	1.42

Polychlorinated Dibenzo-*p*-dioxins/Polychlorinated Dibenzofurans (PCDDs/PCDFs)

The Fish PCDD/PCDF dataset is comprised of 213 fish tissue samples with 3621 associated results.

No major data quality issues were identified during validation of the Fish PCDD/PCDF analyses.

Three minor data quality issues were identified in the Fish PCDD/PCDF dataset. The identified minor data quality issues are described in the table below.

Minor Data Quality Issues					
PCDDs/PCDFs Fish Tissue	**Data Quality Parameter Affected**	**Total Number of Results Reported**	**Number of Samples Affected**	**Number of Results Affected**	**% of PCDD/PCDF Results Affected**
Non-compliant field duplicate relative percent difference	Precision	3621	20	96	2.65
Non-compliant matrix spike/matrix spike duplicate recovery	Overall Accuracy/Bias	3621	1	1	0.03
Non-compliant sample ion ratio	Overall Accuracy/Bias	3621	10	10	0.28

Polychlorinated Biphenyl (PCB) Congeners

The Fish PCB Congener dataset is comprised of 213 fish tissue samples with 35784 associated results. A total of 2016 sample results from the PCB congener analyses were rejected due to continuing calibrations relative retention times, continuing calibration recoveries, sample relative retention times, and ion abundance ratios.

Five major data quality issues were identified during validation of the Fish PCB Congener analyses. The identified major quality issues are described in the table below.

Seven minor data quality issues were identified in the Fish PCB Congener analyses. The identified minor data quality issues are described in the table below.

Major Data Quality Issues					
PCB Congeners Fish Tissue	**Data Quality Parameter Affected**	**Total Number of Results Reported**	**Number of Samples Affected**	**Number of Results Affected**	**% of PCB Congener Results Affected**
Non-compliant continuing calibration relative retention times	Overall Accuracy/Bias	35784	182	1896	5.30
Non-compliant sample relative retention times	Overall Accuracy/Bias	35784	7	41	0.11
Non-compliant continuing calibration recoveries	Overall Accuracy/Bias	35784	3	9	0.03
Non-compliant continuing calibration ion abundance ratio	Overall Accuracy/Bias	35784	5	5	0.01
Non-compliant initial calibration ion abundance ratio	Overall Accuracy/Bias	35784	20	65	0.18

Minor Data Quality Issues					
PCB Congeners Fish Tissue	**Data Quality Parameter Affected**	**Total Number of Results Reported**	**Number of Samples Affected**	**Number of Results Affected**	**% of PCB Congener Results Affected**
Non-compliant field duplicate relative percent difference	Precision	35784	16	320	0.89
Non-compliant matrix spike/matrix spike duplicate relative percent difference	Precision	35784	10	28	0.08
Laboratory blank contamination	Accuracy/Bias Contamination	35784	135	247	0.69
Non-compliant matrix spike/matrix spike duplicate recovery	Overall Accuracy/Bias	35784	14	1292	3.61
Non-compliant initial calibration ion abundance ratio	Overall Accuracy/Bias	35784	13	13	0.04
Non-compliant project specific labeled analog recovery, as specified by USEPA Region 2	Overall Accuracy/Bias	35784	3	4	0.01
Non-compliant holding time	Representativeness	35784	71	13928	38.9

4.0 CONCLUSIONS

The data usability evaluations outlined in this report provide details regarding the relationship of data quality issues to associated samples and sample results. Ninety-seven (97%) percent of the data validated and reported are suitable for their intended use. A total of 48 sample results for butyltins were rejected due to surrogate recoveries. A total of 93 sample results for the organochlorine pesticide analyses were rejected due to surrogate recoveries. A total of five sample results for the methylmercury analyses were rejected due to MS/MSD recoveries. A total of 2016 sample results for the PCB congeners analyses were rejected due to continuing calibrations relative retention times, continuing calibration recoveries, sample relative retention times, and ion abundance ratios. Sample results that were rejected are not suitable for project use. Sample results that are qualified as estimated due to multiple minor data quality issues as detailed in this report are suitable for project use. The achievement of the completeness goals for number of samples collected and the number of samples accepted for use provides sufficient quality data to support project decisions.

5.0 REFERENCES

Tierra. 2014. Newark Bay Study Area Fish Sampling and Analysis Quality Assurance Project Plan, Revision 2, October.

Appendix G

TIERRA SOLUTIONS, INC.
EPL PROJECT NUMBER A41-001

NEWARK BAY STUDY AREA FISH SAMPLING AND ANALYSIS

AMENDED PATHOLOGY REPORT

Submitted by:

Experimental Pathology Laboratories, Inc.

Street Address:
45600 Terminal Drive
Sterling, VA 20166

Mailing Address:
P.O. Box 169
Sterling, VA 20167-0169

(703) 471-7060

Submitted to:

Tierra Solutions, Inc.
East Brunswick, NJ 08816

July 12, 2016

AMENDED FINAL REPORT

TABLE OF CONTENTS

	Page
PATHOLOGY SUMMARY	1
REASON(S) FOR CHANGE	12
APPENDIX A: FIGURES AND LEGENDS	A-1
APPENDIX B: SPECIMEN DATA FORMS	B-1

AMENDED PATHOLOGY SUMMARY

TIERRA SOLUTIONS, INC.
EPL PROJECT NUMBER A41-001

NEWARK BAY STUDY AREA FISH SAMPLING AND ANALYSIS

AMENDED PATHOLOGY SUMMARY

INTRODUCTION

The purpose of this project was to conduct gross external and internal examinations of wild caught marine and estuarine fish obtained as part of the Newark Bay Study Area Baseline Human Health and Ecological Risk Assessment Fish Sampling and Analysis conducted by Tierra Solutions, Inc. (Tierra) in accordance with the Fish Sampling and Analysis Quality Assurance Project Plan (QAPP) Revision 2, October 2014.

METHODS

During a five-day consecutive period (October 6-10, 2014), a total of 122 fish, representing 26 distinct species (Table 1), were necropsied by an American College of Veterinary Pathologists board-certified veterinary pathologist who has expertise in the pathologic evaluation of fish. The Fish Sampling and Analysis QAPP required fish pathology evaluations be conducted on the first five fish of each species, as well as a "representative sample of individual non-forage fish – up to at least 20 individuals for each of two different species." In accordance with the QAPP, the first five fish obtained for each species in 2014 (unless they were kept for chemical analysis) and 20 scup were examined.

In some cases, fish were identified using animal identifiers in accordance with the QAPP, and were used both for pathology and chemical analysis (e.g., "NB03WAEN016"); in other instances where fish were obtained as group samples, individual animal identifiers were not provided, and the pathologist instead assigned unique consecutive number identifiers using abbreviated Tierra species codes (e.g.,

"SC01"). These fish were not used for chemical analysis, and only for pathology examinations.

External examinations included the general body condition ("body form"), body surfaces, lips and jaws, snout, barbels (where present), operculum ("opercle"), isthmus, eyes, fins, gills, pseudobranch, branchial cavity, and urogenital opening. Intra-abdominal examinations included the body cavity, mesenteric fat, liver, gallbladder (where present), stomach (true stomach in some species, proximal intestines in others, also gizzard where present), intestines, spleen, gas bladder, kidneys, ovaries (where present), skeletal muscle, pyloric caeca (where present), and testis (where present). Although heart was not indicated as a target tissue in the provided necropsy form, the pathologist examined hearts also. In fish where the gonads were recovered, these tissues were excised and gonad weights (g) were obtained. These were used in conjunction with total body weights (g) to determine gonadosomatic indices (GSI). A representative color photograph (labeled with the animal identifier) was acquired of each gross pathologic finding.

Table 1. Necropsy Results

Species	Scientific Name	Animal ID#	Body Weight (g)	Gonad Weight (g)	GSI	Sex	Capture Date	Necropsy Date	Gross Finding
American Eel	*Anguilla rostrata*	NBO3WAEN016	340	0.22	0.06%	M	10/9/2014	10/9/2014	-
American Eel	*Anguilla rostrata*	NBO3WAEN017	27.9	UD	NA	NR	10/9/2014	10/9/2014	Swim bladder: nematode parasites
American Eel	*Anguilla rostrata*	NBO3WAEN024	273	0.35	0.13%	M	10/10/2014	10/10/2014	-
American Eel	*Anguilla rostrata*	NBO3WAEN025	472	3.51	0.82%	F	10/10/2014	10/10/2014	Heart: pale nodule
Bay Anchovy	*Anchoa mitchilli*	NBO3WBAC001-01	4.6	0.01	0.22%	M	10/9/2014	10/9/2014	-
Bay Anchovy	*Anchoa mitchilli*	NBO3WBAC001-02	3	0.02	0.67%	M	10/9/2014	10/9/2014	Skin of dorsum and head: anchor worms
Bay Anchovy	*Anchoa mitchilli*	NBO3WBAC001-03	2.4	0.01	0.42%	M	10/9/2014	10/9/2014	Skin of dorsum and head: anchor worms
Bay Anchovy	*Anchoa mitchilli*	NBO3WBAC001-04	3	0.01	0.33%	M	10/9/2014	10/9/2014	-
Bay Anchovy	*Anchoa mitchilli*	NBO3WBAC001-05	2.7	0.01	0.37%	M	10/9/2014	10/9/2014	-
Black Sea Bass	*Centropristis striata*	BS01	5.3	UD	NA	NR	10/8/2014	10/8/2014	-
Black Sea Bass	*Centropristis striata*	BS02	6.6	UD	NA	NR	10/9/2014	10/9/2014	-
Black Sea Bass	*Centropristis striata*	BS03	8.2	UD	NA	NR	10/9/2014	10/9/2014	-
Blueback Herring	*Alosa aestivalis*	BB01	2.6	UD	NA	NR	10/10/2014	10/10/2014	-
Bluefish	*Pomatomus saltatrix*	NBO3FBLC002	25.2	0.02	0.08%	TI	10/9/2014	10/9/2014	-
Bluefish	*Pomatomus saltatrix*	NBO3FBLS003-01	111.4	0.04	0.04%	M	10/10/2014	10/10/2014	Branchial cavity: isopod parasite ("sea louse")
Bluefish	*Pomatomus saltatrix*	NBO3FBLS003-02	27.9	UD	NA	NR	10/10/2014	10/10/2014	-

- = no findings; GSI = gonadosomatic index; M = male; F = female; UD = undetermined; NA = not applicable; NR = gonad tissue not recovered; TI = gonad tissue too immature for gender determination

Table 1. Necropsy Results (Continued)

Species	Scientific Name	Animal ID#	Body Weight (g)	Gonad Weight (g)	GSI	Sex	Capture Date	Necropsy Date	Gross Finding
Bluefish	*Pomatomus saltatrix*	NBO3FBLS003-03	94.4	0.31	0.33%	F	10/10/2014	10/10/2014	Right ovary: enlarged and discolored
Bluefish	*Pomatomus saltatrix*	NBO3FBLS003-04	30.3	0.04	0.13%	TI	10/10/2014	10/10/2014	-
Butterfish	*Peprilus triacanthus*	BF01	25.6	UD	NA	NR	10/9/2014	10/9/2014	-
Butterfish	*Peprilus triacanthus*	BF02	67.8	UD	NA	NR	10/9/2014	10/9/2014	-
Gizzard Shad	*Dorosoma cepedianum*	GS01	22.3	0.01	0.04%	M	10/7/2014	10/7/2014	-
Spotted Hake	*Urophycis regia*	NBO3WHAN019	158	1.11	0.70%	F	10/9/2014	10/9/2014	-
Spotted Hake	*Urophycis regia*	HA01	103.3	0.68	0.66%	F	10/6/2014	10/6/2014	-
Hog Choker	*Trinectes maculatus*	HC01	53.2	0.01	0.02%	TI	10/6/2014	10/6/2014	-
Hog Choker	*Trinectes maculatus*	HC02	36.4	0.4	1.10%	F	10/6/2014	10/6/2014	-
Hog Choker	*Trinectes maculatus*	HC03	65.8	1.08	1.64%	F	10/7/2014	10/7/2014	-
Hog Choker	*Trinectes maculatus*	HC04	35.5	0.6	1.69%	F	10/7/2014	10/7/2014	-
Menhaden	*Brevoortia tyrannus*	NBO3WMES008-01	4.1	UD	NA	NR	10/10/2014	10/10/2014	-
Menhaden	*Brevoortia tyrannus*	NBO3WMES008-02	10.9	UD	NA	NR	10/10/2014	10/10/2014	-
Menhaden	*Brevoortia tyrannus*	NBO3WMES008-03	5.2	UD	NA	NR	10/10/2014	10/10/2014	-
Menhaden	*Brevoortia tyrannus*	NBO3WMES008-04	4.7	UD	NA	NR	10/10/2014	10/10/2014	-
Moonfish	*Selene setapinnis*	MF01	2.5	UD	NA	NR	10/7/2014	10/7/2014	-
Moonfish	*Selene setapinnis*	MF02	3.1	UD	NA	NR	10/9/2014	10/9/2014	-

- = no findings; GSI = gonadosomatic index; M = male; F = female; UD = undetermined; NA = not applicable; NR = gonad tissue not recovered; TI = gonad tissue too immature for gender determination

Table 1. Necropsy Results (Continued)

Species	Scientific Name	Animal ID#	Body Weight (g)	Gonad Weight (g)	GSI	Sex	Capture Date	Necropsy Date	Gross Finding
Moonfish	*Selene setapinnis*	MF03	7.2	UD	NA	NR	10/9/2014	10/9/2014	-
Moonfish	*Selene setapinnis*	MF04	6.4	UD	NA	NR	10/9/2014	10/9/2014	-
Moonfish	*Selene setapinnis*	MF05	3.5	UD	NA	NR	10/9/2014	10/9/2014	-
Mummichog	*Fundulus heteroclitus*	NBO3WMU131A-01	1.5	UD	NA	NR	10/10/2014	10/10/2014	-
Mummichog	*Fundulus heteroclitus*	NBO3WMU131A-02	0.6	UD	NA	NR	10/10/2014	10/10/2014	
Mummichog	*Fundulus heteroclitus*	NBO3WMUN015-01	7.6	0.12	1.58%	M	10/9/2014	10/9/2014	-
Mummichog	*Fundulus heteroclitus*	NBO3WMUN015-02	3.3	0.02	0.61%	F	10/9/2014	10/9/2014	-
Mummichog	*Fundulus heteroclitus*	NBO3WMUN015-03	13.2	UD	NA	NR	10/9/2014	10/9/2014	-
Naked Goby	*Gobiosoma bosc*	NG01	0.7	UD	NA	NR	10/8/2014	10/8/2014	-
Northern Kingfish	*Menticirrhus saxatilis*	NK01	4.3	UD	NA	NR	10/6/2014	10/6/2014	-
Northern Kingfish	*Menticirrhus saxatilis*	NK02	14	UD	NA	NR	10/8/2014	10/8/2014	-
Northern Kingfish	*Menticirrhus saxatilis*	NK03	5.8	0.01	0.17%	TI	10/8/2014	10/8/2014	-
Northern Kingfish	*Menticirrhus saxatilis*	NK04	57.5	0.11	0.19%	M	10/9/2014	10/9/2014	-
Northern Kingfish	*Menticirrhus saxatilis*	NK05	39.6	0.1	0.25%	M	10/9/2014	10/9/2014	-
Oyster Toadfish	*Opsanus tau*	OT01	181.2	UD	NA	NR	10/7/2014	10/7/2014	-
Oyster Toadfish	*Opsanus tau*	OT02	166.6	1.06	0.64%	M	10/7/2014	10/7/2014	-
Oyster Toadfish	*Opsanus tau*	OT03	148	7.94	5.36%	F	10/7/2014	10/7/2014	-
Oyster Toadfish	*Opsanus tau*	OT04	77.7	6.76	8.70%	F	10/7/2014	10/7/2014	-
Oyster Toadfish	*Opsanus tau*	OT05	185.7	14.89	8.02%	F	10/7/2014	10/7/2014	-

- = no findings; GSI = gonadosomatic index; M = male; F = female; UD = undetermined; NA = not applicable; NR = gonad tissue not recovered; TI = gonad tissue too immature for gender determination

Table 1. Necropsy Results (Continued)

Species	Scientific Name	Animal ID#	Body Weight (g)	Gonad Weight (g)	GSI	Sex	Capture Date	Necropsy Date	Gross Finding
Scup	*Stenotomus chrysops*	SC01	7.6	0.01	0.13%	TI	10/6/2014	10/6/2014	-
Scup	*Stenotomus chrysops*	SC02	10.9	0.01	0.09%	TI	10/9/2014	10/9/2014	-
Scup	*Stenotomus chrysops*	SC03	12.5	0.01	0.08%	TI	10/9/2014	10/9/2014	-
Scup	*Stenotomus chrysops*	SC04	13.6	UD	NA	NR	10/9/2014	10/9/2014	-
Scup	*Stenotomus chrysops*	SC05	10.6	UD	NA	NR	10/9/2014	10/9/2014	-
Scup	*Stenotomus chrysops*	SC06	15.3	UD	NA	NR	10/9/2014	10/10/2014	-
Scup	*Stenotomus chrysops*	SC07	17	0.01	0.06%	TI	10/9/2014	10/10/2014	-
Scup	*Stenotomus chrysops*	SC08	17.7	UD	NA	NR	10/9/2014	10/10/2014	-
Scup	*Stenotomus chrysops*	SC09	17.5	UD	NA	NR	10/9/2014	10/10/2014	-
Scup	*Stenotomus chrysops*	SC10	21.3	UD	NA	NR	10/9/2014	10/10/2014	-
Scup	*Stenotomus chrysops*	SC11	19	UD	NA	NR	10/9/2014	10/10/2014	-
Scup	*Stenotomus chrysops*	SC12	15.3	UD	NA	NR	10/9/2014	10/10/2014	-
Scup	*Stenotomus chrysops*	SC13	17.2	0.01	0.06%	TI	10/9/2014	10/10/2014	-
Scup	*Stenotomus chrysops*	SC14	16	UD	NA	NR	10/9/2014	10/10/2014	-
Scup	*Stenotomus chrysops*	SC15	13.2	UD	NA	NR	10/9/2014	10/10/2014	-
Scup	*Stenotomus chrysops*	SC16	12.5	UD	NA	NR	10/9/2014	10/10/2014	-
Scup	*Stenotomus chrysops*	SC17	17.7	UD	NA	NR	10/9/2014	10/10/2014	-
Scup	*Stenotomus chrysops*	SC18	14.6	UD	NA	NR	10/9/2014	10/10/2014	-
Scup	*Stenotomus chrysops*	SC19	14.4	UD	NA	NR	10/9/2014	10/10/2014	-

- = no findings; GSI = gonadosomatic index; M = male; F = female; UD = undetermined; NA = not applicable; NR = gonad tissue not recovered; TI = gonad tissue too immature for gender determination

Table 1. Necropsy Results (Continued)

Species	Scientific Name	Animal ID#	Body Weight (g)	Gonad Weight (g)	GSI	Sex	Capture Date	Necropsy Date	Gross Finding
Scup	*Stenotomus chrysops*	SC20	17.1	UD	NA	NR	10/9/2014	10/10/2014	-
Silver Perch	*Bairdiella chrysoura*	SP01	10.3	0.02	0.19%	TI	10/7/2014	10/7/2014	-
Silver Perch	*Bairdiella chrysoura*	SP02	9.9	0.04	0.40%	TI	10/7/2014	10/7/2014	-
Silver Perch	*Bairdiella chrysoura*	SP03	9.1	0.02	0.22%	TI	10/7/2014	10/7/2014	-
Silverside	*Menidia menidia*	NBO3WASN014-01	6.1	0.04	0.66%	M	10/9/2014	10/9/2014	-
Silverside	*Menidia menidia*	NBO3WASN014-02	6.9	0.03	0.43%	M	10/9/2014	10/9/2014	-
Silverside	*Menidia menidia*	NBO3WASN014-03	4.7	UD	NA	NR	10/9/2014	10/9/2014	-
Silverside	*Menidia menidia*	NBO3WASN014-04	5.4	UD	NA	NR	10/9/2014	10/9/2014	-
Silverside	*Menidia menidia*	NBO3WASN014-05	3.4	UD	NA	NR	10/9/2014	10/9/2014	-
Smallmouth Flounder	*Etropus microstomus*	SM01	1.4	UD	NA	NR	10/8/2014	10/8/2014	-
Smallmouth Flounder	*Etropus microstomus*	SM02	1.1	UD	NA	NR	10/8/2014	10/8/2014	-
Smallmouth Flounder	*Etropus microstomus*	SM03	1.9	UD	NA	NR	10/8/2014	10/8/2014	-
Striped Bass	*Morone saxatilis*	SB01	208	0.66	0.32%	M	10/7/2014	10/7/2014	-
Striped Bass	*Morone saxatilis*	SB02	189	0.87	0.46%	F	10/8/2014	10/8/2014	-
Striped Bass	*Morone saxatilis*	SB03	218	0.12	0.06%	M	10/8/2014	10/8/2014	-
Striped Bass	*Morone saxatilis*	SB04	318	0.85	0.27%	M	10/9/2014	10/10/2014	-
Striped Bass	*Morone saxatilis*	SB05	40	UD	NA	NR	10/10/2014	10/10/2014	-
Striped Killifish	*Fundulus majalis*	NBO3WSK130-01	7.7	0.08	1.04%	M	10/10/2014	10/10/2014	-

- = no findings; GSI = gonadosomatic index; M = male; F = female; UD = undetermined; NA = not applicable; NR = gonad tissue not recovered; TI = gonad tissue too immature for gender determination

Table 1. Necropsy Results (Continued)

Species	Scientific Name	Animal ID#	Body Weight (g)	Gonad Weight (g)	GSI	Sex	Capture Date	Necropsy Date	Gross Finding
Striped Killifish	*Fundulus majalis*	NBO3WSK130-02	6.9	0.09	1.30%	F	10/10/2014	10/10/2014	-
Striped Killifish	*Fundulus majalis*	NBO3WSK130-03	5.9	0.06	1.02%	F	10/10/2014	10/10/2014	-
Striped Killifish	*Fundulus majalis*	NBO3WSK130-04	6.7	0.08	1.19%	F	10/10/2014	10/10/2014	-
Striped Killifish	*Fundulus majalis*	NBO3WSK130-05	7.3	0.08	1.10%	F	10/10/2014	10/10/2014	-
Striped Sea Robin	*Prionotus evolans*	SR01	17.4	UD	NA	NR	10/7/2014	10/7/2014	-
Striped Sea Robin	*Prionotus evolans*	SR02	15.6	UD	NA	NR	10/7/2014	10/7/2014	-
Striped Sea Robin	*Prionotus evolans*	SR03	28.2	0.03	0.10%	TI	10/8/2014	10/8/2014	-
Striped Sea Robin	*Prionotus evolans*	SR04	34.3	0.05	0.15%	TI	10/8/2014	10/8/2014	-
Striped Sea Robin	*Prionotus evolans*	SR05	22.4	0.02	0.09%	TI	10/8/2014	10/8/2014	-
Summer Flounder	*Paralichthys dentatus*	NBO3WSFC004	94.1	0.07	0.07%	TI	10/9/2014	10/9/2014	-
Summer Flounder	*Paralichthys dentatus*	NBO3WSFC005	50.7	0.02	0.04%	TI	10/9/2014	10/9/2014	-
Summer Flounder	*Paralichthys dentatus*	NBO3WSFC003	145.8	0.16	0.11%	TI	10/9/2014	10/9/2014	-
Summer Flounder	*Paralichthys dentatus*	NBO3WSFN018	50.3	0.02	0.04%	TI	10/9/2014	10/9/2014	-
Summer Flounder	*Paralichthys dentatus*	NBO3WSFS001	60.7	0.07	0.12%	TI	10/9/2014	10/9/2014	-
Summer Flounder	*Paralichthys dentatus*	NBO3WSFS002	370	1.13	0.31%	F	10/9/2014	10/9/2014	-
Summer Flounder	*Paralichthys dentatus*	SF01	33.1	0.01	0.03%	TI	10/6/2014	10/6/2014	-
Summer Flounder	*Paralichthys dentatus*	SF02	82.3	0.01	0.01%	TI	10/6/2014	10/6/2014	-
Summer Flounder	*Paralichthys dentatus*	SF03	37.9	0.01	0.03%	TI	10/6/2014	10/6/2014	-
Weakfish	*Cynoscion regalis*	WE01	17.6	0.03	0.17%	TI	10/6/2014	10/6/2014	-

- = no findings; GSI = gonadosomatic index; M = male; F = female; UD = undetermined; NA = not applicable; NR = gonad tissue not recovered; TI = gonad tissue too immature for gender determination

Table 1. Necropsy Results (Continued)

Species	Scientific Name	Animal ID#	Body Weight (g)	Gonad Weight (g)	GSI	Sex	Capture Date	Necropsy Date	Gross Finding
Weakfish	*Cynoscion regalis*	WE02	21.8	0.05	0.23%	TI	10/6/2014	10/6/2014	-
Weakfish	*Cynoscion regalis*	WE03	46.7	0.02	0.04%	TI	10/6/2014	10/6/2014	Heart: 1mm pale nodule
Weakfish	*Cynoscion regalis*	WE04	22.7	0.03	0.13%	TI	10/6/2014	10/6/2014	Tail Fin: erosion
Weakfish	*Cynoscion regalis*	WE05	21.3	0.05	0.23%	TI	10/6/2014	10/6/2014	Skin of caudal peduncle: erosion
White Mullet	*Mugil curema*	WM01	29.6	UD	NA	NR	10/10/2014	10/10/2014	-
White Mullet	*Mugil curema*	WM02	26	UD	NA	NR	10/10/2014	10/10/2014	Ventral skin: anchor worm
White Mullet	*Mugil curema*	WM03	46.8	0.04	0.09%	TI	10/10/2014	10/10/2014	-
White Mullet	*Mugil curema*	WM04	23.9	0.05	0.21%	TI	10/10/2014	10/10/2014	Tail Fin: erosion
White Mullet	*Mugil curema*	WM05	14.7	UD	NA	NR	10/10/2014	10/10/2014	-
Windowpane Flounder	*Scophthalmus aquosus*	NBO3WWWN020	37	0.14	0.38%	F	10/9/2014	10/9/2014	-
Windowpane Flounder	*Scophthalmus aquosus*	NBO3WWWN021	28.3	UD	NA	NR	10/9/2014	10/9/2014	-
Windowpane Flounder	*Scophthalmus aquosus*	NBO3WWWN022	22.1	0.03	0.14%	M	10/9/2014	10/9/2014	-
Windowpane Flounder	*Scophthalmus aquosus*	NBO3WWWN023	6.5	UD	NA	NR	10/9/2014	10/9/2014	-
Windowpane Flounder	*Scophthalmus aquosus*	WW01	32.7	UD	NA	NR	10/6/2014	10/6/2014	-

- = no findings; GSI = gonadosomatic index; M = male; F = female; UD = undetermined; NA = not applicable; NR = gonad tissue not recovered; TI = gonad tissue too immature for gender determination

RESULTS AND DISCUSSION

Gross external and internal examinations revealed abnormal findings in 11 of 122 fish (9%). In 5 of 11 cases, findings consisted of external or internal parasite infections. Other findings included fin or skin erosions (three fish), pale nodular areas in the heart (two fish), and an enlarged and discolored right ovary (one fish).

Overall, most findings were of mild severity and likely of minimal pathological significance. One exception was a single American eel (*Anguilla rostrata*) in which the gas bladder was heavily infected by nematode parasites presumed to be *Anguillicoloides crassus*; these parasites have been reported to cause substantial debilitation in eels.[1,2]

Gonads were not recovered from 54 of 122 fish, and in 30 additional fish, the sex (gender) could not be determined. There were two reasons for this: 1) the majority of fish in this study were reproductively immature, and thus, the gonads typically consisted of fine strands of sexually undifferentiated tissue that were challenging to excise intact; and 2) in fewer instances, recovery of the gonads was hampered by post-mortem autolysis.

The fish collected and analyzed under this program represent the various types of fish that have been reported to occur in Newark Bay, including: 1) forage, predatory, benthic, demersal, and pelagic species, 2) both resident and migratory fish, and 3) a range of size and age within the fish sampled. Adequate replication was achieved per the QAPP specifications. The results show only low percentage incidences of relatively minor pathologies across this spectrum of species. Fish pathology examinations will continue in 2015 to complete the QAPP requirements, particularly evaluation of the first five fish obtained for each species and completion of the target goal of 20 summer flounder.

7-12-16

JEFFREY C. WOLF, DVM, Diplomate, ACVP — Date
Senior Pathologist

JCW/skh

REFERENCES

[1]Denny SK, Denny A, Paul T. (2013). Distribution, prevalence and intensity of *Anguillicoloides crassus* in the American eel, *Anguilla rostrata*, in the Bras d'Or Lakes, Nova Scotia. BioInvasions Records. **2(1):**19-26.

[2]Lefebvre F, Fazio G, Mounaix B, Crivelli AJ. (2013). Is the continental life of the European eel *Anguilla anguilla* affected by the parasitic invader *Anguillicoloides crassus*? Proc R Soc B**. 280:**20122916. http://dx.doi.org/10.1098/rspb.2012.2916.

REASON(S) FOR CHANGE

This report was amended due to the following reasons:

- Replaced "Necropsy Report" and "Necropsy Summary" with "Pathology Report" and "Pathology Summary" throughout.
- Page 1, Methods section, 1st paragraph: Revised third sentence and deleted last sentence.
- Page 10, Results and Discussion section, last paragraph: Revised last sentence.
- Added Appendix B: Specimen Data Forms.

JEFFREY C. WOLF, DVM, Diplomate, ACVP
Senior Pathologist

7-12-16
Date

APPENDIX A: FIGURES AND LEGENDS

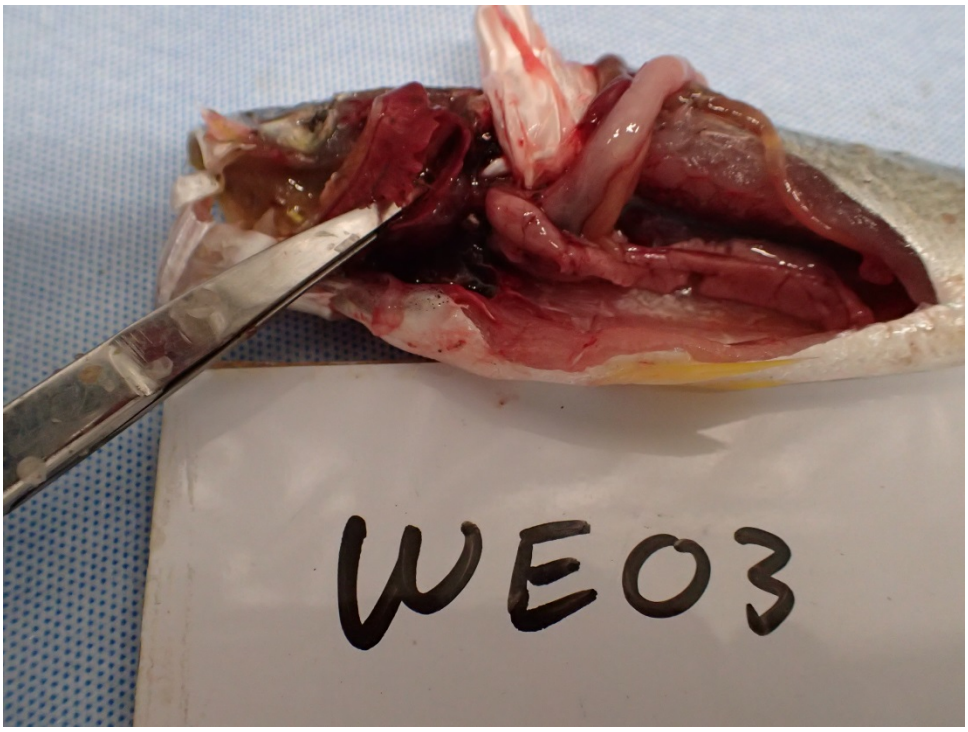

Figure 1. Nodule in the heart of a weakfish, Animal ID: WE03. Difficult to appreciate in this image.



Figure 2. Tail erosion in a weakfish, Animal ID: WE04.



Figure 3. Skin erosion at the caudal peduncle in a weakfish, Animal ID: WE05.



Figure 4. Anchor worms attached to the dorsum and head of a bay anchovy, Animal ID: NB03WBAC001-02.



Figure 5. Anchor worm attached to the head of a bay anchovy, Animal ID: NB03WBAC001-03.



Figure 6. Nematodes in the gas bladder of an American eel, Animal ID: NB03WAEN017. Note: The Animal ID in the photograph is incorrect.



Figure 7. Isopod in the branchial cavity of a bluefish, Animal ID: NB03FBLS003-01.



Figure 8. Enlarged discolored right ovary in a bluefish, Animal ID: NB03FBLS003-03.



Figure 9. Anchor worm attached to the ventrum of a white mullet, Animal ID: WM02.



Figure 10. Tail erosion in a white mullet, Animal ID: WM04.



Figure 11. Pale nodule in the heart of an American eel, Animal ID: NB03WAEN025.

APPENDIX B: SPECIMEN DATA FORMS

SPECIMEN DATA FORM

CHECKLIST FOR PHYSICAL EXAMINATION OF FISHES		
Collection Date: 10-6-14	Examined By:	Camera: NE (b) NA
Exam Date: 10-6-14	Recorded By:	Photo numbers: NE (b) NA
Sex: F	Body Weight (g): 103.3	Tissues Photographed: NE (b) NA
Specimen ID: NB03WHAN001 (d) (b)	Gonad Weight (g): 0.65	

EXTERNAL PHYSICAL EXAMINATION					
BODY FORM		ISTHMUS		BRANCHIAL CAVITY	
✓	Unremarkable	✓	Unremarkable	✓	Unremarkable
	Emaciated		Enlarged		Growths
	Truncate		Hemorrhagic		Parasites
	Scoliosis	EYES		UROGENITAL OPENING	
	Lordosis	✓	Unremarkable	✓	Unremarkable
BODY SURFACE			Popeye		Inflamed
✓	Unremarkable		Cloudy cornea	ANUS	
	Raised scales		Missing	✓	Unremarkable
	Swollen		Lens deformed		Inflamed
	Lesions		Lens parasites	LESIONS – Location(s)	
	Excess mucous		Lens cataract	NA	Fins
	Reoriented scales	FINS			Head
	Growths	✓	Unremarkable		Eyes
	Parasites		Frayed – eroded		Mouth
	Wounds		Parasites		Peduncle
	Wounds - lamprey		Hemorrhagic		Ventral
LIPS AND JAWS			Gas Bubbles		Dorsal
✓	Unremarkable	FINS - ERODED			Lateral
	Deformed	NA	Dorsal	BEHAVIOR	
	Growths		Pectoral	NE	Gasping
SNOUT			Pelvic		Flashing
✓	Unremarkable		Anal		Lethargic
	Pugnose (Pughead)		Adipose		Fin twitching
	Growths		Caudal		Convulsions
	Abrasions	GILLS			Head Up-Tail Down
BARBELS		✓	Unremarkable		Head-tail whirling
✓	Unremarkable		Bright red		Pectoral fins folded forwarded
	Deformed		Brown		Belly up
	Missing		Gas bubbles		Loss of balance
OPERCLE			Parasites		Long axis whirling
✓	Unremarkable	PSEUDOBRANCH		OTHER OBSERVATIONS	
	Incomplete	✓	Unremarkable		
	Deformed		Enlarged		

INTERNAL PHYSICAL EXAMINATION					
BODY CAVITY		INTESTINES		OVARIES	
✓	Unremarkable	✓	Unremarkable	✓	Immature
	Fluid – clear		Flaccid		Mature
	Fluid – bloody	✓	Mucous		Ripe
	Fluid – cloudy	✓	Feces		Reabsorbing
	Adhesions		Fluid		Growth
MESENTERIC FAT			Hemorrhagic	MUSCLE	
✓	Unremarkable		Parasites	✓	Unremarkable
	None	SPLEEN			Soft
	Excessive	✓	Unremarkable		Parasites
LIVER			Enlarged	TUMORS	
✓	Unremarkable		Shrunken	NA	Liver
	Discolored		Discolored		I Baumann
	Yellowish		Ceroid Pigment Centers		II Scale
	Pale	GAS BLADDER			III
	Enlarged	✓	Unremarkable		
	Growths		Fluid	PYLORIC CAECA	
	Parasites		Growths	(c) NA	Unremarkable
GALLBLADDER		KIDNEYS			Parasites
	Empty	✓	Unremarkable	TESTIS	
✓	Full		Pale	NA	Immature
	Yellow		Swollen		Mature
	Green		Soft		Ripe
	Enlarged		Hemorrhagic		Constructed
	Parasites		Stones		Growth
STOMACH			Growths	OTHER OBSERVATIONS	
✓	Unremarkable		Cysts		
✓	Empty		Parasites (urinary bladder)		
	Food	COMMENTS: (a) RE JW 10-6-14 (b) NA = habit JW 10-6-14 (c) RE JW 10-6-14			
	Mucous				
	Fluid				
	Hemorrhagic	NA = not applicable; NE = not evaluated; RE = recording error; UD = undetermined			

(d) Specimen ID corrected based on client review JW 6-14-14

SPECIMEN DATA FORM

CHECKLIST FOR PHYSICAL EXAMINATION OF FISHES		
Collection Date: 10-6-14	Examined By:	Camera: NE ⑤ ⑥ NA
Exam Date: 10-6-14	Recorded By:	Photo numbers: NE ⑤ NA
Sex: Too immature to sex UD	Body Weight (g): 7.6 ②	Tissues Photographed: NE NA
Specimen ID: SC01 ①	Gonad Weight (g): 0.01	

EXTERNAL PHYSICAL EXAMINATION					
BODY FORM		ISTHMUS		BRANCHIAL CAVITY	
✓	Unremarkable	✓	Unremarkable	✓	Unremarkable
	Emaciated		Enlarged		Growths
	Truncate		Hemorrhagic		Parasites
	Scoliosis	EYES		UROGENITAL OPENING	
	Lordosis	✓	Unremarkable	✓	Unremarkable
BODY SURFACE			Popeye		Inflamed
✓	Unremarkable		Cloudy cornea	ANUS	
	Raised scales		Missing	✓	Unremarkable
	Swollen		Lens deformed		Inflamed
	Lesions		Lens parasites	LESIONS – Location(s)	
	Excess mucous		Lens cataract	NA	Fins
	Reoriented scales	FINS			Head
	Growths	✓	Unremarkable		Eyes
	Parasites		Frayed – eroded		Mouth
	Wounds		Parasites		Peduncle
	Wounds - lamprey		Hemorrhagic		Ventral
LIPS AND JAWS			Gas Bubbles		Dorsal
✓	Unremarkable	FINS - ERODED			Lateral
	Deformed	NA	Dorsal	BEHAVIOR	
	Growths		Pectoral	NE	Gasping
SNOUT			Pelvic		Flashing
✓	Unremarkable		Anal		Lethargic
	Pugnose (Pughead)		Adipose		Fin twitching
	Growths		Caudal		Convulsions
	Abrasions	GILLS			Head Up-Tail Down
BARBELS		✓	Unremarkable		Head-tail whirling
NA	Unremarkable		Bright red		Pectoral fins folded forwarded
	Deformed		Brown		Belly up
	Missing		Gas bubbles		Loss of balance
OPERCLE			Parasites		Long axis whirling
✓	Unremarkable	PSEUDOBRANCH		OTHER OBSERVATIONS	
	Incomplete	✓	Unremarkable		
	Deformed		Enlarged		

INTERNAL PHYSICAL EXAMINATION					
BODY CAVITY		INTESTINES		OVARIES UD	
✓	Unremarkable	✓	Unremarkable	NE ③	Immature
	Fluid – clear		Flaccid		Mature
	Fluid – bloody		Mucous		Ripe
	Fluid – cloudy		Feces		Reabsorbing
	Adhesions		Fluid		Growth
MESENTERIC FAT			Hemorrhagic	MUSCLE	
✓	Unremarkable		Parasites	✓	Unremarkable
	None	SPLEEN			Soft
	Excessive	✓	Unremarkable		Parasites
LIVER			Enlarged	TUMORS	
✓	Unremarkable		Shrunken	NA	Liver
	Discolored		Discolored		I Baumann
	Yellowish		Ceroid Pigment Centers		II Scale
	Pale	GAS BLADDER			III
	Enlarged	✓	Unremarkable		
	Growths		Fluid	PYLORIC CAECA	
	Parasites		Growths	NA	Unremarkable
GALLBLADDER		KIDNEYS			Parasites
✓	Empty	✓	Unremarkable	TESTIS UD	
	Full		Pale	NE ③	Immature
	Yellow		Swollen		Mature
	Green		Soft		Ripe
	Enlarged		Hemorrhagic		Constructed
	Parasites		Stones		Growth
STOMACH			Growths	OTHER OBSERVATIONS	
✓	Unremarkable		Cysts		
✓	Empty		Parasites (urinary bladder)		
	Food	COMMENTS: ⓐ Rewritten for clarity DW 10-6-14			
	Mucous	⑤ RE DW 10-6-14 ⓒ RE DW 10-6-14 ⓓ SC = Scup DW 10-6-14			
	Fluid				
	Hemorrhagic	NA = not applicable; NE = not evaluated; RE = recording error; UD = undetermined			

SPECIMEN DATA FORM

CHECKLIST FOR PHYSICAL EXAMINATION OF FISHES		
Collection Date: 10-6-14	Examined By: [signature]	Camera: NA
Exam Date: 10-6-14	Recorded By: [signature]	Photo numbers: NA
Sex: Gonad not recovered UD	Body Weight (g): 4.3	Tissues Photographed: NA
Specimen ID: NK01 (b)	Gonad Weight (g): ~~7~~ UD	

EXTERNAL PHYSICAL EXAMINATION					
BODY FORM		ISTHMUS		BRANCHIAL CAVITY	
✓	Unremarkable	✓	Unremarkable	✓	Unremarkable
	Emaciated		Enlarged		Growths
	Truncate		Hemorrhagic		Parasites
	Scoliosis	EYES		UROGENITAL OPENING	
	Lordosis	✓	Unremarkable	✓	Unremarkable
BODY SURFACE			Popeye		Inflamed
✓	Unremarkable		Cloudy cornea	ANUS	
	Raised scales		Missing	✓	Unremarkable
	Swollen		Lens deformed		Inflamed
	Lesions		Lens parasites	LESIONS – Location(s)	
	Excess mucous		Lens cataract	NA	Fins
	Reoriented scales	FINS			Head
	Growths	✓	Unremarkable		Eyes
	Parasites		Frayed – eroded		Mouth
	Wounds		Parasites		Peduncle
	Wounds - lamprey		Hemorrhagic		Ventral
LIPS AND JAWS			Gas Bubbles		Dorsal
✓	Unremarkable	FINS - ERODED			Lateral
	Deformed	NA	Dorsal	BEHAVIOR	
	Growths		Pectoral	NE	Gasping
SNOUT			Pelvic		Flashing
✓	Unremarkable		Anal		Lethargic
	Pugnose (Pughead)		Adipose		Fin twitching
	Growths		Caudal		Convulsions
	Abrasions	GILLS			Head Up-Tail Down
BARBELS		✓	Unremarkable		Head-tail whirling
(c) ~~✓~~ NA	Unremarkable		Bright red		Pectoral fins folded forwarded
	Deformed		Brown		Belly up
	Missing		Gas bubbles		Loss of balance
OPERCLE			Parasites		Long axis whirling
✓	Unremarkable	PSEUDOBRANCH		OTHER OBSERVATIONS	
	Incomplete	✓	Unremarkable		
	Deformed		Enlarged		

INTERNAL PHYSICAL EXAMINATION					
BODY CAVITY		INTESTINES		OVARIES UD	
✓	Unremarkable	✓	Unremarkable		Immature
	Fluid – clear		Flaccid		Mature
	Fluid – bloody	✓	Mucous		Ripe
	Fluid – cloudy		Feces		Reabsorbing
	Adhesions		Fluid		Growth
MESENTERIC FAT			Hemorrhagic	MUSCLE	
✓	Unremarkable		Parasites	✓	Unremarkable
	None	SPLEEN			Soft
	Excessive	✓	Unremarkable		Parasites
LIVER			Enlarged	TUMORS	
✓	Unremarkable		Shrunken	NA	Liver
	Discolored		Discolored		I Baumann
	Yellowish		Ceroid Pigment Centers		II Scale
	Pale	GAS BLADDER			III
	Enlarged	✓	Unremarkable		
	Growths		Fluid	(d) PYLORIC CAECA	
	Parasites		Growths	~~NA~~	Unremarkable
GALLBLADDER		KIDNEYS			Parasites
✓	Empty	✓	Unremarkable	TESTIS UD	
	Full		Pale		Immature
	Yellow		Swollen		Mature
	Green		Soft		Ripe
	Enlarged		Hemorrhagic		Constructed
	Parasites		Stones		Growth
STOMACH			Growths	OTHER OBSERVATIONS	
✓	Unremarkable		Cysts		
✓	Empty		Parasites (urinary bladder)		
	Food	COMMENTS: (a) RE JW 10-6-14 (c) RE JW 10-6-14			
	Mucous	(b) NK = northern kingfish JW 10-6-14 (d) RE JW 10-6-14			
	Fluid				
	Hemorrhagic	NA = not applicable; NE = not evaluated; RE = recording error; UD = undetermined			

SPECIMEN DATA FORM

CHECKLIST FOR PHYSICAL EXAMINATION OF FISHES		
Collection Date: 10-6-14	Examined By:	Camera: NA
Exam Date: 10-6-14	Recorded By:	Photo numbers: NA
Sex: F	Body Weight (g): 36.4	Tissues Photographed: NA
Specimen ID: HC07 (2)	Gonad Weight (g): 0.40	

EXTERNAL PHYSICAL EXAMINATION					
BODY FORM		ISTHMUS		BRANCHIAL CAVITY	
✓	Unremarkable	✓	Unremarkable	✓	Unremarkable
	Emaciated		Enlarged		Growths
	Truncate		Hemorrhagic		Parasites
	Scollosis	EYES		UROGENITAL OPENING	
	Lordosis	✓	Unremarkable	✓	Unremarkable
BODY SURFACE			Popeye		Inflamed
✓	Unremarkable		Cloudy cornea	ANUS	
	Raised scales		Missing	✓	Unremarkable
	Swollen		Lens deformed		Inflamed
	Lesions		Lens parasites	LESIONS – Location(s)	
	Excess mucous		Lens cataract	NA	Fins
	Reoriented scales	FINS			Head
	Growths	✓	Unremarkable		Eyes
	Parasites		Frayed – eroded		Mouth
	Wounds		Parasites		Peduncle
	Wounds - lamprey		Hemorrhagic		Ventral
LIPS AND JAWS			Gas Bubbles		Dorsal
✓	Unremarkable	FINS - ERODED			Lateral
	Deformed	NA	Dorsal	BEHAVIOR	
	Growths		Pectoral	NE	Gasping
SNOUT			Pelvic		Flashing
✓	Unremarkable		Anal		Lethargic
	Pugnose (Pughead)		Adipose		Fin twitching
	Growths		Caudal		Convulsions
	Abrasions	GILLS			Head Up-Tail Down
BARBELS		✓	Unremarkable		Head-tail whirling
NA	Unremarkable		Bright red		Pectoral fins folded forwarded
	Deformed		Brown		Belly up
	Missing		Gas bubbles		Loss of balance
OPERCLE			Parasites		Long axis whirling
✓	Unremarkable	PSEUDOBRANCH		OTHER OBSERVATIONS	
	Incomplete	✓	Unremarkable		
	Deformed		Enlarged		

INTERNAL PHYSICAL EXAMINATION					
BODY CAVITY		INTESTINES		OVARIES	
✓	Unremarkable	✓	Unremarkable	✓	Immature
	Fluid – clear		Flaccid		Mature
	Fluid – bloody		Mucous		Ripe
	Fluid – cloudy		Feces		Reabsorbing
	Adhesions		Fluid		Growth
MESENTERIC FAT			Hemorrhagic	MUSCLE	
✓	Unremarkable		Parasites	✓	Unremarkable
	None	SPLEEN			Soft
	Excessive	✓	Unremarkable		Parasites
LIVER			Enlarged	TUMORS	
✓	Unremarkable		Shrunken	NA	Liver
	Discolored		Discolored		I Baumann
	Yellowish		Ceroid Pigment Centers		II Scale
	Pale	GAS BLADDER			III
	Enlarged	NA	Unremarkable		
	Growths		Fluid	PYLORIC CAECA	
	Parasites		Growths	NA	Unremarkable
GALLBLADDER		KIDNEYS			Parasites
✓	Empty	✓	Unremarkable	TESTIS	
	Full		Pale	NA	Immature
	Yellow		Swollen		Mature
	Green		Soft		Ripe
	Enlarged		Hemorrhagic		Constructed
	Parasites		Stones		Growth
STOMACH			Growths	OTHER OBSERVATIONS	
✓	Unremarkable		Cysts		
	Empty		Parasites (urinary bladder)		
✓	Food	COMMENTS: @ HC = hog chokers TW 10-6-14			
	Mucous				
	Fluid				
	Hemorrhagic	NA = not applicable; NE = not evaluated; RE = recording error; UD = undetermined			

SPECIMEN DATA FORM

CHECKLIST FOR PHYSICAL EXAMINATION OF FISHES		
Collection Date: 10-6-14	Examined By: [signature]	Camera: NA
Exam Date: 10-6-14	Recorded By: [signature]	Photo numbers: NA
Sex: Too immature to sex UD	Body Weight (g): 53.2	Tissues Photographed: NA
Specimen ID: HC01 (a)	Gonad Weight (g): 0.01	

EXTERNAL PHYSICAL EXAMINATION					
BODY FORM		ISTHMUS		BRANCHIAL CAVITY	
✓	Unremarkable	✓	Unremarkable	✓	Unremarkable
	Emaciated		Enlarged		Growths
	Truncate		Hemorrhagic		Parasites
	Scoliosis	EYES		UROGENITAL OPENING	
	Lordosis	✓	Unremarkable	✓	Unremarkable
BODY SURFACE			Popeye		Inflamed
✓	Unremarkable		Cloudy cornea	ANUS	
	Raised scales		Missing	✓	Unremarkable
	Swollen		Lens deformed		Inflamed
	Lesions		Lens parasites	LESIONS – Location(s)	
	Excess mucous		Lens cataract	NA	Fins
	Reoriented scales	FINS			Head
	Growths	✓	Unremarkable		Eyes
	Parasites		Frayed – eroded		Mouth
	Wounds		Parasites		Peduncle
	Wounds - lamprey		Hemorrhagic		Ventral
LIPS AND JAWS			Gas Bubbles		Dorsal
✓	Unremarkable	FINS - ERODED			Lateral
	Deformed	NA	Dorsal	BEHAVIOR	
	Growths		Pectoral	NE	Gasping
SNOUT			Pelvic		Flashing
✓	Unremarkable		Anal		Lethargic
	Pugnose (Pughead)		Adipose		Fin twitching
	Growths		Caudal		Convulsions
	Abrasions	GILLS			Head Up-Tail Down
BARBELS		✓	Unremarkable		Head-tail whirling
NA	Unremarkable		Bright red		Pectoral fins folded forwarded
	Deformed		Brown		Belly up
	Missing		Gas bubbles		Loss of balance
OPERCLE			Parasites		Long axis whirling
✓	Unremarkable	PSEUDOBRANCH		OTHER OBSERVATIONS	
	Incomplete	✓	Unremarkable		
	Deformed		Enlarged		

INTERNAL PHYSICAL EXAMINATION					
BODY CAVITY		INTESTINES		OVARIES UD	
✓	Unremarkable	✓	Unremarkable		Immature
	Fluid – clear		Flaccid		Mature
	Fluid – bloody		Mucous		Ripe
	Fluid – cloudy	✓	Feces		Reabsorbing
	Adhesions		Fluid		Growth
MESENTERIC FAT			Hemorrhagic	MUSCLE	
✓	Unremarkable		Parasites	✓	Unremarkable
	None	SPLEEN			Soft
	Excessive	✓	Unremarkable		Parasites
LIVER			Enlarged	TUMORS	
✓	Unremarkable		Shrunken	NA	Liver
	Discolored		Discolored		I Baumann
	Yellowish		Ceroid Pigment Centers		II Scale
	Pale	GAS BLADDER			III
	Enlarged	NA	Unremarkable		
	Growths		Fluid	PYLORIC CAECA	
	Parasites		Growths	NA	Unremarkable
GALLBLADDER		KIDNEYS			Parasites
	Empty	✓	Unremarkable	TESTIS UD	
✓	Full		Pale		Immature
	Yellow		Swollen		Mature
	Green		Soft		Ripe
	Enlarged		Hemorrhagic		Constructed
	Parasites		Stones		Growth
STOMACH			Growths	OTHER OBSERVATIONS	
✓	Unremarkable		Cysts		
	Empty		Parasites (urinary bladder)		
✓	Food	COMMENTS: (a) HC = hug ~~chocked~~ choken (b) JW 10-6-14 (b) RE JW 10-6-14			
	Mucous				
	Fluid				
	Hemorrhagic	NA = not applicable; NE = not evaluated; RE = recording error; UD = undetermined			

SPECIMEN DATA FORM

CHECKLIST FOR PHYSICAL EXAMINATION OF FISHES		
Collection Date: 10-6-14	Examined By:	Camera: NA
Exam Date: 10-6-14	Recorded By:	Photo numbers: NA
Sex: could not locate gonads UD	Body Weight (g): 32.7	Tissues Photographed: NA
Specimen ID: WF01 WW01 (a) (b)	Gonad Weight (g): UD	

EXTERNAL PHYSICAL EXAMINATION					
BODY FORM		ISTHMUS		BRANCHIAL CAVITY	
✓	Unremarkable	✓	Unremarkable	✓	Unremarkable
	Emaciated		Enlarged		Growths
	Truncate		Hemorrhagic		Parasites
	Scoliosis	EYES		UROGENITAL OPENING	
	Lordosis	✓	Unremarkable	✓	Unremarkable
BODY SURFACE			Popeye		Inflamed
✓	Unremarkable		Cloudy cornea	ANUS	
	Raised scales		Missing	✓	Unremarkable
	Swollen		Lens deformed		Inflamed
	Lesions		Lens parasites	LESIONS – Location(s)	
	Excess mucous		Lens cataract	NA	Fins
	Reoriented scales	FINS			Head
	Growths	✓	Unremarkable		Eyes
	Parasites		Frayed – eroded		Mouth
	Wounds		Parasites		Peduncle
	Wounds - lamprey		Hemorrhagic		Ventral
LIPS AND JAWS			Gas Bubbles		Dorsal
✓	Unremarkable	FINS - ERODED			Lateral
	Deformed	NA	Dorsal	BEHAVIOR	
	Growths		Pectoral	NE	Gasping
SNOUT			Pelvic		Flashing
✓	Unremarkable		Anal		Lethargic
	Pugnose (Pughead)		Adipose		Fin twitching
	Growths		Caudal		Convulsions
	Abrasions	GILLS			Head Up-Tail Down
BARBELS		✓	Unremarkable		Head-tail whirling
NA	Unremarkable		Bright red		Pectoral fins folded forwarded
	Deformed		Brown		Belly up
	Missing		Gas bubbles		Loss of balance
OPERCLE			Parasites		Long axis whirling
✓	Unremarkable	PSEUDOBRANCH		OTHER OBSERVATIONS	
	Incomplete	✓	Unremarkable		
	Deformed		Enlarged		

INTERNAL PHYSICAL EXAMINATION					
BODY CAVITY		INTESTINES		OVARIES UD	
✓	Unremarkable	✓	Unremarkable		Immature
	Fluid – clear		Flaccid		Mature
	Fluid – bloody		Mucous		Ripe
	Fluid – cloudy		Feces		Reabsorbing
	Adhesions		Fluid		Growth
MESENTERIC FAT			Hemorrhagic	MUSCLE	
✓	Unremarkable		Parasites	✓	Unremarkable
	None	SPLEEN			Soft
	Excessive	✓	Unremarkable		Parasites
LIVER			Enlarged	TUMORS	
✓	Unremarkable		Shrunken	NA	Liver
	Discolored		Discolored		I Baumann
	Yellowish		Ceroid Pigment Centers		II Scale
	Pale	GAS BLADDER			III
	Enlarged	NA	Unremarkable		
	Growths		Fluid	PYLORIC CAECA	
	Parasites		Growths	NA	Unremarkable
GALLBLADDER		KIDNEYS			Parasites
	Empty	✓	Unremarkable	TESTIS UD	
✓	Full		Pale		Immature
	Yellow		Swollen		Mature
	Green		Soft		Ripe
	Enlarged		Hemorrhagic		Constructed
	Parasites		Stones		Growth
STOMACH			Growths	OTHER OBSERVATIONS	
✓	Unremarkable		Cysts		
	Empty		Parasites (urinary bladder)		
✓	Food	COMMENTS: (a) RE TW 10-6-14			
	Mucous	(b) WW = Windowpane Flounder TW 10-6-14			
	Fluid				
	Hemorrhagic	NA = not applicable; NE = not evaluated; RE = recording error; UD = undetermined			

(c) Duplicate footnote reprinted inadvertently TW 10-20-14

(a) RE TW 10-6-14 (c)

SPECIMEN DATA FORM

CHECKLIST FOR PHYSICAL EXAMINATION OF FISHES		
Collection Date: 10-6-14	Examined By:	Camera: NA
Exam Date: 10-6-14	Recorded By:	Photo numbers: NA
Sex: Too immature to sex UD	Body Weight (g): 37.9	Tissues Photographed: NA
Specimen ID: SF03 (a)	Gonad Weight (g): 0.01	

EXTERNAL PHYSICAL EXAMINATION					
BODY FORM		ISTHMUS		BRANCHIAL CAVITY	
✓	Unremarkable	✓	Unremarkable	✓	Unremarkable
	Emaciated		Enlarged		Growths
	Truncate		Hemorrhagic		Parasites
	Scoliosis	EYES		UROGENITAL OPENING	
	Lordosis	✓	Unremarkable	✓	Unremarkable
BODY SURFACE			Popeye		Inflamed
✓	Unremarkable		Cloudy cornea	ANUS	
	Raised scales		Missing	✓	Unremarkable
	Swollen		Lens deformed		Inflamed
	Lesions		Lens parasites	LESIONS – Location(s)	
	Excess mucous		Lens cataract	NA	Fins
	Reoriented scales	FINS			Head
	Growths	✓	Unremarkable		Eyes
	Parasites		Frayed – eroded		Mouth
	Wounds		Parasites		Peduncle
	Wounds - lamprey		Hemorrhagic		Ventral
LIPS AND JAWS			Gas Bubbles		Dorsal
✓	Unremarkable	FINS - ERODED			Lateral
	Deformed	NA	Dorsal	BEHAVIOR	
	Growths		Pectoral	NE	Gasping
SNOUT			Pelvic		Flashing
✓	Unremarkable		Anal		Lethargic
	Pugnose (Pughead)		Adipose		Fin twitching
	Growths		Caudal		Convulsions
	Abrasions	GILLS			Head Up-Tail Down
BARBELS		✓	Unremarkable		Head-tail whirling
NA	Unremarkable		Bright red		Pectoral fins folded forwarded
	Deformed		Brown		Belly up
	Missing		Gas bubbles		Loss of balance
OPERCLE			Parasites		Long axis whirling
✓	Unremarkable	PSEUDOBRANCH		OTHER OBSERVATIONS	
	Incomplete	✓	Unremarkable		
	Deformed		Enlarged		

INTERNAL PHYSICAL EXAMINATION					
BODY CAVITY		INTESTINES		OVARIES UD	
✓	Unremarkable	✓	Unremarkable		Immature
	Fluid – clear		Flaccid		Mature
	Fluid – bloody		Mucous		Ripe
	Fluid – cloudy		Feces		Reabsorbing
	Adhesions		Fluid		Growth
MESENTERIC FAT			Hemorrhagic	MUSCLE	
✓	Unremarkable		Parasites	✓	Unremarkable
	None	SPLEEN			Soft
	Excessive	✓	Unremarkable		Parasites
LIVER			Enlarged	TUMORS	
✓	Unremarkable		Shrunken	NA	Liver
	Discolored		Discolored		I Baumann
	Yellowish		Ceroid Pigment Centers		II Scale
	Pale	GAS BLADDER			III
	Enlarged	NA	Unremarkable		
	Growths		Fluid	PYLORIC CAECA	
	Parasites		Growths	NA	Unremarkable
GALLBLADDER		KIDNEYS			Parasites
(a) ✓	Empty	✓	Unremarkable	TESTIS UD	
✓	Full		Pale		Immature
	Yellow		Swollen		Mature
	Green		Soft		Ripe
	Enlarged		Hemorrhagic		Constricted
	Parasites		Stones		Growth
STOMACH			Growths	OTHER OBSERVATIONS	
✓	Unremarkable		Cysts		
	Empty		Parasites (urinary bladder)		
✓	Food	COMMENTS: (a) SF = Summer flounder TW 10-6-14			
	Mucous	(b) Duplicate footnote recorded inadvertently TW 10-20-14			
	Fluid				
	Hemorrhagic	NA = not applicable; NE = not evaluated; RE = recording error; UD = undetermined			

(a) RE TW 10-6-14 (b)

SPECIMEN DATA FORM

CHECKLIST FOR PHYSICAL EXAMINATION OF FISHES		
Collection Date: 10-6-14	Examined By:	Camera: NA
Exam Date: 10-6-14	Recorded By:	Photo numbers: NA
Sex: Too Immature to tell UD	Body Weight (g): 21.8	Tissues Photographed: NA
Specimen ID: WE03 (b)	Gonad Weight (g): 0.05	

EXTERNAL PHYSICAL EXAMINATION					
BODY FORM		ISTHMUS		BRANCHIAL CAVITY	
✓	Unremarkable	✓	Unremarkable	✓	Unremarkable
	Emaciated		Enlarged		Growths
	Truncate		Hemorrhagic		Parasites
	Scoliosis	EYES		UROGENITAL OPENING	
	Lordosis	✓	Unremarkable	✓	Unremarkable
BODY SURFACE			Popeye		Inflamed
✓	Unremarkable		Cloudy cornea	ANUS	
	Raised scales		Missing	✓	Unremarkable
	Swollen		Lens deformed		Inflamed
	Lesions		Lens parasites	LESIONS – Location(s)	
	Excess mucous		Lens cataract	NA	Fins
	Reoriented scales	FINS			Head
	Growths	✓	Unremarkable		Eyes
	Parasites		Frayed – eroded		Mouth
	Wounds		Parasites		Peduncle
	Wounds - lamprey		Hemorrhagic		Ventral
LIPS AND JAWS			Gas Bubbles		Dorsal
✓	Unremarkable	FINS - ERODED			Lateral
	Deformed	NA	Dorsal	BEHAVIOR	
	Growths		Pectoral	NE	Gasping
SNOUT			Pelvic		Flashing
✓	Unremarkable		Anal		Lethargic
	Pugnose (Pughead)		Adipose		Fin twitching
	Growths		Caudal		Convulsions
	Abrasions	GILLS			Head Up-Tail Down
BARBELS (a)		✓	Unremarkable		Head-tail whirling
NA ✓	Unremarkable		Bright red		Pectoral fins folded forwarded
	Deformed		Brown		Belly up
	Missing		Gas bubbles		Loss of balance
OPERCLE			Parasites		Long axis whirling
✓	Unremarkable	PSEUDOBRANCH		OTHER OBSERVATIONS	
	Incomplete	✓	Unremarkable		
	Deformed		Enlarged		

INTERNAL PHYSICAL EXAMINATION					
BODY CAVITY		INTESTINES		OVARIES UD	
✓	Unremarkable	✓	Unremarkable	NA	Immature
	Fluid – clear		Flaccid		Mature
	Fluid – bloody		Mucous		Ripe
	Fluid – cloudy	✓	Feces		Reabsorbing
	Adhesions		Fluid		Growth
MESENTERIC FAT			Hemorrhagic	MUSCLE	
✓	Unremarkable		Parasites	✓	Unremarkable
	None	SPLEEN			Soft
	Excessive	✓	Unremarkable		Parasites
LIVER			Enlarged	TUMORS	
✓	Unremarkable		Shrunken	NA	Liver
	Discolored		Discolored		I Baumann
	Yellowish		Ceroid Pigment Centers		II Scale
	Pale	GAS BLADDER			III
	Enlarged	✓	Unremarkable		
	Growths		Fluid	PYLORIC CAECA	
	Parasites		Growths	NA	Unremarkable
GALLBLADDER		KIDNEYS			Parasites
✓	Empty	✓	Unremarkable	TESTIS UD	
	Full		Pale	NE (c)	Immature
	Yellow		Swollen		Mature
	Green		Soft		Ripe
	Enlarged		Hemorrhagic		Constructed
	Parasites		Stones		Growth
STOMACH			Growths	OTHER OBSERVATIONS	
✓	Unremarkable		Cysts		
✓	Empty		Parasites (urinary bladder)		
	Food	COMMENTS: (a) RE TW 10-6-14			
	Mucous	(b) WE = Weakfish TW 10-6-14 (c) RE TW 10-6-14			
	Fluid				
	Hemorrhagic	NA = not applicable; NE = not evaluated; RE = recording error; UD = undetermined			

(c) RE TW 10-6-14

SPECIMEN DATA FORM

CHECKLIST FOR PHYSICAL EXAMINATION OF FISHES		
Collection Date: 10-6-14	Examined By:	Camera: Olympus T6 3
Exam Date: 10-6-14	Recorded By:	Photo numbers: 1
Sex: Too immature to sex UD	Body Weight (g): 46.7	Tissues Photographed: Heart
Specimen ID: WE 03 (b)	Gonad Weight (g): 0.02	

EXTERNAL PHYSICAL EXAMINATION					
BODY FORM		ISTHMUS		BRANCHIAL CAVITY	
✓	Unremarkable	✓	Unremarkable	✓	Unremarkable
	Emaciated		Enlarged		Growths
	Truncate		Hemorrhagic		Parasites
	Scollosis	EYES		UROGENITAL OPENING	
	Lordosis	✓	Unremarkable	✓	Unremarkable
BODY SURFACE			Popeye		Inflamed
✓	Unremarkable		Cloudy cornea	ANUS	
	Raised scales		Missing	✓	Unremarkable
	Swollen		Lens deformed		Inflamed
	Lesions		Lens parasites	LESIONS – Location(s)	
	Excess mucous		Lens cataract	NA	Fins
	Reorlented scales	FINS			Head
	Growths	✓	Unremarkable		Eyes
	Parasites		Frayed – eroded		Mouth
	Wounds		Parasites		Peduncle
	Wounds - lamprey		Hemorrhagic		Ventral
LIPS AND JAWS			Gas Bubbles		Dorsal
✓	Unremarkable	FINS - ERODED			Lateral
	Deformed	NA	Dorsal	BEHAVIOR	
	Growths		Pectoral	NE	Gasping
SNOUT			Pelvic		Flashing
✓	Unremarkable		Anal		Lethargic
	Pugnose (Pughead)		Adipose		Fin twitching
	Growths		Caudal		Convulsions
	Abrasions	GILLS			Head Up-Tail Down
BARBELS		✓	Unremarkable		Head-tail whirling
NA	Unremarkable		Bright red		Pectoral fins folded forwarded
	Deformed		Brown		Belly up
	Missing		Gas bubbles		Loss of balance
OPERCLE			Parasites		Long axis whirling
✓	Unremarkable	PSEUDOBRANCH		OTHER OBSERVATIONS	
	Incomplete	✓	Unremarkable		
	Deformed		Enlarged		

INTERNAL PHYSICAL EXAMINATION					
BODY CAVITY		INTESTINES		OVARIES (a) UD	
✓	Unremarkable	✓	Unremarkable	NE	Immature
	Fluid – clear		Flaccid		Mature
	Fluid – bloody		Mucous		Ripe
	Fluid – cloudy	✓	Feces		Reabsorbing
	Adhesions		Fluid		Growth
MESENTERIC FAT			Hemorrhagic	MUSCLE	
✓	Unremarkable		Parasites	✓	Unremarkable
	None	SPLEEN			Soft
	Excessive	✓	Unremarkable		Parasites
LIVER			Enlarged	TUMORS	
✓	Unremarkable		Shrunken	NA	Liver
	Discolored		Discolored		I Baumann
	Yellowish		Ceroid Pigment Centers		II Scale
	Pale	GAS BLADDER			III
	Enlarged	✓	Unremarkable		
	Growths		Fluid	PYLORIC CAECA	
	Parasites		Growths	NA	Unremarkable
GALLBLADDER		KIDNEYS			Parasites
✓	Empty	✓	Unremarkable	TESTIS (a) UD	
	Full		Pale	NE	Immature
	Yellow		Swollen		Mature
	Green		Soft		Ripe
	Enlarged		Hemorrhagic		Constructed
	Parasites		Stones		Growth
STOMACH			Growths	OTHER OBSERVATIONS	
✓	Unremarkable		Cysts	Heart, liver pale nodule	
✓	Empty		Parasites (urinary bladder)		
	Food	COMMENTS: (a) RE TW 10-6-14			
	Mucous	(b) WE = weakfish TW 10-6-14			
	Fluid				
	Hemorrhagic	NA = not applicable; NE = not evaluated; RE = recording error; UD = undetermined			

SPECIMEN DATA FORM

CHECKLIST FOR PHYSICAL EXAMINATION OF FISHES		
Collection Date: 10-6-14	Examined By:	Camera: NA
Exam Date: 10-6-14	Recorded By:	Photo numbers: NA
Sex: Too immature to tell UD	Body Weight (g): 17.6	Tissues Photographed: NA
Specimen ID: WE.01 (b)	Gonad Weight (g): 0103	

EXTERNAL PHYSICAL EXAMINATION					
BODY FORM		ISTHMUS		BRANCHIAL CAVITY	
✓	Unremarkable	✓	Unremarkable	✓	Unremarkable
	Emaciated		Enlarged		Growths
	Truncate		Hemorrhagic		Parasites
	Scoliosis	EYES		UROGENITAL OPENING	
	Lordosis	✓	Unremarkable	✓	Unremarkable
BODY SURFACE			Popeye		Inflamed
✓	Unremarkable		Cloudy cornea	ANUS	
	Raised scales		Missing	✓	Unremarkable
	Swollen		Lens deformed		Inflamed
	Lesions		Lens parasites	LESIONS – Location(s)	
	Excess mucous		Lens cataract	NA	Fins
	Reoriented scales	FINS			Head
	Growths	✓	Unremarkable		Eyes
	Parasites		Frayed – eroded		Mouth
	Wounds		Parasites		Peduncle
	Wounds - lamprey		Hemorrhagic		Ventral
LIPS AND JAWS			Gas Bubbles		Dorsal
✓	Unremarkable	FINS - ERODED			Lateral
	Deformed	NA	Dorsal	BEHAVIOR	
	Growths		Pectoral	NE	Gasping
SNOUT			Pelvic		Flashing
✓	Unremarkable		Anal		Lethargic
	Pugnose (Pughead)		Adipose		Fin twitching
	Growths		Caudal		Convulsions
	Abrasions	GILLS			Head Up-Tail Down
BARBELS (a)		✓	Unremarkable		Head-tail whirling
NA ✓	Unremarkable		Bright red		Pectoral fins folded forwarded
	Deformed		Brown		Belly up
	Missing		Gas bubbles		Loss of balance
OPERCLE			Parasites		Long axis whirling
✓	Unremarkable	PSEUDOBRANCH		OTHER OBSERVATIONS	
	Incomplete	✓	Unremarkable		
	Deformed		Enlarged		

INTERNAL PHYSICAL EXAMINATION					
BODY CAVITY		INTESTINES		OVARIES UD	
✓	Unremarkable	✓	Unremarkable	NE (a)	Immature
	Fluid – clear		Flaccid		Mature
	Fluid – bloody		Mucous		Ripe
	Fluid – cloudy		Feces		Reabsorbing
	Adhesions		Fluid		Growth
MESENTERIC FAT			Hemorrhagic	MUSCLE	
✓	Unremarkable		Parasites	✓	Unremarkable
	None	SPLEEN			Soft
	Excessive	✓	Unremarkable		Parasites
LIVER			Enlarged	TUMORS	
✓	Unremarkable		Shrunken	NA	Liver
	Discolored		Discolored		I Baumann
	Yellowish		Cerold Pigment Centers		II Scale
	Pale	GAS BLADDER			III
	Enlarged	✓	Unremarkable		
	Growths		Fluid	PYLORIC CAECA	
	Parasites		Growths	NA	Unremarkable
GALLBLADDER		KIDNEYS			Parasites
✓	Empty	✓	Unremarkable	TESTIS (a) UD	
	Full		Pale	NE	Immature
	Yellow		Swollen		Mature
	Green		Soft		Ripe
	Enlarged		Hemorrhagic		Constructed
	Parasites		Stones		Growth
STOMACH			Growths	OTHER OBSERVATIONS	
✓	Unremarkable		Cysts		
✓	Empty		Parasites (urinary bladder)		
	Food	COMMENTS: @RE JW 10-6-14		©Duplicate footnote recorded inadvertently JW 10-30-14	
	Mucous	ⓑ WE = weakfish JW 10-6-14			
	Fluid				
	Hemorrhagic	NA = not applicable; NE = not evaluated; RE = recording error; UD = undetermined			

@RE JW 10-6-14 ©

SPECIMEN DATA FORM

CHECKLIST FOR PHYSICAL EXAMINATION OF FISHES		
Collection Date: 10-6-14	Examined By:	Camera: Olympus TG3
Exam Date: 10-6-14	Recorded By:	Photo numbers: 3.
Sex: Too Immature to sex (UD)	Body Weight (g): 22.7	Tissues Photographed: Tail fin
Specimen ID: WE04 (b)	Gonad Weight (g): 0.03	

EXTERNAL PHYSICAL EXAMINATION					
BODY FORM		ISTHMUS		BRANCHIAL CAVITY	
✓	Unremarkable	✓	Unremarkable	✓	Unremarkable
	Emaciated		Enlarged		Growths
	Truncate		Hemorrhagic		Parasites
	Scoliosis	EYES		UROGENITAL OPENING	
	Lordosis	✓	Unremarkable	✓	Unremarkable
BODY SURFACE			Popeye		Inflamed
✓	Unremarkable		Cloudy cornea	ANUS	
	Raised scales		Missing	✓	Unremarkable
	Swollen		Lens deformed		Inflamed
	Lesions		Lens parasites	LESIONS – Location(s)	
	Excess mucous		Lens cataract	✓	Fins
	Reoriented scales	FINS			Head
	Growths	✓	Unremarkable		Eyes
	Parasites	✓	Frayed – eroded Tail		Mouth
	Wounds		Parasites		Peduncle
	Wounds - lamprey		Hemorrhagic		Ventral
LIPS AND JAWS			Gas Bubbles		Dorsal
✓	Unremarkable	FINS - ERODED			Lateral
	Deformed		Dorsal	BEHAVIOR	
	Growths		Pectoral	NE	Gasping
SNOUT			Pelvic		Flashing
✓	Unremarkable		Anal		Lethargic
	Pugnose (Pughead)		Adipose		Fin twitching
	Growths	✓	Caudal		Convulsions
	Abrasions	GILLS			Head Up-Tail Down
BARBELS		✓	Unremarkable		Head-tail whirling
NA	Unremarkable		Bright red		Pectoral fins folded forwarded
	Deformed		Brown		Belly up
	Missing		Gas bubbles		Loss of balance
OPERCLE			Parasites		Long axis whirling
✓	Unremarkable	PSEUDOBRANCH		OTHER OBSERVATIONS	
	Incomplete	✓	Unremarkable		
	Deformed		Enlarged		

INTERNAL PHYSICAL EXAMINATION					
BODY CAVITY		INTESTINES		OVARIES UD	
✓	Unremarkable	✓	Unremarkable	NE (a)	Immature
	Fluid – clear		Flaccid		Mature
	Fluid – bloody		Mucous		Ripe
	Fluid – cloudy	✓	Feces		Reabsorbing
	Adhesions		Fluid		Growth
MESENTERIC FAT			Hemorrhagic	MUSCLE	
✓	Unremarkable		Parasites	✓	Unremarkable
	None	SPLEEN			Soft
	Excessive	✓	Unremarkable		Parasites
LIVER			Enlarged	TUMORS	
✓	Unremarkable		Shrunken	NA	Liver
	Discolored		Discolored		I Baumann
	Yellowish		Ceroid Pigment Centers		II Scale
	Pale	GAS BLADDER			III
	Enlarged	✓	Unremarkable		
	Growths		Fluid	PYLORIC CAECA	
	Parasites		Growths	NA	Unremarkable
GALLBLADDER		KIDNEYS			Parasites
✓	Empty	✓	Unremarkable	TESTIS UD	
	Full		Pale	NE (a)	Immature
	Yellow		Swollen		Mature
	Green		Soft		Ripe
	Enlarged		Hemorrhagic		Constructed
	Parasites		Stones		Growth
STOMACH			Growths	OTHER OBSERVATIONS	
✓	Unremarkable		Cysts		
✓	Empty		Parasites (urinary bladder)		
	Food	COMMENTS: (a) RE TW 10-6-14			
	Mucous	(b) WE = Wet weight TW 10-6-14			
	Fluid				
	Hemorrhagic	NA = not applicable; NE = not evaluated; RE = recording error; UD = undetermined			

SPECIMEN DATA FORM

CHECKLIST FOR PHYSICAL EXAMINATION OF FISHES		
Collection Date: 10-6-14	Examined By:	Camera: Olympus T63
Exam Date: 10-6-14	Recorded By:	Photo numbers: 3
Sex: Too Immature to sex UD	Body Weight (g): 21.3	Tissues Photographed: Skin
Specimen ID: WE06 (2)	Gonad Weight (g): 0.105	

EXTERNAL PHYSICAL EXAMINATION					
BODY FORM		ISTHMUS		BRANCHIAL CAVITY	
✓	Unremarkable	✓	Unremarkable	✓	Unremarkable
	Emaciated		Enlarged		Growths
	Truncate		Hemorrhagic		Parasites
	Scoliosis	EYES		UROGENITAL OPENING	
	Lordosis	✓	Unremarkable	✓	Unremarkable
BODY SURFACE			Popeye		Inflamed
	Unremarkable		Cloudy cornea	ANUS	
	Raised scales		Missing	✓	Unremarkable
	Swollen		Lens deformed		Inflamed
	Lesions		Lens parasites	LESIONS – Location(s)	
	Excess mucous		Lens cataract		Fins
	Reoriented scales	FINS			Head
	Growths	✓	Unremarkable		Eyes
	Parasites		Frayed – eroded		Mouth
✓	Wounds Dorsal peduncle		Parasites	✓	Peduncle
	Wounds - lamprey		Hemorrhagic		Ventral
LIPS AND JAWS			Gas Bubbles		Dorsal
✓	Unremarkable	FINS - ERODED			Lateral
	Deformed	NA	Dorsal	BEHAVIOR	
	Growths		Pectoral	NE	Gasping
SNOUT			Pelvic		Flashing
✓	Unremarkable		Anal		Lethargic
	Pugnose (Pughead)		Adipose		Fin twitching
	Growths		Caudal		Convulsions
	Abrasions	GILLS			Head Up-Tail Down
BARBELS		✓	Unremarkable		Head-tail whirling
NA	Unremarkable		Bright red		Pectoral fins folded forwarded
	Deformed		Brown		Belly up
	Missing		Gas bubbles		Loss of balance
OPERCLE			Parasites		Long axis whirling
✓	Unremarkable	PSEUDOBRANCH		OTHER OBSERVATIONS	
	Incomplete	✓	Unremarkable		
	Deformed		Enlarged		

INTERNAL PHYSICAL EXAMINATION					
BODY CAVITY		INTESTINES		OVARIES UD	
✓	Unremarkable	✓	Unremarkable		Immature
	Fluid – clear		Flaccid		Mature
	Fluid – bloody		Mucous		Ripe
	Fluid – cloudy	✓	Feces		Reabsorbing
	Adhesions		Fluid		Growth
MESENTERIC FAT			Hemorrhagic	MUSCLE	
✓	Unremarkable		Parasites	✓	Unremarkable
	None	SPLEEN			Soft
	Excessive	✓	Unremarkable		Parasites
LIVER			Enlarged	TUMORS	
✓	Unremarkable		Shrunken	NA	Liver
	Discolored		Discolored		I Baumann
	Yellowish		Ceroid Pigment Centers		II Scale
	Pale	GAS BLADDER			III
	Enlarged	✓	Unremarkable		
	Growths		Fluid	PYLORIC CAECA	
	Parasites		Growths	NA	Unremarkable
GALLBLADDER		KIDNEYS			Parasites
✓	Empty	✓	Unremarkable	TESTIS UD	
	Full		Pale		Immature
	Yellow		Swollen		Mature
	Green		Soft		Ripe
	Enlarged		Hemorrhagic		Constructed
	Parasites		Stones		Growth
STOMACH			Growths	OTHER OBSERVATIONS	
✓	Unremarkable		Cysts		
✓	Empty		Parasites (urinary bladder)		
✓	Food	COMMENTS: (2) WE = weathfish DW 10-6-14			
	Mucous				
	Fluid				
	Hemorrhagic	NA = not applicable; NE = not evaluated; RE = recording error; UD = undetermined			

SPECIMEN DATA FORM

CHECKLIST FOR PHYSICAL EXAMINATION OF FISHES		
Collection Date: 10-6-14	Examined By:	Camera: NA
Exam Date: 10-6-14	Recorded By:	Photo numbers: NA
Sex: Too Immature to sex UD	Body Weight (g): 33.1	Tissues Photographed: NA
Specimen ID: SF01 B	Gonad Weight (g): 0.01	

EXTERNAL PHYSICAL EXAMINATION

BODY FORM		ISTHMUS		BRANCHIAL CAVITY	
✓	Unremarkable	✓	Unremarkable	✓	Unremarkable
	Emaciated		Enlarged		Growths
	Truncate		Hemorrhagic		Parasites
	Scoliosis	EYES		UROGENITAL OPENING	
	Lordosis	✓	Unremarkable	✓	Unremarkable
BODY SURFACE			Popeye		Inflamed
✓	Unremarkable		Cloudy cornea	ANUS	
	Raised scales		Missing	✓	Unremarkable
	Swollen		Lens deformed		Inflamed
	Lesions		Lens parasites	LESIONS – Location(s)	
	Excess mucous		Lens cataract	NA	Fins
	Reoriented scales	FINS			Head
	Growths	✓	Unremarkable		Eyes
	Parasites		Frayed – eroded		Mouth
	Wounds		Parasites		Peduncle
	Wounds - lamprey		Hemorrhagic		Ventral
LIPS AND JAWS			Gas Bubbles		Dorsal
✓	Unremarkable	FINS - ERODED			Lateral
	Deformed	NA	Dorsal	BEHAVIOR	
	Growths		Pectoral	NE	Gasping
SNOUT			Pelvic		Flashing
✓	Unremarkable		Anal		Lethargic
	Pugnose (Pughead)		Adipose		Fin twitching
	Growths		Caudal		Convulsions
	Abrasions	GILLS			Head Up-Tail Down
BARBELS		✓	Unremarkable		Head-tail whirling
NA	Unremarkable		Bright red		Pectoral fins folded forwarded
	Deformed		Brown		Belly up
	Missing		Gas bubbles		Loss of balance
OPERCLE			Parasites		Long axis whirling
✓	Unremarkable	PSEUDOBRANCH		OTHER OBSERVATIONS	
	Incomplete	✓	Unremarkable		
	Deformed		Enlarged		

INTERNAL PHYSICAL EXAMINATION

BODY CAVITY		INTESTINES		OVARIES UD	
✓	Unremarkable	✓	Unremarkable		Immature
	Fluid – clear		Flaccid		Mature
	Fluid – bloody		Mucous		Ripe
	Fluid – cloudy	✓	Feces		Reabsorbing
	Adhesions		Fluid		Growth
MESENTERIC FAT			Hemorrhagic	MUSCLE	
✓	Unremarkable		Parasites	✓	Unremarkable
	None	SPLEEN			Soft
	Excessive	✓	Unremarkable		Parasites
LIVER			Enlarged	TUMORS	
✓	Unremarkable		Shrunken	NA	Liver
	Discolored		Discolored		I Baumann
	Yellowish		Ceroid Pigment Centers		II Scale
	Pale	GAS BLADDER			III
	Enlarged	NA	Unremarkable		
	Growths		Fluid	PYLORIC CAECA	
	Parasites		Growths	NA	Unremarkable
GALLBLADDER		KIDNEYS			Parasites
✓	Empty	✓	Unremarkable	TESTIS UD	
	Full		Pale		Immature
	Yellow		Swollen		Mature
	Green		Soft		Ripe
	Enlarged		Hemorrhagic		Constructed
	Parasites		Stones		Growth
STOMACH			Growths	OTHER OBSERVATIONS	
✓	Unremarkable		Cysts		
✓	Empty		Parasites (urinary bladder)		
	Food	COMMENTS: @SF = Summer flounder JW 10-6-14			
	Mucous				
	Fluid				
	Hemorrhagic	NA = not applicable; NE = not evaluated; RE = recording error; UD = undetermined			

SPECIMEN DATA FORM

CHECKLIST FOR PHYSICAL EXAMINATION OF FISHES		
Collection Date: 10-6-14	Examined By:	Camera: NA
Exam Date: 10-6-14	Recorded By:	Photo numbers: NA
Sex: Too Immature to sex UD	Body Weight (g): 82.3	Tissues Photographed: NA
Specimen ID: SFO2 (a)	Gonad Weight (g): 0.01	

EXTERNAL PHYSICAL EXAMINATION					
BODY FORM		ISTHMUS		BRANCHIAL CAVITY	
✓	Unremarkable	✓	Unremarkable	✓	Unremarkable
	Emaciated		Enlarged		Growths
	Truncate		Hemorrhagic		Parasites
	Scoliosis	EYES		UROGENITAL OPENING	
	Lordosis	✓	Unremarkable	✓	Unremarkable
BODY SURFACE			Popeye		Inflamed
✓	Unremarkable		Cloudy cornea	ANUS	
	Raised scales		Missing	✓	Unremarkable
	Swollen		Lens deformed		Inflamed
	Lesions		Lens parasites	LESIONS – Location(s)	
	Excess mucous		Lens cataract	NA	Fins
	Reoriented scales	FINS			Head
	Growths	✓	Unremarkable		Eyes
	Parasites		Frayed – eroded		Mouth
	Wounds		Parasites		Peduncle
	Wounds - lamprey		Hemorrhagic		Ventral
LIPS AND JAWS			Gas Bubbles		Dorsal
✓	Unremarkable	FINS - ERODED			Lateral
	Deformed	NA	Dorsal	BEHAVIOR	
	Growths		Pectoral	NE	Gasping
SNOUT			Pelvic		Flashing
✓	Unremarkable		Anal		Lethargic
	Pugnose (Pughead)		Adipose		Fin twitching
	Growths		Caudal		Convulsions
	Abrasions	GILLS			Head Up-Tail Down
BARBELS		✓	Unremarkable		Head-tail whirling
NA	Unremarkable		Bright red		Pectoral fins folded forwarded
	Deformed		Brown		Belly up
	Missing		Gas bubbles		Loss of balance
OPERCLE			Parasites		Long axis whirling
✓	Unremarkable	PSEUDOBRANCH		OTHER OBSERVATIONS	
	Incomplete	✓	Unremarkable		
	Deformed		Enlarged		

INTERNAL PHYSICAL EXAMINATION					
BODY CAVITY		INTESTINES		OVARIES UD	
✓	Unremarkable	✓	Unremarkable		Immature
	Fluid – clear		Flaccid		Mature
	Fluid – bloody	✓	Mucous		Ripe
	Fluid – cloudy		Feces		Reabsorbing
	Adhesions		Fluid		Growth
MESENTERIC FAT			Hemorrhagic	MUSCLE	
✓	Unremarkable		Parasites	✓	Unremarkable
	None	SPLEEN			Soft
	Excessive	✓	Unremarkable		Parasites
LIVER			Enlarged	TUMORS	
✓	Unremarkable		Shrunken	NA	Liver
	Discolored		Discolored		I Baumann
	Yellowish		Ceroid Pigment Centers		II Scale
	Pale	GAS BLADDER			III
	Enlarged	NA	Unremarkable		
	Growths		Fluid	PYLORIC CAECA	
	Parasites		Growths	NA	Unremarkable
GALLBLADDER		KIDNEYS			Parasites
	Empty	✓	Unremarkable	TESTIS UD	
✓	Full		Pale		Immature
	Yellow		Swollen		Mature
	Green		Soft		Ripe
	Enlarged		Hemorrhagic		Constructed
	Parasites		Stones		Growth
STOMACH			Growths	OTHER OBSERVATIONS	
✓	Unremarkable		Cysts		
✓	Empty		Parasites (urinary bladder)		
	Food	COMMENTS: (a) SF = Summer flounder JW 10-6-14			
	Mucous				
	Fluid				
	Hemorrhagic	NA = not applicable; NE = not evaluated; RE = recording error; UD = undetermined			

SPECIMEN DATA FORM

CHECKLIST FOR PHYSICAL EXAMINATION OF FISHES		
Collection Date: 10-7-14	Examined By:	Camera: NA
Exam Date: 10-7-14	Recorded By:	Photo numbers: NA
Sex: M	Body Weight (g): 205.0	Tissues Photographed: NA
Specimen ID: SB01 @	Gonad Weight (g): 0.66	

EXTERNAL PHYSICAL EXAMINATION

BODY FORM		ISTHMUS		BRANCHIAL CAVITY	
✓	Unremarkable	✓	Unremarkable	✓	Unremarkable
	Emaciated		Enlarged		Growths
	Truncate		Hemorrhagic		Parasites
	Scoliosis	EYES		UROGENITAL OPENING	
	Lordosis	✓	Unremarkable	✓	Unremarkable
BODY SURFACE			Popeye		Inflamed
✓	Unremarkable		Cloudy cornea	ANUS	
	Raised scales		Missing	✓	Unremarkable
	Swollen		Lens deformed		Inflamed
	Lesions		Lens parasites	LESIONS – Location(s)	
	Excess mucous		Lens cataract	NA	Fins
	Reoriented scales	FINS			Head
	Growths	✓	Unremarkable		Eyes
	Parasites		Frayed – eroded		Mouth
	Wounds		Parasites		Peduncle
	Wounds - lamprey		Hemorrhagic		Ventral
LIPS AND JAWS			Gas Bubbles		Dorsal
✓	Unremarkable	FINS - ERODED			Lateral
	Deformed	NA	Dorsal	BEHAVIOR	
	Growths		Pectoral	NE	Gasping
SNOUT			Pelvic		Flashing
✓	Unremarkable		Anal		Lethargic
	Pugnose (Pughead)		Adipose		Fin twitching
	Growths		Caudal		Convulsions
	Abrasions	GILLS			Head Up-Tail Down
BARBELS		✓	Unremarkable		Head-tail whirling
NA	Unremarkable		Bright red		Pectoral fins folded forwarded
	Deformed		Brown		Belly up
	Missing		Gas bubbles		Loss of balance
OPERCLE			Parasites		Long axis whirling
✓	Unremarkable	PSEUDOBRANCH		OTHER OBSERVATIONS	
	Incomplete	✓	Unremarkable		
	Deformed		Enlarged		

INTERNAL PHYSICAL EXAMINATION

BODY CAVITY		INTESTINES		OVARIES	
✓	Unremarkable	✓	Unremarkable	NA	Immature
	Fluid – clear		Flaccid		Mature
	Fluid – bloody		Mucous		Ripe
	Fluid – cloudy		Feces		Reabsorbing
	Adhesions		Fluid		Growth
MESENTERIC FAT			Hemorrhagic	MUSCLE	
✓	Unremarkable		Parasites	✓	Unremarkable
	None	SPLEEN			Soft
	Excessive	✓	Unremarkable		Parasites
LIVER			Enlarged	TUMORS	
✓	Unremarkable		Shrunken	NA	Liver
	Discolored		Discolored		I Baumann
	Yellowish		Ceroid Pigment Centers		II Scale
	Pale	GAS BLADDER			III
	Enlarged	✓	Unremarkable		
	Growths		Fluid	PYLORIC CAECA	
	Parasites		Growths	NA	Unremarkable
GALLBLADDER		KIDNEYS			Parasites
✓	Empty	✓	Unremarkable	TESTIS	
	Full		Pale	✓	Immature
	Yellow		Swollen		Mature
	Green		Soft		Ripe
	Enlarged		Hemorrhagic		Constructed
	Parasites		Stones		Growth
STOMACH			Growths	OTHER OBSERVATIONS	
✓	Unremarkable		Cysts		
✓	Empty		Parasites (urinary bladder)		
✓	Food	COMMENTS: @ SB = striped bass JW 10-7-14			
	Mucous				
	Fluid				
	Hemorrhagic	NA = not applicable; NE = not evaluated; RE = recording error; UD = undetermined			

SPECIMEN DATA FORM

CHECKLIST FOR PHYSICAL EXAMINATION OF FISHES		
Collection Date: 10-7-14	Examined By:	Camera: NA
Exam Date: 10-7-14	Recorded By:	Photo numbers: NA
Sex: Gonad not recovered UD	Body Weight (g): 181.2	Tissues Photographed: NA
Specimen ID: @OT01	Gonad Weight (g): UD	

EXTERNAL PHYSICAL EXAMINATION					
BODY FORM		ISTHMUS		BRANCHIAL CAVITY	
✓	Unremarkable	✓	Unremarkable	✓	Unremarkable
	Emaciated		Enlarged		Growths
	Truncate		Hemorrhagic		Parasites
	Scoliosis	EYES		UROGENITAL OPENING	
	Lordosis	✓	Unremarkable	✓	Unremarkable
BODY SURFACE			Popeye		Inflamed
✓	Unremarkable		Cloudy cornea	ANUS	
	Raised scales		Missing	✓	Unremarkable
	Swollen		Lens deformed		Inflamed
	Lesions		Lens parasites	LESIONS – Location(s)	
	Excess mucous		Lens cataract	NA	Fins
	Reoriented scales	FINS			Head
	Growths	✓	Unremarkable		Eyes
	Parasites		Frayed – eroded		Mouth
	Wounds		Parasites		Peduncle
	Wounds - lamprey		Hemorrhagic		Ventral
LIPS AND JAWS			Gas Bubbles		Dorsal
✓	Unremarkable	FINS - ERODED			Lateral
	Deformed	NA	Dorsal	BEHAVIOR	
	Growths		Pectoral	NE	Gasping
SNOUT			Pelvic		Flashing
✓	Unremarkable		Anal		Lethargic
	Pugnose (Pughead)		Adipose		Fin twitching
	Growths		Caudal		Convulsions
	Abrasions	GILLS			Head Up-Tail Down
BARBELS		✓	Unremarkable		Head-tail whirling
NA	Unremarkable		Bright red		Pectoral fins folded forwarded
	Deformed		Brown		Belly up
	Missing		Gas bubbles		Loss of balance
OPERCLE			Parasites		Long axis whirling
✓	Unremarkable	PSEUDOBRANCH		OTHER OBSERVATIONS	
	Incomplete	✓	Unremarkable		
	Deformed		Enlarged		

INTERNAL PHYSICAL EXAMINATION					
BODY CAVITY		INTESTINES		OVARIES UD	
✓	Unremarkable	✓	Unremarkable		Immature
	Fluid – clear		Flaccid		Mature
	Fluid – bloody		Mucous		Ripe
	Fluid – cloudy	✓	Feces		Reabsorbing
	Adhesions		Fluid		Growth
MESENTERIC FAT			Hemorrhagic	MUSCLE	
✓	Unremarkable		Parasites	✓	Unremarkable
	None	SPLEEN			Soft
	Excessive	✓	Unremarkable		Parasites
LIVER			Enlarged	TUMORS	
✓	Unremarkable		Shrunken	NA	Liver
	Discolored		Discolored		I Baumann
	Yellowish		Ceroid Pigment Centers		II Scale
	Pale	GAS BLADDER			III
	Enlarged	NA	Unremarkable		
	Growths		Fluid	PYLORIC CAECA	
	Parasites		Growths	NA	Unremarkable
GALLBLADDER		KIDNEYS			Parasites
✓	Empty	✓	Unremarkable	TESTIS UD	
	Full		Pale		Immature
	Yellow		Swollen		Mature
	Green		Soft		Ripe
	Enlarged		Hemorrhagic		Constructed
	Parasites		Stones		Growth
STOMACH			Growths	OTHER OBSERVATIONS	
✓	Unremarkable		Cysts		
✓	Empty		Parasites (urinary bladder)		
	Food	COMMENTS: @OT = oyster toadfish JW 10-7-14			
	Mucous				
	Fluid				
	Hemorrhagic	NA = not applicable; NE = not evaluated; RE = recording error; UD = undetermined			

SPECIMEN DATA FORM

CHECKLIST FOR PHYSICAL EXAMINATION OF FISHES		
Collection Date: 10-7-14	Examined By:	Camera: NA
Exam Date: 10-7-14	Recorded By:	Photo numbers: NA
Sex: M	Body Weight (g): 166.0 166.6	Tissues Photographed: NA
Specimen ID: OT02 (a)	Gonad Weight (g): 1.026 (b)	

EXTERNAL PHYSICAL EXAMINATION					
BODY FORM		ISTHMUS		BRANCHIAL CAVITY	
✓	Unremarkable	✓	Unremarkable	✓	Unremarkable
	Emaciated		Enlarged		Growths
	Truncate		Hemorrhagic		Parasites
	Scoliosis	EYES		UROGENITAL OPENING	
	Lordosis	✓	Unremarkable	✓	Unremarkable
BODY SURFACE			Popeye		Inflamed
✓	Unremarkable		Cloudy cornea	ANUS	
	Raised scales		Missing	✓	Unremarkable
	Swollen		Lens deformed		Inflamed
	Lesions		Lens parasites	LESIONS – Location(s)	
	Excess mucous		Lens cataract	NA	Fins
	Reoriented scales	FINS			Head
	Growths	✓	Unremarkable		Eyes
	Parasites		Frayed – eroded		Mouth
	Wounds		Parasites		Peduncle
	Wounds - lamprey		Hemorrhagic		Ventral
LIPS AND JAWS			Gas Bubbles		Dorsal
✓	Unremarkable	FINS - ERODED			Lateral
	Deformed	NA	Dorsal	BEHAVIOR	
	Growths		Pectoral	NE	Gasping
SNOUT			Pelvic		Flashing
✓	Unremarkable		Anal		Lethargic
	Pugnose (Pughead)		Adipose		Fin twitching
	Growths		Caudal		Convulsions
	Abrasions	GILLS			Head Up-Tail Down
BARBELS		✓	Unremarkable		Head-tail whirling
NA	Unremarkable		Bright red		Pectoral fins folded forwarded
	Deformed		Brown		Belly up
	Missing		Gas bubbles		Loss of balance
OPERCLE			Parasites		Long axis whirling
✓	Unremarkable	PSEUDOBRANCH		OTHER OBSERVATIONS	
	Incomplete	✓	Unremarkable		
	Deformed		Enlarged		

INTERNAL PHYSICAL EXAMINATION					
BODY CAVITY		INTESTINES		OVARIES	
✓	Unremarkable	✓	Unremarkable	NA	Immature
	Fluid – clear		Flaccid		Mature
	Fluid – bloody		Mucous		Ripe
	Fluid – cloudy	✓	Feces		Reabsorbing
	Adhesions		Fluid		Growth
MESENTERIC FAT			Hemorrhagic	MUSCLE	
✓	Unremarkable		Parasites	✓	Unremarkable
	None	SPLEEN			Soft
	Excessive	✓	Unremarkable		Parasites
LIVER			Enlarged	TUMORS	
✓	Unremarkable		Shrunken	NA	Liver
	Discolored		Discolored		I Baumann
	Yellowish		Ceroid Pigment Centers		II Scale
	Pale	GAS BLADDER			III
	Enlarged	NA	Unremarkable		
	Growths		Fluid	PYLORIC CAECA	
	Parasites		Growths	NA	Unremarkable
GALLBLADDER		KIDNEYS			Parasites
✓	Empty	✓	Unremarkable	TESTIS	
	Full		Pale		Immature
	Yellow		Swollen	✓	Mature
	Green		Soft		Ripe
	Enlarged		Hemorrhagic		Constructed
	Parasites		Stones		Growth
STOMACH			Growths	OTHER OBSERVATIONS	
✓	Unremarkable		Cysts		
✓	Empty		Parasites (urinary bladder)		
	Food	COMMENTS: (a) OT = oyster toadfish DW 10-7-14			
	Mucous	(b) Body weight corrected based on client review DW 6-14-16			
	Fluid	NA = not applicable; NE = not evaluated; RE = recording error; UD = undetermined			
	Hemorrhagic				

SPECIMEN DATA FORM

CHECKLIST FOR PHYSICAL EXAMINATION OF FISHES		
Collection Date: 10-7-14	Examined By:	Camera: NA
Exam Date: 10-7-14	Recorded By:	Photo numbers: NA
Sex: F	Body Weight (g): 148.10	Tissues Photographed: NA
Specimen ID: OTO3 (2)	Gonad Weight (g): 7.94	

EXTERNAL PHYSICAL EXAMINATION					
BODY FORM		ISTHMUS		BRANCHIAL CAVITY	
✓	Unremarkable	✓	Unremarkable	✓	Unremarkable
	Emaciated		Enlarged		Growths
	Truncate		Hemorrhagic		Parasites
	Scoliosis	EYES		UROGENITAL OPENING	
	Lordosis	✓	Unremarkable	✓	Unremarkable
BODY SURFACE			Popeye		Inflamed
✓	Unremarkable		Cloudy cornea	ANUS	
	Raised scales		Missing	✓	Unremarkable
	Swollen		Lens deformed		Inflamed
	Lesions		Lens parasites	LESIONS – Location(s)	
	Excess mucous		Lens cataract	NA	Fins
	Reoriented scales	FINS			Head
	Growths	✓	Unremarkable		Eyes
	Parasites		Frayed – eroded		Mouth
	Wounds		Parasites		Peduncle
	Wounds - lamprey		Hemorrhagic		Ventral
LIPS AND JAWS			Gas Bubbles		Dorsal
✓	Unremarkable	FINS - ERODED			Lateral
	Deformed	NA	Dorsal	BEHAVIOR	
	Growths		Pectoral	NE	Gasping
SNOUT			Pelvic		Flashing
✓	Unremarkable		Anal		Lethargic
	Pugnose (Pughead)		Adipose		Fin twitching
	Growths		Caudal		Convulsions
	Abrasions	GILLS			Head Up-Tail Down
BARBELS		✓	Unremarkable		Head-tail whirling
NA	Unremarkable		Bright red		Pectoral fins folded forwarded
	Deformed		Brown		Belly up
	Missing		Gas bubbles		Loss of balance
OPERCLE			Parasites		Long axis whirling
✓	Unremarkable	PSEUDOBRANCH		OTHER OBSERVATIONS	
	Incomplete	✓	Unremarkable		
	Deformed		Enlarged		

INTERNAL PHYSICAL EXAMINATION					
BODY CAVITY		INTESTINES		OVARIES	
✓	Unremarkable	✓	Unremarkable	✓	Immature
	Fluid – clear		Flaccid	✓	Mature
	Fluid – bloody	✓	Mucous	✓	Ripe
	Fluid – cloudy		Feces		Reabsorbing
	Adhesions		Fluid		Growth
MESENTERIC FAT			Hemorrhagic	MUSCLE	
✓	Unremarkable		Parasites	✓	Unremarkable
	None	SPLEEN			Soft
	Excessive	✓	Unremarkable		Parasites
LIVER			Enlarged	TUMORS	
✓	Unremarkable		Shrunken	NA	Liver
	Discolored		Discolored		I Baumann
	Yellowish		Ceroid Pigment Centers		II Scale
	Pale	GAS BLADDER			III
	Enlarged	NA	Unremarkable		
	Growths		Fluid	PYLORIC CAECA	
	Parasites		Growths	NA	Unremarkable
GALLBLADDER		KIDNEYS			Parasites
✓	Empty	✓	Unremarkable	TESTIS	
	Full		Pale	NA	Immature
	Yellow		Swollen		Mature
	Green		Soft		Ripe
	Enlarged		Hemorrhagic		Constructed
	Parasites		Stones		Growth
STOMACH			Growths	OTHER OBSERVATIONS	
✓	Unremarkable		Cysts		
✓	Empty		Parasites (urinary bladder)		
	Food	COMMENTS: (2) OT = oyster toadfish SW 10-7-14			
	Mucous				
	Fluid				
	Hemorrhagic	NA = not applicable; NE = not evaluated; RE = recording error; UD = undetermined			

SPECIMEN DATA FORM

CHECKLIST FOR PHYSICAL EXAMINATION OF FISHES		
Collection Date: 10-7-14	Examined By:	Camera: NA
Exam Date: 10-7-14	Recorded By:	Photo numbers: NA
Sex: F	Body Weight (g): 77.7	Tissues Photographed: NA
Specimen ID: OT04 (ex)	Gonad Weight (g): 6.76	

EXTERNAL PHYSICAL EXAMINATION

BODY FORM		ISTHMUS		BRANCHIAL CAVITY	
✓	Unremarkable	✓	Unremarkable	✓	Unremarkable
	Emaciated		Enlarged		Growths
	Truncate		Hemorrhagic		Parasites
	Scoliosis	EYES		UROGENITAL OPENING	
	Lordosis	✓	Unremarkable	✓	Unremarkable
BODY SURFACE			Popeye		Inflamed
✓	Unremarkable		Cloudy cornea	ANUS	
	Raised scales		Missing	✓	Unremarkable
	Swollen		Lens deformed		Inflamed
	Lesions		Lens parasites	LESIONS – Location(s)	
	Excess mucous		Lens cataract	NA	Fins
	Reoriented scales	FINS			Head
	Growths	✓	Unremarkable		Eyes
	Parasites		Frayed – eroded		Mouth
	Wounds		Parasites		Peduncle
	Wounds - lamprey		Hemorrhagic		Ventral
LIPS AND JAWS			Gas Bubbles		Dorsal
✓	Unremarkable	FINS - ERODED			Lateral
	Deformed	NA	Dorsal	BEHAVIOR	
	Growths		Pectoral	NE	Gasping
SNOUT			Pelvic		Flashing
✓	Unremarkable		Anal		Lethargic
	Pugnose (Pughead)		Adipose		Fin twitching
	Growths		Caudal		Convulsions
	Abrasions	GILLS			Head Up-Tail Down
BARBELS		✓	Unremarkable		Head-tail whirling
NA	Unremarkable		Bright red		Pectoral fins folded forwarded
	Deformed		Brown		Belly up
	Missing		Gas bubbles		Loss of balance
OPERCLE			Parasites		Long axis whirling
✓	Unremarkable	PSEUDOBRANCH		OTHER OBSERVATIONS	
	Incomplete	✓	Unremarkable		
	Deformed		Enlarged		

INTERNAL PHYSICAL EXAMINATION

BODY CAVITY		INTESTINES		OVARIES	
✓	Unremarkable	✓	Unremarkable		Immature
	Fluid – clear		Flaccid	✓	Mature
	Fluid – bloody		Mucous	✓	Ripe
	Fluid – cloudy	✓	Feces		Reabsorbing
	Adhesions		Fluid		Growth
MESENTERIC FAT			Hemorrhagic	MUSCLE	
✓	Unremarkable		Parasites	✓	Unremarkable
	None	SPLEEN			Soft
	Excessive	✓	Unremarkable		Parasites
LIVER			Enlarged	TUMORS	
✓	Unremarkable		Shrunken	NA	Liver
	Discolored		Discolored		I Baumann
	Yellowish		Ceroid Pigment Centers		II Scale
	Pale	GAS BLADDER			III
	Enlarged	NA	Unremarkable		
	Growths		Fluid	PYLORIC CAECA	
	Parasites		Growths	NA	Unremarkable
GALLBLADDER		KIDNEYS			Parasites
✓	Empty	✓	Unremarkable	TESTIS	
	Full		Pale	NA	Immature
	Yellow		Swollen		Mature
	Green		Soft		Ripe
	Enlarged		Hemorrhagic		Constructed
	Parasites		Stones		Growth
STOMACH			Growths	OTHER OBSERVATIONS	
✓	Unremarkable		Cysts		
✓	Empty		Parasites (urinary bladder)		
	Food	COMMENTS: (ex) OT = cyster headfish TW 10-7-14			
	Mucous				
	Fluid				
	Hemorrhagic	NA = not applicable; NE = not evaluated; RE = recording error; UD = undetermined			

SPECIMEN DATA FORM

CHECKLIST FOR PHYSICAL EXAMINATION OF FISHES		
Collection Date: 10-7-14	Examined By:	Camera: NA
Exam Date: 10-7-14	Recorded By:	Photo numbers: NA
Sex: F	Body Weight (g): 185.7	Tissues Photographed: NA
Specimen ID: OTO5 (a)	Gonad Weight (g): 14.89	

EXTERNAL PHYSICAL EXAMINATION					
BODY FORM		ISTHMUS		BRANCHIAL CAVITY	
✓	Unremarkable	✓	Unremarkable	✓	Unremarkable
	Emaciated		Enlarged		Growths
	Truncate		Hemorrhagic		Parasites
	Scollosis	EYES		UROGENITAL OPENING	
	Lordosis	✓	Unremarkable	✓	Unremarkable
BODY SURFACE			Popeye		Inflamed
✓	Unremarkable		Cloudy cornea	ANUS	
	Raised scales		Missing	✓	Unremarkable
	Swollen		Lens deformed		Inflamed
	Lesions		Lens parasites	LESIONS – Location(s)	
	Excess mucous		Lens cataract	NA	Fins
	Reoriented scales	FINS			Head
	Growths	✓	Unremarkable		Eyes
	Parasites		Frayed – eroded		Mouth
	Wounds		Parasites		Peduncle
	Wounds - lamprey		Hemorrhagic		Ventral
LIPS AND JAWS			Gas Bubbles		Dorsal
✓	Unremarkable	FINS - ERODED			Lateral
	Deformed	NA	Dorsal	BEHAVIOR	
	Growths		Pectoral	NE	Gasping
SNOUT			Pelvic		Flashing
✓	Unremarkable		Anal		Lethargic
	Pugnose (Pughead)		Adipose		Fin twitching
	Growths		Caudal		Convulsions
	Abrasions	GILLS			Head Up-Tail Down
BARBELS		✓	Unremarkable		Head-tail whirling
NA	Unremarkable		Bright red		Pectoral fins folded forwarded
	Deformed		Brown		Belly up
	Missing		Gas bubbles		Loss of balance
OPERCLE			Parasites		Long axis whirling
✓	Unremarkable	PSEUDOBRANCH		OTHER OBSERVATIONS	
	Incomplete	✓	Unremarkable		
	Deformed		Enlarged		

INTERNAL PHYSICAL EXAMINATION					
BODY CAVITY		INTESTINES		OVARIES	
✓	Unremarkable	✓	Unremarkable		Immature
	Fluid – clear		Flaccid	✓	Mature
	Fluid – bloody		Mucous	✓	Ripe
	Fluid – cloudy		Feces		Reabsorbing
	Adhesions		Fluid		Growth
MESENTERIC FAT			Hemorrhagic	MUSCLE	
✓	Unremarkable		Parasites	✓	Unremarkable
	None	SPLEEN			Soft
	Excessive	✓	Unremarkable		Parasites
LIVER			Enlarged	TUMORS	
✓	Unremarkable		Shrunken	NA	Liver
	Discolored		Discolored		I Baumann
	Yellowish		Ceroid Pigment Centers		II Scale
	Pale	GAS BLADDER			III
	Enlarged	NA	Unremarkable		
	Growths		Fluid	PYLORIC CAECA	
	Parasites		Growths	NA	Unremarkable
GALLBLADDER		KIDNEYS			Parasites
✓	Empty	✓	Unremarkable	TESTIS	
	Full		Pale	NA	Immature
	Yellow		Swollen		Mature
	Green		Soft		Ripe
	Enlarged		Hemorrhagic		Constructed
	Parasites		Stones		Growth
STOMACH			Growths	OTHER OBSERVATIONS	
	Unremarkable		Cysts		
✓	Empty		Parasites (urinary bladder)		
	Food	COMMENTS: @OT= Oyster toadfish JW 10-7-14			
	Mucous				
	Fluid				
	Hemorrhagic	NA = not applicable; NE = not evaluated; RE = recording error; UD = undetermined			

SPECIMEN DATA FORM

CHECKLIST FOR PHYSICAL EXAMINATION OF FISHES		
Collection Date: 10-7-14	Examined By:	Camera: NA
Exam Date: 10-7-14	Recorded By:	Photo numbers: NA
Sex: M	Body Weight (g): 22.3	Tissues Photographed: NA
Specimen ID: GS01 @	Gonad Weight (g): 0.01	

EXTERNAL PHYSICAL EXAMINATION					
BODY FORM		ISTHMUS		BRANCHIAL CAVITY	
✓	Unremarkable	✓	Unremarkable	✓	Unremarkable
	Emaciated		Enlarged		Growths
	Truncate		Hemorrhagic		Parasites
	Scoliosis	EYES		UROGENITAL OPENING	
	Lordosis	✓	Unremarkable	✓	Unremarkable
BODY SURFACE			Popeye		Inflamed
✓	Unremarkable		Cloudy cornea	ANUS	
	Raised scales		Missing	✓	Unremarkable
	Swollen		Lens deformed		Inflamed
	Lesions		Lens parasites	LESIONS – Location(s)	
	Excess mucous		Lens cataract	NA	Fins
	Reoriented scales	FINS			Head
	Growths	✓	Unremarkable		Eyes
	Parasites		Frayed – eroded		Mouth
	Wounds		Parasites		Peduncle
	Wounds - lamprey		Hemorrhagic		Ventral
LIPS AND JAWS			Gas Bubbles		Dorsal
✓	Unremarkable	FINS - ERODED			Lateral
	Deformed	NA	Dorsal	BEHAVIOR	
	Growths		Pectoral	NE	Gasping
SNOUT			Pelvic		Flashing
✓	Unremarkable		Anal		Lethargic
	Pugnose (Pughead)		Adipose		Fin twitching
	Growths		Caudal		Convulsions
	Abrasions	GILLS			Head Up-Tail Down
BARBELS		✓	Unremarkable		Head-tail whirling
NA	Unremarkable		Bright red		Pectoral fins folded forwarded
	Deformed		Brown		Belly up
	Missing		Gas bubbles		Loss of balance
OPERCLE			Parasites		Long axis whirling
✓	Unremarkable	PSEUDOBRANCH		OTHER OBSERVATIONS	
	Incomplete	✓	Unremarkable		
	Deformed		Enlarged		

INTERNAL PHYSICAL EXAMINATION					
BODY CAVITY		INTESTINES		OVARIES	
✓	Unremarkable	✓	Unremarkable	NA	Immature
	Fluid – clear		Flaccid		Mature
	Fluid – bloody		Mucous		Ripe
	Fluid – cloudy	✓	Feces		Reabsorbing
	Adhesions		Fluid		Growth
MESENTERIC FAT			Hemorrhagic	MUSCLE	
✓	Unremarkable		Parasites	✓	Unremarkable
	None	SPLEEN			Soft
	Excessive	✓	Unremarkable		Parasites
LIVER			Enlarged	TUMORS	
✓	Unremarkable		Shrunken	NA	Liver
	Discolored		Discolored		I Baumann
	Yellowish		Ceroid Pigment Centers		II Scale
	Pale	GAS BLADDER			III
	Enlarged	✓	Unremarkable		
	Growths		Fluid	PYLORIC CAECA	
	Parasites		Growths	NA	Unremarkable
GALLBLADDER		KIDNEYS			Parasites
UD	Empty	✓	Unremarkable	TESTIS	
	Full		Pale	✓	Immature
	Yellow		Swollen		Mature
	Green		Soft		Ripe
	Enlarged		Hemorrhagic		Constructed
	Parasites		Stones		Growth
STOMACH			Growths	OTHER OBSERVATIONS	
	Unremarkable		Cysts		
✓	Empty		Parasites (urinary bladder)		
	Food	COMMENTS: @ GS = gizzard shad JW 10-7-14			
	Mucous				
	Fluid				
	Hemorrhagic	NA = not applicable; NE = not evaluated; RE = recording error; UD = undetermined			

SPECIMEN DATA FORM

CHECKLIST FOR PHYSICAL EXAMINATION OF FISHES		
Collection Date: 10-7-14	Examined By:	Camera: NA
Exam Date: 10-7-14	Recorded By:	Photo numbers: NA
Sex: UD Too immature to sex	Body Weight (g): 10.3	Tissues Photographed: NA
Specimen ID: SP01 (b)	Gonad Weight (g): 0.02	

EXTERNAL PHYSICAL EXAMINATION

BODY FORM		ISTHMUS		BRANCHIAL CAVITY	
✓	Unremarkable	✓	Unremarkable	✓	Unremarkable
	Emaciated		Enlarged		Growths
	Truncate		Hemorrhagic		Parasites
	Scoliosis	EYES		UROGENITAL OPENING	
	Lordosis	✓	Unremarkable	✓	Unremarkable
BODY SURFACE			Popeye		Inflamed
✓	Unremarkable		Cloudy cornea	ANUS	
	Raised scales		Missing	✓	Unremarkable
	Swollen		Lens deformed		Inflamed
	Lesions		Lens parasites	LESIONS – Location(s)	
	Excess mucous		Lens cataract	NA	Fins
	Reoriented scales	FINS			Head
	Growths	✓	Unremarkable		Eyes
	Parasites		Frayed – eroded		Mouth
	Wounds		Parasites		Peduncle
	Wounds - lamprey		Hemorrhagic		Ventral
LIPS AND JAWS			Gas Bubbles		Dorsal
✓	Unremarkable	FINS - ERODED			Lateral
	Deformed	NA	Dorsal	BEHAVIOR	
	Growths		Pectoral	NE	Gasping
SNOUT			Pelvic		Flashing
✓	Unremarkable		Anal		Lethargic
	Pugnose (Pughead)		Adipose		Fin twitching
	Growths		Caudal		Convulsions
	Abrasions	GILLS			Head Up-Tail Down
BARBELS		✓	Unremarkable		Head-tail whirling
NA	Unremarkable		Bright red		Pectoral fins folded forwarded
	Deformed		Brown		Belly up
	Missing		Gas bubbles		Loss of balance
OPERCLE			Parasites		Long axis whirling
✓	Unremarkable	PSEUDOBRANCH		OTHER OBSERVATIONS	
	Incomplete	✓	Unremarkable		
	Deformed		Enlarged		

INTERNAL PHYSICAL EXAMINATION

BODY CAVITY		INTESTINES		OVARIES UD	
✓	Unremarkable	✓	Unremarkable		Immature
	Fluid – clear		Flaccid		Mature
	Fluid – bloody		Mucous		Ripe
	Fluid – cloudy	✓	Feces		Reabsorbing
	Adhesions		Fluid		Growth
MESENTERIC FAT			Hemorrhagic	MUSCLE	
✓	Unremarkable		Parasites	✓	Unremarkable
	None	SPLEEN			Soft
	Excessive	✓	Unremarkable		Parasites
LIVER			Enlarged	TUMORS	
✓	Unremarkable		Shrunken	NA	Liver
	Discolored		Discolored		I Baumann
	Yellowish		Ceroid Pigment Centers		II Scale
	Pale	GAS BLADDER			III
	Enlarged	✓	Unremarkable		
	Growths		Fluid	(a) PYLORIC CAECA	
	Parasites		Growths	(a) ✓	Unremarkable
GALLBLADDER		KIDNEYS		NA	Parasites
✓	Empty	✓	Unremarkable	TESTIS UD	
	Full		Pale		Immature
	Yellow		Swollen		Mature
	Green		Soft		Ripe
	Enlarged		Hemorrhagic		Constructed
	Parasites		Stones		Growth
STOMACH			Growths	OTHER OBSERVATIONS	
✓	Unremarkable		Cysts		
✓	Empty		Parasites (urinary bladder)		
	Food	COMMENTS: (a) RE TW 10-7-14			
	Mucous	(b) SP = silver perch TW 10-7-14			
	Fluid	NA = not applicable; NE = not evaluated; RE = recording error; UD = undetermined			
	Hemorrhagic				

SPECIMEN DATA FORM

CHECKLIST FOR PHYSICAL EXAMINATION OF FISHES		
Collection Date: 10-7-14	Examined By:	Camera: NA
Exam Date: 10-7-14	Recorded By:	Photo numbers: NA
Sex: UD Too immature to sex	Body Weight (g): 9.9	Tissues Photographed: NA
Specimen ID: SF02 @	Gonad Weight (g): 0.04	

EXTERNAL PHYSICAL EXAMINATION					
BODY FORM		ISTHMUS		BRANCHIAL CAVITY	
✓	Unremarkable	✓	Unremarkable	✓	Unremarkable
	Emaciated		Enlarged		Growths
	Truncate		Hemorrhagic		Parasites
	Scoliosis	EYES		UROGENITAL OPENING	
	Lordosis	✓	Unremarkable	✓	Unremarkable
BODY SURFACE			Popeye		Inflamed
✓	Unremarkable		Cloudy cornea	ANUS	
	Raised scales		Missing	✓	Unremarkable
	Swollen		Lens deformed		Inflamed
	Lesions		Lens parasites	LESIONS – Location(s)	
	Excess mucous		Lens cataract	NA	Fins
	Reoriented scales	FINS			Head
	Growths	✓	Unremarkable		Eyes
	Parasites		Frayed – eroded		Mouth
	Wounds		Parasites		Peduncle
	Wounds - lamprey		Hemorrhagic		Ventral
LIPS AND JAWS			Gas Bubbles		Dorsal
✓	Unremarkable	FINS - ERODED			Lateral
	Deformed	NA	Dorsal	BEHAVIOR	
	Growths		Pectoral	NE	Gasping
SNOUT			Pelvic		Flashing
✓	Unremarkable		Anal		Lethargic
	Pugnose (Pughead)		Adipose		Fin twitching
	Growths		Caudal		Convulsions
	Abrasions	GILLS			Head Up-Tail Down
BARBELS		✓	Unremarkable		Head-tail whirling
NA	Unremarkable		Bright red		Pectoral fins folded forwarded
	Deformed		Brown		Belly up
	Missing		Gas bubbles		Loss of balance
OPERCLE			Parasites		Long axis whirling
✓	Unremarkable	PSEUDOBRANCH		OTHER OBSERVATIONS	
	Incomplete	✓	Unremarkable		
	Deformed		Enlarged		

INTERNAL PHYSICAL EXAMINATION					
BODY CAVITY		INTESTINES		OVARIES UD	
✓	Unremarkable	✓	Unremarkable		Immature
	Fluid – clear		Flaccid		Mature
	Fluid – bloody		Mucous		Ripe
	Fluid – cloudy	✓	Feces		Reabsorbing
	Adhesions		Fluid		Growth
MESENTERIC FAT			Hemorrhagic	MUSCLE	
✓	Unremarkable		Parasites	✓	Unremarkable
	None	SPLEEN			Soft
	Excessive	✓	Unremarkable		Parasites
LIVER			Enlarged	TUMORS	
✓	Unremarkable		Shrunken	NA	Liver
	Discolored		Discolored		I Baumann
	Yellowish		Ceroid Pigment Centers		II Scale
	Pale	GAS BLADDER			III
	Enlarged	✓	Unremarkable		
	Growths		Fluid	PYLORIC CAECA	
	Parasites		Growths	NA	Unremarkable
GALLBLADDER		KIDNEYS			Parasites
UD	Empty	✓	Unremarkable	TESTIS UD	
	Full		Pale		Immature
	Yellow		Swollen		Mature
	Green		Soft		Ripe
	Enlarged		Hemorrhagic		Constructed
	Parasites		Stones		Growth
STOMACH			Growths	OTHER OBSERVATIONS	
✓	Unremarkable		Cysts		
	Empty		Parasites (urinary bladder)		
	Food	COMMENTS: @ SF = silver perch DW 10-7-14			
	Mucous				
	Fluid				
	Hemorrhagic	NA = not applicable; NE = not evaluated; RE = recording error; UD = undetermined			

SPECIMEN DATA FORM

CHECKLIST FOR PHYSICAL EXAMINATION OF FISHES		
Collection Date: 10-7-14	Examined By:	Camera: NA
Exam Date: 10-7-14	Recorded By:	Photo numbers: NA
Sex: UD Too immature to sex	Body Weight (g): 9.1	Tissues Photographed: NA
Specimen ID: SP03 (2)	Gonad Weight (g): 0.07	

EXTERNAL PHYSICAL EXAMINATION					
BODY FORM		ISTHMUS		BRANCHIAL CAVITY	
✓	Unremarkable	✓	Unremarkable	✓	Unremarkable
	Emaciated		Enlarged		Growths
	Truncate		Hemorrhagic		Parasites
	Scoliosis	EYES		UROGENITAL OPENING	
	Lordosis	✓	Unremarkable	✓	Unremarkable
BODY SURFACE			Popeye		Inflamed
✓	Unremarkable		Cloudy cornea	ANUS	
	Raised scales		Missing	✓	Unremarkable
	Swollen		Lens deformed		Inflamed
	Lesions		Lens parasites	LESIONS – Location(s)	
	Excess mucous		Lens cataract	NA	Fins
	Reoriented scales	FINS			Head
	Growths	✓	Unremarkable		Eyes
	Parasites		Frayed – eroded		Mouth
	Wounds		Parasites		Peduncle
	Wounds - lamprey		Hemorrhagic		Ventral
LIPS AND JAWS			Gas Bubbles		Dorsal
✓	Unremarkable	FINS - ERODED			Lateral
	Deformed	NA	Dorsal	BEHAVIOR	
	Growths		Pectoral	NE	Gasping
SNOUT			Pelvic		Flashing
✓	Unremarkable		Anal		Lethargic
	Pugnose (Pughead)		Adipose		Fin twitching
	Growths		Caudal		Convulsions
	Abrasions	GILLS			Head Up-Tail Down
BARBELS		✓	Unremarkable		Head-tail whirling
NA	Unremarkable		Bright red		Pectoral fins folded forwarded
	Deformed		Brown		Belly up
	Missing		Gas bubbles		Loss of balance
OPERCLE			Parasites		Long axis whirling
✓	Unremarkable	PSEUDOBRANCH		OTHER OBSERVATIONS	
	Incomplete	✓	Unremarkable		
	Deformed		Enlarged		

INTERNAL PHYSICAL EXAMINATION					
BODY CAVITY		INTESTINES		OVARIES UD	
✓	Unremarkable	✓	Unremarkable		Immature
	Fluid – clear		Flaccid		Mature
	Fluid – bloody	✓	Mucous		Ripe
	Fluid – cloudy		Feces		Reabsorbing
	Adhesions		Fluid		Growth
MESENTERIC FAT			Hemorrhagic	MUSCLE	
✓	Unremarkable		Parasites	✓	Unremarkable
	None	SPLEEN			Soft
	Excessive	✓	Unremarkable		Parasites
LIVER			Enlarged	TUMORS	
✓	Unremarkable		Shrunken	NA	Liver
	Discolored		Discolored		I Baumann
	Yellowish		Ceroid Pigment Centers		II Scale
	Pale	GAS BLADDER			III
	Enlarged	✓	Unremarkable		
	Growths		Fluid	PYLORIC CAECA	
	Parasites		Growths	NA	Unremarkable
GALLBLADDER		KIDNEYS			Parasites
✓	Empty	✓	Unremarkable	TESTIS UD	
	Full		Pale		Immature
	Yellow		Swollen		Mature
	Green		Soft		Ripe
	Enlarged		Hemorrhagic		Constructed
	Parasites		Stones		Growth
STOMACH			Growths	OTHER OBSERVATIONS	
✓	Unremarkable		Cysts		
✓	Empty		Parasites (urinary bladder)		
	Food	COMMENTS: (2) SP = Silver perch JW 10-7-14			
	Mucous				
	Fluid				
	Hemorrhagic	NA = not applicable; NE = not evaluated; RE = recording error; UD = undetermined			

SPECIMEN DATA FORM

CHECKLIST FOR PHYSICAL EXAMINATION OF FISHES		
Collection Date: 10-7-14	Examined By:	Camera: NA
Exam Date: 10-7-14	Recorded By:	Photo numbers: NA
Sex: UD Gonads not recovered	Body Weight (g): 17.4	Tissues Photographed: NA
Specimen ID: SR01 (b)	Gonad Weight (g): UD	

EXTERNAL PHYSICAL EXAMINATION					
BODY FORM		ISTHMUS		BRANCHIAL CAVITY	
✓	Unremarkable	✓	Unremarkable	✓	Unremarkable
	Emaciated		Enlarged		Growths
	Truncate		Hemorrhagic		Parasites
	Scoliosis	EYES		UROGENITAL OPENING	
	Lordosis	✓	Unremarkable	✓	Unremarkable
BODY SURFACE			Popeye		Inflamed
✓	Unremarkable		Cloudy cornea	ANUS	
	Raised scales		Missing	✓	Unremarkable
	Swollen		Lens deformed		Inflamed
	Lesions		Lens parasites	LESIONS – Location(s)	
	Excess mucous		Lens cataract	NA	Fins
	Reoriented scales	FINS			Head
	Growths	✓	Unremarkable		Eyes
	Parasites		Frayed – eroded		Mouth
	Wounds		Parasites		Peduncle
	Wounds - lamprey		Hemorrhagic		Ventral
LIPS AND JAWS			Gas Bubbles		Dorsal
✓	Unremarkable	FINS - ERODED			Lateral
	Deformed	NA	Dorsal	BEHAVIOR	
	Growths		Pectoral	NE	Gasping
SNOUT			Pelvic		Flashing
✓	Unremarkable		Anal		Lethargic
	Pugnose (Pughead)		Adipose		Fin twitching
	Growths		Caudal		Convulsions
	Abrasions	GILLS			Head Up-Tail Down
BARBELS		✓	Unremarkable		Head-tail whirling
NA	Unremarkable		Bright red		Pectoral fins folded forwarded
	Deformed		Brown		Belly up
	Missing		Gas bubbles		Loss of balance
OPERCLE			Parasites		Long axis whirling
✓	Unremarkable	PSEUDOBRANCH		OTHER OBSERVATIONS	
	Incomplete	✓	Unremarkable		
	Deformed		Enlarged		

INTERNAL PHYSICAL EXAMINATION					
BODY CAVITY		INTESTINES		OVARIES UD	
✓	Unremarkable	✓	Unremarkable		Immature
	Fluid – clear		Flaccid		Mature
	Fluid – bloody		Mucous		Ripe
	Fluid – cloudy		Feces		Reabsorbing
	Adhesions		Fluid		Growth
MESENTERIC FAT			Hemorrhagic	MUSCLE	
✓	Unremarkable		Parasites	✓	Unremarkable
	None	SPLEEN			Soft
	Excessive	✓	Unremarkable		Parasites
LIVER			Enlarged	TUMORS	
✓	Unremarkable		Shrunken	NA	Liver
	Discolored		Discolored		I Baumann
	Yellowish		Ceroid Pigment Centers		II Scale
	Pale	GAS BLADDER			III
	Enlarged	NA	Unremarkable		
	Growths		Fluid	(a) PYLORIC CAECA	
	Parasites		Growths	NA ✓	Unremarkable
GALLBLADDER		KIDNEYS			Parasites
✓	Empty	✓	Unremarkable	TESTIS UD	
	Full		Pale		Immature
	Yellow		Swollen		Mature
	Green		Soft		Ripe
	Enlarged		Hemorrhagic		Constructed
	Parasites		Stones		Growth
STOMACH			Growths	OTHER OBSERVATIONS	
✓	Unremarkable		Cysts		
✓	Empty		Parasites (urinary bladder)		
	Food	COMMENTS: (a) RE TW 10-7-14 (b) SR = striped sea robin TW 10-7-14			
	Mucous				
	Fluid				
	Hemorrhagic	NA = not applicable; NE = not evaluated; RE = recording error; UD = undetermined			

SPECIMEN DATA FORM

CHECKLIST FOR PHYSICAL EXAMINATION OF FISHES		
Collection Date: 10-7-14	Examined By:	Camera: NA
Exam Date: 10-7-14	Recorded By:	Photo numbers: NA
Sex: UD Gonads not recovered	Body Weight (g): 1516	Tissues Photographed: NA
Specimen ID: SR02 @	Gonad Weight (g):	

EXTERNAL PHYSICAL EXAMINATION					
BODY FORM		ISTHMUS		BRANCHIAL CAVITY	
✓	Unremarkable	✓	Unremarkable	✓	Unremarkable
	Emaciated		Enlarged		Growths
	Truncate		Hemorrhagic		Parasites
	Scoliosis	EYES		UROGENITAL OPENING	
	Lordosis	✓	Unremarkable	✓	Unremarkable
BODY SURFACE			Popeye		Inflamed
✓	Unremarkable		Cloudy cornea	ANUS	
	Raised scales		Missing	✓	Unremarkable
	Swollen		Lens deformed		Inflamed
	Lesions		Lens parasites	LESIONS – Location(s)	
	Excess mucous		Lens cataract	NA	Fins
	Reoriented scales	FINS			Head
	Growths	✓	Unremarkable		Eyes
	Parasites		Frayed – eroded		Mouth
	Wounds		Parasites		Peduncle
	Wounds - lamprey		Hemorrhagic		Ventral
LIPS AND JAWS			Gas Bubbles		Dorsal
✓	Unremarkable	FINS - ERODED			Lateral
	Deformed	NA	Dorsal	BEHAVIOR	
	Growths		Pectoral	NE	Gasping
SNOUT			Pelvic		Flashing
✓	Unremarkable		Anal		Lethargic
	Pugnose (Pughead)		Adipose		Fin twitching
	Growths		Caudal		Convulsions
	Abrasions	GILLS			Head Up-Tail Down
BARBELS		✓	Unremarkable		Head-tail whirling
NA	Unremarkable		Bright red		Pectoral fins folded forwarded
	Deformed		Brown		Belly up
	Missing		Gas bubbles		Loss of balance
OPERCLE			Parasites		Long axis whirling
✓	Unremarkable	PSEUDOBRANCH		OTHER OBSERVATIONS	
	Incomplete	✓	Unremarkable		
	Deformed		Enlarged		

INTERNAL PHYSICAL EXAMINATION					
BODY CAVITY		INTESTINES		OVARIES UD	
✓	Unremarkable	✓	Unremarkable		Immature
	Fluid – clear		Flaccid		Mature
	Fluid – bloody		Mucous		Ripe
	Fluid – cloudy		Feces		Reabsorbing
	Adhesions		Fluid		Growth
MESENTERIC FAT			Hemorrhagic	MUSCLE	
✓	Unremarkable		Parasites	✓	Unremarkable
	None	SPLEEN			Soft
	Excessive	✓	Unremarkable		Parasites
LIVER			Enlarged	TUMORS	
✓	Unremarkable		Shrunken	NA	Liver
	Discolored		Discolored		I Baumann
	Yellowish		Ceroid Pigment Centers		II Scale
	Pale	GAS BLADDER			III
	Enlarged	NA	Unremarkable		
	Growths		Fluid	PYLORIC CAECA	
	Parasites		Growths	✓	Unremarkable
GALLBLADDER		KIDNEYS			Parasites
✓	Empty	✓	Unremarkable	TESTIS UD	
	Full		Pale		Immature
	Yellow		Swollen		Mature
	Green		Soft		Ripe
	Enlarged		Hemorrhagic		Constricted
	Parasites		Stones		Growth
STOMACH			Growths	OTHER OBSERVATIONS	
✓	Unremarkable		Cysts		
✓	Empty		Parasites (urinary bladder)		
	Food	COMMENTS: @ SR = Striped sea robin JW 10-7-14			
	Mucous				
	Fluid				
	Hemorrhagic	NA = not applicable; NE = not evaluated; RE = recording error; UD = undetermined			

SPECIMEN DATA FORM

CHECKLIST FOR PHYSICAL EXAMINATION OF FISHES		
Collection Date: 10-7-14	Examined By:	Camera: NA
Exam Date: 10-7-14	Recorded By:	Photo numbers: NA
Sex: UD Gonads not recovered	Body Weight (g): 2.5	Tissues Photographed: NA
Specimen ID: MF01 (a)	Gonad Weight (g): UD	

EXTERNAL PHYSICAL EXAMINATION					
BODY FORM		ISTHMUS		BRANCHIAL CAVITY	
✓	Unremarkable	✓	Unremarkable	✓	Unremarkable
	Emaciated		Enlarged		Growths
	Truncate		Hemorrhagic		Parasites
	Scoliosis	EYES		UROGENITAL OPENING	
	Lordosis	✓	Unremarkable	✓	Unremarkable
BODY SURFACE			Popeye		Inflamed
✓	Unremarkable		Cloudy cornea	ANUS	
	Raised scales		Missing	✓	Unremarkable
	Swollen		Lens deformed		Inflamed
	Lesions		Lens parasites	LESIONS – Location(s)	
	Excess mucous		Lens cataract	NA	Fins
	Reoriented scales	FINS			Head
	Growths	✓	Unremarkable		Eyes
	Parasites		Frayed – eroded		Mouth
	Wounds		Parasites		Peduncle
	Wounds - lamprey		Hemorrhagic		Ventral
LIPS AND JAWS			Gas Bubbles		Dorsal
✓	Unremarkable	FINS - ERODED			Lateral
	Deformed	NA	Dorsal	BEHAVIOR	
	Growths		Pectoral	NE	Gasping
SNOUT			Pelvic		Flashing
✓	Unremarkable		Anal		Lethargic
	Pugnose (Pughead)		Adipose		Fin twitching
	Growths		Caudal		Convulsions
	Abrasions	GILLS			Head Up-Tail Down
BARBELS		✓	Unremarkable		Head-tail whirling
NA	Unremarkable		Bright red		Pectoral fins folded forwarded
	Deformed		Brown		Belly up
	Missing		Gas bubbles		Loss of balance
OPERCLE			Parasites		Long axis whirling
✓	Unremarkable	PSEUDOBRANCH		OTHER OBSERVATIONS	
	Incomplete	✓	Unremarkable		
	Deformed		Enlarged		

INTERNAL PHYSICAL EXAMINATION					
BODY CAVITY		INTESTINES		OVARIES UD	
✓	Unremarkable	✓	Unremarkable		Immature
	Fluid – clear		Flaccid		Mature
	Fluid – bloody		Mucous		Ripe
	Fluid – cloudy	✓	Feces		Reabsorbing
	Adhesions		Fluid		Growth
MESENTERIC FAT			Hemorrhagic	MUSCLE	
✓	Unremarkable		Parasites	✓	Unremarkable
	None	SPLEEN			Soft
	Excessive	✓	Unremarkable		Parasites
LIVER			Enlarged	TUMORS	
✓	Unremarkable		Shrunken	NA	Liver
	Discolored		Discolored		I Baumann
	Yellowish		Ceroid Pigment Centers		II Scale
	Pale	GAS BLADDER			III
	Enlarged	✓	Unremarkable		
	Growths		Fluid	PYLORIC CAECA	
	Parasites		Growths	NA	Unremarkable
GALLBLADDER		KIDNEYS			Parasites
UD	Empty	✓	Unremarkable	TESTIS UD	
	Full		Pale		Immature
	Yellow		Swollen		Mature
	Green		Soft		Ripe
	Enlarged		Hemorrhagic		Constructed
	Parasites		Stones		Growth
STOMACH			Growths	OTHER OBSERVATIONS	
✓	Unremarkable		Cysts		
✓	Empty		Parasites (urinary bladder)		
	Food	COMMENTS: (a) MF = Mountain Whitefish JW 10-7-14			
	Mucous				
	Fluid				
	Hemorrhagic	NA = not applicable; NE = not evaluated; RE = recording error; UD = undetermined			

SPECIMEN DATA FORM

CHECKLIST FOR PHYSICAL EXAMINATION OF FISHES		
Collection Date: 10-7-14	Examined By:	Camera: NA
Exam Date: 10-7-14	Recorded By:	Photo numbers: NA
Sex: F	Body Weight (g): 69.3	Tissues Photographed: NA
Specimen ID: NC03 (b)	Gonad Weight (g): 0.43 1.08 (a)	

EXTERNAL PHYSICAL EXAMINATION					
BODY FORM		ISTHMUS		BRANCHIAL CAVITY	
✓	Unremarkable	✓	Unremarkable	✓	Unremarkable
	Emaciated		Enlarged		Growths
	Truncate		Hemorrhagic		Parasites
	Scoliosis	EYES		UROGENITAL OPENING	
	Lordosis	✓	Unremarkable	✓	Unremarkable
BODY SURFACE			Popeye		Inflamed
✓	Unremarkable		Cloudy cornea	ANUS	
	Raised scales		Missing	✓	Unremarkable
	Swollen		Lens deformed		Inflamed
	Lesions		Lens parasites	LESIONS – Location(s)	
	Excess mucous		Lens cataract	NA	Fins
	Reoriented scales	FINS			Head
	Growths	✓	Unremarkable		Eyes
	Parasites		Frayed – eroded		Mouth
	Wounds		Parasites		Peduncle
	Wounds - lamprey		Hemorrhagic		Ventral
LIPS AND JAWS			Gas Bubbles		Dorsal
✓	Unremarkable	FINS - ERODED			Lateral
	Deformed	NA	Dorsal	BEHAVIOR	
	Growths		Pectoral	NE	Gasping
SNOUT			Pelvic		Flashing
✓	Unremarkable		Anal		Lethargic
	Pugnose (Pughead)		Adipose		Fin twitching
	Growths		Caudal		Convulsions
	Abrasions	GILLS			Head Up-Tail Down
BARBELS		✓	Unremarkable		Head-tail whirling
NA	Unremarkable		Bright red		Pectoral fins folded forwarded
	Deformed		Brown		Belly up
	Missing		Gas bubbles		Loss of balance
OPERCLE			Parasites		Long axis whirling
✓	Unremarkable	PSEUDOBRANCH		OTHER OBSERVATIONS	
	Incomplete	✓	Unremarkable		
	Deformed		Enlarged		

INTERNAL PHYSICAL EXAMINATION					
BODY CAVITY		INTESTINES		OVARIES	
✓	Unremarkable	✓	Unremarkable		Immature
	Fluid – clear		Flaccid	✓	Mature
	Fluid – bloody		Mucous	✓	Ripe
	Fluid – cloudy	✓	Feces		Reabsorbing
	Adhesions		Fluid		Growth
MESENTERIC FAT			Hemorrhagic	MUSCLE	
✓	Unremarkable		Parasites	✓	Unremarkable
	None	SPLEEN			Soft
	Excessive	✓	Unremarkable		Parasites
LIVER			Enlarged	TUMORS	
✓	Unremarkable		Shrunken	NA	Liver
	Discolored		Discolored		I Baumann
	Yellowish		Ceroid Pigment Centers		II Scale
	Pale	GAS BLADDER			III
	Enlarged	NA	Unremarkable		
	Growths		Fluid	PYLORIC CAECA	
	Parasites		Growths	NA	Unremarkable
GALLBLADDER		KIDNEYS			Parasites
UD	Empty	✓	Unremarkable	TESTIS	
	Full		Pale	NA	Immature
	Yellow		Swollen		Mature
	Green		Soft		Ripe
	Enlarged		Hemorrhagic		Constructed
	Parasites		Stones		Growth
STOMACH			Growths	OTHER OBSERVATIONS	
✓	Unremarkable		Cysts		
✓	Empty		Parasites (urinary bladder)		
	Food	COMMENTS: (a) RE JW 10-7-14			
	Mucous	(b) NC = hog choker JW 10-7-14			
	Fluid				
	Hemorrhagic	NA = not applicable; NE = not evaluated; RE = recording error; UD = undetermined			

SPECIMEN DATA FORM

CHECKLIST FOR PHYSICAL EXAMINATION OF FISHES		
Collection Date: 10-7-14	Examined By:	Camera: NA
Exam Date: 10-7-14	Recorded By:	Photo numbers: NA
Sex: F	Body Weight (g): 35.5	Tissues Photographed: NA
Specimen ID: HC04 @	Gonad Weight (g): 0.60	

EXTERNAL PHYSICAL EXAMINATION					
BODY FORM		ISTHMUS		BRANCHIAL CAVITY	
✓	Unremarkable	✓	Unremarkable	✓	Unremarkable
	Emaciated		Enlarged		Growths
	Truncate		Hemorrhagic		Parasites
	Scoliosis	EYES		UROGENITAL OPENING	
	Lordosis	✓	Unremarkable	✓	Unremarkable
BODY SURFACE			Popeye		Inflamed
✓	Unremarkable		Cloudy cornea	ANUS	
	Raised scales		Missing	✓	Unremarkable
	Swollen		Lens deformed		Inflamed
	Lesions		Lens parasites	LESIONS – Location(s)	
	Excess mucous		Lens cataract	NA	Fins
	Reoriented scales	FINS			Head
	Growths	✓	Unremarkable		Eyes
	Parasites		Frayed – eroded		Mouth
	Wounds		Parasites		Peduncle
	Wounds - lamprey		Hemorrhagic		Ventral
LIPS AND JAWS			Gas Bubbles		Dorsal
✓	Unremarkable	FINS - ERODED			Lateral
	Deformed	NA	Dorsal	BEHAVIOR	
	Growths		Pectoral	NE	Gasping
SNOUT			Pelvic		Flashing
✓	Unremarkable		Anal		Lethargic
	Pugnose (Pughead)		Adipose		Fin twitching
	Growths		Caudal		Convulsions
	Abrasions	GILLS			Head Up-Tail Down
BARBELS		✓	Unremarkable		Head-tail whirling
NA	Unremarkable		Bright red		Pectoral fins folded forwarded
	Deformed		Brown		Belly up
	Missing		Gas bubbles		Loss of balance
OPERCLE			Parasites		Long axis whirling
✓	Unremarkable	PSEUDOBRANCH		OTHER OBSERVATIONS	
	Incomplete	✓	Unremarkable		
	Deformed		Enlarged		

INTERNAL PHYSICAL EXAMINATION					
BODY CAVITY		INTESTINES		OVARIES	
✓	Unremarkable	✓	Unremarkable		Immature
	Fluid – clear		Flaccid	✓	Mature
	Fluid – bloody		Mucous	✓	Ripe
	Fluid – cloudy	✓	Feces		Reabsorbing
	Adhesions		Fluid		Growth
MESENTERIC FAT			Hemorrhagic	MUSCLE	
✓	Unremarkable		Parasites	✓	Unremarkable
	None	SPLEEN			Soft
	Excessive	✓	Unremarkable		Parasites
LIVER			Enlarged	TUMORS	
✓	Unremarkable		Shrunken	NA	Liver
	Discolored		Discolored		I Baumann
	Yellowish		Ceroid Pigment Centers		II Scale
	Pale	GAS BLADDER			III
	Enlarged	NA	Unremarkable		
	Growths		Fluid	PYLORIC CAECA	
	Parasites		Growths	NA	Unremarkable
GALLBLADDER		KIDNEYS			Parasites
UD	Empty	✓	Unremarkable	TESTIS	
	Full		Pale	NA	Immature
	Yellow		Swollen		Mature
	Green		Soft		Ripe
	Enlarged		Hemorrhagic		Constructed
	Parasites		Stones		Growth
STOMACH			Growths	OTHER OBSERVATIONS	
✓	Unremarkable		Cysts		
✓	Empty		Parasites (urinary bladder)		
	Food	COMMENTS: @ HC = hog chalker TW 10-7-14			
	Mucous				
	Fluid				
	Hemorrhagic	NA = not applicable; NE = not evaluated; RE = recording error; UD = undetermined			

SPECIMEN DATA FORM

CHECKLIST FOR PHYSICAL EXAMINATION OF FISHES		
Collection Date: 10-8-14	Examined By:	Camera: NA
Exam Date: 10-8-14	Recorded By:	Photo numbers: NA
Sex: UD Too Immature to sex	Body Weight (g): 5.8	Tissues Photographed: NA
Specimen ID: NK03 (a)	Gonad Weight (g): 0.01	

EXTERNAL PHYSICAL EXAMINATION					
BODY FORM		ISTHMUS		BRANCHIAL CAVITY	
✓	Unremarkable	✓	Unremarkable	✓	Unremarkable
	Emaciated		Enlarged		Growths
	Truncate		Hemorrhagic		Parasites
	Scoliosis	EYES		UROGENITAL OPENING	
	Lordosis	✓	Unremarkable	✓	Unremarkable
BODY SURFACE			Popeye		Inflamed
✓	Unremarkable		Cloudy cornea	ANUS	
	Raised scales		Missing	✓	Unremarkable
	Swollen		Lens deformed		Inflamed
	Lesions		Lens parasites	LESIONS – Location(s)	
	Excess mucous		Lens cataract	NA	Fins
	Reoriented scales	FINS			Head
	Growths	✓	Unremarkable		Eyes
	Parasites		Frayed – eroded		Mouth
	Wounds		Parasites		Peduncle
	Wounds - lamprey		Hemorrhagic		Ventral
LIPS AND JAWS			Gas Bubbles		Dorsal
✓	Unremarkable	FINS - ERODED			Lateral
	Deformed	NA	Dorsal	BEHAVIOR	
	Growths		Pectoral	NE	Gasping
SNOUT			Pelvic		Flashing
✓	Unremarkable		Anal		Lethargic
	Pugnose (Pughead)		Adipose		Fin twitching
	Growths		Caudal		Convulsions
	Abrasions	GILLS			Head Up-Tail Down
BARBELS		✓	Unremarkable		Head-tail whirling
✓	Unremarkable		Bright red		Pectoral fins folded forwarded
	Deformed		Brown		Belly up
	Missing		Gas bubbles		Loss of balance
OPERCLE			Parasites		Long axis whirling
✓	Unremarkable	PSEUDOBRANCH		OTHER OBSERVATIONS	
	Incomplete	✓	Unremarkable		
	Deformed		Enlarged		

INTERNAL PHYSICAL EXAMINATION					
BODY CAVITY		INTESTINES		OVARIES UD	
✓	Unremarkable	✓	Unremarkable		Immature
	Fluid – clear		Flaccid		Mature
	Fluid – bloody		Mucous		Ripe
	Fluid – cloudy		Feces		Reabsorbing
	Adhesions		Fluid		Growth
MESENTERIC FAT			Hemorrhagic	MUSCLE	
✓	Unremarkable		Parasites	✓	Unremarkable
	None	SPLEEN			Soft
	Excessive	✓	Unremarkable		Parasites
LIVER			Enlarged	TUMORS	
✓	Unremarkable		Shrunken	NA	Liver
	Discolored		Discolored		I Baumann
	Yellowish		Ceroid Pigment Centers		II Scale
	Pale	GAS BLADDER			III
	Enlarged	✓	Unremarkable		
	Growths		Fluid	(b) PYLORIC CAECA	
	Parasites		Growths	NA	Unremarkable
GALLBLADDER		KIDNEYS			Parasites
UD	Empty	✓	Unremarkable	TESTIS UD	
	Full		Pale		Immature
	Yellow		Swollen		Mature
	Green		Soft		Ripe
	Enlarged		Hemorrhagic		Constructed
	Parasites		Stones		Growth
STOMACH			Growths	OTHER OBSERVATIONS	
✓	Unremarkable		Cysts		
✓	Empty		Parasites (urinary bladder)		
	Food	COMMENTS: (a) NK = northern kingfish TW 10-8-14			
	Mucous	(b) RE TW 10-8-14			
	Fluid				
	Hemorrhagic	NA = not applicable; NE = not evaluated; RE = recording error; UD = undetermined			

SPECIMEN DATA FORM

CHECKLIST FOR PHYSICAL EXAMINATION OF FISHES		
Collection Date: 10-5-14	Examined By:	Camera: NA
Exam Date: 10-5-14	Recorded By:	Photo numbers: NA
Sex: M	Body Weight (g): 218	Tissues Photographed: NA
Specimen ID: SB03 @	Gonad Weight (g): 0.12	

EXTERNAL PHYSICAL EXAMINATION					
BODY FORM		ISTHMUS		BRANCHIAL CAVITY	
✓	Unremarkable	✓	Unremarkable	✓	Unremarkable
	Emaciated		Enlarged		Growths
	Truncate		Hemorrhagic		Parasites
	Scoliosis	EYES		UROGENITAL OPENING	
	Lordosis	✓	Unremarkable	✓	Unremarkable
BODY SURFACE			Popeye		Inflamed
✓	Unremarkable		Cloudy cornea	ANUS	
	Raised scales		Missing	✓	Unremarkable
	Swollen		Lens deformed		Inflamed
	Lesions		Lens parasites	LESIONS – Location(s)	
	Excess mucous		Lens cataract	NA	Fins
	Reoriented scales	FINS			Head
	Growths	✓	Unremarkable		Eyes
	Parasites		Frayed – eroded		Mouth
	Wounds		Parasites		Peduncle
	Wounds - lamprey		Hemorrhagic		Ventral
LIPS AND JAWS			Gas Bubbles		Dorsal
✓	Unremarkable	FINS - ERODED			Lateral
	Deformed	NA	Dorsal	BEHAVIOR	
	Growths		Pectoral	NE	Gasping
SNOUT			Pelvic		Flashing
✓	Unremarkable		Anal		Lethargic
	Pugnose (Pughead)		Adipose		Fin twitching
	Growths		Caudal		Convulsions
	Abrasions	GILLS			Head Up-Tail Down
BARBELS		✓	Unremarkable		Head-tail whirling
NA	Unremarkable		Bright red		Pectoral fins folded forwarded
	Deformed		Brown		Belly up
	Missing		Gas bubbles		Loss of balance
OPERCLE			Parasites		Long axis whirling
✓	Unremarkable	PSEUDOBRANCH		OTHER OBSERVATIONS	
	Incomplete	✓	Unremarkable		
	Deformed		Enlarged		

INTERNAL PHYSICAL EXAMINATION					
BODY CAVITY		INTESTINES		OVARIES	
✓	Unremarkable	✓	Unremarkable	NA	Immature
	Fluid – clear		Flaccid		Mature
	Fluid – bloody		Mucous		Ripe
	Fluid – cloudy	✓	Feces		Reabsorbing
	Adhesions		Fluid		Growth
MESENTERIC FAT			Hemorrhagic	MUSCLE	
✓	Unremarkable		Parasites	✓	Unremarkable
	None	SPLEEN			Soft
	Excessive	✓	Unremarkable		Parasites
LIVER			Enlarged	TUMORS	
✓	Unremarkable		Shrunken	NA	Liver
	Discolored		Discolored		I Baumann
	Yellowish		Ceroid Pigment Centers		II Scale
	Pale	GAS BLADDER			III
	Enlarged	✓	Unremarkable		
	Growths		Fluid	PYLORIC CAECA	
	Parasites		Growths	NA	Unremarkable
GALLBLADDER		KIDNEYS			Parasites
	Empty	✓	Unremarkable	TESTIS	
✓	Full		Pale	✓	Immature
	Yellow		Swollen		Mature
✓	Green		Soft		Ripe
	Enlarged		Hemorrhagic		Constructed
	Parasites		Stones		Growth
STOMACH			Growths	OTHER OBSERVATIONS	
✓	Unremarkable		Cysts		
✓	Empty		Parasites (urinary bladder)		
	Food	COMMENTS: @SB = striped bass DW 10-5-14			
	Mucous				
	Fluid				
	Hemorrhagic	NA = not applicable; NE = not evaluated; RE = recording error; UD = undetermined			

SPECIMEN DATA FORM

CHECKLIST FOR PHYSICAL EXAMINATION OF FISHES		
Collection Date: 10-8-14	Examined By:	Camera: NA
Exam Date: 10-8-14	Recorded By:	Photo numbers: NA
Sex: UD Gonad not recovered	Body Weight (g): 14.0	Tissues Photographed: NA
Specimen ID: NK02 (b)	Gonad Weight (g): UD	

EXTERNAL PHYSICAL EXAMINATION					
BODY FORM		ISTHMUS		BRANCHIAL CAVITY	
✓	Unremarkable	✓	Unremarkable	✓	Unremarkable
	Emaciated		Enlarged		Growths
	Truncate		Hemorrhagic		Parasites
	Scoliosis	EYES		UROGENITAL OPENING	
	Lordosis	✓	Unremarkable	✓	Unremarkable
BODY SURFACE			Popeye		Inflamed
✓	Unremarkable		Cloudy cornea	ANUS	
	Raised scales		Missing	✓	Unremarkable
	Swollen		Lens deformed		Inflamed
	Lesions		Lens parasites	LESIONS – Location(s)	
	Excess mucous		Lens cataract	NA	Fins
	Reoriented scales	FINS			Head
	Growths	✓	Unremarkable		Eyes
	Parasites		Frayed – eroded		Mouth
	Wounds		Parasites		Peduncle
	Wounds - lamprey		Hemorrhagic		Ventral
LIPS AND JAWS			Gas Bubbles		Dorsal
✓	Unremarkable	FINS - ERODED			Lateral
	Deformed	NA	Dorsal	BEHAVIOR	
	Growths		Pectoral	NE	Gasping
SNOUT			Pelvic		Flashing
✓	Unremarkable		Anal		Lethargic
	Pugnose (Pughead)		Adipose		Fin twitching
	Growths		Caudal		Convulsions
	Abrasions	GILLS			Head Up-Tail Down
BARBELS		✓	Unremarkable		Head-tail whirling
✓	Unremarkable		Bright red		Pectoral fins folded forwarded
	Deformed		Brown		Belly up
	Missing		Gas bubbles		Loss of balance
OPERCLE			Parasites		Long axis whirling
✓	Unremarkable	PSEUDOBRANCH		OTHER OBSERVATIONS	
	Incomplete	✓	Unremarkable		
	Deformed		Enlarged		

INTERNAL PHYSICAL EXAMINATION					
BODY CAVITY		INTESTINES		OVARIES UD	
✓	Unremarkable	✓	Unremarkable	(c)	Immature
	Fluid – clear		Flaccid		Mature
	Fluid – bloody		Mucous		Ripe
	Fluid – cloudy	✓	Feces		Reabsorbing
	Adhesions		Fluid		Growth
MESENTERIC FAT			Hemorrhagic	MUSCLE	
✓	Unremarkable		Parasites	✓	Unremarkable
	None	SPLEEN			Soft
	Excessive	✓	Unremarkable		Parasites
LIVER			Enlarged	TUMORS	
✓	Unremarkable		Shrunken	NA	Liver
	Discolored		Discolored		I Baumann
	Yellowish		Ceroid Pigment Centers		II Scale
	Pale	GAS BLADDER			III
	Enlarged	✓	Unremarkable		
	Growths		Fluid	PYLORIC CAECA	
	Parasites		Growths	(c) NA	Unremarkable
GALLBLADDER		KIDNEYS			Parasites
✓	Empty	✓	Unremarkable	TESTIS UD	
	Full		Pale		Immature
	Yellow		Swollen		Mature
	Green		Soft		Ripe
	Enlarged		Hemorrhagic		Constructed
	Parasites		Stones		Growth
STOMACH			Growths	OTHER OBSERVATIONS	
✓	Unremarkable		Cysts		
✓	Empty		Parasites (urinary bladder)		
✓	Food	COMMENTS: (a) RE JW 10-8-14 (b) NK = northern kingfish JW 10-8-14 (c) RE JW 10-8-14			
	Mucous				
	Fluid				
	Hemorrhagic	NA = not applicable; NE = not evaluated; RE = recording error; UD = undetermined			

SPECIMEN DATA FORM

CHECKLIST FOR PHYSICAL EXAMINATION OF FISHES		
Collection Date: 10-8-14	Examined By:	Camera: NA
Exam Date: 10-8-14	Recorded By:	Photo numbers: NA
Sex: UD Gonad not recovered	Body Weight (g): 5.3	Tissues Photographed: NA
Specimen ID: BS01 (a)	Gonad Weight (g): UD	

EXTERNAL PHYSICAL EXAMINATION					
BODY FORM		ISTHMUS		BRANCHIAL CAVITY	
✓	Unremarkable	✓	Unremarkable	✓	Unremarkable
	Emaciated		Enlarged		Growths
	Truncate		Hemorrhagic		Parasites
	Scoliosis	EYES		UROGENITAL OPENING	
	Lordosis	✓	Unremarkable	✓	Unremarkable
BODY SURFACE			Popeye		Inflamed
✓	Unremarkable		Cloudy cornea	ANUS	
	Raised scales		Missing	✓	Unremarkable
	Swollen		Lens deformed		Inflamed
	Lesions		Lens parasites	LESIONS – Location(s)	
	Excess mucous		Lens cataract	NA	Fins
	Reoriented scales	FINS			Head
	Growths	✓	Unremarkable		Eyes
	Parasites		Frayed – eroded		Mouth
	Wounds		Parasites		Peduncle
	Wounds - lamprey		Hemorrhagic		Ventral
LIPS AND JAWS			Gas Bubbles		Dorsal
✓	Unremarkable	FINS - ERODED			Lateral
	Deformed	NA	Dorsal	BEHAVIOR	
	Growths		Pectoral	NE	Gasping
SNOUT			Pelvic		Flashing
✓	Unremarkable		Anal		Lethargic
	Pugnose (Pughead)		Adipose		Fin twitching
	Growths		Caudal		Convulsions
	Abrasions	GILLS			Head Up-Tail Down
BARBELS		✓	Unremarkable		Head-tail whirling
NA	Unremarkable		Bright red		Pectoral fins folded forwarded
	Deformed		Brown		Belly up
	Missing		Gas bubbles		Loss of balance
OPERCLE			Parasites		Long axis whirling
✓	Unremarkable	PSEUDOBRANCH		OTHER OBSERVATIONS	
	Incomplete	✓	Unremarkable		
	Deformed		Enlarged		

INTERNAL PHYSICAL EXAMINATION					
BODY CAVITY		INTESTINES		OVARIES UD	
✓	Unremarkable	✓	Unremarkable		Immature
	Fluid – clear		Flaccid		Mature
	Fluid – bloody	✓	Mucous		Ripe
	Fluid – cloudy	✓	Feces		Reabsorbing
	Adhesions		Fluid		Growth
MESENTERIC FAT			Hemorrhagic	MUSCLE	
✓	Unremarkable		Parasites	✓	Unremarkable
	None	SPLEEN			Soft
	Excessive	✓	Unremarkable		Parasites
LIVER			Enlarged	TUMORS	
✓	Unremarkable		Shrunken	NA	Liver
	Discolored		Discolored		I Baumann
	Yellowish		Ceroid Pigment Centers		II Scale
	Pale	GAS BLADDER			III
	Enlarged	✓	Unremarkable		
	Growths		Fluid	PYLORIC CAECA	
	Parasites		Growths	NA	Unremarkable
GALLBLADDER		KIDNEYS			Parasites
UD	Empty	✓	Unremarkable	TESTIS UD	
	Full		Pale		Immature
	Yellow		Swollen		Mature
	Green		Soft		Ripe
	Enlarged		Hemorrhagic		Constructed
	Parasites		Stones		Growth
STOMACH			Growths	OTHER OBSERVATIONS	
✓	Unremarkable		Cysts		
✓	Empty		Parasites (urinary bladder)		
	Food	COMMENTS: @BS = black sea bass AW 10-8-14			
	Mucous				
	Fluid				
	Hemorrhagic	NA = not applicable; NE = not evaluated; RE = recording error; UD = undetermined			

SPECIMEN DATA FORM

CHECKLIST FOR PHYSICAL EXAMINATION OF FISHES		
Collection Date: 10-03-14	Examined By:	Camera: NA
Exam Date: 10-8-14	Recorded By:	Photo numbers: NA
Sex: UD Gonad not recovered	Body Weight (g): 1.9	Tissues Photographed: NA
Specimen ID: SM03 @	Gonad Weight (g): UD	

EXTERNAL PHYSICAL EXAMINATION					
BODY FORM		ISTHMUS		BRANCHIAL CAVITY	
✓	Unremarkable	✓	Unremarkable	✓	Unremarkable
	Emaciated		Enlarged		Growths
	Truncate		Hemorrhagic		Parasites
	Scoliosis	EYES		UROGENITAL OPENING	
	Lordosis	✓	Unremarkable	✓	Unremarkable
BODY SURFACE			Popeye		Inflamed
✓	Unremarkable		Cloudy cornea	ANUS	
	Raised scales		Missing	✓	Unremarkable
	Swollen		Lens deformed		Inflamed
	Lesions		Lens parasites	LESIONS – Location(s)	
	Excess mucous		Lens cataract	NA	Fins
	Reoriented scales	FINS			Head
	Growths	✓	Unremarkable		Eyes
	Parasites		Frayed – eroded		Mouth
	Wounds		Parasites		Peduncle
	Wounds - lamprey		Hemorrhagic		Ventral
LIPS AND JAWS			Gas Bubbles		Dorsal
✓	Unremarkable	FINS - ERODED			Lateral
	Deformed	NA	Dorsal	BEHAVIOR	
	Growths		Pectoral	NE	Gasping
SNOUT			Pelvic		Flashing
✓	Unremarkable		Anal		Lethargic
	Pugnose (Pughead)		Adipose		Fin twitching
	Growths		Caudal		Convulsions
	Abrasions	GILLS			Head Up-Tail Down
BARBELS		✓	Unremarkable		Head-tail whirling
NA	Unremarkable		Bright red		Pectoral fins folded forwarded
	Deformed		Brown		Belly up
	Missing		Gas bubbles		Loss of balance
OPERCLE			Parasites		Long axis whirling
✓	Unremarkable	PSEUDOBRANCH		OTHER OBSERVATIONS	
	Incomplete	✓	Unremarkable		
	Deformed		Enlarged		

INTERNAL PHYSICAL EXAMINATION					
BODY CAVITY		INTESTINES		OVARIES UD	
✓	Unremarkable	✓	Unremarkable		Immature
	Fluid – clear		Flaccid		Mature
	Fluid – bloody		Mucous		Ripe
	Fluid – cloudy	✓	Feces		Reabsorbing
	Adhesions		Fluid		Growth
MESENTERIC FAT			Hemorrhagic	MUSCLE	
✓	Unremarkable		Parasites	✓	Unremarkable
	None	SPLEEN			Soft
	Excessive	✓	Unremarkable		Parasites
LIVER			Enlarged	TUMORS	
✓	Unremarkable		Shrunken	NA	Liver
	Discolored		Discolored		I Baumann
	Yellowish		Ceroid Pigment Centers		II Scale
	Pale	GAS BLADDER			III
	Enlarged	NA	Unremarkable		
	Growths		Fluid	PYLORIC CAECA	
	Parasites		Growths	NA	Unremarkable
GALLBLADDER		KIDNEYS			Parasites
UD	Empty	✓	Unremarkable	TESTIS UD	
	Full		Pale		Immature
	Yellow		Swollen		Mature
	Green		Soft		Ripe
	Enlarged		Hemorrhagic		Constructed
	Parasites		Stones		Growth
STOMACH			Growths	OTHER OBSERVATIONS	
✓	Unremarkable		Cysts		
✓	Empty		Parasites (urinary bladder)		
	Food	COMMENTS: @SM = Smallmouth flounder JW 10-8-14			
	Mucous				
	Fluid				
	Hemorrhagic	NA = not applicable; NE = not evaluated; RE = recording error; UD = undetermined			

SPECIMEN DATA FORM

CHECKLIST FOR PHYSICAL EXAMINATION OF FISHES		
Collection Date: 10-8-14	Examined By:	Camera: NA
Exam Date: 10-8-14	Recorded By:	Photo numbers: NA
Sex: UD Gonad not recovered	Body Weight (g): 1.1	Tissues Photographed: NA
Specimen ID: SMO2 (b)	Gonad Weight (g): UD	

EXTERNAL PHYSICAL EXAMINATION					
BODY FORM		ISTHMUS		BRANCHIAL CAVITY	
✓	Unremarkable	✓	Unremarkable	✓	Unremarkable
	Emaciated		Enlarged		Growths
	Truncate		Hemorrhagic		Parasites
	Scoliosis	EYES		UROGENITAL OPENING	
	Lordosis	✓	Unremarkable	✓	Unremarkable
BODY SURFACE			Popeye		Inflamed
✓	Unremarkable		Cloudy cornea	ANUS	
	Raised scales		Missing	✓	Unremarkable
	Swollen		Lens deformed		Inflamed
	Lesions		Lens parasites	LESIONS – Location(s)	
	Excess mucous		Lens cataract	NA	Fins
	Reoriented scales	FINS			Head
	Growths	✓	Unremarkable		Eyes
	Parasites		Frayed – eroded		Mouth
	Wounds		Parasites		Peduncle
	Wounds - lamprey		Hemorrhagic		Ventral
LIPS AND JAWS			Gas Bubbles		Dorsal
✓	Unremarkable	FINS - ERODED			Lateral
	Deformed	NA	Dorsal	BEHAVIOR	
	Growths		Pectoral	NE	Gasping
SNOUT			Pelvic		Flashing
✓	Unremarkable		Anal		Lethargic
	Pugnose (Pughead)		Adipose		Fin twitching
	Growths		Caudal		Convulsions
	Abrasions	GILLS			Head Up-Tail Down
BARBELS		✓	Unremarkable		Head-tail whirling
NA	Unremarkable		Bright red		Pectoral fins folded forwarded
	Deformed		Brown		Belly up
	Missing		Gas bubbles		Loss of balance
OPERCLE			Parasites		Long axis whirling
✓	Unremarkable	(a) PSEUDOBRANCH		OTHER OBSERVATIONS	
	Incomplete	NA UD	Unremarkable		
	Deformed		Enlarged		

INTERNAL PHYSICAL EXAMINATION					
BODY CAVITY		INTESTINES		OVARIES UD	
✓	Unremarkable	✓	Unremarkable		Immature
	Fluid – clear		Flaccid		Mature
	Fluid – bloody		Mucous		Ripe
	Fluid – cloudy		Feces		Reabsorbing
	Adhesions		Fluid		Growth
MESENTERIC FAT			Hemorrhagic	MUSCLE	
✓	Unremarkable		Parasites	✓	Unremarkable
	None	SPLEEN			Soft
	Excessive	✓	Unremarkable		Parasites
LIVER			Enlarged	TUMORS	
✓	Unremarkable		Shrunken	NA	Liver
	Discolored		Discolored		I Baumann
	Yellowish		Ceroid Pigment Centers		II Scale
	Pale	GAS BLADDER			III
	Enlarged	NA	Unremarkable		
	Growths		Fluid	PYLORIC CAECA	
	Parasites		Growths	NA	Unremarkable
GALLBLADDER		KIDNEYS			Parasites
UD	Empty	✓	Unremarkable	TESTIS UD	
	Full		Pale		Immature
	Yellow		Swollen		Mature
	Green		Soft		Ripe
	Enlarged		Hemorrhagic		Constructed
	Parasites		Stones		Growth
STOMACH			Growths	OTHER OBSERVATIONS	
✓	Unremarkable		Cysts		
✓	Empty		Parasites (urinary bladder)		
	Food	COMMENTS: (a) RE JW 10-8-14			
	Mucous	(b) SM = small mouth flounder JW 10-8-14 (c)			
	Fluid	NA = not applicable; NE = not evaluated; RE = recording error; UD = undetermined			
	Hemorrhagic	(c) RE JW 10-8-14			

SPECIMEN DATA FORM

CHECKLIST FOR PHYSICAL EXAMINATION OF FISHES		
Collection Date: 10-5-14	Examined By:	Camera: NA
Exam Date: 10-5-14	Recorded By:	Photo numbers: NA
Sex: UD Gonad Not Recovered	Body Weight (g): 1.4	Tissues Photographed: NA
Specimen ID: SM01 @	Gonad Weight (g): UD	

EXTERNAL PHYSICAL EXAMINATION					
BODY FORM		ISTHMUS		BRANCHIAL CAVITY	
✓	Unremarkable	✓	Unremarkable	✓	Unremarkable
	Emaciated		Enlarged		Growths
	Truncate		Hemorrhagic		Parasites
	Scoliosis	EYES		UROGENITAL OPENING	
	Lordosis	✓	Unremarkable	✓	Unremarkable
BODY SURFACE			Popeye		Inflamed
✓	Unremarkable		Cloudy cornea	ANUS	
	Raised scales		Missing	✓	Unremarkable
	Swollen		Lens deformed		Inflamed
	Lesions		Lens parasites	LESIONS – Location(s)	
	Excess mucous		Lens cataract	NA	Fins
	Reoriented scales	FINS			Head
	Growths	✓	Unremarkable		Eyes
	Parasites		Frayed – eroded		Mouth
	Wounds		Parasites		Peduncle
	Wounds - lamprey		Hemorrhagic		Ventral
LIPS AND JAWS			Gas Bubbles		Dorsal
✓	Unremarkable	FINS - ERODED			Lateral
	Deformed	NA	Dorsal	BEHAVIOR	
	Growths		Pectoral	NA	Gasping
SNOUT			Pelvic		Flashing
✓	Unremarkable		Anal		Lethargic
	Pugnose (Pughead)		Adipose		Fin twitching
	Growths		Caudal		Convulsions
	Abrasions	GILLS			Head Up-Tail Down
BARBELS		✓	Unremarkable		Head-tail whirling
NA	Unremarkable		Bright red		Pectoral fins folded forwarded
	Deformed		Brown		Belly up
	Missing		Gas bubbles		Loss of balance
OPERCLE			Parasites		Long axis whirling
✓	Unremarkable	PSEUDOBRANCH		OTHER OBSERVATIONS	
	Incomplete	✓	Unremarkable		
	Deformed		Enlarged		

INTERNAL PHYSICAL EXAMINATION					
BODY CAVITY		INTESTINES		OVARIES UD	
✓	Unremarkable	✓	Unremarkable		Immature
	Fluid – clear		Flaccid		Mature
	Fluid – bloody		Mucous		Ripe
	Fluid – cloudy	✓	Feces		Reabsorbing
	Adhesions		Fluid		Growth
MESENTERIC FAT			Hemorrhagic	MUSCLE	
✓	Unremarkable		Parasites	✓	Unremarkable
	None	SPLEEN			Soft
	Excessive	✓	Unremarkable		Parasites
LIVER			Enlarged	TUMORS	
✓	Unremarkable		Shrunken	NA	Liver
	Discolored		Discolored		I Baumann
	Yellowish		Ceroid Pigment Centers		II Scale
	Pale	GAS BLADDER			III
	Enlarged	NA	Unremarkable		
	Growths		Fluid	PYLORIC CAECA	
	Parasites		Growths	NA	Unremarkable
GALLBLADDER		KIDNEYS			Parasites
UD	Empty	✓	Unremarkable	TESTIS UD	
	Full		Pale		Immature
	Yellow		Swollen		Mature
	Green		Soft		Ripe
	Enlarged		Hemorrhagic		Constricted
	Parasites		Stones		Growth
STOMACH			Growths	OTHER OBSERVATIONS	
✓	Unremarkable		Cysts		
✓	Empty		Parasites (urinary bladder)		
	Food	COMMENTS: @SM = smallmouth flounder TW 10-8-14			
	Mucous				
	Fluid				
	Hemorrhagic	NA = not applicable; NE = not evaluated; RE = recording error; UD = undetermined			

SPECIMEN DATA FORM

CHECKLIST FOR PHYSICAL EXAMINATION OF FISHES		
Collection Date: 10-5-14	Examined By:	Camera: NA
Exam Date: 10-5-14	Recorded By:	Photo numbers: NA
Sex: UD Gonad not recovered	Body Weight (g): 0.7	Tissues Photographed: NA
Specimen ID: NG01 (2)	Gonad Weight (g): UD	

EXTERNAL PHYSICAL EXAMINATION					
BODY FORM		ISTHMUS		BRANCHIAL CAVITY	
✓	Unremarkable	✓	Unremarkable	✓	Unremarkable
	Emaciated		Enlarged		Growths
	Truncate		Hemorrhagic		Parasites
	Scoliosis	EYES		UROGENITAL OPENING	
	Lordosis	✓	Unremarkable	✓	Unremarkable
BODY SURFACE			Popeye		Inflamed
✓	Unremarkable		Cloudy cornea	ANUS	
	Raised scales		Missing	✓	Unremarkable
	Swollen		Lens deformed		Inflamed
	Lesions		Lens parasites	LESIONS – Location(s)	
	Excess mucous		Lens cataract	NA	Fins
	Reoriented scales	FINS			Head
	Growths	✓	Unremarkable		Eyes
	Parasites		Frayed – eroded		Mouth
	Wounds		Parasites		Peduncle
	Wounds - lamprey		Hemorrhagic		Ventral
LIPS AND JAWS			Gas Bubbles		Dorsal
✓	Unremarkable	FINS - ERODED			Lateral
	Deformed	NA	Dorsal	BEHAVIOR	
	Growths		Pectoral	NE	Gasping
SNOUT			Pelvic		Flashing
✓	Unremarkable		Anal		Lethargic
	Pugnose (Pughead)		Adipose		Fin twitching
	Growths		Caudal		Convulsions
	Abrasions	GILLS			Head Up-Tail Down
BARBELS		✓	Unremarkable		Head-tail whirling
NA	Unremarkable		Bright red		Pectoral fins folded forwarded
	Deformed		Brown		Belly up
	Missing		Gas bubbles		Loss of balance
OPERCLE			Parasites		Long axis whirling
✓	Unremarkable	PSEUDOBRANCH		OTHER OBSERVATIONS	
	Incomplete	UD	Unremarkable		
	Deformed		Enlarged		

INTERNAL PHYSICAL EXAMINATION					
BODY CAVITY		INTESTINES		OVARIES UD	
✓	Unremarkable	✓	Unremarkable		Immature
	Fluid – clear		Flaccid		Mature
	Fluid – bloody		Mucous		Ripe
	Fluid – cloudy		Feces		Reabsorbing
	Adhesions		Fluid		Growth
MESENTERIC FAT			Hemorrhagic	MUSCLE	
✓	Unremarkable		Parasites	✓	Unremarkable
	None	SPLEEN			Soft
	Excessive	✓	Unremarkable		Parasites
LIVER			Enlarged	TUMORS	
✓	Unremarkable		Shrunken	NA	Liver
	Discolored		Discolored		I Baumann
	Yellowish		Ceroid Pigment Centers		II Scale
	Pale	GAS BLADDER			III
	Enlarged	UD	Unremarkable		
	Growths		Fluid	PYLORIC CAECA	
	Parasites		Growths	NA	Unremarkable
GALLBLADDER		KIDNEYS			Parasites
UD	Empty	✓	Unremarkable	TESTIS UD	
	Full		Pale		Immature
	Yellow		Swollen		Mature
	Green		Soft		Ripe
	Enlarged		Hemorrhagic		Constructed
	Parasites		Stones		Growth
STOMACH			Growths	OTHER OBSERVATIONS	
✓	Unremarkable		Cysts		
✓	Empty		Parasites (urinary bladder)		
	Food	COMMENTS: NG = naked goby DW 10-8-14			
	Mucous				
	Fluid				
	Hemorrhagic	NA = not applicable; NE = not evaluated; RE = recording error; UD = undetermined			

SPECIMEN DATA FORM

CHECKLIST FOR PHYSICAL EXAMINATION OF FISHES		
Collection Date: 10-5-14	Examined By:	Camera: NA
Exam Date: 10-5-14	Recorded By:	Photo numbers: NA
Sex: UD Too immature to sex	Body Weight (g): 22.4	Tissues Photographed: NA
Specimen ID: SR05 (a)	Gonad Weight (g): 0.02	

EXTERNAL PHYSICAL EXAMINATION					
BODY FORM		ISTHMUS		BRANCHIAL CAVITY	
✓	Unremarkable	✓	Unremarkable	✓	Unremarkable
	Emaciated		Enlarged		Growths
	Truncate		Hemorrhagic		Parasites
	Scoliosis	EYES		UROGENITAL OPENING	
	Lordosis	✓	Unremarkable	✓	Unremarkable
BODY SURFACE			Popeye		Inflamed
✓	Unremarkable		Cloudy cornea	ANUS	
	Raised scales		Missing	✓	Unremarkable
	Swollen		Lens deformed		Inflamed
	Lesions		Lens parasites	LESIONS – Location(s)	
	Excess mucous		Lens cataract	NA	Fins
	Reoriented scales	FINS			Head
	Growths	✓	Unremarkable		Eyes
	Parasites		Frayed – eroded		Mouth
	Wounds		Parasites		Peduncle
	Wounds - lamprey		Hemorrhagic		Ventral
LIPS AND JAWS			Gas Bubbles		Dorsal
✓	Unremarkable	FINS - ERODED			Lateral
	Deformed	NA	Dorsal	BEHAVIOR	
	Growths		Pectoral	NE	Gasping
SNOUT			Pelvic		Flashing
✓	Unremarkable		Anal		Lethargic
	Pugnose (Pughead)		Adipose		Fin twitching
	Growths		Caudal		Convulsions
	Abrasions	GILLS			Head Up-Tail Down
BARBELS		✓	Unremarkable		Head-tail whirling
NA	Unremarkable		Bright red		Pectoral fins folded forwarded
	Deformed		Brown		Belly up
	Missing		Gas bubbles		Loss of balance
OPERCLE			Parasites		Long axis whirling
✓	Unremarkable	PSEUDOBRANCH		OTHER OBSERVATIONS	
	Incomplete	✓	Unremarkable		
	Deformed		Enlarged		

INTERNAL PHYSICAL EXAMINATION					
BODY CAVITY		INTESTINES		OVARIES UD	
✓	Unremarkable	✓	Unremarkable		Immature
	Fluid – clear		Flaccid		Mature
	Fluid – bloody		Mucous		Ripe
	Fluid – cloudy		Feces		Reabsorbing
	Adhesions		Fluid		Growth
MESENTERIC FAT			Hemorrhagic	MUSCLE	
✓	Unremarkable		Parasites	✓	Unremarkable
	None	SPLEEN			Soft
	Excessive	✓	Unremarkable		Parasites
LIVER			Enlarged	TUMORS	
✓	Unremarkable		Shrunken	NA	Liver
	Discolored		Discolored		I Baumann
	Yellowish		Ceroid Pigment Centers		II Scale
	Pale	GAS BLADDER			III
	Enlarged	✓	Unremarkable		
	Growths		Fluid	PYLORIC CAECA	
	Parasites		Growths	✓	Unremarkable
GALLBLADDER		KIDNEYS			Parasites
✓	Empty	✓	Unremarkable	TESTIS UD	
	Full		Pale		Immature
	Yellow		Swollen		Mature
	Green		Soft		Ripe
	Enlarged		Hemorrhagic		Constructed
	Parasites		Stones		Growth
STOMACH			Growths	OTHER OBSERVATIONS	
✓	Unremarkable		Cysts		
	Empty		Parasites (urinary bladder)		
✓	Food	COMMENTS: @ SR = Striped Sea robin DW 10-8-14			
	Mucous				
	Fluid				
	Hemorrhagic	NA = not applicable; NE = not evaluated; RE = recording error; UD = undetermined			

SPECIMEN DATA FORM

CHECKLIST FOR PHYSICAL EXAMINATION OF FISHES		
Collection Date: 10-8-14	Examined By:	Camera: NA
Exam Date: 10-8-14	Recorded By:	Photo numbers: NA
Sex: UD Two immature to check	Body Weight (g): 34.3	Tissues Photographed: NA
Specimen ID: SR04 @	Gonad Weight (g): 0.05	

EXTERNAL PHYSICAL EXAMINATION					
BODY FORM		ISTHMUS		BRANCHIAL CAVITY	
✓	Unremarkable	✓	Unremarkable	✓	Unremarkable
	Emaciated		Enlarged		Growths
	Truncate		Hemorrhagic		Parasites
	Scoliosis	EYES		UROGENITAL OPENING	
	Lordosis	✓	Unremarkable	✓	Unremarkable
BODY SURFACE			Popeye		Inflamed
✓	Unremarkable		Cloudy cornea	ANUS	
	Raised scales		Missing	✓	Unremarkable
	Swollen		Lens deformed		Inflamed
	Lesions		Lens parasites	LESIONS – Location(s)	
	Excess mucous		Lens cataract	NA	Fins
	Reoriented scales	FINS			Head
	Growths	✓	Unremarkable		Eyes
	Parasites		Frayed – eroded		Mouth
	Wounds		Parasites		Peduncle
	Wounds - lamprey		Hemorrhagic		Ventral
LIPS AND JAWS			Gas Bubbles		Dorsal
✓	Unremarkable	FINS - ERODED			Lateral
	Deformed	NA	Dorsal	BEHAVIOR	
	Growths		Pectoral	NE	Gasping
SNOUT			Pelvic		Flashing
✓	Unremarkable		Anal		Lethargic
	Pugnose (Pughead)		Adipose		Fin twitching
	Growths		Caudal		Convulsions
	Abrasions	GILLS			Head Up-Tail Down
BARBELS		✓	Unremarkable		Head-tail whirling
NA	Unremarkable		Bright red		Pectoral fins folded forwarded
	Deformed		Brown		Belly up
	Missing		Gas bubbles		Loss of balance
OPERCLE			Parasites		Long axis whirling
✓	Unremarkable	PSEUDOBRANCH		OTHER OBSERVATIONS	
	Incomplete	✓	Unremarkable		
	Deformed		Enlarged		

INTERNAL PHYSICAL EXAMINATION					
BODY CAVITY		INTESTINES		OVARIES UD	
✓	Unremarkable	✓	Unremarkable		Immature
	Fluid – clear		Flaccid		Mature
	Fluid – bloody		Mucous		Ripe
	Fluid – cloudy	✓	Feces		Reabsorbing
	Adhesions		Fluid		Growth
MESENTERIC FAT			Hemorrhagic	MUSCLE	
✓	Unremarkable		Parasites	✓	Unremarkable
	None	SPLEEN			Soft
	Excessive	✓	Unremarkable		Parasites
LIVER			Enlarged	TUMORS	
✓	Unremarkable		Shrunken	NA	Liver
	Discolored		Discolored		I Baumann
	Yellowish		Ceroid Pigment Centers		II Scale
	Pale	GAS BLADDER			III
	Enlarged	✓	Unremarkable		
	Growths		Fluid	PYLORIC CAECA	
	Parasites		Growths	✓	Unremarkable
GALLBLADDER		KIDNEYS			Parasites
✓	Empty	✓	Unremarkable	TESTIS UD	
	Full		Pale		Immature
	Yellow		Swollen		Mature
	Green		Soft		Ripe
	Enlarged		Hemorrhagic		Constructed
	Parasites		Stones		Growth
STOMACH			Growths	OTHER OBSERVATIONS	
✓	Unremarkable		Cysts		
	Empty		Parasites (urinary bladder)		
✓	Food	COMMENTS: @ SR = Striped Sea robin JW 10-8-14			
	Mucous				
	Fluid				
	Hemorrhagic	NA = not applicable; NE = not evaluated; RE = recording error; UD = undetermined			

SPECIMEN DATA FORM

CHECKLIST FOR PHYSICAL EXAMINATION OF FISHES		
Collection Date: 10-5-14	Examined By:	Camera: NA
Exam Date: 10-5-14	Recorded By:	Photo numbers: NA
Sex: UD Too immature to sex	Body Weight (g): ~~38.6~~ 28.2	Tissues Photographed: NA
Specimen ID: SR03 (b)	Gonad Weight (g): 0.03 (c)	

EXTERNAL PHYSICAL EXAMINATION					
BODY FORM		ISTHMUS		BRANCHIAL CAVITY	
✓	Unremarkable	✓	Unremarkable	✓	Unremarkable
	Emaciated		Enlarged		Growths
	Truncate		Hemorrhagic		Parasites
	Scoliosis	EYES		UROGENITAL OPENING	
	Lordosis	✓	Unremarkable	✓	Unremarkable
BODY SURFACE			Popeye		Inflamed
✓	Unremarkable		Cloudy cornea	ANUS	
	Raised scales		Missing	✓	Unremarkable
	Swollen		Lens deformed		Inflamed
	Lesions		Lens parasites	LESIONS – Location(s)	
	Excess mucous		Lens cataract	NA	Fins
	Reorlented scales	FINS			Head
	Growths	✓	Unremarkable		Eyes
	Parasites		Frayed – eroded		Mouth
	Wounds		Parasites		Peduncle
	Wounds - lamprey		Hemorrhagic		Ventral
LIPS AND JAWS			Gas Bubbles		Dorsal
✓	Unremarkable	FINS - ERODED			Lateral
	Deformed	NA	Dorsal	BEHAVIOR	
	Growths		Pectoral	NE	Gasping
SNOUT			Pelvic		Flashing
✓	Unremarkable		Anal		Lethargic
	Pugnose (Pughead)		Adipose		Fin twitching
	Growths		Caudal		Convulsions
	Abrasions	GILLS			Head Up-Tail Down
BARBELS		✓	Unremarkable		Head-tail whirling
NA	Unremarkable		Bright red		Pectoral fins folded forwarded
	Deformed		Brown		Belly up
	Missing		Gas bubbles		Loss of balance
OPERCLE			Parasites		Long axis whirling
✓	Unremarkable	PSEUDOBRANCH		OTHER OBSERVATIONS	
	Incomplete	✓	Unremarkable		
	Deformed		Enlarged		

INTERNAL PHYSICAL EXAMINATION					
BODY CAVITY		INTESTINES		OVARIES UD	
✓	Unremarkable	✓	Unremarkable		Immature
	Fluid – clear		Flaccid		Mature
	Fluid – bloody	✓	Mucous		Ripe
	Fluid – cloudy	✓	Feces		Reabsorbing
	Adhesions		Fluid		Growth
MESENTERIC FAT			Hemorrhagic	MUSCLE	
✓	Unremarkable		Parasites	✓	Unremarkable
	None	SPLEEN			Soft
	Excessive	✓	Unremarkable		Parasites
LIVER			Enlarged	TUMORS	
✓	Unremarkable		Shrunken	NA	Liver
	Discolored		Discolored		I Baumann
	Yellowish		Ceroid Pigment Centers		II Scale
	Pale	(a) GAS BLADDER			III
	Enlarged	NA	Unremarkable		
	Growths		Fluid	PYLORIC CAECA	
	Parasites		Growths	✓	Unremarkable
GALLBLADDER		KIDNEYS			Parasites
✓	Empty	✓	Unremarkable	TESTIS UD	
	Full		Pale		Immature
	Yellow		Swollen		Mature
	Green		Soft		Ripe
	Enlarged		Hemorrhagic		Constructed
	Parasites		Stones		Growth
STOMACH			Growths	OTHER OBSERVATIONS	
✓	Unremarkable		Cysts		
~	Empty		Parasites (urinary bladder)		
	Food	COMMENTS:			
	Mucous	(a) RE JW 10-8-14			
	Fluid	(b) SR = striped sea robin JW 10-5-14			
	Hemorrhagic	NA = not applicable; NE = not evaluated; RE = recording error; UD = undetermined			

(c) Body weight corrected based on client review JW 6-14-19

SPECIMEN DATA FORM

CHECKLIST FOR PHYSICAL EXAMINATION OF FISHES

Collection Date: 10-9-14	Examined By:	Camera: NA
Exam Date: 10-9-14	Recorded By:	Photo numbers: NA
Sex: F	Body Weight (g): 158	Tissues Photographed: NA
Specimen ID: NBO3LKSAN019 (b) HA (a)	Gonad Weight (g): 1.41	

EXTERNAL PHYSICAL EXAMINATION

BODY FORM		ISTHMUS		BRANCHIAL CAVITY	
✓	Unremarkable	✓	Unremarkable	✓	Unremarkable
	Emaciated		Enlarged		Growths
	Truncate		Hemorrhagic		Parasites
	Scoliosis	EYES		UROGENITAL OPENING	
	Lordosis	✓	Unremarkable	✓	Unremarkable
BODY SURFACE			Popeye		Inflamed
✓	Unremarkable		Cloudy cornea	ANUS	
	Raised scales		Missing	✓	Unremarkable
	Swollen		Lens deformed		Inflamed
	Lesions		Lens parasites	LESIONS – Location(s)	
	Excess mucous		Lens cataract	NA	Fins
	Reoriented scales	FINS			Head
	Growths	✓	Unremarkable		Eyes
	Parasites		Frayed – eroded		Mouth
	Wounds		Parasites		Peduncle
	Wounds - lamprey		Hemorrhagic		Ventral
LIPS AND JAWS			Gas Bubbles		Dorsal
✓	Unremarkable	FINS - ERODED			Lateral
	Deformed	NA	Dorsal	BEHAVIOR	
	Growths		Pectoral	NE	Gasping
SNOUT			Pelvic		Flashing
✓	Unremarkable		Anal		Lethargic
	Pugnose (Pughead)		Adipose		Fin twitching
	Growths		Caudal		Convulsions
	Abrasions	GILLS			Head Up-Tail Down
BARBELS		✓	Unremarkable		Head-tail whirling
✓	Unremarkable		Bright red		Pectoral fins folded forwarded
	Deformed		Brown		Belly up
	Missing		Gas bubbles		Loss of balance
OPERCLE			Parasites		Long axis whirling
✓	Unremarkable	PSEUDOBRANCH		OTHER OBSERVATIONS	
	Incomplete	✓	Unremarkable		
	Deformed		Enlarged		

INTERNAL PHYSICAL EXAMINATION

BODY CAVITY		INTESTINES		OVARIES	
✓	Unremarkable	✓	Unremarkable		Immature
	Fluid – clear		Flaccid	✓	Mature
	Fluid – bloody		Mucous		Ripe
	Fluid – cloudy		Feces		Reabsorbing
	Adhesions		Fluid		Growth
MESENTERIC FAT			Hemorrhagic	MUSCLE	
✓	Unremarkable		Parasites	✓	Unremarkable
	None	SPLEEN			Soft
	Excessive	✓	Unremarkable		Parasites
LIVER			Enlarged	TUMORS	
✓	Unremarkable		Shrunken	NA	Liver
	Discolored		Discolored		I Baumann
	Yellowish		Ceroid Pigment Centers		II Scale
	Pale	GAS BLADDER			III
	Enlarged	✓	Unremarkable		
	Growths		Fluid	PYLORIC CAECA	
	Parasites		Growths	✓	Unremarkable
GALLBLADDER		KIDNEYS			Parasites
✓	Empty	✓	Unremarkable	TESTIS	
	Full		Pale	NA	Immature
	Yellow		Swollen		Mature
	Green		Soft		Ripe
	Enlarged		Hemorrhagic		Constructed
	Parasites		Stones		Growth
STOMACH			Growths	OTHER OBSERVATIONS	
✓	Unremarkable		Cysts		
	Empty		Parasites (urinary bladder)		
✓	Food	COMMENTS	(a) RE TW 10-9-14		
	Mucous		(b) HA = hake TW 10-9-14		
	Fluid				
	Hemorrhagic	NA = not applicable; NE = not evaluated; RE = recording error; UD = undetermined			

SPECIMEN DATA FORM

CHECKLIST FOR PHYSICAL EXAMINATION OF FISHES

Collection Date: 10-9-14	Examined By: [signature]	Camera: NA
Exam Date: 10-9-14	Recorded By: [signature]	Photo numbers: [illegible] (b) NA
Sex: M	Body Weight (g): 340	Tissues Photographed: ~~Swim Bladder~~ (b) NA
Specimen ID: NB03WAEN016 (c)	Gonad Weight (g): 0.22	

EXTERNAL PHYSICAL EXAMINATION

BODY FORM		ISTHMUS		BRANCHIAL CAVITY	
✓	Unremarkable	✓	Unremarkable	✓	Unremarkable
	Emaciated		Enlarged		Growths
	Truncate		Hemorrhagic		Parasites
	Scoliosis	EYES		UROGENITAL OPENING	
	Lordosis	✓	Unremarkable	✓	Unremarkable
BODY SURFACE			Popeye		Inflamed
✓	Unremarkable		Cloudy cornea	ANUS	
	Raised scales		Missing	✓	Unremarkable
	Swollen		Lens deformed		Inflamed
	Lesions		Lens parasites	LESIONS – Location(s)	
	Excess mucous		Lens cataract	NA	Fins
	Reoriented scales	FINS			Head
	Growths	✓	Unremarkable		Eyes
	Parasites		Frayed – eroded		Mouth
	Wounds		Parasites		Peduncle
	Wounds - lamprey		Hemorrhagic		Ventral
LIPS AND JAWS			Gas Bubbles		Dorsal
✓	Unremarkable	FINS - ERODED			Lateral
	Deformed	NA	Dorsal	BEHAVIOR	
	Growths		Pectoral	NE	Gasping
SNOUT			Pelvic		Flashing
✓	Unremarkable		Anal		Lethargic
	Pugnose (Pughead)		Adipose		Fin twitching
	Growths		Caudal		Convulsions
	Abrasions	GILLS			Head Up-Tail Down
BARBELS		✓	Unremarkable		Head-tail whirling
NA	Unremarkable		Bright red		Pectoral fins folded forwarded
	Deformed		Brown		Belly up
	Missing		Gas bubbles		Loss of balance
OPERCLE			Parasites		Long axis whirling
✓	Unremarkable	PSEUDOBRANCH		OTHER OBSERVATIONS	
	Incomplete	✓	Unremarkable		
	Deformed		Enlarged		

INTERNAL PHYSICAL EXAMINATION

BODY CAVITY		INTESTINES		OVARIES (a)	
✓	Unremarkable	✓	Unremarkable	NA	Immature
	Fluid – clear		Flaccid		Mature
	Fluid – bloody		Mucous		Ripe
	Fluid – cloudy	✓	Feces		Reabsorbing
	Adhesions		Fluid		Growth
MESENTERIC FAT			Hemorrhagic	MUSCLE	
✓	Unremarkable		Parasites	✓	Unremarkable
	None	SPLEEN			Soft
	Excessive	✓	Unremarkable		Parasites
LIVER			Enlarged	TUMORS	
✓	Unremarkable		Shrunken	NA	Liver
	Discolored		Discolored		I Baumann
	Yellowish		Ceroid Pigment Centers		II Scale
	Pale	GAS BLADDER			III
	Enlarged	✓	Unremarkable		
	Growths		Fluid	PYLORIC CAECA	
	Parasites		Growths	NA	Unremarkable
GALLBLADDER		KIDNEYS			Parasites
	Empty	✓	Unremarkable	TESTIS	
✓	Full		Pale		Immature
	Yellow		Swollen	✓	Mature
	Green		Soft		Ripe
	Enlarged		Hemorrhagic		Constructed
	Parasites		Stones		Growth
STOMACH			Growths	OTHER OBSERVATIONS	
✓	Unremarkable		Cysts		
✓	Empty		Parasites (urinary bladder)		
	Food				
	Mucous				
	Fluid				
	Hemorrhagic				

COMMENTS: (a) RE JW 10-9-14 (c) AE = American eel JW 10-9-14
(b) RE JW 10-9-14

NA = not applicable; NE = not evaluated; RE = recording error; UD = undetermined

SPECIMEN DATA FORM

CHECKLIST FOR PHYSICAL EXAMINATION OF FISHES		
Collection Date: 10-8-14	Examined By:	Camera: NA
Exam Date: 10-8-14	Recorded By:	Photo numbers: NA
Sex: F	Body Weight (g): 189	Tissues Photographed: NA
Specimen ID: SB02 @	Gonad Weight (g): 0.87	

EXTERNAL PHYSICAL EXAMINATION					
BODY FORM		ISTHMUS		BRANCHIAL CAVITY	
✓	Unremarkable	✓	Unremarkable	✓	Unremarkable
	Emaciated		Enlarged		Growths
	Truncate		Hemorrhagic		Parasites
	Scoliosis	EYES		UROGENITAL OPENING	
	Lordosis	✓	Unremarkable	✓	Unremarkable
BODY SURFACE			Popeye		Inflamed
✓	Unremarkable		Cloudy cornea	ANUS	
	Raised scales		Missing	✓	Unremarkable
	Swollen		Lens deformed		Inflamed
	Lesions		Lens parasites	LESIONS – Location(s)	
	Excess mucous		Lens cataract	NA	Fins
	Reoriented scales	FINS			Head
	Growths	✓	Unremarkable		Eyes
	Parasites		Frayed – eroded		Mouth
	Wounds		Parasites		Peduncle
	Wounds - lamprey		Hemorrhagic		Ventral
LIPS AND JAWS			Gas Bubbles		Dorsal
✓	Unremarkable	FINS - ERODED			Lateral
	Deformed	NA	Dorsal	BEHAVIOR	
	Growths		Pectoral	NE	Gasping
SNOUT			Pelvic		Flashing
✓	Unremarkable		Anal		Lethargic
	Pugnose (Pughead)		Adipose		Fin twitching
	Growths		Caudal		Convulsions
	Abrasions	GILLS			Head Up-Tail Down
BARBELS		✓	Unremarkable		Head-tail whirling
NA	Unremarkable		Bright red		Pectoral fins folded forwarded
	Deformed		Brown		Belly up
	Missing		Gas bubbles		Loss of balance
OPERCLE			Parasites		Long axis whirling
✓	Unremarkable	PSEUDOBRANCH		OTHER OBSERVATIONS	
	Incomplete	✓	Unremarkable		
	Deformed		Enlarged		

INTERNAL PHYSICAL EXAMINATION					
BODY CAVITY		INTESTINES		OVARIES	
✓	Unremarkable	✓	Unremarkable	✓	Immature
	Fluid – clear		Flaccid		Mature
	Fluid – bloody	✓	Mucous		Ripe
	Fluid – cloudy	✓	Feces		Reabsorbing
	Adhesions		Fluid		Growth
MESENTERIC FAT			Hemorrhagic	MUSCLE	
✓	Unremarkable		Parasites	✓	Unremarkable
	None	SPLEEN			Soft
	Excessive	✓	Unremarkable		Parasites
LIVER			Enlarged	TUMORS	
✓	Unremarkable		Shrunken	NA	Liver
	Discolored		Discolored		I Baumann
	Yellowish		Ceroid Pigment Centers		II Scale
	Pale	GAS BLADDER			III
	Enlarged	✓	Unremarkable		
	Growths		Fluid	PYLORIC CAECA	
	Parasites		Growths	NA	Unremarkable
GALLBLADDER		KIDNEYS			Parasites
	Empty	✓	Unremarkable	TESTIS	
✓	Full		Pale	NA	Immature
	Yellow		Swollen		Mature
✓	Green		Soft		Ripe
	Enlarged		Hemorrhagic		Constructed
	Parasites		Stones		Growth
STOMACH			Growths	OTHER OBSERVATIONS	
✓	Unremarkable		Cysts		
✓	Empty		Parasites (urinary bladder)		
	Food	COMMENTS: @ SB = striped bass JW 10-8-14			
	Mucous				
	Fluid				
	Hemorrhagic	NA = not applicable; NE = not evaluated; RE = recording error; UD = undetermined			

SPECIMEN DATA FORM

CHECKLIST FOR PHYSICAL EXAMINATION OF FISHES

Collection Date: 10-9-14	Examined By:	Camera: TG3 Olympus
Exam Date: 10-9-14	Recorded By:	Photo numbers: 6
Sex: UD Gonads Not Recovered	Body Weight (g): 27.9	Tissues Photographed: Swim Bladder Parasites
Specimen ID: NB03WAEN017	Gonad Weight (g): UD	

EXTERNAL PHYSICAL EXAMINATION

BODY FORM		ISTHMUS		BRANCHIAL CAVITY	
✓	Unremarkable	✓	Unremarkable	✓	Unremarkable
	Emaciated		Enlarged		Growths
	Truncate		Hemorrhagic		Parasites
	Scoliosis	EYES		UROGENITAL OPENING	
	Lordosis	✓	Unremarkable	✓	Unremarkable
BODY SURFACE			Popeye		Inflamed
✓	Unremarkable		Cloudy cornea	ANUS	
	Raised scales		Missing	✓	Unremarkable
	Swollen		Lens deformed		Inflamed
	Lesions		Lens parasites	LESIONS – Location(s)	
	Excess mucous		Lens cataract	NA	Fins
	Reoriented scales	FINS			Head
	Growths	✓	Unremarkable		Eyes
	Parasites		Frayed – eroded		Mouth
	Wounds		Parasites		Peduncle
	Wounds - lamprey		Hemorrhagic		Ventral
LIPS AND JAWS			Gas Bubbles		Dorsal
✓	Unremarkable	FINS - ERODED			Lateral
	Deformed	NA	Dorsal	BEHAVIOR	
	Growths		Pectoral	NE	Gasping
SNOUT			Pelvic		Flashing
✓	Unremarkable		Anal		Lethargic
	Pugnose (Pughead)		Adipose		Fin twitching
	Growths		Caudal		Convulsions
	Abrasions	GILLS			Head Up-Tail Down
BARBELS		✓	Unremarkable		Head-tail whirling
NA	Unremarkable		Bright red		Pectoral fins folded forwarded
	Deformed		Brown		Belly up
	Missing		Gas bubbles		Loss of balance
OPERCLE			Parasites		Long axis whirling
✓	Unremarkable	PSEUDOBRANCH		OTHER OBSERVATIONS	
	Incomplete	✓	Unremarkable		
	Deformed		Enlarged		

INTERNAL PHYSICAL EXAMINATION

BODY CAVITY		INTESTINES		OVARIES UD	
✓	Unremarkable	✓	Unremarkable		Immature
	Fluid – clear		Flaccid		Mature
	Fluid – bloody	✓	Mucous		Ripe
	Fluid – cloudy		Feces		Reabsorbing
	Adhesions		Fluid		Growth
MESENTERIC FAT			Hemorrhagic	MUSCLE	
✓	Unremarkable		Parasites	✓	Unremarkable
	None	SPLEEN			Soft
	Excessive	✓	Unremarkable		Parasites
LIVER			Enlarged	TUMORS	
✓	Unremarkable		Shrunken	NA	Liver
	Discolored		Discolored		I Baumann
	Yellowish		Ceroid Pigment Centers		II Scale
	Pale	GAS BLADDER See other			III
	Enlarged		Unremarkable		
	Growths		Fluid	PYLORIC CAECA	
	Parasites		Growths	NA	Unremarkable
GALLBLADDER		KIDNEYS			Parasites
UD	Empty	✓	Unremarkable	TESTIS UD	
	Full		Pale		Immature
	Yellow		Swollen		Mature
	Green		Soft		Ripe
	Enlarged		Hemorrhagic		Constructed
	Parasites		Stones		Growth
STOMACH			Growths	OTHER OBSERVATIONS	
✓	Unremarkable		Cysts	Gas (swim) Bladder Parasites	
	Empty		Parasites (urinary bladder)		
✓	Food	COMMENTS: (12) AE = American eel TW 10-9-14			
	Mucous				
	Fluid				
	Hemorrhagic	NA = not applicable; NE = not evaluated; RE = recording error; UD = undetermined			

SPECIMEN DATA FORM

CHECKLIST FOR PHYSICAL EXAMINATION OF FISHES		
Collection Date: 10-9-14	Examined By:	Camera: NA
Exam Date: 10-9-14	Recorded By:	Photo numbers: NA
Sex: F	Body Weight (g): 37.0	Tissues Photographed: NA
Specimen ID: NBO3WWWN0720 @	Gonad Weight (g): 0.14	

EXTERNAL PHYSICAL EXAMINATION		
BODY FORM	**ISTHMUS**	**BRANCHIAL CAVITY**
✓ Unremarkable	✓ Unremarkable	✓ Unremarkable
Emaciated	Enlarged	Growths
Truncate	Hemorrhagic	Parasites
Scoliosis	**EYES**	**UROGENITAL OPENING**
Lordosis	✓ Unremarkable	✓ Unremarkable
BODY SURFACE	Popeye	Inflamed
✓ Unremarkable	Cloudy cornea	**ANUS**
Raised scales	Missing	✓ Unremarkable
Swollen	Lens deformed	Inflamed
Lesions	Lens parasites	**LESIONS – Location(s)**
Excess mucous	Lens cataract	NA Fins
Reoriented scales	**FINS**	Head
Growths	✓ Unremarkable	Eyes
Parasites	Frayed – eroded	Mouth
Wounds	Parasites	Peduncle
Wounds - lamprey	Hemorrhagic	Ventral
LIPS AND JAWS	Gas Bubbles	Dorsal
✓ Unremarkable	**FINS - ERODED**	Lateral
Deformed	NA Dorsal	**BEHAVIOR**
Growths	Pectoral	NE Gasping
SNOUT	Pelvic	Flashing
✓ Unremarkable	Anal	Lethargic
Pugnose (Pughead)	Adipose	Fin twitching
Growths	Caudal	Convulsions
Abrasions	**GILLS**	Head Up-Tail Down
BARBELS	✓ Unremarkable	Head-tail whirling
NA Unremarkable	Bright red	Pectoral fins folded forwarded
Deformed	Brown	Belly up
Missing	Gas bubbles	Loss of balance
OPERCLE	Parasites	Long axis whirling
✓ Unremarkable	**PSEUDOBRANCH**	**OTHER OBSERVATIONS**
Incomplete	✓ Unremarkable	
Deformed	Enlarged	

INTERNAL PHYSICAL EXAMINATION		
BODY CAVITY	**INTESTINES**	**OVARIES**
✓ Unremarkable	✓ Unremarkable	✓ Immature
Fluid – clear	Flaccid	Mature
Fluid – bloody	Mucous	Ripe
Fluid – cloudy	✓ Feces	Reabsorbing
Adhesions	Fluid	Growth
MESENTERIC FAT	Hemorrhagic	**MUSCLE**
✓ Unremarkable	Parasites	✓ Unremarkable
None	**SPLEEN**	Soft
Excessive	✓ Unremarkable	Parasites
LIVER	Enlarged	**TUMORS**
✓ Unremarkable	Shrunken	NA Liver
Discolored	Discolored	I Baumann
Yellowish	Ceroid Pigment Centers	II Scale
Pale	**GAS BLADDER**	III
Enlarged	NA Unremarkable	
Growths	Fluid	**PYLORIC CAECA**
Parasites	Growths	NA Unremarkable
GALLBLADDER	**KIDNEYS**	Parasites
✓ Empty	✓ Unremarkable	**TESTIS**
Full	Pale	NA Immature
Yellow	Swollen	Mature
Green	Soft	Ripe
Enlarged	Hemorrhagic	Constructed
Parasites	Stones	Growth
STOMACH	Growths	**OTHER OBSERVATIONS**
✓ Unremarkable	Cysts	
Empty	Parasites (urinary bladder)	
✓ Food	COMMENTS: @ WW = Windowpane flounder TW 10-9-14	
✓ Mucous		
Fluid		
Hemorrhagic	NA = not applicable; NE = not evaluated; RE = recording error; UD = undetermined	

SPECIMEN DATA FORM

CHECKLIST FOR PHYSICAL EXAMINATION OF FISHES

Collection Date: 10-9-14	Examined By:	Camera: NA
Exam Date: 10-9-14	Recorded By:	Photo numbers: NA
Sex: UD Gonad Not Recovered	Body Weight (g): 28.3	Tissues Photographed: NA
Specimen ID: NB03WWN021 (a)	Gonad Weight (g): UD	

EXTERNAL PHYSICAL EXAMINATION

BODY FORM		**ISTHMUS**		**BRANCHIAL CAVITY**	
✓	Unremarkable	✓	Unremarkable	✓	Unremarkable
	Emaciated		Enlarged		Growths
	Truncate		Hemorrhagic		Parasites
	Scoliosis	**EYES**		**UROGENITAL OPENING**	
	Lordosis	✓	Unremarkable	✓	Unremarkable
BODY SURFACE			Popeye		Inflamed
✓	Unremarkable		Cloudy cornea	**ANUS**	
	Raised scales		Missing	✓	Unremarkable
	Swollen		Lens deformed		Inflamed
	Lesions		Lens parasites	**LESIONS – Location(s)**	
	Excess mucous		Lens cataract	NA	Fins
	Reoriented scales	**FINS**			Head
	Growths	✓	Unremarkable		Eyes
	Parasites		Frayed – eroded		Mouth
	Wounds		Parasites		Peduncle
	Wounds - lamprey		Hemorrhagic		Ventral
LIPS AND JAWS			Gas Bubbles		Dorsal
✓	Unremarkable	**FINS - ERODED**			Lateral
	Deformed	NA	Dorsal	**BEHAVIOR**	
	Growths		Pectoral	NE	Gasping
SNOUT			Pelvic		Flashing
✓	Unremarkable		Anal		Lethargic
	Pugnose (Pughead)		Adipose		Fin twitching
	Growths		Caudal		Convulsions
	Abrasions	**GILLS**			Head Up-Tail Down
BARBELS		✓	Unremarkable		Head-tail whirling
NA	Unremarkable		Bright red		Pectoral fins folded forwarded
	Deformed		Brown		Belly up
	Missing		Gas bubbles		Loss of balance
OPERCLE			Parasites		Long axis whirling
✓	Unremarkable	**PSEUDOBRANCH**		**OTHER OBSERVATIONS**	
	Incomplete	✓	Unremarkable		
	Deformed		Enlarged		

INTERNAL PHYSICAL EXAMINATION

BODY CAVITY		**INTESTINES**		**OVARIES** UD	
✓	Unremarkable	✓	Unremarkable		Immature
	Fluid – clear		Flaccid		Mature
	Fluid – bloody		Mucous		Ripe
	Fluid – cloudy	✓	Feces		Reabsorbing
	Adhesions		Fluid		Growth
MESENTERIC FAT			Hemorrhagic	**MUSCLE**	
✓	Unremarkable		Parasites	✓	Unremarkable
	None	**SPLEEN**			Soft
	Excessive	✓	Unremarkable		Parasites
LIVER			Enlarged	**TUMORS**	
✓	Unremarkable		Shrunken	NA	Liver
	Discolored		Discolored		I Baumann
	Yellowish		Ceroid Pigment Centers		II Scale
	Pale	**GAS BLADDER**			III
	Enlarged	NA	Unremarkable		
	Growths		Fluid	**PYLORIC CAECA**	
	Parasites		Growths	NA	Unremarkable
GALLBLADDER		**KIDNEYS**			Parasites
UD	Empty	✓	Unremarkable	**TESTIS** UD	
	Full		Pale		Immature
	Yellow		Swollen		Mature
	Green		Soft		Ripe
	Enlarged		Hemorrhagic		Constructed
	Parasites		Stones		Growth
STOMACH			Growths	**OTHER OBSERVATIONS**	
✓	Unremarkable		Cysts		
	Empty		Parasites (urinary bladder)		
✓	Food	**COMMENTS:** (a) WW = window pane flounder JE 10-9-14			
	Mucous				
	Fluid				
	Hemorrhagic	NA = not applicable; NE = not evaluated; RE = recording error; UD = undetermined			

SPECIMEN DATA FORM

CHECKLIST FOR PHYSICAL EXAMINATION OF FISHES		
Collection Date: 10-9-14	Examined By:	Camera: NA
Exam Date: 10-9-14	Recorded By:	Photo numbers: NA
Sex: NB03WWWW023 ⓒ M	Body Weight (g): 22.1	Tissues Photographed: NA
Specimen ID: NB03WWWW022 ⓐⓑ	Gonad Weight (g): 0.03	

EXTERNAL PHYSICAL EXAMINATION

BODY FORM		ISTHMUS		BRANCHIAL CAVITY	
✓	Unremarkable	✓	Unremarkable	✓	Unremarkable
	Emaciated		Enlarged		Growths
	Truncate		Hemorrhagic		Parasites
	Scoliosis	EYES		UROGENITAL OPENING	
	Lordosis	✓	Unremarkable	✓	Unremarkable
BODY SURFACE			Popeye		Inflamed
✓	Unremarkable		Cloudy cornea	ANUS	
	Raised scales		Missing	✓	Unremarkable
	Swollen		Lens deformed		Inflamed
	Lesions		Lens parasites	LESIONS – Location(s)	
	Excess mucous		Lens cataract	NA	Fins
	Reoriented scales	FINS			Head
	Growths	✓	Unremarkable		Eyes
	Parasites		Frayed – eroded		Mouth
	Wounds		Parasites		Peduncle
	Wounds - lamprey		Hemorrhagic		Ventral
LIPS AND JAWS			Gas Bubbles		Dorsal
✓	Unremarkable	FINS - ERODED			Lateral
	Deformed	NA	Dorsal	BEHAVIOR	
	Growths		Pectoral	NE	Gasping
SNOUT			Pelvic		Flashing
✓	Unremarkable		Anal		Lethargic
	Pugnose (Pughead)		Adipose		Fin twitching
	Growths		Caudal		Convulsions
	Abrasions	GILLS			Head Up-Tail Down
BARBELS		✓	Unremarkable		Head-tail whirling
NA	Unremarkable		Bright red		Pectoral fins folded forwarded
	Deformed		Brown		Belly up
	Missing		Gas bubbles		Loss of balance
OPERCLE			Parasites		Long axis whirling
✓	Unremarkable	PSEUDOBRANCH		OTHER OBSERVATIONS	
	Incomplete	✓	Unremarkable		
	Deformed		Enlarged		

INTERNAL PHYSICAL EXAMINATION

BODY CAVITY		INTESTINES		OVARIES	
✓	Unremarkable	✓	Unremarkable	NA	Immature
	Fluid – clear		Flaccid		Mature
	Fluid – bloody		Mucous		Ripe
	Fluid – cloudy	✓	Feces		Reabsorbing
	Adhesions		Fluid		Growth
MESENTERIC FAT			Hemorrhagic	MUSCLE	
✓	Unremarkable		Parasites	✓	Unremarkable
	None	SPLEEN			Soft
	Excessive	✓	Unremarkable		Parasites
LIVER			Enlarged	TUMORS	
✓	Unremarkable		Shrunken	NA	Liver
	Discolored		Discolored		I Baumann
	Yellowish		Ceroid Pigment Centers		II Scale
	Pale	GAS BLADDER			III
	Enlarged	NA	Unremarkable		
	Growths		Fluid	PYLORIC CAECA	
	Parasites		Growths	NA	Unremarkable
GALLBLADDER		KIDNEYS			Parasites
	Empty	✓	Unremarkable	TESTIS	
✓	Full		Pale	✓	Immature
	Yellow		Swollen		Mature
	Green		Soft		Ripe
	Enlarged		Hemorrhagic		Constructed
	Parasites		Stones		Growth
STOMACH			Growths	OTHER OBSERVATIONS	
✓	Unremarkable		Cysts		
	Empty		Parasites (urinary bladder)		
✓	Food	COMMENTS: ⓐ RE TW 10-9-14 ⓑ WW = Willowpane Hts Elementary TW 10-9-14			
✓	Mucous	ⓒ RE TW 10-9-14 ⓓ RE TW 10-9-14			
	Fluid				
	Hemorrhagic	NA = not applicable; NE = not evaluated; RE = recording error; UD = undetermined			

SPECIMEN DATA FORM

CHECKLIST FOR PHYSICAL EXAMINATION OF FISHES		
Collection Date: 10-9-14	Examined By:	Camera: NA
Exam Date: 10-9-14	Recorded By:	Photo numbers: NA
Sex: UD Gonad Not Recovered	Body Weight (g): 6.5	Tissues Photographed: NA
Specimen ID: NBO3WSHNO14 (a) HA (b)	Gonad Weight (g): UD	

NBO3WSHWNO23d

EXTERNAL PHYSICAL EXAMINATION					
BODY FORM		ISTHMUS		BRANCHIAL CAVITY	
✓	Unremarkable	✓	Unremarkable	✓	Unremarkable
	Emaciated		Enlarged		Growths
	Truncate		Hemorrhagic		Parasites
	Scoliosis	EYES		UROGENITAL OPENING	
	Lordosis	✓	Unremarkable	✓	Unremarkable
BODY SURFACE			Popeye		Inflamed
✓	Unremarkable		Cloudy cornea	ANUS	
	Raised scales		Missing	✓	Unremarkable
	Swollen		Lens deformed		Inflamed
	Lesions		Lens parasites	LESIONS – Location(s)	
	Excess mucous		Lens cataract	NA	Fins
	Reorlented scales	FINS			Head
	Growths	✓	Unremarkable		Eyes
	Parasites		Frayed – eroded		Mouth
	Wounds		Parasites		Peduncle
	Wounds - lamprey		Hemorrhagic		Ventral
LIPS AND JAWS			Gas Bubbles		Dorsal
✓	Unremarkable	FINS - ERODED			Lateral
	Deformed	NA	Dorsal	BEHAVIOR	
	Growths		Pectoral	NB	Gasping
SNOUT			Pelvic		Flashing
✓	Unremarkable		Anal		Lethargic
	Pugnose (Pughead)		Adipose		Fin twitching
	Growths		Caudal		Convulsions
	Abrasions	GILLS			Head Up-Tail Down
BARBELS		✓	Unremarkable		Head-tail whirling
NA	Unremarkable		Bright red		Pectoral fins folded forwarded
	Deformed		Brown		Belly up
	Missing		Gas bubbles		Loss of balance
OPERCLE			Parasites		Long axis whirling
✓	Unremarkable	PSEUDOBRANCH		OTHER OBSERVATIONS	
	Incomplete	✓	Unremarkable		
	Deformed		Enlarged		

INTERNAL PHYSICAL EXAMINATION					
BODY CAVITY		INTESTINES		OVARIES UD	
✓	Unremarkable	✓	Unremarkable		Immature
	Fluid – clear		Flaccid		Mature
	Fluid – bloody		Mucous		Ripe
	Fluid – cloudy	✓	Feces		Reabsorbing
	Adhesions		Fluid		Growth
MESENTERIC FAT			Hemorrhagic	MUSCLE	
✓	Unremarkable		Parasites	✓	Unremarkable
	None	SPLEEN			Soft
	Excessive	✓	Unremarkable		Parasites
LIVER			Enlarged	TUMORS	
✓	Unremarkable		Shrunken	NA	Liver
	Discolored		Discolored		I Baumann
	Yellowish		Cerold Pigment Centers		II Scale
	Pale	GAS BLADDER			III
	Enlarged	NA	Unremarkable		
	Growths		Fluid	PYLORIC CAECA	
	Parasites		Growths	NA ✓	Unremarkable
GALLBLADDER		KIDNEYS		(c)	Parasites
UD	Empty	NA	Unremarkable	TESTIS UD	
	Full		Pale		Immature
	Yellow		Swollen		Mature
	Green		Soft		Ripe
	Enlarged		Hemorrhagic		Constructed
	Parasites		Stones		Growth
STOMACH			Growths	OTHER OBSERVATIONS	
✓	Unremarkable		Cysts		
✓	Empty		Parasites (urinary bladder)		
	Food	COMMENTS: (a) SH = hake JW 10-9-14 (c) RE JW 10-9-14			
	Mucous	(b) ~~Corrected to~~ HA = hake JW ~~10-9-14~~ (c) WW = whitebone flounder			
	Fluid				
	Hemorrhagic	NA = not applicable; NE = not evaluated; RE = recording error; UD = undetermined			

(d) Specimen ID corrected based on client review JW 6-14-16
(e) Species corrected based on client review JW 6-14-16

SPECIMEN DATA FORM

CHECKLIST FOR PHYSICAL EXAMINATION OF FISHES

Collection Date: 10-9-14	Examined By:	Camera: NA
Exam Date: 10-9-14	Recorded By:	Photo numbers: NA
Sex: UD Two Immature to sex	Body Weight (g): 50.3	Tissues Photographed: NA
Specimen ID: NB03WSFN018 (a)	Gonad Weight (g): 0.07	

EXTERNAL PHYSICAL EXAMINATION

BODY FORM		ISTHMUS		BRANCHIAL CAVITY	
✓	Unremarkable	✓	Unremarkable	✓	Unremarkable
	Emaciated		Enlarged		Growths
	Truncate		Hemorrhagic		Parasites
	Scoliosis	EYES		UROGENITAL OPENING	
	Lordosis	✓	Unremarkable	✓	Unremarkable
BODY SURFACE			Popeye		Inflamed
✓	Unremarkable		Cloudy cornea	ANUS	
	Raised scales		Missing	✓	Unremarkable
	Swollen		Lens deformed		Inflamed
	Lesions		Lens parasites	LESIONS – Location(s)	
	Excess mucous		Lens cataract	NA	Fins
	Reoriented scales	FINS			Head
	Growths	✓	Unremarkable		Eyes
	Parasites		Frayed – eroded		Mouth
	Wounds		Parasites		Peduncle
	Wounds - lamprey		Hemorrhagic		Ventral
LIPS AND JAWS			Gas Bubbles		Dorsal
✓	Unremarkable	FINS - ERODED			Lateral
	Deformed	NA	Dorsal	BEHAVIOR	
	Growths		Pectoral	NE	Gasping
SNOUT			Pelvic		Flashing
✓	Unremarkable		Anal		Lethargic
	Pugnose (Pughead)		Adipose		Fin twitching
	Growths		Caudal		Convulsions
	Abrasions	GILLS			Head Up-Tail Down
BARBELS		✓	Unremarkable		Head-tail whirling
NA	Unremarkable		Bright red		Pectoral fins folded forwarded
	Deformed		Brown		Belly up
	Missing		Gas bubbles		Loss of balance
OPERCLE			Parasites		Long axis whirling
✓	Unremarkable	PSEUDOBRANCH		OTHER OBSERVATIONS	
	Incomplete	✓	Unremarkable		
	Deformed		Enlarged		

INTERNAL PHYSICAL EXAMINATION

BODY CAVITY		INTESTINES		OVARIES UD	
✓	Unremarkable	✓	Unremarkable		Immature
	Fluid – clear		Flaccid		Mature
	Fluid – bloody		Mucous		Ripe
	Fluid – cloudy	✓	Feces		Reabsorbing
	Adhesions		Fluid		Growth
MESENTERIC FAT			Hemorrhagic	MUSCLE	
✓	Unremarkable		Parasites	✓	Unremarkable
	None	SPLEEN			Soft
	Excessive	✓	Unremarkable		Parasites
LIVER			Enlarged	TUMORS	
✓	Unremarkable		Shrunken	NA	Liver
	Discolored		Discolored		I Baumann
	Yellowish		Ceroid Pigment Centers		II Scale
	Pale	GAS BLADDER			III
	Enlarged	NA	Unremarkable		
	Growths		Fluid	PYLORIC CAECA	
	Parasites		Growths	NA	Unremarkable
GALLBLADDER		KIDNEYS			Parasites
✓	Empty	✓	Unremarkable	TESTIS UD	
✓	Full		Pale		Immature
✓	Yellow		Swollen		Mature
✓	Green		Soft		Ripe
	Enlarged		Hemorrhagic		Constructed
	Parasites		Stones		Growth
STOMACH			Growths	OTHER OBSERVATIONS	
✓	Unremarkable		Cysts		
✓	Empty		Parasites (urinary bladder)		
	Food	COMMENTS	SF = Summer flounder RW 10-9-14		
	Mucous				
	Fluid				
	Hemorrhagic	NA = not applicable; NE = not evaluated; RE = recording error; UD = undetermined			

SPECIMEN DATA FORM

CHECKLIST FOR PHYSICAL EXAMINATION OF FISHES

Collection Date: 10-9-14	Examined By:	Camera: NA
Exam Date: 10-9-14	Recorded By:	Photo numbers: NA
Sex: UD Gonad Not Recovered	Body Weight (g): 9.2	Tissues Photographed: NA
Specimen ID: B503 @	Gonad Weight (g): UD	

EXTERNAL PHYSICAL EXAMINATION

BODY FORM		ISTHMUS		BRANCHIAL CAVITY	
✓	Unremarkable	✓	Unremarkable	✓	Unremarkable
	Emaciated		Enlarged		Growths
	Truncate		Hemorrhagic		Parasites
	Scoliosis	EYES		UROGENITAL OPENING	
	Lordosis	✓	Unremarkable	✓	Unremarkable
BODY SURFACE			Popeye		Inflamed
✓	Unremarkable		Cloudy cornea	ANUS	
	Raised scales		Missing	✓	Unremarkable
	Swollen		Lens deformed		Inflamed
	Lesions		Lens parasites	LESIONS – Location(s)	
	Excess mucous		Lens cataract	NA	Fins
	Reoriented scales	FINS			Head
	Growths	✓	Unremarkable		Eyes
	Parasites		Frayed – eroded		Mouth
	Wounds		Parasites		Peduncle
	Wounds - lamprey		Hemorrhagic		Ventral
LIPS AND JAWS			Gas Bubbles		Dorsal
✓	Unremarkable	FINS - ERODED			Lateral
	Deformed	NA	Dorsal	BEHAVIOR	
	Growths		Pectoral	NE	Gasping
SNOUT			Pelvic		Flashing
✓	Unremarkable		Anal		Lethargic
	Pugnose (Pughead)		Adipose		Fin twitching
	Growths		Caudal		Convulsions
	Abrasions	GILLS			Head Up-Tail Down
BARBELS		✓	Unremarkable		Head-tail whirling
NA	Unremarkable		Bright red		Pectoral fins folded forwarded
	Deformed		Brown		Belly up
	Missing		Gas bubbles		Loss of balance
OPERCLE			Parasites		Long axis whirling
✓	Unremarkable	PSEUDOBRANCH		OTHER OBSERVATIONS	
	Incomplete	✓	Unremarkable		
	Deformed		Enlarged		

INTERNAL PHYSICAL EXAMINATION

BODY CAVITY		INTESTINES		OVARIES UD	
✓	Unremarkable	✓	Unremarkable		Immature
	Fluid – clear		Flaccid		Mature
	Fluid – bloody		Mucous		Ripe
	Fluid – cloudy		Feces		Reabsorbing
	Adhesions		Fluid		Growth
MESENTERIC FAT			Hemorrhagic	MUSCLE	
✓	Unremarkable		Parasites	✓	Unremarkable
	None	SPLEEN			Soft
	Excessive	✓	Unremarkable		Parasites
LIVER			Enlarged	TUMORS	
✓	Unremarkable		Shrunken	NA	Liver
	Discolored		Discolored		I Baumann
	Yellowish		Ceroid Pigment Centers		II Scale
	Pale	GAS BLADDER			III
	Enlarged	✓	Unremarkable		
	Growths		Fluid	PYLORIC CAECA	
	Parasites		Growths	NA	Unremarkable
GALLBLADDER		KIDNEYS			Parasites
	Empty	✓	Unremarkable	TESTIS UD	
✓	Full		Pale		Immature
	Yellow		Swollen		Mature
	Green		Soft		Ripe
	Enlarged		Hemorrhagic		Constructed
	Parasites		Stones		Growth
STOMACH			Growths	OTHER OBSERVATIONS	
✓	Unremarkable		Cysts		
✓	Empty		Parasites (urinary bladder)		
	Food	COMMENTS: @ BS = black sea bass DW 10-9-14			
	Mucous				
	Fluid				
	Hemorrhagic	NA = not applicable; NE = not evaluated; RE = recording error; UD = undetermined			

SPECIMEN DATA FORM

CHECKLIST FOR PHYSICAL EXAMINATION OF FISHES		
Collection Date: 10-9-14	Examined By:	Camera: NA
Exam Date: 10-9-14	Recorded By:	Photo numbers: NA
Sex: UD Gonads Not Recovered	Body Weight (g): 6.4 (a) 7.2	Tissues Photographed: NA
Specimen ID: MF03 (b)	Gonad Weight (g): UD	

EXTERNAL PHYSICAL EXAMINATION					
BODY FORM		ISTHMUS		BRANCHIAL CAVITY	
✓	Unremarkable	✓	Unremarkable	✓	Unremarkable
	Emaciated		Enlarged		Growths
	Truncate		Hemorrhagic		Parasites
	Scoliosis	EYES		UROGENITAL OPENING	
	Lordosis	✓	Unremarkable	✓	Unremarkable
BODY SURFACE			Popeye		Inflamed
✓	Unremarkable		Cloudy cornea	ANUS	
	Raised scales		Missing	✓	Unremarkable
	Swollen		Lens deformed		Inflamed
	Lesions		Lens parasites	LESIONS – Location(s)	
	Excess mucous		Lens cataract	NA	Fins
	Reoriented scales	FINS			Head
	Growths	✓	Unremarkable		Eyes
	Parasites		Frayed – eroded		Mouth
	Wounds		Parasites		Peduncle
	Wounds - lamprey		Hemorrhagic		Ventral
LIPS AND JAWS			Gas Bubbles		Dorsal
✓	Unremarkable	FINS - ERODED			Lateral
	Deformed	NA	Dorsal	BEHAVIOR	
	Growths		Pectoral	NE	Gasping
SNOUT			Pelvic		Flashing
✓	Unremarkable		Anal		Lethargic
	Pugnose (Pughead)		Adipose		Fin twitching
	Growths		Caudal		Convulsions
	Abrasions	GILLS			Head Up-Tail Down
BARBELS		✓	Unremarkable		Head-tail whirling
NA	Unremarkable		Bright red		Pectoral fins folded forwarded
	Deformed		Brown		Belly up
	Missing		Gas bubbles		Loss of balance
OPERCLE			Parasites		Long axis whirling
✓	Unremarkable	PSEUDOBRANCH		OTHER OBSERVATIONS	
	Incomplete	✓	Unremarkable		
	Deformed		Enlarged		

INTERNAL PHYSICAL EXAMINATION					
BODY CAVITY		INTESTINES		OVARIES UD	
✓	Unremarkable	✓	Unremarkable		Immature
	Fluid – clear		Flaccid		Mature
	Fluid – bloody		Mucous		Ripe
	Fluid – cloudy	✓	Feces		Reabsorbing
	Adhesions		Fluid		Growth
MESENTERIC FAT			Hemorrhagic	MUSCLE	
✓	Unremarkable		Parasites	✓	Unremarkable
	None	SPLEEN			Soft
	Excessive	✓	Unremarkable		Parasites
LIVER			Enlarged	TUMORS	
✓	Unremarkable		Shrunken	NA	Liver
	Discolored		Discolored		I Baumann
	Yellowish		Ceroid Pigment Centers		II Scale
	Pale	GAS BLADDER			III
	Enlarged	✓	Unremarkable		
	Growths		Fluid	PYLORIC CAECA	
	Parasites		Growths	NA	Unremarkable
GALLBLADDER		KIDNEYS			Parasites
UD	Empty	✓	Unremarkable	TESTIS UD	
	Full		Pale		Immature
	Yellow		Swollen		Mature
	Green		Soft		Ripe
	Enlarged		Hemorrhagic		Constructed
	Parasites		Stones		Growth
STOMACH			Growths	OTHER OBSERVATIONS	
✓	Unremarkable		Cysts		
	Empty		Parasites (urinary bladder)		
✓	Food	COMMENTS:			
	Mucous	(a) RE JW 10-9-14		© Footnote date entered incorrectly JW 10-20-14	
	Fluid	(b) MF = moonfish JW 10-9-14			
	Hemorrhagic	NA = not applicable; NE = not evaluated; RE = recording error; UD = undetermined			

SPECIMEN DATA FORM

CHECKLIST FOR PHYSICAL EXAMINATION OF FISHES		
Collection Date: 10-9-14	Examined By:	Camera: NA
Exam Date: 10-9-14	Recorded By:	Photo numbers: NA
Sex: UD Too immature to sex	Body Weight (g): 10.9	Tissues Photographed: NA
Specimen ID: 5402 (b)	Gonad Weight (g): 0.01	

EXTERNAL PHYSICAL EXAMINATION

BODY FORM	ISTHMUS	BRANCHIAL CAVITY
✓ Unremarkable	✓ Unremarkable	✓ Unremarkable
Emaciated	Enlarged	Growths
Truncate	Hemorrhagic	Parasites
Scoliosis	EYES	UROGENITAL OPENING
Lordosis	✓ Unremarkable	✓ Unremarkable
BODY SURFACE	Popeye	Inflamed
✓ Unremarkable	Cloudy cornea	ANUS
Raised scales	Missing	✓ Unremarkable
Swollen	Lens deformed	Inflamed
Lesions	Lens parasites	LESIONS – Location(s)
Excess mucous	Lens cataract	NA Fins
Reoriented scales	FINS	Head
Growths	✓ Unremarkable	Eyes
Parasites	Frayed – eroded	Mouth
Wounds	Parasites	Peduncle
Wounds - lamprey	Hemorrhagic	Ventral
LIPS AND JAWS	Gas Bubbles	Dorsal
✓ Unremarkable	FINS - ERODED	Lateral
Deformed	NA Dorsal	BEHAVIOR
Growths	Pectoral	NE Gasping
SNOUT	Pelvic	Flashing
✓ Unremarkable	Anal	Lethargic
Pugnose (Pughead)	Adipose	Fin twitching
Growths	Caudal	Convulsions
Abrasions	GILLS	Head Up-Tail Down
BARBELS	✓ Unremarkable	Head-tail whirling
NA Unremarkable	Bright red	Pectoral fins folded forwarded
Deformed	Brown	Belly up
Missing	Gas bubbles	Loss of balance
OPERCLE	Parasites	Long axis whirling
✓ Unremarkable	PSEUDOBRANCH	OTHER OBSERVATIONS
Incomplete	✓ Unremarkable	
Deformed	Enlarged	

INTERNAL PHYSICAL EXAMINATION

BODY CAVITY	INTESTINES	OVARIES UD
✓ Unremarkable	✓ Unremarkable	Immature
Fluid – clear	Flaccid	Mature
Fluid – bloody	Mucous	Ripe
Fluid – cloudy	✓ Feces	Reabsorbing
Adhesions	Fluid	Growth
MESENTERIC FAT	Hemorrhagic	MUSCLE
✓ Unremarkable	Parasites	✓ Unremarkable
None	SPLEEN	Soft
Excessive	✓ Unremarkable	Parasites
LIVER	Enlarged	TUMORS
✓ Unremarkable	Shrunken	NA Liver
Discolored	Discolored	I Baumann
Yellowish	Ceroid Pigment Centers	II Scale
Pale	GAS BLADDER	III
Enlarged	✓ Unremarkable	
Growths	Fluid	PYLORIC CAECA
Parasites	Growths	NA Unremarkable
(a) GALLBLADDER	KIDNEYS	Parasites
✓ Empty	✓ Unremarkable	TESTIS UD
✓ Full	Pale	Immature
Yellow	Swollen	Mature
Green	Soft	Ripe
Enlarged	Hemorrhagic	Constructed
Parasites	Stones	Growth
STOMACH	Growths	OTHER OBSERVATIONS
✓ Unremarkable	Cysts	
✓ Empty	Parasites (urinary bladder)	
Food		
Mucous		
Fluid		
Hemorrhagic		

COMMENTS: 14© (a) RE DW 10-9-14 (b) SL = Scup DW 10-9-14
© Footnote date entered incorrectly DW 10-20-14

NA = not applicable; NE = not evaluated; RE = recording error; UD = undetermined

SPECIMEN DATA FORM

CHECKLIST FOR PHYSICAL EXAMINATION OF FISHES

Collection Date: 10-9-14	Examined By:	Camera: NA
Exam Date: 10-9-14	Recorded By:	Photo numbers: NA
Sex: M	Body Weight (g): 3.0	Tissues Photographed: NA
Specimen ID: MB03WBAC001-04 @	Gonad Weight (g): 0.01	

EXTERNAL PHYSICAL EXAMINATION

BODY FORM		ISTHMUS		BRANCHIAL CAVITY	
✓	Unremarkable	✓	Unremarkable	✓	Unremarkable
	Emaciated		Enlarged		Growths
	Truncate		Hemorrhagic		Parasites
	Scoliosis	EYES		UROGENITAL OPENING	
	Lordosis	✓	Unremarkable	✓	Unremarkable
BODY SURFACE			Popeye		Inflamed
✓	Unremarkable		Cloudy cornea	ANUS	
	Raised scales		Missing	✓	Unremarkable
	Swollen		Lens deformed		Inflamed
	Lesions		Lens parasites	LESIONS – Location(s)	
	Excess mucous		Lens cataract	NA	Fins
	Reoriented scales	FINS			Head
	Growths	✓	Unremarkable		Eyes
	Parasites		Frayed – eroded		Mouth
	Wounds		Parasites		Peduncle
	Wounds - lamprey		Hemorrhagic		Ventral
LIPS AND JAWS			Gas Bubbles		Dorsal
✓	Unremarkable	FINS - ERODED			Lateral
	Deformed	NA	Dorsal	BEHAVIOR	
	Growths		Pectoral	NE	Gasping
SNOUT			Pelvic		Flashing
✓	Unremarkable		Anal		Lethargic
	Pugnose (Pughead)		Adipose		Fin twitching
	Growths		Caudal		Convulsions
	Abrasions	GILLS			Head Up-Tail Down
BARBELS		✓	Unremarkable		Head-tail whirling
NA	Unremarkable		Bright red		Pectoral fins folded forwarded
	Deformed		Brown		Belly up
	Missing		Gas bubbles		Loss of balance
OPERCLE			Parasites		Long axis whirling
✓	Unremarkable	PSEUDOBRANCH		OTHER OBSERVATIONS	
	Incomplete	✓	Unremarkable		
	Deformed		Enlarged		

INTERNAL PHYSICAL EXAMINATION

BODY CAVITY		INTESTINES		OVARIES	
✓	Unremarkable	✓	Unremarkable	NA	Immature
	Fluid – clear		Flaccid		Mature
	Fluid – bloody	✓	Mucous		Ripe
	Fluid – cloudy		Feces		Reabsorbing
	Adhesions		Fluid		Growth
MESENTERIC FAT			Hemorrhagic	MUSCLE	
✓	Unremarkable		Parasites	✓	Unremarkable
	None	SPLEEN			Soft
	Excessive	✓	Unremarkable		Parasites
LIVER			Enlarged	TUMORS	
✓	Unremarkable		Shrunken	NA	Liver
	Discolored		Discolored		I Baumann
	Yellowish		Ceroid Pigment Centers		II Scale
	Pale	GAS BLADDER			III
	Enlarged	✓	Unremarkable		
	Growths		Fluid	PYLORIC CAECA	
	Parasites		Growths	NA	Unremarkable
GALLBLADDER		KIDNEYS			Parasites
UD	Empty	✓	Unremarkable	TESTIS	
	Full		Pale		Immature
	Yellow		Swollen	✓	Mature
	Green		Soft		Ripe
	Enlarged		Hemorrhagic		Constructed
	Parasites		Stones		Growth
STOMACH			Growths	OTHER OBSERVATIONS	
✓	Unremarkable		Cysts		
~	Empty		Parasites (urinary bladder)		
	Food	COMMENTS: @ BA = bay anchovy TW 10-9-14			
	Mucous				
	Fluid				
	Hemorrhagic	NA = not applicable; NE = not evaluated; RE = recording error; UD = undetermined			

SPECIMEN DATA FORM

CHECKLIST FOR PHYSICAL EXAMINATION OF FISHES

Collection Date: 10-9-14	Examined By:	Camera: NA
Exam Date: 10-9-14	Recorded By:	Photo numbers: NA
Sex: UD Gonad Not Recovered	Body Weight (g): 25.6	Tissues Photographed: NA
Specimen ID: BF01 @	Gonad Weight (g): UD	

EXTERNAL PHYSICAL EXAMINATION

BODY FORM		ISTHMUS		BRANCHIAL CAVITY	
✓	Unremarkable	✓	Unremarkable	✓	Unremarkable
	Emaciated		Enlarged		Growths
	Truncate		Hemorrhagic		Parasites
	Scoliosis	EYES		UROGENITAL OPENING	
	Lordosis	✓	Unremarkable	✓	Unremarkable
BODY SURFACE			Popeye		Inflamed
✓	Unremarkable		Cloudy cornea	ANUS	
	Raised scales		Missing	✓	Unremarkable
	Swollen		Lens deformed		Inflamed
	Lesions		Lens parasites	LESIONS – Location(s)	
	Excess mucous		Lens cataract	NA	Fins
	Reoriented scales	FINS			Head
	Growths	✓	Unremarkable		Eyes
	Parasites		Frayed – eroded		Mouth
	Wounds		Parasites		Peduncle
	Wounds - lamprey		Hemorrhagic		Ventral
LIPS AND JAWS			Gas Bubbles		Dorsal
✓	Unremarkable	FINS - ERODED			Lateral
	Deformed	NA	Dorsal	BEHAVIOR	
	Growths		Pectoral	NE	Gasping
SNOUT			Pelvic		Flashing
✓	Unremarkable		Anal		Lethargic
	Pugnose (Pughead)		Adipose		Fin twitching
	Growths		Caudal		Convulsions
	Abrasions	GILLS			Head Up-Tail Down
BARBELS		✓	Unremarkable		Head-tail whirling
NA	Unremarkable		Bright red		Pectoral fins folded forwarded
	Deformed		Brown		Belly up
	Missing		Gas bubbles		Loss of balance
OPERCLE			Parasites		Long axis whirling
✓	Unremarkable	PSEUDOBRANCH		OTHER OBSERVATIONS	
	Incomplete	✓	Unremarkable		
	Deformed		Enlarged		

INTERNAL PHYSICAL EXAMINATION

BODY CAVITY		INTESTINES		OVARIES UD	
✓	Unremarkable	✓	Unremarkable		Immature
	Fluid – clear		Flaccid		Mature
	Fluid – bloody		Mucous		Ripe
	Fluid – cloudy	✓	Feces		Reabsorbing
	Adhesions		Fluid		Growth
MESENTERIC FAT			Hemorrhagic	MUSCLE	
✓	Unremarkable		Parasites	✓	Unremarkable
	None	SPLEEN			Soft
	Excessive	✓	Unremarkable		Parasites
LIVER			Enlarged	TUMORS	
✓	Unremarkable		Shrunken	NA	Liver
	Discolored		Discolored		I Baumann
	Yellowish		Ceroid Pigment Centers		II Scale
	Pale	GAS BLADDER			III
	Enlarged	✓	Unremarkable		
	Growths		Fluid	PYLORIC CAECA	
	Parasites		Growths	NA	Unremarkable
GALLBLADDER		KIDNEYS			Parasites
	Empty	✓	Unremarkable	TESTIS UD	
✓	Full		Pale		Immature
	Yellow		Swollen		Mature
	Green		Soft		Ripe
	Enlarged		Hemorrhagic		Constructed
	Parasites		Stones		Growth
STOMACH			Growths	OTHER OBSERVATIONS	
✓	Unremarkable		Cysts		
✓	Empty		Parasites (urinary bladder)		
	Food	COMMENTS: @ BF = butterfish DW 10-9-14			
	Mucous				
	Fluid				
	Hemorrhagic	NA = not applicable; NE = not evaluated; RE = recording error; UD = undetermined			

SPECIMEN DATA FORM

CHECKLIST FOR PHYSICAL EXAMINATION OF FISHES

Collection Date: 10-9-14	Examined By:	Camera: NA
Exam Date: 10-9-14	Recorded By:	Photo numbers: NA
Sex: UD Gonads Not Recovered	Body Weight (g): 67.5	Tissues Photographed: NA
Specimen ID: BF07 (2)	Gonad Weight (g): UD	

EXTERNAL PHYSICAL EXAMINATION

BODY FORM		ISTHMUS		BRANCHIAL CAVITY	
✓	Unremarkable	✓	Unremarkable	✓	Unremarkable
	Emaciated		Enlarged		Growths
	Truncate		Hemorrhagic		Parasites
	Scoliosis	EYES		UROGENITAL OPENING	
	Lordosis	✓	Unremarkable	✓	Unremarkable
BODY SURFACE			Popeye		Inflamed
✓	Unremarkable		Cloudy cornea	ANUS	
	Raised scales		Missing	✓	Unremarkable
	Swollen		Lens deformed		Inflamed
	Lesions		Lens parasites	LESIONS – Location(s)	
	Excess mucous		Lens cataract	NA	Fins
	Reoriented scales	FINS			Head
	Growths	✓	Unremarkable		Eyes
	Parasites		Frayed – eroded		Mouth
	Wounds		Parasites		Peduncle
	Wounds - lamprey		Hemorrhagic		Ventral
LIPS AND JAWS			Gas Bubbles		Dorsal
✓	Unremarkable	FINS - ERODED			Lateral
	Deformed	NA	Dorsal	BEHAVIOR	
	Growths		Pectoral	NE	Gasping
SNOUT			Pelvic		Flashing
✓	Unremarkable		Anal		Lethargic
	Pugnose (Pughead)		Adipose		Fin twitching
	Growths		Caudal		Convulsions
	Abrasions	GILLS			Head Up-Tail Down
BARBELS		✓	Unremarkable		Head-tail whirling
NA	Unremarkable		Bright red		Pectoral fins folded forwarded
	Deformed		Brown		Belly up
	Missing		Gas bubbles		Loss of balance
OPERCLE			Parasites		Long axis whirling
✓	Unremarkable	PSEUDOBRANCH		OTHER OBSERVATIONS	
	Incomplete	✓	Unremarkable		
	Deformed		Enlarged		

INTERNAL PHYSICAL EXAMINATION

BODY CAVITY		INTESTINES		OVARIES UD	
✓	Unremarkable	✓	Unremarkable		Immature
	Fluid – clear		Flaccid		Mature
	Fluid – bloody	✓	Mucous		Ripe
	Fluid – cloudy	✓	Feces		Reabsorbing
	Adhesions		Fluid		Growth
MESENTERIC FAT			Hemorrhagic	MUSCLE	
✓	Unremarkable		Parasites	✓	Unremarkable
	None	SPLEEN			Soft
	Excessive	✓	Unremarkable		Parasites
LIVER			Enlarged	TUMORS	
✓	Unremarkable		Shrunken	NA	Liver
	Discolored		Discolored		I Baumann
	Yellowish		Ceroid Pigment Centers		II Scale
	Pale	GAS BLADDER			III
	Enlarged	✓	Unremarkable		
	Growths		Fluid	PYLORIC CAECA	
	Parasites		Growths	NA	Unremarkable
GALLBLADDER		KIDNEYS			Parasites
✓	Empty	✓	Unremarkable	TESTIS UD	
	Full		Pale		Immature
	Yellow		Swollen		Mature
	Green		Soft		Ripe
	Enlarged		Hemorrhagic		Constructed
	Parasites		Stones		Growth
STOMACH			Growths	OTHER OBSERVATIONS	
✓	Unremarkable		Cysts		
✓	Empty		Parasites (urinary bladder)		
✓	Food	COMMENTS: (2) BF = butterfish JW 10-9-14			
✓	Mucous				
	Fluid				
	Hemorrhagic	NA = not applicable; NE = not evaluated; RE = recording error; UD = undetermined			

SPECIMEN DATA FORM

CHECKLIST FOR PHYSICAL EXAMINATION OF FISHES		
Collection Date: 10-9-14	Examined By:	Camera: NA
Exam Date: 10-9-14	Recorded By: (a)	Photo numbers: NA (b)
Sex: UD Too Immature to sex	Body Weight (g): 13.6 12.3	Tissues Photographed: NA
Specimen ID: SG03 (c)	Gonad Weight (g): 0.01	

EXTERNAL PHYSICAL EXAMINATION					
BODY FORM		ISTHMUS		BRANCHIAL CAVITY	
✓	Unremarkable	✓	Unremarkable	✓	Unremarkable
	Emaciated		Enlarged		Growths
	Truncate		Hemorrhagic		Parasites
	Scoliosis	EYES		UROGENITAL OPENING	
	Lordosis	✓	Unremarkable	✓	Unremarkable
BODY SURFACE			Popeye		Inflamed
✓	Unremarkable		Cloudy cornea	ANUS	
	Raised scales		Missing	✓	Unremarkable
	Swollen		Lens deformed		Inflamed
	Lesions		Lens parasites	LESIONS – Location(s)	
	Excess mucous		Lens cataract	NA	Fins
	Reoriented scales	FINS			Head
	Growths	✓	Unremarkable		Eyes
	Parasites		Frayed – eroded		Mouth
	Wounds		Parasites		Peduncle
	Wounds - lamprey		Hemorrhagic		Ventral
LIPS AND JAWS			Gas Bubbles		Dorsal
✓	Unremarkable	FINS - ERODED			Lateral
	Deformed	NA	Dorsal	BEHAVIOR	
	Growths		Pectoral	NE	Gasping
SNOUT			Pelvic		Flashing
✓	Unremarkable		Anal		Lethargic
	Pugnose (Pughead)		Adipose		Fin twitching
	Growths		Caudal		Convulsions
	Abrasions	GILLS			Head Up-Tail Down
BARBELS		✓	Unremarkable		Head-tail whirling
NA	Unremarkable		Bright red		Pectoral fins folded forwarded
	Deformed		Brown		Belly up
	Missing		Gas bubbles		Loss of balance
OPERCLE			Parasites		Long axis whirling
✓	Unremarkable	PSEUDOBRANCH		OTHER OBSERVATIONS	
	Incomplete	✓	Unremarkable		
	Deformed		Enlarged		

INTERNAL PHYSICAL EXAMINATION					
BODY CAVITY		INTESTINES		OVARIES UD	
✓	Unremarkable	✓	Unremarkable		Immature
	Fluid – clear		Flaccid		Mature
	Fluid – bloody		Mucous		Ripe
	Fluid – cloudy	✓	Feces		Reabsorbing
	Adhesions		Fluid		Growth
MESENTERIC FAT			Hemorrhagic	MUSCLE	
✓	Unremarkable		Parasites	✓	Unremarkable
	None	SPLEEN			Soft
	Excessive	✓	Unremarkable		Parasites
LIVER			Enlarged	TUMORS	
✓	Unremarkable		Shrunken	NA	Liver
	Discolored		Discolored		I Baumann
	Yellowish		Ceroid Pigment Centers		II Scale
	Pale	GAS BLADDER			III
	Enlarged	✓	Unremarkable		
	Growths		Fluid	PYLORIC CAECA	
	Parasites		Growths	NA	Unremarkable
GALLBLADDER		KIDNEYS			Parasites
✓	Empty	✓	Unremarkable	TESTIS UD	
	Full		Pale		Immature
	Yellow		Swollen		Mature
	Green		Soft		Ripe
	Enlarged		Hemorrhagic		Constructed
	Parasites		Stones		Growth
STOMACH			Growths	OTHER OBSERVATIONS	
✓	Unremarkable		Cysts		
✓	Empty		Parasites (urinary bladder)		
	Food	COMMENTS: (a) RE JW 10-9-14			
	Mucous	(b) RE JW 10-9-14 (c) SL = SLUP JW 10-9-14			
	Fluid	NA = not applicable; NE = not evaluated; RE = recording error; UD = undetermined			
	Hemorrhagic				

SPECIMEN DATA FORM

CHECKLIST FOR PHYSICAL EXAMINATION OF FISHES		
Collection Date: 10-9-14	Examined By:	Camera: NA
Exam Date: 10-9-14	Recorded By:	Photo numbers: NA
Sex: UD Gonad not recovered	Body Weight (g): 13.6	Tissues Photographed: NA
Specimen ID: SC04 (SC)	Gonad Weight (g): UD	

EXTERNAL PHYSICAL EXAMINATION					
BODY FORM		ISTHMUS		BRANCHIAL CAVITY	
✓	Unremarkable	✓	Unremarkable	✓	Unremarkable
	Emaciated		Enlarged		Growths
	Truncate		Hemorrhagic		Parasites
	Scoliosis	EYES		UROGENITAL OPENING	
	Lordosis	✓	Unremarkable	✓	Unremarkable
BODY SURFACE			Popeye		Inflamed
✓	Unremarkable		Cloudy cornea	ANUS	
	Raised scales		Missing	✓	Unremarkable
	Swollen		Lens deformed		Inflamed
	Lesions		Lens parasites	LESIONS – Location(s)	
	Excess mucous		Lens cataract	NA	Fins
	Reoriented scales	FINS			Head
	Growths	✓	Unremarkable		Eyes
	Parasites		Frayed – eroded		Mouth
	Wounds		Parasites		Peduncle
	Wounds - lamprey		Hemorrhagic		Ventral
LIPS AND JAWS			Gas Bubbles		Dorsal
✓	Unremarkable	FINS - ERODED			Lateral
	Deformed	NA	Dorsal	BEHAVIOR	
	Growths		Pectoral	NE	Gasping
SNOUT			Pelvic		Flashing
✓	Unremarkable		Anal		Lethargic
	Pugnose (Pughead)		Adipose		Fin twitching
	Growths		Caudal		Convulsions
	Abrasions	GILLS			Head Up-Tail Down
BARBELS		✓	Unremarkable		Head-tail whirling
NA	Unremarkable		Bright red		Pectoral fins folded forwarded
	Deformed		Brown		Belly up
	Missing		Gas bubbles		Loss of balance
OPERCLE			Parasites		Long axis whirling
✓	Unremarkable	PSEUDOBRANCH		OTHER OBSERVATIONS	
	Incomplete	✓	Unremarkable		
	Deformed		Enlarged		

INTERNAL PHYSICAL EXAMINATION					
BODY CAVITY		INTESTINES		OVARIES UD	
✓	Unremarkable	✓	Unremarkable		Immature
	Fluid – clear		Flaccid		Mature
	Fluid – bloody		Mucous		Ripe
	Fluid – cloudy	✓	Feces		Reabsorbing
	Adhesions		Fluid		Growth
MESENTERIC FAT			Hemorrhagic	MUSCLE	
✓	Unremarkable		Parasites	✓	Unremarkable
	None	SPLEEN			Soft
	Excessive	✓	Unremarkable		Parasites
LIVER			Enlarged	TUMORS	
✓	Unremarkable		Shrunken	NA	Liver
	Discolored		Discolored		I Baumann
	Yellowish		Ceroid Pigment Centers		II Scale
	Pale	GAS BLADDER			III
	Enlarged	✓	Unremarkable		
	Growths		Fluid	PYLORIC CAECA	
	Parasites		Growths	NA	Unremarkable
GALLBLADDER		KIDNEYS			Parasites
✓	Empty	✓	Unremarkable	TESTIS UD	
	Full		Pale		Immature
	Yellow		Swollen		Mature
	Green		Soft		Ripe
	Enlarged		Hemorrhagic		Constructed
	Parasites		Stones		Growth
STOMACH			Growths	OTHER OBSERVATIONS	
✓	Unremarkable		Cysts		
	Empty		Parasites (urinary bladder)		
✓	Food	COMMENTS: @ SC = scup TW 10-9-14			
	Mucous				
	Fluid				
	Hemorrhagic	NA = not applicable; NE = not evaluated; RE = recording error; UD = undetermined			

SPECIMEN DATA FORM

CHECKLIST FOR PHYSICAL EXAMINATION OF FISHES		
Collection Date: 10-9-14	Examined By:	Camera: NA
Exam Date: 10-9-14	Recorded By:	Photo numbers: NA
Sex: UD Gonad Not Recovered	Body Weight (g): ~~10.9~~ 10.6 (b)	Tissues Photographed: NA
Specimen ID: SC05 (a)	Gonad Weight (g): UD	

EXTERNAL PHYSICAL EXAMINATION					
BODY FORM		ISTHMUS		BRANCHIAL CAVITY	
✓	Unremarkable	✓	Unremarkable	✓	Unremarkable
	Emaciated		Enlarged		Growths
	Truncate		Hemorrhagic		Parasites
	Scoliosis	EYES		UROGENITAL OPENING	
	Lordosis	✓	Unremarkable	✓	Unremarkable
BODY SURFACE			Popeye		Inflamed
✓	Unremarkable		Cloudy cornea	ANUS	
	Raised scales		Missing	✓	Unremarkable
	Swollen		Lens deformed		Inflamed
	Lesions		Lens parasites	LESIONS – Location(s)	
	Excess mucous		Lens cataract	NA	Fins
	Reoriented scales	FINS			Head
	Growths	✓	Unremarkable		Eyes
	Parasites		Frayed – eroded		Mouth
	Wounds		Parasites		Peduncle
	Wounds - lamprey		Hemorrhagic		Ventral
LIPS AND JAWS			Gas Bubbles		Dorsal
✓	Unremarkable	FINS - ERODED			Lateral
	Deformed	NA	Dorsal	BEHAVIOR	
	Growths		Pectoral	NE	Gasping
SNOUT			Pelvic		Flashing
✓	Unremarkable		Anal		Lethargic
	Pugnose (Pughead)		Adipose		Fin twitching
	Growths		Caudal		Convulsions
	Abrasions	GILLS			Head Up-Tail Down
BARBELS		✓	Unremarkable		Head-tail whirling
NA	Unremarkable		Bright red		Pectoral fins folded forwarded
	Deformed		Brown		Belly up
	Missing		Gas bubbles		Loss of balance
OPERCLE			Parasites		Long axis whirling
✓	Unremarkable	PSEUDOBRANCH		OTHER OBSERVATIONS	
	Incomplete	✓	Unremarkable		
	Deformed		Enlarged		

INTERNAL PHYSICAL EXAMINATION					
BODY CAVITY		INTESTINES		OVARIES UD	
✓	Unremarkable	✓	Unremarkable		Immature
	Fluid – clear		Flaccid		Mature
	Fluid – bloody		Mucous		Ripe
	Fluid – cloudy	✓	Feces		Reabsorbing
	Adhesions		Fluid		Growth
MESENTERIC FAT			Hemorrhagic	MUSCLE	
✓	Unremarkable		Parasites	✓	Unremarkable
	None	SPLEEN			Soft
	Excessive	✓	Unremarkable		Parasites
LIVER			Enlarged	TUMORS	
✓	Unremarkable		Shrunken	NA	Liver
	Discolored		Discolored		I Baumann
	Yellowish		Ceroid Pigment Centers		II Scale
	Pale	GAS BLADDER			III
	Enlarged	✓	Unremarkable		
	Growths		Fluid	PYLORIC CAECA	
	Parasites		Growths	NA	Unremarkable
GALLBLADDER		KIDNEYS			Parasites
✓	Empty	✓	Unremarkable	TESTIS UD	
	Full		Pale		Immature
	Yellow		Swollen		Mature
	Green		Soft		Ripe
	Enlarged		Hemorrhagic		Constructed
	Parasites		Stones		Growth
STOMACH			Growths	OTHER OBSERVATIONS	
✓	Unremarkable		Cysts		
✓	Empty		Parasites (urinary bladder)		
✓	Food	COMMENTS: @SC = Scup JW 10-9-14			
	Mucous	(b) Body weight corrected based on client review JW 6-14-16			
	Fluid				
	Hemorrhagic	NA = not applicable; NE = not evaluated; RE = recording error; UD = undetermined			

SPECIMEN DATA FORM

CHECKLIST FOR PHYSICAL EXAMINATION OF FISHES		
Collection Date: 10-9-14	Examined By:	Camera: NA
Exam Date: 10-9-14	Recorded By:	Photo numbers: NA
Sex: UD Gonad Not Retrieved	Body Weight (g): 6.6	Tissues Photographed: NA
Specimen ID: BS02 @	Gonad Weight (g): UD	

EXTERNAL PHYSICAL EXAMINATION					
BODY FORM		ISTHMUS		BRANCHIAL CAVITY	
✓	Unremarkable	✓	Unremarkable	✓	Unremarkable
	Emaciated		Enlarged		Growths
	Truncate		Hemorrhagic		Parasites
	Scoliosis	EYES		UROGENITAL OPENING	
	Lordosis	✓	Unremarkable	✓	Unremarkable
BODY SURFACE			Popeye		Inflamed
✓	Unremarkable		Cloudy cornea	ANUS	
	Raised scales		Missing	✓	Unremarkable
	Swollen		Lens deformed		Inflamed
	Lesions		Lens parasites	LESIONS – Location(s)	
	Excess mucous		Lens cataract	NA	Fins
	Reoriented scales	FINS			Head
	Growths	✓	Unremarkable		Eyes
	Parasites		Frayed – eroded		Mouth
	Wounds		Parasites		Peduncle
	Wounds - lamprey		Hemorrhagic		Ventral
LIPS AND JAWS			Gas Bubbles		Dorsal
✓	Unremarkable	FINS - ERODED			Lateral
	Deformed	NA	Dorsal	BEHAVIOR	
	Growths		Pectoral	NE	Gasping
SNOUT			Pelvic		Flashing
✓	Unremarkable		Anal		Lethargic
	Pugnose (Pughead)		Adipose		Fin twitching
	Growths		Caudal		Convulsions
	Abrasions	GILLS			Head Up-Tail Down
BARBELS		✓	Unremarkable		Head-tail whirling
NA	Unremarkable		Bright red		Pectoral fins folded forwarded
	Deformed		Brown		Belly up
	Missing		Gas bubbles		Loss of balance
OPERCLE			Parasites		Long axis whirling
✓	Unremarkable	PSEUDOBRANCH		OTHER OBSERVATIONS	
	Incomplete	✓	Unremarkable		
	Deformed		Enlarged		

INTERNAL PHYSICAL EXAMINATION					
BODY CAVITY		INTESTINES		OVARIES UD	
✓	Unremarkable	✓	Unremarkable		Immature
	Fluid – clear		Flaccid		Mature
	Fluid – bloody	✓	Mucous		Ripe
	Fluid – cloudy	✓	Feces		Reabsorbing
	Adhesions		Fluid		Growth
MESENTERIC FAT			Hemorrhagic	MUSCLE	
✓	Unremarkable		Parasites	✓	Unremarkable
	None	SPLEEN			Soft
	Excessive	✓	Unremarkable		Parasites
LIVER			Enlarged	TUMORS	
✓	Unremarkable		Shrunken	NA	Liver
	Discolored		Discolored		I Baumann
	Yellowish		Ceroid Pigment Centers		II Scale
	Pale	GAS BLADDER			III
	Enlarged	✓	Unremarkable		
	Growths		Fluid	PYLORIC CAECA	
	Parasites		Growths	NA	Unremarkable
GALLBLADDER		KIDNEYS			Parasites
✓	Empty	✓	Unremarkable	TESTIS UD	
✓	Full		Pale		Immature
✓	Yellow		Swollen		Mature
	Green		Soft		Ripe
	Enlarged		Hemorrhagic		Constructed
	Parasites		Stones		Growth
STOMACH			Growths	OTHER OBSERVATIONS	
✓	Unremarkable		Cysts		
✓	Empty		Parasites (urinary bladder)		
✓	Food	COMMENTS: @ BS = black sea bass JN 10-9-14			
	Mucous				
	Fluid				
	Hemorrhagic	NA = not applicable; NE = not evaluated; RE = recording error; UD = undetermined			

SPECIMEN DATA FORM

CHECKLIST FOR PHYSICAL EXAMINATION OF FISHES		
Collection Date: 10-9-14	Examined By:	Camera: NA
Exam Date: 10-9-14	Recorded By:	Photo numbers: NA
Sex: UD Gonad NOT Recovered	Body Weight (g): 3.1	Tissues Photographed: NA
Specimen ID: MF02 (a)	Gonad Weight (g): UD	

EXTERNAL PHYSICAL EXAMINATION					
BODY FORM		ISTHMUS		BRANCHIAL CAVITY	
✓	Unremarkable	✓	Unremarkable	✓	Unremarkable
	Emaciated		Enlarged		Growths
	Truncate		Hemorrhagic		Parasites
	Scoliosis	EYES		UROGENITAL OPENING	
	Lordosis	✓	Unremarkable	✓	Unremarkable
BODY SURFACE			Popeye		Inflamed
✓	Unremarkable		Cloudy cornea	ANUS	
	Raised scales		Missing	✓	Unremarkable
	Swollen		Lens deformed		Inflamed
	Lesions		Lens parasites	LESIONS – Location(s)	
	Excess mucous		Lens cataract	NA	Fins
	Reoriented scales	FINS			Head
	Growths	✓	Unremarkable		Eyes
	Parasites		Frayed – eroded		Mouth
	Wounds		Parasites		Peduncle
	Wounds - lamprey		Hemorrhagic		Ventral
LIPS AND JAWS			Gas Bubbles		Dorsal
✓	Unremarkable	FINS - ERODED			Lateral
	Deformed	NA	Dorsal	BEHAVIOR	
	Growths		Pectoral	NE	Gasping
SNOUT			Pelvic		Flashing
✓	Unremarkable		Anal		Lethargic
	Pugnose (Pughead)		Adipose		Fin twitching
	Growths		Caudal		Convulsions
	Abrasions	GILLS			Head Up-Tail Down
BARBELS		✓	Unremarkable		Head-tail whirling
NA	Unremarkable		Bright red		Pectoral fins folded forwarded
	Deformed		Brown		Belly up
	Missing		Gas bubbles		Loss of balance
OPERCLE			Parasites		Long axis whirling
✓	Unremarkable	PSEUDOBRANCH		OTHER OBSERVATIONS	
	Incomplete	✓	Unremarkable		
	Deformed		Enlarged		

INTERNAL PHYSICAL EXAMINATION					
BODY CAVITY		INTESTINES		OVARIES UD	
✓	Unremarkable	✓	Unremarkable		Immature
	Fluid – clear		Flaccid		Mature
	Fluid – bloody	✓	Mucous		Ripe
	Fluid – cloudy	✓	Feces		Reabsorbing
	Adhesions		Fluid		Growth
MESENTERIC FAT			Hemorrhagic	MUSCLE	
✓	Unremarkable		Parasites	✓	Unremarkable
	None	SPLEEN			Soft
	Excessive	✓	Unremarkable		Parasites
LIVER			Enlarged	TUMORS	
✓	Unremarkable		Shrunken	NA	Liver
	Discolored		Discolored		I Baumann
	Yellowish		Cerold Pigment Centers		II Scale
	Pale	GAS BLADDER			III
	Enlarged	✓	Unremarkable		
	Growths		Fluid	PYLORIC CAECA	
	Parasites		Growths	NA	Unremarkable
GALLBLADDER		KIDNEYS			Parasites
✓	Empty	✓	Unremarkable	TESTIS UD	
	Full		Pale		Immature
	Yellow		Swollen		Mature
	Green		Soft		Ripe
	Enlarged		Hemorrhagic		Constructed
	Parasites		Stones		Growth
STOMACH			Growths	OTHER OBSERVATIONS	
✓	Unremarkable		Cysts		
	Empty		Parasites (urinary bladder)		
✓	Food	COMMENTS: (a) MF = mountfish stu 10-9-14			
	Mucous				
	Fluid				
	Hemorrhagic	NA = not applicable; NE = not evaluated; RE = recording error; UD = undetermined			

SPECIMEN DATA FORM

CHECKLIST FOR PHYSICAL EXAMINATION OF FISHES		
Collection Date: 10-9-14	Examined By:	Camera: NA
Exam Date: 10-9-14	Recorded By:	Photo numbers: NA
Sex: UD Gonad Not Removed	Body Weight (g): 6.4	Tissues Photographed: NA
Specimen ID: MF04 (b)	Gonad Weight (g): UD	

EXTERNAL PHYSICAL EXAMINATION					
BODY FORM		ISTHMUS		BRANCHIAL CAVITY	
✓	Unremarkable	✓	Unremarkable	✓	Unremarkable
	Emaciated		Enlarged		Growths
	Truncate		Hemorrhagic		Parasites
	Scoliosis	EYES		UROGENITAL OPENING	
	Lordosis	✓	Unremarkable	✓	Unremarkable
BODY SURFACE			Popeye		Inflamed
✓	Unremarkable		Cloudy cornea	ANUS	
	Raised scales		Missing	✓	Unremarkable
	Swollen		Lens deformed		Inflamed
	Lesions		Lens parasites	LESIONS – Location(s)	
	Excess mucous		Lens cataract	NA	Fins
	Reoriented scales	FINS			Head
	Growths	✓	Unremarkable		Eyes
	Parasites		Frayed – eroded		Mouth
	Wounds		Parasites		Peduncle
	Wounds - lamprey		Hemorrhagic		Ventral
LIPS AND JAWS			Gas Bubbles		Dorsal
✓	Unremarkable	FINS - ERODED			Lateral
	Deformed	NA	Dorsal	BEHAVIOR	
	Growths		Pectoral	NE	Gasping
SNOUT			Pelvic		Flashing
✓	Unremarkable		Anal		Lethargic
	Pugnose (Pughead)		Adipose		Fin twitching
	Growths		Caudal		Convulsions
	Abrasions	GILLS			Head Up-Tail Down
BARBELS		✓	Unremarkable		Head-tail whirling
NA	Unremarkable		Bright red		Pectoral fins folded forwarded
	Deformed		Brown		Belly up
	Missing		Gas bubbles		Loss of balance
OPERCLE			Parasites		Long axis whirling
✓	Unremarkable	PSEUDOBRANCH		OTHER OBSERVATIONS	
	Incomplete	✓	Unremarkable		
	Deformed		Enlarged		

INTERNAL PHYSICAL EXAMINATION					
BODY CAVITY		INTESTINES		OVARIES UD	
✓	Unremarkable	✓	Unremarkable	(a) X	Immature
	Fluid – clear		Flaccid		Mature
	Fluid – bloody		Mucous		Ripe
	Fluid – cloudy		Feces		Reabsorbing
	Adhesions		Fluid		Growth
MESENTERIC FAT			Hemorrhagic	MUSCLE	
✓	Unremarkable		Parasites	✓	Unremarkable
	None	SPLEEN			Soft
	Excessive	✓	Unremarkable		Parasites
LIVER			Enlarged	TUMORS	
✓	Unremarkable		Shrunken	NA	Liver
	Discolored		Discolored		I Baumann
	Yellowish		Ceroid Pigment Centers		II Scale
	Pale	GAS BLADDER			III
	Enlarged	✓	Unremarkable		
	Growths		Fluid	PYLORIC CAECA	
	Parasites		Growths	NA	Unremarkable
GALLBLADDER		KIDNEYS			Parasites
UD	Empty	✓	Unremarkable	TESTIS UD	
	Full		Pale		Immature
	Yellow		Swollen		Mature
	Green		Soft		Ripe
	Enlarged		Hemorrhagic		Constructed
	Parasites		Stones		Growth
STOMACH			Growths	OTHER OBSERVATIONS	
✓	Unremarkable		Cysts		
✓	Empty		Parasites (urinary bladder)		
✓	Food	COMMENTS: (a) RE JW 10-9-14			
	Mucous	(b) MF = mooneye JW 10-9-14			
	Fluid				
	Hemorrhagic	NA = not applicable; NE = not evaluated; RE = recording error; UD = undetermined			

SPECIMEN DATA FORM

CHECKLIST FOR PHYSICAL EXAMINATION OF FISHES		
Collection Date: 10-9-14	Examined By:	Camera: NA
Exam Date: 10-9-14	Recorded By:	Photo numbers: NA
Sex: UD Gonad Not Recovered	Body Weight (g): 3.5	Tissues Photographed: NA
Specimen ID: MF-05 @	Gonad Weight (g): UD	

EXTERNAL PHYSICAL EXAMINATION					
BODY FORM		ISTHMUS		BRANCHIAL CAVITY	
✓	Unremarkable	✓	Unremarkable	✓	Unremarkable
	Emaciated		Enlarged		Growths
	Truncate		Hemorrhagic		Parasites
	Scoliosis	EYES		UROGENITAL OPENING	
	Lordosis	✓	Unremarkable	✓	Unremarkable
BODY SURFACE			Popeye		Inflamed
✓	Unremarkable		Cloudy cornea	ANUS	
	Raised scales		Missing	✓	Unremarkable
	Swollen		Lens deformed		Inflamed
	Lesions		Lens parasites	LESIONS – Location(s)	
	Excess mucous		Lens cataract	NA	Fins
	Reoriented scales	FINS			Head
	Growths	✓	Unremarkable		Eyes
	Parasites		Frayed – eroded		Mouth
	Wounds		Parasites		Peduncle
	Wounds - lamprey		Hemorrhagic		Ventral
LIPS AND JAWS			Gas Bubbles		Dorsal
✓	Unremarkable	FINS - ERODED			Lateral
	Deformed	NA	Dorsal	BEHAVIOR	
	Growths		Pectoral	NA	Gasping
SNOUT			Pelvic		Flashing
✓	Unremarkable		Anal		Lethargic
	Pugnose (Pughead)		Adipose		Fin twitching
	Growths		Caudal		Convulsions
	Abrasions	GILLS			Head Up-Tail Down
BARBELS		✓	Unremarkable		Head-tail whirling
NA	Unremarkable		Bright red		Pectoral fins folded forwarded
	Deformed		Brown		Belly up
	Missing		Gas bubbles		Loss of balance
OPERCLE			Parasites		Long axis whirling
✓	Unremarkable	PSEUDOBRANCH		OTHER OBSERVATIONS	
	Incomplete	✓	Unremarkable		
	Deformed		Enlarged		

INTERNAL PHYSICAL EXAMINATION					
BODY CAVITY		INTESTINES		OVARIES UD	
✓	Unremarkable	✓	Unremarkable		Immature
	Fluid – clear		Flaccid		Mature
	Fluid – bloody		Mucous		Ripe
	Fluid – cloudy		Feces		Reabsorbing
	Adhesions		Fluid		Growth
MESENTERIC FAT			Hemorrhagic	MUSCLE	
✓	Unremarkable		Parasites	✓	Unremarkable
	None	SPLEEN			Soft
	Excessive	✓	Unremarkable		Parasites
LIVER			Enlarged	TUMORS	
✓	Unremarkable		Shrunken	NA	Liver
	Discolored		Discolored		I Baumann
	Yellowish		Ceroid Pigment Centers		II Scale
	Pale	GAS BLADDER			III
	Enlarged	✓	Unremarkable		
	Growths		Fluid	PYLORIC CAECA	
	Parasites		Growths	NA	Unremarkable
GALLBLADDER		KIDNEYS			Parasites
✓	Empty	✓	Unremarkable	TESTIS UD	
✓	Full		Pale		Immature
	Yellow		Swollen		Mature
	Green		Soft		Ripe
	Enlarged		Hemorrhagic		Constructed
	Parasites		Stones		Growth
STOMACH			Growths	OTHER OBSERVATIONS	
✓	Unremarkable		Cysts		
✓	Empty		Parasites (urinary bladder)		
	Food	COMMENTS: @ MF = moonfish JW 10-9-14			
	Mucous				
	Fluid				
	Hemorrhagic	NA = not applicable; NE = not evaluated; RE = recording error; UD = undetermined			

SPECIMEN DATA FORM

CHECKLIST FOR PHYSICAL EXAMINATION OF FISHES

Collection Date: 10-9-14	Examined By: [illegible]	Camera: NA
Exam Date: 10-9-14	Recorded By: [illegible]	Photo numbers: NA
Sex: M	Body Weight (g): 57.5	Tissues Photographed: NA
Specimen ID: NK04 (12)	Gonad Weight (g): 0.11	

EXTERNAL PHYSICAL EXAMINATION

BODY FORM		ISTHMUS		BRANCHIAL CAVITY	
✓	Unremarkable	✓	Unremarkable	✓	Unremarkable
	Emaciated		Enlarged		Growths
	Truncate		Hemorrhagic		Parasites
	Scoliosis	EYES		UROGENITAL OPENING	
	Lordosis	✓	Unremarkable	✓	Unremarkable
BODY SURFACE			Popeye		Inflamed
✓	Unremarkable		Cloudy cornea	ANUS	
	Raised scales		Missing	✓	Unremarkable
	Swollen		Lens deformed		Inflamed
	Lesions		Lens parasites	LESIONS – Location(s)	
	Excess mucous		Lens cataract	NA	Fins
	Reoriented scales	FINS			Head
	Growths	✓	Unremarkable		Eyes
	Parasites		Frayed – eroded		Mouth
	Wounds		Parasites		Peduncle
	Wounds - lamprey		Hemorrhagic		Ventral
LIPS AND JAWS			Gas Bubbles		Dorsal
✓	Unremarkable	FINS - ERODED			Lateral
	Deformed	NA	Dorsal	BEHAVIOR	
	Growths		Pectoral	NE	Gasping
SNOUT			Pelvic		Flashing
✓	Unremarkable		Anal		Lethargic
	Pugnose (Pughead)		Adipose		Fin twitching
	Growths		Caudal		Convulsions
	Abrasions	GILLS			Head Up-Tail Down
BARBELS		✓	Unremarkable		Head-tail whirling
✓	Unremarkable		Bright red		Pectoral fins folded forwarded
	Deformed		Brown		Belly up
	Missing		Gas bubbles		Loss of balance
OPERCLE			Parasites		Long axis whirling
✓	Unremarkable	PSEUDOBRANCH		OTHER OBSERVATIONS	
	Incomplete	✓	Unremarkable		
	Deformed		Enlarged		

INTERNAL PHYSICAL EXAMINATION

BODY CAVITY		INTESTINES		OVARIES	
✓	Unremarkable	✓	Unremarkable	NA	Immature
	Fluid – clear		Flaccid		Mature
	Fluid – bloody	✓	Mucous		Ripe
	Fluid – cloudy		Feces		Reabsorbing
	Adhesions		Fluid		Growth
MESENTERIC FAT			Hemorrhagic	MUSCLE	
✓	Unremarkable		Parasites	✓	Unremarkable
	None	SPLEEN			Soft
	Excessive	✓	Unremarkable		Parasites
LIVER			Enlarged	TUMORS	
✓	Unremarkable		Shrunken	NA	Liver
	Discolored		Discolored		I Baumann
	Yellowish		Ceroid Pigment Centers		II Scale
	Pale	GAS BLADDER			III
	Enlarged	✓	Unremarkable		
	Growths		Fluid	PYLORIC CAECA	
	Parasites		Growths	✓	Unremarkable
GALLBLADDER		KIDNEYS			Parasites
✓	Empty	✓	Unremarkable	TESTIS	
✓	Full		Pale	✓	Immature
	Yellow		Swollen		Mature
	Green		Soft		Ripe
	Enlarged		Hemorrhagic		Constructed
	Parasites		Stones		Growth
STOMACH			Growths	OTHER OBSERVATIONS	
✓	Unremarkable		Cysts		
✓	Empty		Parasites (urinary bladder)		
	Food	COMMENTS @NK = northern kingfish TW 10-9-14			
	Mucous				
	Fluid				
	Hemorrhagic	NA = not applicable; NE = not evaluated; RE = recording error; UD = undetermined			

SPECIMEN DATA FORM

CHECKLIST FOR PHYSICAL EXAMINATION OF FISHES		
Collection Date: 10-9-14	Examined By:	Camera: NA
Exam Date: 10-9-14	Recorded By:	Photo numbers: NA
Sex: M	Body Weight (g): 39.6	Tissues Photographed: NA
Specimen ID: NK05 @	Gonad Weight (g): 0.10	

EXTERNAL PHYSICAL EXAMINATION					
BODY FORM		ISTHMUS		BRANCHIAL CAVITY	
✓	Unremarkable	✓	Unremarkable	✓	Unremarkable
	Emaciated		Enlarged		Growths
	Truncate		Hemorrhagic		Parasites
	Scoliosis	EYES		UROGENITAL OPENING	
	Lordosis	✓	Unremarkable	✓	Unremarkable
BODY SURFACE			Popeye		Inflamed
✓	Unremarkable		Cloudy cornea	ANUS	
	Raised scales		Missing	✓	Unremarkable
	Swollen		Lens deformed		Inflamed
	Lesions		Lens parasites	LESIONS – Location(s)	
	Excess mucous		Lens cataract	NA	Fins
	Reoriented scales	FINS			Head
	Growths	✓	Unremarkable		Eyes
	Parasites		Frayed – eroded		Mouth
	Wounds		Parasites		Peduncle
	Wounds - lamprey		Hemorrhagic		Ventral
LIPS AND JAWS			Gas Bubbles		Dorsal
✓	Unremarkable	FINS - ERODED			Lateral
	Deformed	NA	Dorsal	BEHAVIOR	
	Growths		Pectoral	NE	Gasping
SNOUT			Pelvic		Flashing
✓	Unremarkable		Anal		Lethargic
	Pugnose (Pughead)		Adipose		Fin twitching
	Growths		Caudal		Convulsions
	Abrasions	GILLS			Head Up-Tail Down
BARBELS		✓	Unremarkable		Head-tail whirling
✓	Unremarkable		Bright red		Pectoral fins folded forwarded
	Deformed		Brown		Belly up
	Missing		Gas bubbles		Loss of balance
OPERCLE			Parasites		Long axis whirling
✓	Unremarkable	PSEUDOBRANCH		OTHER OBSERVATIONS	
	Incomplete	✓	Unremarkable		
	Deformed		Enlarged		

INTERNAL PHYSICAL EXAMINATION					
BODY CAVITY		INTESTINES		OVARIES	
✓	Unremarkable	✓	Unremarkable	NA	Immature
	Fluid – clear		Flaccid		Mature
	Fluid – bloody		Mucous		Ripe
	Fluid – cloudy		Feces		Reabsorbing
	Adhesions		Fluid		Growth
MESENTERIC FAT			Hemorrhagic	MUSCLE	
✓	Unremarkable		Parasites	✓	Unremarkable
	None	SPLEEN			Soft
	Excessive	✓	Unremarkable		Parasites
LIVER			Enlarged	TUMORS	
✓	Unremarkable		Shrunken	NA	Liver
	Discolored		Discolored		I Baumann
	Yellowish		Ceroid Pigment Centers		II Scale
	Pale	GAS BLADDER			III
	Enlarged	✓	Unremarkable		
	Growths		Fluid	PYLORIC CAECA	
	Parasites		Growths	✓	Unremarkable
GALLBLADDER		KIDNEYS			Parasites
✓	Empty	✓	Unremarkable	TESTIS	
	Full		Pale	✓	Immature
	Yellow		Swollen		Mature
	Green		Soft		Ripe
	Enlarged		Hemorrhagic		Constructed
	Parasites		Stones		Growth
STOMACH			Growths	OTHER OBSERVATIONS	
✓	Unremarkable		Cysts		
✓	Empty		Parasites (urinary bladder)		
	Food	COMMENTS: @NK = Northern kingfish TW 10-9-14			
	Mucous				
	Fluid				
	Hemorrhagic	NA = not applicable; NE = not evaluated; RE = recording error; UD = undetermined			

SPECIMEN DATA FORM

CHECKLIST FOR PHYSICAL EXAMINATION OF FISHES

Collection Date: 10-9-14	Examined By:	Camera: NA
Exam Date: 10-9-14	Recorded By:	Photo numbers: NA
Sex: M	Body Weight (g): 4.6	Tissues Photographed: NA
Specimen ID: NB03WBAC001-01 @	Gonad Weight (g): 0.01	

EXTERNAL PHYSICAL EXAMINATION

BODY FORM		ISTHMUS		BRANCHIAL CAVITY	
✓	Unremarkable	✓	Unremarkable	✓	Unremarkable
	Emaciated		Enlarged		Growths
	Truncate		Hemorrhagic		Parasites
	Scoliosis	EYES		UROGENITAL OPENING	
	Lordosis	✓	Unremarkable	✓	Unremarkable
BODY SURFACE			Popeye		Inflamed
✓	Unremarkable		Cloudy cornea	ANUS	
	Raised scales		Missing	✓	Unremarkable
	Swollen		Lens deformed		Inflamed
	Lesions		Lens parasites	LESIONS – Location(s)	
	Excess mucous		Lens cataract	NA	Fins
	Reoriented scales	FINS			Head
	Growths	✓	Unremarkable		Eyes
	Parasites		Frayed – eroded		Mouth
	Wounds		Parasites		Peduncle
	Wounds - lamprey		Hemorrhagic		Ventral
LIPS AND JAWS			Gas Bubbles		Dorsal
✓	Unremarkable	FINS - ERODED			Lateral
	Deformed	NA	Dorsal	BEHAVIOR	
	Growths		Pectoral	NE	Gasping
SNOUT			Pelvic		Flashing
✓	Unremarkable		Anal		Lethargic
	Pugnose (Pughead)		Adipose		Fin twitching
	Growths		Caudal		Convulsions
	Abrasions	GILLS			Head Up-Tail Down
BARBELS		✓	Unremarkable		Head-tail whirling
NA	Unremarkable		Bright red		Pectoral fins folded forwarded
	Deformed		Brown		Belly up
	Missing		Gas bubbles		Loss of balance
OPERCLE			Parasites		Long axis whirling
✓	Unremarkable	PSEUDOBRANCH		OTHER OBSERVATIONS	
	Incomplete	✓	Unremarkable		
	Deformed		Enlarged		

INTERNAL PHYSICAL EXAMINATION

BODY CAVITY		INTESTINES		OVARIES	
✓	Unremarkable	✓	Unremarkable	NA	Immature
	Fluid – clear		Flaccid		Mature
	Fluid – bloody	✓	Mucous		Ripe
	Fluid – cloudy		Feces		Reabsorbing
	Adhesions		Fluid		Growth
MESENTERIC FAT			Hemorrhagic	MUSCLE	
✓	Unremarkable		Parasites	✓	Unremarkable
	None	SPLEEN			Soft
	Excessive	✓	Unremarkable		Parasites
LIVER			Enlarged	TUMORS	
✓	Unremarkable		Shrunken	NA	Liver
	Discolored		Discolored		I Baumann
	Yellowish		Ceroid Pigment Centers		II Scale
	Pale	GAS BLADDER			III
	Enlarged	✓	Unremarkable		
	Growths		Fluid	PYLORIC CAECA	
	Parasites		Growths	NA	Unremarkable
GALLBLADDER		KIDNEYS			Parasites
UD	Empty	✓	Unremarkable	TESTIS	
	Full		Pale		Immature
	Yellow		Swollen	✓	Mature
	Green		Soft		Ripe
	Enlarged		Hemorrhagic		Constructed
	Parasites		Stones		Growth
STOMACH			Growths	OTHER OBSERVATIONS	
✓	Unremarkable		Cysts		
✓	Empty		Parasites (urinary bladder)		
	Food	COMMENTS: @ BA = bay anchovy JW 10-9-14			
	Mucous				
	Fluid				
	Hemorrhagic	NA = not applicable; NE = not evaluated; RE = recording error; UD = undetermined			

SPECIMEN DATA FORM

CHECKLIST FOR PHYSICAL EXAMINATION OF FISHES		
Collection Date: 10-9-14	Examined By:	Camera: Olympus TG-3
Exam Date: 10-9-14	Recorded By:	Photo numbers: 4
Sex: M	Body Weight (g): 3.0	Tissues Photographed: Skin
Specimen ID: NB03WBA2009-02 (2)	Gonad Weight (g): 0.03	

EXTERNAL PHYSICAL EXAMINATION					
BODY FORM		ISTHMUS		BRANCHIAL CAVITY	
✓	Unremarkable	✓	Unremarkable	✓	Unremarkable
	Emaciated		Enlarged		Growths
	Truncate		Hemorrhagic		Parasites
	Scollosis	EYES		UROGENITAL OPENING	
	Lordosis	✓	Unremarkable	✓	Unremarkable
BODY SURFACE			Popeye		Inflamed
	Unremarkable		Cloudy cornea	ANUS	
	Raised scales		Missing	✓	Unremarkable
	Swollen		Lens deformed		Inflamed
	Lesions		Lens parasites	LESIONS – Location(s)	
	Excess mucous		Lens cataract		Fins
	Reoriented scales	FINS		✓	Head
	Growths	✓	Unremarkable		Eyes
✓	Parasites		Frayed – eroded		Mouth
	Wounds		Parasites		Peduncle
	Wounds - lamprey		Hemorrhagic		Ventral
LIPS AND JAWS			Gas Bubbles	✓	Dorsal
✓	Unremarkable	FINS - ERODED			Lateral
	Deformed	NA	Dorsal	BEHAVIOR	
	Growths		Pectoral	NE	Gasping
SNOUT			Pelvic		Flashing
✓	Unremarkable		Anal		Lethargic
	Pugnose (Pughead)		Adipose		Fin twitching
	Growths		Caudal		Convulsions
	Abrasions	GILLS			Head Up-Tail Down
BARBELS		✓	Unremarkable		Head-tail whirling
NA	Unremarkable		Bright red		Pectoral fins folded forwarded
	Deformed		Brown		Belly up
	Missing		Gas bubbles		Loss of balance
OPERCLE			Parasites		Long axis whirling
✓	Unremarkable	PSEUDOBRANCH		OTHER OBSERVATIONS	
	Incomplete	✓	Unremarkable		
	Deformed		Enlarged		

INTERNAL PHYSICAL EXAMINATION					
BODY CAVITY		INTESTINES		OVARIES	
✓	Unremarkable	✓	Unremarkable	NA	Immature
	Fluid – clear		Flaccid		Mature
	Fluid – bloody		Mucous		Ripe
	Fluid – cloudy		Feces		Reabsorbing
	Adhesions		Fluid		Growth
MESENTERIC FAT			Hemorrhagic	MUSCLE	
✓	Unremarkable		Parasites	✓	Unremarkable
	None	SPLEEN			Soft
	Excessive	✓	Unremarkable		Parasites
LIVER			Enlarged	TUMORS	
✓	Unremarkable		Shrunken	NA	Liver
	Discolored		Discolored		I Baumann
	Yellowish		Ceroid Pigment Centers		II Scale
	Pale	GAS BLADDER			III
	Enlarged	✓	Unremarkable		
	Growths		Fluid	PYLORIC CAECA	
	Parasites		Growths	NA	Unremarkable
GALLBLADDER		KIDNEYS			Parasites
UD	Empty	✓	Unremarkable	TESTIS	
	Full		Pale		Immature
	Yellow		Swollen	✓	Mature
	Green		Soft		Ripe
	Enlarged		Hemorrhagic		Constructed
	Parasites		Stones		Growth
STOMACH			Growths	OTHER OBSERVATIONS	
✓	Unremarkable		Cysts		
✓	Empty		Parasites (urinary bladder)		
	Food	COMMENTS: @ BA = bay anchovy TW 10-9-14			
	Mucous				
	Fluid				
	Hemorrhagic	NA = not applicable; NE = not evaluated; RE = recording error; UD = undetermined			

SPECIMEN DATA FORM

CHECKLIST FOR PHYSICAL EXAMINATION OF FISHES		
Collection Date: 10-9-14	Examined By:	Camera: Olympus TG3
Exam Date: 10-9-14	Recorded By:	Photo numbers: 5
Sex: M	Body Weight (g): 2.14	Tissues Photographed: Sb. M
Specimen ID: PB03WBA(001-03 @	Gonad Weight (g): 0.01	

EXTERNAL PHYSICAL EXAMINATION					
BODY FORM		ISTHMUS		BRANCHIAL CAVITY	
✓	Unremarkable	✓	Unremarkable	✓	Unremarkable
	Emaciated		Enlarged		Growths
	Truncate		Hemorrhagic		Parasites
	Scoliosis	EYES		UROGENITAL OPENING	
	Lordosis	✓	Unremarkable	✓	Unremarkable
BODY SURFACE			Popeye		Inflamed
	Unremarkable		Cloudy cornea	ANUS	
	Raised scales		Missing	✓	Unremarkable
	Swollen		Lens deformed		Inflamed
	Lesions		Lens parasites	LESIONS – Location(s)	
	Excess mucous		Lens cataract		Fins
	Reoriented scales	FINS		✓	Head
	Growths	✓	Unremarkable		Eyes
✓	Parasites		Frayed – eroded		Mouth
	Wounds		Parasites		Peduncle
	Wounds - lamprey		Hemorrhagic		Ventral
LIPS AND JAWS			Gas Bubbles	✓	Dorsal
✓	Unremarkable	FINS - ERODED			Lateral
	Deformed	NA	Dorsal	BEHAVIOR	
	Growths		Pectoral	NE	Gasping
SNOUT			Pelvic		Flashing
✓	Unremarkable		Anal		Lethargic
	Pugnose (Pughead)		Adipose		Fin twitching
	Growths		Caudal		Convulsions
	Abrasions	GILLS			Head Up-Tail Down
BARBELS		✓	Unremarkable		Head-tail whirling
NA	Unremarkable		Bright red		Pectoral fins folded forwarded
	Deformed		Brown		Belly up
	Missing		Gas bubbles		Loss of balance
OPERCLE			Parasites		Long axis whirling
✓	Unremarkable	PSEUDOBRANCH		OTHER OBSERVATIONS	
	Incomplete	✓	Unremarkable		
	Deformed		Enlarged		

INTERNAL PHYSICAL EXAMINATION					
BODY CAVITY		INTESTINES		OVARIES	
✓	Unremarkable	✓	Unremarkable	NA	Immature
	Fluid – clear		Flaccid		Mature
	Fluid – bloody	✓	Mucous		Ripe
	Fluid – cloudy		Feces		Reabsorbing
	Adhesions		Fluid		Growth
MESENTERIC FAT			Hemorrhagic	MUSCLE	
✓	Unremarkable		Parasites	✓	Unremarkable
	None	SPLEEN			Soft
	Excessive	✓	Unremarkable		Parasites
LIVER			Enlarged	TUMORS	
✓	Unremarkable		Shrunken	NA	Liver
	Discolored		Discolored		I Baumann
	Yellowish		Ceroid Pigment Centers		II Scale
	Pale	GAS BLADDER			III
	Enlarged	✓	Unremarkable		
	Growths		Fluid	PYLORIC CAECA	
	Parasites		Growths	NA	Unremarkable
GALLBLADDER		KIDNEYS			Parasites
UD	Empty	✓	Unremarkable	TESTIS	
	Full		Pale		Immature
	Yellow		Swollen	✓	Mature
	Green		Soft		Ripe
	Enlarged		Hemorrhagic		Constructed
	Parasites		Stones		Growth
STOMACH			Growths	OTHER OBSERVATIONS	
✓	Unremarkable		Cysts		
✓	Empty		Parasites (urinary bladder)		
	Food	COMMENTS: @ BA = bay anchovy SW 10-9-14			
	Mucous				
	Fluid				
	Hemorrhagic	NA = not applicable; NE = not evaluated; RE = recording error; UD = undetermined			

SPECIMEN DATA FORM

CHECKLIST FOR PHYSICAL EXAMINATION OF FISHES		
Collection Date: 10-9-14	Examined By:	Camera: NA
Exam Date: 10-9-14	Recorded By:	Photo numbers: NA
Sex: M	Body Weight (g): 2.7	Tissues Photographed: NA
Specimen ID: NBO3WBAC001-05 (a)	Gonad Weight (g): 0.01	

EXTERNAL PHYSICAL EXAMINATION					
BODY FORM		ISTHMUS		BRANCHIAL CAVITY	
✓	Unremarkable	✓	Unremarkable	✓	Unremarkable
	Emaciated		Enlarged		Growths
	Truncate		Hemorrhagic		Parasites
	Scoliosis	EYES		UROGENITAL OPENING	
	Lordosis	✓	Unremarkable	✓	Unremarkable
BODY SURFACE			Popeye		Inflamed
✓	Unremarkable		Cloudy cornea	ANUS	
	Raised scales		Missing	✓	Unremarkable
	Swollen		Lens deformed		Inflamed
	Lesions		Lens parasites	LESIONS – Location(s)	
	Excess mucous		Lens cataract	NA	Fins
	Reoriented scales	FINS			Head
	Growths	✓	Unremarkable		Eyes
	Parasites		Frayed – eroded		Mouth
	Wounds		Parasites		Peduncle
	Wounds - lamprey		Hemorrhagic		Ventral
LIPS AND JAWS			Gas Bubbles		Dorsal
✓	Unremarkable	FINS - ERODED			Lateral
	Deformed	NA	Dorsal	BEHAVIOR	
	Growths		Pectoral	NE	Gasping
SNOUT			Pelvic		Flashing
✓	Unremarkable		Anal		Lethargic
	Pugnose (Pughead)		Adipose		Fin twitching
	Growths		Caudal		Convulsions
	Abrasions	GILLS			Head Up-Tail Down
BARBELS		✓	Unremarkable		Head-tail whirling
NA	Unremarkable		Bright red		Pectoral fins folded forwarded
	Deformed		Brown		Belly up
	Missing		Gas bubbles		Loss of balance
OPERCLE			Parasites		Long axis whirling
✓	Unremarkable	PSEUDOBRANCH		OTHER OBSERVATIONS	
	Incomplete	✓	Unremarkable		
	Deformed		Enlarged		

INTERNAL PHYSICAL EXAMINATION					
BODY CAVITY		INTESTINES		OVARIES	
✓	Unremarkable	✓	Unremarkable	NA	Immature
	Fluid – clear		Flaccid		Mature
	Fluid – bloody	✓	Mucous		Ripe
	Fluid – cloudy		Feces		Reabsorbing
	Adhesions		Fluid		Growth
MESENTERIC FAT			Hemorrhagic	MUSCLE	
✓	Unremarkable		Parasites	✓	Unremarkable
	None	SPLEEN			Soft
	Excessive	✓	Unremarkable		Parasites
LIVER			Enlarged	TUMORS	
✓	Unremarkable		Shrunken	NA	Liver
	Discolored		Discolored		I Baumann
	Yellowish		Ceroid Pigment Centers		II Scale
	Pale	GAS BLADDER			III
	Enlarged	✓	Unremarkable		
	Growths		Fluid	PYLORIC CAECA	
	Parasites		Growths	NA	Unremarkable
GALLBLADDER		KIDNEYS			Parasites
UD	Empty	✓	Unremarkable	TESTIS	
	Full		Pale		Immature
	Yellow		Swollen	✓	Mature
	Green		Soft		Ripe
	Enlarged		Hemorrhagic		Constructed
	Parasites		Stones		Growth
STOMACH			Growths	OTHER OBSERVATIONS	
✓	Unremarkable		Cysts		
✓	Empty		Parasites (urinary bladder)		
	Food	COMMENTS: @ BA = bay anchovy JW 10-9-14			
	Mucous				
	Fluid				
	Hemorrhagic	NA = not applicable; NE = not evaluated; RE = recording error; UD = undetermined			

SPECIMEN DATA FORM

CHECKLIST FOR PHYSICAL EXAMINATION OF FISHES		
Collection Date: 10-9-14	Examined By:	Camera: NA
Exam Date: 10-9-14	Recorded By:	Photo numbers: NA
Sex: Tot: Immature 10 sex	Body Weight (g): 25.2	Tissues Photographed: NA
Specimen ID: NB03FBLC002 (2)	Gonad Weight (g): 0.02	

EXTERNAL PHYSICAL EXAMINATION					
BODY FORM		ISTHMUS		BRANCHIAL CAVITY	
✓	Unremarkable	✓	Unremarkable	✓	Unremarkable
	Emaciated		Enlarged		Growths
	Truncate		Hemorrhagic		Parasites
	Scoliosis	EYES		UROGENITAL OPENING	
	Lordosis	✓	Unremarkable	✓	Unremarkable
BODY SURFACE			Popeye		Inflamed
✓	Unremarkable		Cloudy cornea	ANUS	
	Raised scales		Missing	✓	Unremarkable
	Swollen		Lens deformed		Inflamed
	Lesions		Lens parasites	LESIONS – Location(s)	
	Excess mucous		Lens cataract	NA	Fins
	Reoriented scales	FINS			Head
	Growths	✓	Unremarkable		Eyes
	Parasites		Frayed – eroded		Mouth
	Wounds		Parasites		Peduncle
	Wounds - lamprey		Hemorrhagic		Ventral
LIPS AND JAWS			Gas Bubbles		Dorsal
✓	Unremarkable	FINS - ERODED			Lateral
	Deformed	NA	Dorsal	BEHAVIOR	
	Growths		Pectoral	NE	Gasping
SNOUT			Pelvic		Flashing
✓	Unremarkable		Anal		Lethargic
	Pugnose (Pughead)		Adipose		Fin twitching
	Growths		Caudal		Convulsions
	Abrasions	GILLS			Head Up-Tail Down
BARBELS		✓	Unremarkable		Head-tail whirling
NA	Unremarkable		Bright red		Pectoral fins folded forwarded
	Deformed		Brown		Belly up
	Missing		Gas bubbles		Loss of balance
OPERCLE			Parasites		Long axis whirling
✓	Unremarkable	PSEUDOBRANCH		OTHER OBSERVATIONS	
	Incomplete	✓	Unremarkable		
	Deformed		Enlarged		

INTERNAL PHYSICAL EXAMINATION					
BODY CAVITY		INTESTINES		OVARIES UD	
✓	Unremarkable	✓	Unremarkable		Immature
	Fluid – clear		Flaccid		Mature
	Fluid – bloody		Mucous		Ripe
	Fluid – cloudy	✓	Feces		Reabsorbing
	Adhesions		Fluid		Growth
MESENTERIC FAT			Hemorrhagic	MUSCLE	
✓	Unremarkable		Parasites	✓	Unremarkable
	None	SPLEEN			Soft
	Excessive	✓	Unremarkable		Parasites
LIVER			Enlarged	TUMORS	
✓	Unremarkable		Shrunken	NA	Liver
	Discolored		Discolored		I Baumann
	Yellowish		Ceroid Pigment Centers		II Scale
	Pale	GAS BLADDER			III
	Enlarged	✓	Unremarkable		
	Growths		Fluid	PYLORIC CAECA	
	Parasites		Growths	NA	Unremarkable
GALLBLADDER		KIDNEYS			Parasites
✓	Empty	✓	Unremarkable	TESTIS UD	
	Full		Pale		Immature
	Yellow		Swollen		Mature
	Green		Soft		Ripe
	Enlarged		Hemorrhagic		Constructed
	Parasites		Stones		Growth
STOMACH			Growths	OTHER OBSERVATIONS	
✓	Unremarkable		Cysts		
✓	Empty		Parasites (urinary bladder)		
	Food	COMMENTS: (2) BL= bluefish DV 10-9-14			
	Mucous				
	Fluid				
	Hemorrhagic	NA = not applicable; NE = not evaluated; RE = recording error; UD = undetermined			

SPECIMEN DATA FORM

CHECKLIST FOR PHYSICAL EXAMINATION OF FISHES		
Collection Date: 10-9-14	Examined By:	Camera: NA
Exam Date: 10-9-14	Recorded By:	Photo numbers: NA
Sex: UD Too Immature to Sex	Body Weight (g): 145.8	Tissues Photographed: NA
Specimen ID: NB 0305FC003 (2)	Gonad Weight (g): 0.16	

EXTERNAL PHYSICAL EXAMINATION					
BODY FORM		ISTHMUS		BRANCHIAL CAVITY	
✓	Unremarkable	✓	Unremarkable	✓	Unremarkable
	Emaciated		Enlarged		Growths
	Truncate		Hemorrhagic		Parasites
	Scoliosis	EYES		UROGENITAL OPENING	
	Lordosis	✓	Unremarkable	✓	Unremarkable
BODY SURFACE			Popeye		Inflamed
✓	Unremarkable		Cloudy cornea	ANUS	
	Raised scales		Missing	✓	Unremarkable
	Swollen		Lens deformed		Inflamed
	Lesions		Lens parasites	LESIONS – Location(s)	
	Excess mucous		Lens cataract	NA	Fins
	Reoriented scales	FINS			Head
	Growths	✓	Unremarkable		Eyes
	Parasites		Frayed – eroded		Mouth
	Wounds		Parasites		Peduncle
	Wounds - lamprey		Hemorrhagic		Ventral
LIPS AND JAWS			Gas Bubbles		Dorsal
✓	Unremarkable	FINS - ERODED			Lateral
	Deformed	NA	Dorsal	BEHAVIOR	
	Growths		Pectoral	NE	Gasping
SNOUT			Pelvic		Flashing
✓	Unremarkable		Anal		Lethargic
	Pugnose (Pughead)		Adipose		Fin twitching
	Growths		Caudal		Convulsions
	Abrasions	GILLS			Head Up-Tail Down
BARBELS		✓	Unremarkable		Head-tail whirling
NA	Unremarkable		Bright red		Pectoral fins folded forwarded
	Deformed		Brown		Belly up
	Missing		Gas bubbles		Loss of balance
OPERCLE			Parasites		Long axis whirling
✓	Unremarkable	PSEUDOBRANCH		OTHER OBSERVATIONS	
	Incomplete	✓	Unremarkable		
	Deformed		Enlarged		

INTERNAL PHYSICAL EXAMINATION					
BODY CAVITY		INTESTINES		OVARIES UD	
✓	Unremarkable	✓	Unremarkable		Immature
	Fluid – clear		Flaccid		Mature
	Fluid – bloody	✓	Mucous		Ripe
	Fluid – cloudy	✓	Feces		Reabsorbing
	Adhesions		Fluid		Growth
MESENTERIC FAT			Hemorrhagic	MUSCLE	
✓	Unremarkable		Parasites	✓	Unremarkable
	None	SPLEEN			Soft
	Excessive	✓	Unremarkable		Parasites
LIVER			Enlarged	TUMORS	
✓	Unremarkable		Shrunken	NA	Liver
	Discolored		Discolored		I Baumann
	Yellowish		Ceroid Pigment Centers		II Scale
	Pale	GAS BLADDER			III
	Enlarged	NA	Unremarkable		
	Growths		Fluid	PYLORIC CAECA	
	Parasites		Growths	NA	Unremarkable
GALLBLADDER		KIDNEYS			Parasites
	Empty	✓	Unremarkable	TESTIS UD	
✓	Full		Pale		Immature
	Yellow		Swollen		Mature
	Green		Soft		Ripe
	Enlarged		Hemorrhagic		Constructed
	Parasites		Stones		Growth
STOMACH			Growths	OTHER OBSERVATIONS	
✓	Unremarkable		Cysts		
✓	Empty		Parasites (urinary bladder)		
	Food	COMMENTS: @ SF = Summer flounder TW 10-9-14			
	Mucous				
	Fluid				
	Hemorrhagic	NA = not applicable; NE = not evaluated; RE = recording error; UD = undetermined			

SPECIMEN DATA FORM

CHECKLIST FOR PHYSICAL EXAMINATION OF FISHES		
Collection Date: 10-9-14	Examined By:	Camera: NA
Exam Date: (b) 10-9-14	Recorded By:	Photo numbers: NA
Sex: F M	Body Weight (g): 6.1	Tissues Photographed: NA
Specimen ID: NBO3WASN014-01 (c)	Gonad Weight (g): 0.104	

EXTERNAL PHYSICAL EXAMINATION

BODY FORM	ISTHMUS	BRANCHIAL CAVITY
✓ Unremarkable	✓ Unremarkable	✓ Unremarkable
Emaciated	Enlarged	Growths
Truncate	Hemorrhagic	Parasites
Scoliosis	EYES	UROGENITAL OPENING
Lordosis	✓ Unremarkable	✓ Unremarkable
BODY SURFACE	Popeye	Inflamed
✓ Unremarkable	Cloudy cornea	ANUS
Raised scales	Missing	✓ Unremarkable
Swollen	Lens deformed	Inflamed
Lesions	Lens parasites	LESIONS – Location(s)
Excess mucous	Lens cataract	NA Fins
Reoriented scales	FINS	Head
Growths	✓ Unremarkable	Eyes
Parasites	Frayed – eroded	Mouth
Wounds	Parasites	Peduncle
Wounds - lamprey	Hemorrhagic	Ventral
LIPS AND JAWS	Gas Bubbles	Dorsal
✓ Unremarkable	FINS - ERODED	Lateral
Deformed	NA Dorsal	BEHAVIOR
Growths	Pectoral	NE Gasping
SNOUT	Pelvic	Flashing
✓ Unremarkable	Anal	Lethargic
Pugnose (Pughead)	Adipose	Fin twitching
Growths	Caudal	Convulsions
Abrasions	GILLS	Head Up-Tail Down
BARBELS	✓ Unremarkable	Head-tail whirling
NA Unremarkable	Bright red	Pectoral fins folded forwarded
Deformed	Brown	Belly up
Missing	Gas bubbles	Loss of balance
OPERCLE	Parasites	Long axis whirling
✓ Unremarkable	PSEUDOBRANCH	OTHER OBSERVATIONS
Incomplete	✓ Unremarkable	
Deformed	Enlarged	

INTERNAL PHYSICAL EXAMINATION

BODY CAVITY	INTESTINES	OVARIES
✓ Unremarkable	✓ Unremarkable	(b) ✓ Immature
Fluid – clear	Flaccid	✓ Mature
Fluid – bloody	Mucous	Ripe
Fluid – cloudy	Feces	Reabsorbing
Adhesions	Fluid	Growth
MESENTERIC FAT	Hemorrhagic	MUSCLE
✓ Unremarkable	Parasites	✓ Unremarkable
None	SPLEEN	Soft
Excessive	✓ Unremarkable	Parasites
LIVER	Enlarged	TUMORS
✓ Unremarkable	Shrunken	NA Liver
Discolored	Discolored	I Baumann
Yellowish	Ceroid Pigment Centers	II Scale
Pale	GAS BLADDER	III
Enlarged	✓ Unremarkable	
Growths	Fluid	PYLORIC CAECA
Parasites	Growths	NA Unremarkable
GALLBLADDER	KIDNEYS	Parasites
(d) MUD Empty	✓ Unremarkable	TESTIS
Full	Pale	(b) NA Immature
Yellow	Swollen	✓ Mature
Green	Soft	Ripe
Enlarged	Hemorrhagic	Constructed
Parasites	Stones	Growth
STOMACH	Growths	OTHER OBSERVATIONS
✓ Unremarkable	Cysts	
✓ Empty	Parasites (urinary bladder)	
Food		
Mucous		
Fluid		
Hemorrhagic		

(a) COMMENTS: (a) RE TW 10-9-14 (b) RE TW 10-9-14
(c) AS = silverside TW 10-9-14 (d) Rewritten for clarity TW 10-9-14

NA = not applicable; NE = not evaluated; RE = recording error; UD = undetermined

SPECIMEN DATA FORM

CHECKLIST FOR PHYSICAL EXAMINATION OF FISHES

Collection Date: 10-9-14	Examined By:	Camera: NA
Exam Date: 10-9-14	Recorded By:	Photo numbers: NA
Sex: UD Too Immature to Sex	Body Weight (g): 50.7	Tissues Photographed: NA
Specimen ID: NB03WSFC004	Gonad Weight (g): 0.62	

(c) NB03WSFC005 (c)

EXTERNAL PHYSICAL EXAMINATION

BODY FORM		ISTHMUS		BRANCHIAL CAVITY	
✓	Unremarkable	✓	Unremarkable	✓	Unremarkable
	Emaciated		Enlarged		Growths
	Truncate		Hemorrhagic		Parasites
	Scoliosis	EYES		UROGENITAL OPENING	
	Lordosis	✓	Unremarkable	✓	Unremarkable
BODY SURFACE			Popeye		Inflamed
✓	Unremarkable		Cloudy cornea	ANUS	
	Raised scales		Missing	✓	Unremarkable
	Swollen		Lens deformed		Inflamed
	Lesions		Lens parasites	LESIONS – Location(s)	
	Excess mucous		Lens cataract	NA	Fins
	Reoriented scales	FINS			Head
	Growths	✓	Unremarkable		Eyes
	Parasites		Frayed – eroded		Mouth
	Wounds		Parasites		Peduncle
	Wounds - lamprey		Hemorrhagic		Ventral
LIPS AND JAWS			Gas Bubbles		Dorsal
✓	Unremarkable	FINS - ERODED			Lateral
	Deformed	NA	Dorsal	BEHAVIOR	
	Growths		Pectoral	NE	Gasping
SNOUT			Pelvic		Flashing
✓	Unremarkable		Anal		Lethargic
	Pugnose (Pughead)		Adipose		Fin twitching
	Growths		Caudal		Convulsions
	Abrasions	GILLS			Head Up-Tail Down
BARBELS		✓	Unremarkable		Head-tail whirling
NA	Unremarkable		Bright red		Pectoral fins folded forwarded
	Deformed		Brown		Belly up
	Missing		Gas bubbles		Loss of balance
OPERCLE			Parasites		Long axis whirling
✓	Unremarkable	PSEUDOBRANCH		OTHER OBSERVATIONS	
	Incomplete	✓	Unremarkable		
	Deformed		Enlarged		

INTERNAL PHYSICAL EXAMINATION

BODY CAVITY		INTESTINES		OVARIES UD	
✓	Unremarkable	✓	Unremarkable		Immature
	Fluid – clear		Flaccid		Mature
	Fluid – bloody		Mucous		Ripe
	Fluid – cloudy		Feces		Reabsorbing
	Adhesions		Fluid		Growth
MESENTERIC FAT			Hemorrhagic	MUSCLE	
	Unremarkable		Parasites	✓	Unremarkable
	None	SPLEEN			Soft
	Excessive	✓	Unremarkable		Parasites
LIVER			Enlarged	TUMORS	
✓	Unremarkable		Shrunken	NA	Liver
	Discolored		Discolored		I Baumann
	Yellowish		Ceroid Pigment Centers		II Scale
	Pale	GAS BLADDER			III
	Enlarged	(d) ✓	Unremarkable		
	Growths	NA	Fluid	PYLORIC CAECA	
	Parasites		Growths	NA	Unremarkable
GALLBLADDER		KIDNEYS			Parasites
✓	Empty	✓	Unremarkable	TESTIS UD	
	Full		Pale		Immature
	Yellow		Swollen		Mature
	Green		Soft		Ripe
	Enlarged		Hemorrhagic		Constructed
	Parasites		Stones		Growth
STOMACH			Growths	OTHER OBSERVATIONS	
✓	Unremarkable		Cysts		
✓	Empty		Parasites (urinary bladder)		
✓	Food	COMMENTS: (a) RE DW 10-9-14			
	Mucous	(b) SF = Summer flounder DW 10-20-14			
	Fluid	NA = not applicable; NE = not evaluated; RE = recording error; UD = undetermined			
	Hemorrhagic				

(c) Specimen ID corrected based on client review DW 6-14-16

SPECIMEN DATA FORM

CHECKLIST FOR PHYSICAL EXAMINATION OF FISHES		
Collection Date: 10-9-14	Examined By:	Camera: NA
Exam Date: 10-9-14	Recorded By:	Photo numbers: NA
Sex: UD Too Immature to sex	Body Weight (g): 94.1	Tissues Photographed: NA
Specimen ID: NB03WSFC0004 (a)	Gonad Weight (g): 0.07	

EXTERNAL PHYSICAL EXAMINATION					
BODY FORM		ISTHMUS		BRANCHIAL CAVITY	
✓	Unremarkable	✓	Unremarkable	✓	Unremarkable
	Emaciated		Enlarged		Growths
	Truncate		Hemorrhagic		Parasites
	Scoliosis	EYES		UROGENITAL OPENING	
	Lordosis	✓	Unremarkable	✓	Unremarkable
BODY SURFACE			Popeye		Inflamed
✓	Unremarkable		Cloudy cornea	ANUS	
	Raised scales		Missing	✓	Unremarkable
	Swollen		Lens deformed		Inflamed
	Lesions		Lens parasites	LESIONS – Location(s)	
	Excess mucous		Lens cataract	NA	Fins
	Reoriented scales	FINS			Head
	Growths	✓	Unremarkable		Eyes
	Parasites		Frayed – eroded		Mouth
	Wounds		Parasites		Peduncle
	Wounds - lamprey		Hemorrhagic		Ventral
LIPS AND JAWS			Gas Bubbles		Dorsal
✓	Unremarkable	FINS - ERODED			Lateral
	Deformed	NA	Dorsal	BEHAVIOR	
	Growths		Pectoral	NE	Gasping
SNOUT			Pelvic		Flashing
✓	Unremarkable		Anal		Lethargic
	Pugnose (Pughead)		Adipose		Fin twitching
	Growths		Caudal		Convulsions
	Abrasions	GILLS			Head Up-Tail Down
BARBELS		✓	Unremarkable		Head-tail whirling
NA	Unremarkable		Bright red		Pectoral fins folded forwarded
	Deformed		Brown		Belly up
	Missing		Gas bubbles		Loss of balance
OPERCLE			Parasites		Long axis whirling
✓	Unremarkable	PSEUDOBRANCH		OTHER OBSERVATIONS	
	Incomplete	✓	Unremarkable		
	Deformed		Enlarged		

INTERNAL PHYSICAL EXAMINATION					
BODY CAVITY		INTESTINES		OVARIES UD	
✓	Unremarkable	✓	Unremarkable		Immature
	Fluid – clear		Flaccid		Mature
	Fluid – bloody	✓	Mucous		Ripe
	Fluid – cloudy	✓	Feces		Reabsorbing
	Adhesions		Fluid		Growth
MESENTERIC FAT			Hemorrhagic	MUSCLE	
✓	Unremarkable		Parasites	✓	Unremarkable
	None	SPLEEN			Soft
	Excessive	✓	Unremarkable		Parasites
LIVER			Enlarged	TUMORS	
✓	Unremarkable		Shrunken	NA	Liver
	Discolored		Discolored		I Baumann
	Yellowish		Ceroid Pigment Centers		II Scale
	Pale	GAS BLADDER			III
	Enlarged	NA	Unremarkable		
	Growths		Fluid	PYLORIC CAECA	
	Parasites		Growths	NA	Unremarkable
GALLBLADDER		KIDNEYS			Parasites
	Empty	✓	Unremarkable	TESTIS UD	
✓	Full		Pale		Immature
	Yellow		Swollen		Mature
	Green		Soft		Ripe
	Enlarged		Hemorrhagic		Constructed
	Parasites		Stones		Growth
STOMACH			Growths	OTHER OBSERVATIONS	
✓	Unremarkable		Cysts		
	Empty		Parasites (urinary bladder)		
✓	Food	COMMENTS: @ SF = Summer flounder JW 10-9-14			
	Mucous				
	Fluid				
	Hemorrhagic	NA = not applicable; NE = not evaluated; RE = recording error; UD = undetermined			

SPECIMEN DATA FORM

CHECKLIST FOR PHYSICAL EXAMINATION OF FISHES		
Collection Date: 10-9-14	Examined By:	Camera: NA
Exam Date: 10-9-14	Recorded By:	Photo numbers: NA
Sex: M	Body Weight (g): 6.9	Tissues Photographed: NA
Specimen ID: NB036UASN014-02 (2)	Gonad Weight (g): 0.03	

EXTERNAL PHYSICAL EXAMINATION					
BODY FORM		ISTHMUS		BRANCHIAL CAVITY	
✓	Unremarkable	✓	Unremarkable	✓	Unremarkable
	Emaciated		Enlarged		Growths
	Truncate		Hemorrhagic		Parasites
	Scoliosis	EYES		UROGENITAL OPENING	
	Lordosis	✓	Unremarkable	✓	Unremarkable
BODY SURFACE			Popeye		Inflamed
✓	Unremarkable		Cloudy cornea	ANUS	
	Raised scales		Missing	✓	Unremarkable
	Swollen		Lens deformed		Inflamed
	Lesions		Lens parasites	LESIONS – Location(s)	
	Excess mucous		Lens cataract	NA	Fins
	Reoriented scales	FINS			Head
	Growths	✓	Unremarkable		Eyes
	Parasites		Frayed – eroded		Mouth
	Wounds		Parasites		Peduncle
	Wounds - lamprey		Hemorrhagic		Ventral
LIPS AND JAWS			Gas Bubbles		Dorsal
✓	Unremarkable	FINS - ERODED			Lateral
	Deformed	NA	Dorsal	BEHAVIOR	
	Growths		Pectoral	NE	Gasping
SNOUT			Pelvic		Flashing
✓	Unremarkable		Anal		Lethargic
	Pugnose (Pughead)		Adipose		Fin twitching
	Growths		Caudal		Convulsions
	Abrasions	GILLS			Head Up-Tail Down
BARBELS		✓	Unremarkable		Head-tail whirling
NA	Unremarkable		Bright red		Pectoral fins folded forwarded
	Deformed		Brown		Belly up
	Missing		Gas bubbles		Loss of balance
OPERCLE			Parasites		Long axis whirling
✓	Unremarkable	PSEUDOBRANCH		OTHER OBSERVATIONS	
	Incomplete	✓	Unremarkable		
	Deformed		Enlarged		

INTERNAL PHYSICAL EXAMINATION					
BODY CAVITY		INTESTINES		OVARIES	
✓	Unremarkable	✓	Unremarkable	NA	Immature
	Fluid – clear		Flaccid		Mature
	Fluid – bloody		Mucous		Ripe
	Fluid – cloudy		Feces		Reabsorbing
	Adhesions		Fluid		Growth
MESENTERIC FAT			Hemorrhagic	MUSCLE	
✓	Unremarkable		Parasites	✓	Unremarkable
	None	SPLEEN			Soft
	Excessive	✓	Unremarkable		Parasites
LIVER			Enlarged	TUMORS	
✓	Unremarkable		Shrunken	NA	Liver
	Discolored		Discolored		I Baumann
	Yellowish		Ceroid Pigment Centers		II Scale
	Pale	GAS BLADDER			III
	Enlarged	✓	Unremarkable		
	Growths		Fluid	PYLORIC CAECA	
	Parasites		Growths	NA	Unremarkable
GALLBLADDER		KIDNEYS			Parasites
UD	Empty	✓	Unremarkable	TESTIS	
	Full		Pale		Immature
	Yellow		Swollen	✓	Mature
	Green		Soft		Ripe
	Enlarged		Hemorrhagic		Constructed
	Parasites		Stones		Growth
STOMACH			Growths	OTHER OBSERVATIONS	
✓	Unremarkable		Cysts		
✓	Empty		Parasites (urinary bladder)		
	Food	COMMENTS: @AS = silverside AW 10-9-14			
	Mucous				
	Fluid				
	Hemorrhagic	NA = not applicable; NE = not evaluated; RE = recording error; UD = undetermined			

SPECIMEN DATA FORM

CHECKLIST FOR PHYSICAL EXAMINATION OF FISHES		
Collection Date: 10-9-14	Examined By:	Camera: NA
Exam Date: 10-9-14	Recorded By:	Photo numbers: NA
Sex: UD Gonad Not Received	Body Weight (g): 4.7	Tissues Photographed: NA
Specimen ID: NB03WASSN014-05 (22)	Gonad Weight (g): UD	

EXTERNAL PHYSICAL EXAMINATION					
BODY FORM		ISTHMUS		BRANCHIAL CAVITY	
✓	Unremarkable	✓	Unremarkable	✓	Unremarkable
	Emaciated		Enlarged		Growths
	Truncate		Hemorrhagic		Parasites
	Scoliosis	EYES		UROGENITAL OPENING	
	Lordosis	✓	Unremarkable	✓	Unremarkable
BODY SURFACE			Popeye		Inflamed
✓	Unremarkable		Cloudy cornea	ANUS	
	Raised scales		Missing	✓	Unremarkable
	Swollen		Lens deformed		Inflamed
	Lesions		Lens parasites	LESIONS – Location(s)	
	Excess mucous		Lens cataract	NA	Fins
	Reoriented scales	FINS			Head
	Growths	✓	Unremarkable		Eyes
	Parasites		Frayed – eroded		Mouth
	Wounds		Parasites		Peduncle
	Wounds - lamprey		Hemorrhagic		Ventral
LIPS AND JAWS			Gas Bubbles		Dorsal
✓	Unremarkable	FINS - ERODED			Lateral
	Deformed	NA	Dorsal	BEHAVIOR	
	Growths		Pectoral	NE	Gasping
SNOUT			Pelvic		Flashing
✓	Unremarkable		Anal		Lethargic
	Pugnose (Pughead)		Adipose		Fin twitching
	Growths		Caudal		Convulsions
	Abrasions	GILLS			Head Up-Tail Down
BARBELS		✓	Unremarkable		Head-tail whirling
NA	Unremarkable		Bright red		Pectoral fins folded forwarded
	Deformed		Brown		Belly up
	Missing		Gas bubbles		Loss of balance
OPERCLE			Parasites		Long axis whirling
✓	Unremarkable	PSEUDOBRANCH		OTHER OBSERVATIONS	
	Incomplete	✓	Unremarkable		
	Deformed		Enlarged		

INTERNAL PHYSICAL EXAMINATION					
BODY CAVITY		INTESTINES		OVARIES UD	
✓	Unremarkable	✓	Unremarkable		Immature
	Fluid – clear		Flaccid		Mature
	Fluid – bloody		Mucous		Ripe
	Fluid – cloudy		Feces		Reabsorbing
	Adhesions		Fluid		Growth
MESENTERIC FAT			Hemorrhagic	MUSCLE	
✓	Unremarkable		Parasites	✓	Unremarkable
	None	SPLEEN			Soft
	Excessive	✓	Unremarkable		Parasites
LIVER			Enlarged	TUMORS	
✓	Unremarkable		Shrunken	NA	Liver
	Discolored		Discolored		I Baumann
	Yellowish		Ceroid Pigment Centers		II Scale
	Pale	GAS BLADDER			III
	Enlarged	✓	Unremarkable		
	Growths		Fluid	PYLORIC CAECA	
	Parasites		Growths	NA	Unremarkable
GALLBLADDER		KIDNEYS			Parasites
UD	Empty	✓	Unremarkable	TESTIS UD	
	Full		Pale		Immature
	Yellow		Swollen		Mature
	Green		Soft		Ripe
	Enlarged		Hemorrhagic		Constructed
	Parasites		Stones		Growth
STOMACH			Growths	OTHER OBSERVATIONS	
✓	Unremarkable		Cysts		
✓	Empty		Parasites (urinary bladder)		
	Food	COMMENTS: @AS = silverside dw 10-9-14			
	Mucous				
	Fluid				
	Hemorrhagic	NA = not applicable; NE = not evaluated; RE = recording error; UD = undetermined			

SPECIMEN DATA FORM

CHECKLIST FOR PHYSICAL EXAMINATION OF FISHES

Collection Date: 10-9-14	Examined By:	Camera: NA
Exam Date: 10-9-14	Recorded By:	Photo numbers: NA
Sex: UD Gonad Not Recovered	Body Weight (g): 5.4	Tissues Photographed: NA
Specimen ID: NB03WASN2014-04@	Gonad Weight (g): UD	

@ AS = silverside JW 10-9-14

EXTERNAL PHYSICAL EXAMINATION

BODY FORM		**ISTHMUS**		**BRANCHIAL CAVITY**	
✓	Unremarkable	✓	Unremarkable	✓	Unremarkable
	Emaciated		Enlarged		Growths
	Truncate		Hemorrhagic		Parasites
	Scoliosis	**EYES**		**UROGENITAL OPENING**	
	Lordosis	✓	Unremarkable	✓	Unremarkable
BODY SURFACE			Popeye		Inflamed
✓	Unremarkable		Cloudy cornea	**ANUS**	
	Raised scales		Missing	✓	Unremarkable
	Swollen		Lens deformed		Inflamed
	Lesions		Lens parasites	**LESIONS – Location(s)**	
	Excess mucous		Lens cataract	NA	Fins
	Reoriented scales	**FINS**			Head
	Growths	✓	Unremarkable		Eyes
	Parasites		Frayed – eroded		Mouth
	Wounds		Parasites		Peduncle
	Wounds - lamprey		Hemorrhagic		Ventral
LIPS AND JAWS			Gas Bubbles		Dorsal
✓	Unremarkable	**FINS - ERODED**			Lateral
	Deformed	NA	Dorsal	**BEHAVIOR**	
	Growths		Pectoral	NE	Gasping
SNOUT			Pelvic		Flashing
✓	Unremarkable		Anal		Lethargic
	Pugnose (Pughead)		Adipose		Fin twitching
	Growths		Caudal		Convulsions
	Abrasions	**GILLS**			Head Up-Tail Down
BARBELS		✓	Unremarkable		Head-tail whirling
NA	Unremarkable		Bright red		Pectoral fins folded forwarded
	Deformed		Brown		Belly up
	Missing		Gas bubbles		Loss of balance
OPERCLE			Parasites		Long axis whirling
✓	Unremarkable	**PSEUDOBRANCH**		**OTHER OBSERVATIONS**	
	Incomplete	✓	Unremarkable		
	Deformed		Enlarged		

INTERNAL PHYSICAL EXAMINATION

BODY CAVITY		**INTESTINES**		**OVARIES** UD	
✓	Unremarkable	✓	Unremarkable		Immature
	Fluid – clear		Flaccid		Mature
	Fluid – bloody		Mucous		Ripe
	Fluid – cloudy	✓	Feces		Reabsorbing
	Adhesions		Fluid		Growth
MESENTERIC FAT			Hemorrhagic	**MUSCLE**	
✓	Unremarkable		Parasites	✓	Unremarkable
	None	**SPLEEN**			Soft
	Excessive	✓	Unremarkable		Parasites
LIVER			Enlarged	**TUMORS**	
✓	Unremarkable		Shrunken	NA	Liver
	Discolored		Discolored		I Baumann
	Yellowish		Ceroid Pigment Centers		II Scale
	Pale	**GAS BLADDER**			III
	Enlarged	✓	Unremarkable		
	Growths		Fluid	**PYLORIC CAECA**	
	Parasites		Growths	NA	Unremarkable
GALLBLADDER		**KIDNEYS**			Parasites
UD	Empty	✓	Unremarkable	**TESTIS** UD	
	Full		Pale		Immature
	Yellow		Swollen		Mature
	Green		Soft		Ripe
	Enlarged		Hemorrhagic		Constructed
	Parasites		Stones		Growth
STOMACH			Growths	**OTHER OBSERVATIONS**	
✓	Unremarkable		Cysts		
✓	Empty		Parasites (urinary bladder)		
	Food	**COMMENTS:**			
	Mucous				
	Fluid	NA = not applicable; NE = not evaluated; RE = recording error; UD = undetermined			
	Hemorrhagic				

SPECIMEN DATA FORM

CHECKLIST FOR PHYSICAL EXAMINATION OF FISHES		
Collection Date: 10-9-14	Examined By:	Camera: NA
Exam Date: 10-9-14	Recorded By:	Photo numbers: NA
Sex: UD Gonads Not Recovered	Body Weight (g): 6.1 (a) 3.4	Tissues Photographed: NA
Specimen ID: NT03WASN014-06 (b)	Gonad Weight (g): UD	

EXTERNAL PHYSICAL EXAMINATION					
BODY FORM		ISTHMUS		BRANCHIAL CAVITY	
✓	Unremarkable	✓	Unremarkable	✓	Unremarkable
	Emaciated		Enlarged		Growths
	Truncate		Hemorrhagic		Parasites
	Scoliosis	EYES		UROGENITAL OPENING	
	Lordosis	✓	Unremarkable	✓	Unremarkable
BODY SURFACE			Popeye		Inflamed
✓	Unremarkable		Cloudy cornea	ANUS	
	Raised scales		Missing	✓	Unremarkable
	Swollen		Lens deformed		Inflamed
	Lesions		Lens parasites	LESIONS – Location(s)	
	Excess mucous		Lens cataract	NA	Fins
	Reoriented scales	FINS			Head
	Growths	✓	Unremarkable		Eyes
	Parasites		Frayed – eroded		Mouth
	Wounds		Parasites		Peduncle
	Wounds - lamprey		Hemorrhagic		Ventral
LIPS AND JAWS			Gas Bubbles		Dorsal
✓	Unremarkable	FINS - ERODED			Lateral
	Deformed	NA	Dorsal	BEHAVIOR	
	Growths		Pectoral	NE	Gasping
SNOUT			Pelvic		Flashing
✓	Unremarkable		Anal		Lethargic
	Pugnose (Pughead)		Adipose		Fin twitching
	Growths		Caudal		Convulsions
	Abrasions	GILLS			Head Up-Tail Down
BARBELS		✓	Unremarkable		Head-tail whirling
NA	Unremarkable		Bright red		Pectoral fins folded forwarded
	Deformed		Brown		Belly up
	Missing		Gas bubbles		Loss of balance
OPERCLE			Parasites		Long axis whirling
✓	Unremarkable	PSEUDOBRANCH		OTHER OBSERVATIONS	
	Incomplete	✓	Unremarkable		
	Deformed		Enlarged		

INTERNAL PHYSICAL EXAMINATION					
BODY CAVITY		INTESTINES		OVARIES UD	
✓	Unremarkable	✓	Unremarkable		Immature
	Fluid – clear		Flaccid		Mature
	Fluid – bloody		Mucous		Ripe
	Fluid – cloudy		Feces		Reabsorbing
	Adhesions		Fluid		Growth
MESENTERIC FAT			Hemorrhagic	MUSCLE	
✓	Unremarkable		Parasites	✓	Unremarkable
	None	SPLEEN			Soft
	Excessive	✓	Unremarkable		Parasites
LIVER			Enlarged	TUMORS	
✓	Unremarkable		Shrunken	NA	Liver
	Discolored		Discolored		I Baumann
	Yellowish		Ceroid Pigment Centers		II Scale
	Pale	GAS BLADDER			III
	Enlarged	✓	Unremarkable		
	Growths		Fluid	PYLORIC CAECA	
	Parasites		Growths	NA	Unremarkable
GALLBLADDER		KIDNEYS			Parasites
UD	Empty	✓	Unremarkable	TESTIS UD	
	Full		Pale		Immature
	Yellow		Swollen		Mature
	Green		Soft		Ripe
	Enlarged		Hemorrhagic		Constructed
	Parasites		Stones		Growth
STOMACH			Growths	OTHER OBSERVATIONS	
✓	Unremarkable		Cysts		
✓	Empty		Parasites (urinary bladder)		
	Food	COMMENTS: (a) RE DW 10-9-14			
	Mucous	(b) AS = Silverside DW 10-9-14			
	Fluid				
	Hemorrhagic	NA = not applicable; NE = not evaluated; RE = recording error; UD = undetermined			

SPECIMEN DATA FORM

CHECKLIST FOR PHYSICAL EXAMINATION OF FISHES		
Collection Date: 10-9-14	Examined By:	Camera: NA
Exam Date: 10-9-14	Recorded By:	Photo numbers: NA
Sex: M	Body Weight (g): 7.6	Tissues Photographed: NA
Specimen ID: NB03WMUN015-01 (a)	Gonad Weight (g): 0.12	

EXTERNAL PHYSICAL EXAMINATION					
BODY FORM		ISTHMUS		BRANCHIAL CAVITY	
✓	Unremarkable	✓	Unremarkable	✓	Unremarkable
	Emaciated		Enlarged		Growths
	Truncate		Hemorrhagic		Parasites
	Scoliosis	EYES		UROGENITAL OPENING	
	Lordosis	✓	Unremarkable	✓	Unremarkable
BODY SURFACE			Popeye		Inflamed
✓	Unremarkable		Cloudy cornea	ANUS	
	Raised scales		Missing	✓	Unremarkable
	Swollen		Lens deformed		Inflamed
	Lesions		Lens parasites	LESIONS – Location(s)	
	Excess mucous		Lens cataract	NA	Fins
	Reoriented scales	FINS			Head
	Growths	✓	Unremarkable		Eyes
	Parasites		Frayed – eroded		Mouth
	Wounds		Parasites		Peduncle
	Wounds - lamprey		Hemorrhagic		Ventral
LIPS AND JAWS			Gas Bubbles		Dorsal
✓	Unremarkable	FINS - ERODED			Lateral
	Deformed	NA	Dorsal	BEHAVIOR	
	Growths		Pectoral	NE	Gasping
SNOUT			Pelvic		Flashing
✓	Unremarkable		Anal		Lethargic
	Pugnose (Pughead)		Adipose		Fin twitching
	Growths		Caudal		Convulsions
	Abrasions	GILLS			Head Up-Tail Down
BARBELS		✓	Unremarkable		Head-tail whirling
NA	Unremarkable		Bright red		Pectoral fins folded forwarded
	Deformed		Brown		Belly up
	Missing		Gas bubbles		Loss of balance
OPERCLE			Parasites		Long axis whirling
✓	Unremarkable	PSEUDOBRANCH		OTHER OBSERVATIONS	
	Incomplete	✓	Unremarkable		
	Deformed		Enlarged		

INTERNAL PHYSICAL EXAMINATION					
BODY CAVITY		INTESTINES		OVARIES	
✓	Unremarkable	✓	Unremarkable	NA	Immature
	Fluid – clear		Flaccid		Mature
	Fluid – bloody		Mucous		Ripe
	Fluid – cloudy	✓	Feces		Reabsorbing
	Adhesions		Fluid		Growth
MESENTERIC FAT			Hemorrhagic	MUSCLE	
✓	Unremarkable		Parasites	✓	Unremarkable
	None	SPLEEN			Soft
	Excessive	✓	Unremarkable		Parasites
LIVER			Enlarged	TUMORS	
✓	Unremarkable		Shrunken	NA	Liver
	Discolored		Discolored		I Baumann
	Yellowish		Ceroid Pigment Centers		II Scale
	Pale	GAS BLADDER			III
	Enlarged	✓	Unremarkable		
	Growths		Fluid	PYLORIC CAECA	
	Parasites		Growths	NA	Unremarkable
GALLBLADDER		KIDNEYS			Parasites
UD	Empty	✓	Unremarkable	TESTIS	
	Full		Pale		Immature
	Yellow		Swollen	✓	Mature
	Green		Soft		Ripe
	Enlarged		Hemorrhagic		Constructed
	Parasites		Stones		Growth
STOMACH			Growths	OTHER OBSERVATIONS	
✓	Unremarkable		Cysts		
✓	Empty		Parasites (urinary bladder)		
✓	Food	COMMENTS: (a) MU = mummichog JW 10-9-14			
✓	Mucous				
	Fluid				
	Hemorrhagic	NA = not applicable; NE = not evaluated; RE = recording error; UD = undetermined			

SPECIMEN DATA FORM

CHECKLIST FOR PHYSICAL EXAMINATION OF FISHES		
Collection Date: 10-9-14	Examined By:	Camera: NA
Exam Date: 10-9-14	Recorded By:	Photo numbers: NA
Sex: F	Body Weight (g): 3.3	Tissues Photographed: NA
Specimen ID: NB03WMUNC15-02 @	Gonad Weight (g): 0.02	

EXTERNAL PHYSICAL EXAMINATION					
BODY FORM		ISTHMUS		BRANCHIAL CAVITY	
✓	Unremarkable	✓	Unremarkable	✓	Unremarkable
	Emaciated		Enlarged		Growths
	Truncate		Hemorrhagic		Parasites
	Scoliosis	EYES		UROGENITAL OPENING	
	Lordosis	✓	Unremarkable	✓	Unremarkable
BODY SURFACE			Popeye		Inflamed
✓	Unremarkable		Cloudy cornea	ANUS	
	Raised scales		Missing	✓	Unremarkable
	Swollen		Lens deformed		Inflamed
	Lesions		Lens parasites	LESIONS – Location(s)	
	Excess mucous		Lens cataract	NA	Fins
	Reoriented scales	FINS			Head
	Growths	✓	Unremarkable		Eyes
	Parasites		Frayed – eroded		Mouth
	Wounds		Parasites		Peduncle
	Wounds - lamprey		Hemorrhagic		Ventral
LIPS AND JAWS			Gas Bubbles		Dorsal
✓	Unremarkable	FINS - ERODED			Lateral
	Deformed	NA	Dorsal	BEHAVIOR	
	Growths		Pectoral	NE	Gasping
SNOUT			Pelvic		Flashing
✓	Unremarkable		Anal		Lethargic
	Pugnose (Pughead)		Adipose		Fin twitching
	Growths		Caudal		Convulsions
	Abrasions	GILLS			Head Up-Tail Down
BARBELS		✓	Unremarkable		Head-tail whirling
NA	Unremarkable		Bright red		Pectoral fins folded forwarded
	Deformed		Brown		Belly up
	Missing		Gas bubbles		Loss of balance
OPERCLE			Parasites		Long axis whirling
✓	Unremarkable	PSEUDOBRANCH		OTHER OBSERVATIONS	
	Incomplete	✓	Unremarkable		
	Deformed		Enlarged		

INTERNAL PHYSICAL EXAMINATION					
BODY CAVITY		INTESTINES		OVARIES	
✓	Unremarkable	✓	Unremarkable	✓	Immature
	Fluid – clear		Flaccid		Mature
	Fluid – bloody		Mucous		Ripe
	Fluid – cloudy	✓	Feces		Reabsorbing
	Adhesions		Fluid		Growth
MESENTERIC FAT			Hemorrhagic	MUSCLE	
✓	Unremarkable		Parasites	✓	Unremarkable
	None	SPLEEN			Soft
	Excessive	✓	Unremarkable		Parasites
LIVER			Enlarged	TUMORS	
✓	Unremarkable		Shrunken	NA	Liver
	Discolored		Discolored		I Baumann
	Yellowish		Ceroid Pigment Centers		II Scale
	Pale	GAS BLADDER			III
	Enlarged	✓	Unremarkable		
	Growths		Fluid	PYLORIC CAECA	
	Parasites		Growths	NA	Unremarkable
GALLBLADDER		KIDNEYS			Parasites
UD	Empty	✓	Unremarkable	TESTIS	
	Full		Pale	NA	Immature
	Yellow		Swollen		Mature
	Green		Soft		Ripe
	Enlarged		Hemorrhagic		Constructed
	Parasites		Stones		Growth
STOMACH			Growths	OTHER OBSERVATIONS	
✓	Unremarkable		Cysts		
✓	Empty		Parasites (urinary bladder)		
	Food	COMMENTS: @MU = mummichog TW 10-9-14			
	Mucous				
	Fluid				
	Hemorrhagic	NA = not applicable; NE = not evaluated; RE = recording error; UD = undetermined			

SPECIMEN DATA FORM

CHECKLIST FOR PHYSICAL EXAMINATION OF FISHES		
Collection Date: 10-9-14	Examined By:	Camera: NA
Exam Date: 10-9-14	Recorded By:	Photo numbers: NA
Sex: UD Too Immature to Sex	Body Weight (g): 60.7	Tissues Photographed: NA
Specimen ID: NB03WSFS001 @	Gonad Weight (g): 0.07	

EXTERNAL PHYSICAL EXAMINATION					
BODY FORM		ISTHMUS		BRANCHIAL CAVITY	
✓	Unremarkable	✓	Unremarkable	✓	Unremarkable
	Emaciated		Enlarged		Growths
	Truncate		Hemorrhagic		Parasites
	Scoliosis	EYES		UROGENITAL OPENING	
	Lordosis	✓	Unremarkable	✓	Unremarkable
BODY SURFACE			Popeye		Inflamed
✓	Unremarkable		Cloudy cornea	ANUS	
	Raised scales		Missing	✓	Unremarkable
	Swollen		Lens deformed		Inflamed
	Lesions		Lens parasites	LESIONS – Location(s)	
	Excess mucous		Lens cataract	NA	Fins
	Reoriented scales	FINS			Head
	Growths	✓	Unremarkable		Eyes
	Parasites		Frayed – eroded		Mouth
	Wounds		Parasites		Peduncle
	Wounds - lamprey		Hemorrhagic		Ventral
LIPS AND JAWS			Gas Bubbles		Dorsal
✓	Unremarkable	FINS - ERODED			Lateral
	Deformed	NA	Dorsal	BEHAVIOR	
	Growths		Pectoral	NE	Gasping
SNOUT			Pelvic		Flashing
✓	Unremarkable		Anal		Lethargic
	Pugnose (Pughead)		Adipose		Fin twitching
	Growths		Caudal		Convulsions
	Abrasions	GILLS			Head Up-Tail Down
BARBELS		✓	Unremarkable		Head-tail whirling
NA	Unremarkable		Bright red		Pectoral fins folded forwarded
	Deformed		Brown		Belly up
	Missing		Gas bubbles		Loss of balance
OPERCLE			Parasites		Long axis whirling
✓	Unremarkable	PSEUDOBRANCH		OTHER OBSERVATIONS	
	Incomplete	✓	Unremarkable		
	Deformed		Enlarged		

INTERNAL PHYSICAL EXAMINATION					
BODY CAVITY		INTESTINES		OVARIES UD	
✓	Unremarkable	✓	Unremarkable		Immature
	Fluid – clear		Flaccid		Mature
	Fluid – bloody		Mucous		Ripe
	Fluid – cloudy		Feces		Reabsorbing
	Adhesions		Fluid		Growth
MESENTERIC FAT			Hemorrhagic	MUSCLE	
✓	Unremarkable		Parasites	✓	Unremarkable
	None	SPLEEN			Soft
	Excessive	✓	Unremarkable		Parasites
LIVER			Enlarged	TUMORS	
✓	Unremarkable		Shrunken	NA	Liver
	Discolored		Discolored		I Baumann
	Yellowish		Ceroid Pigment Centers		II Scale
	Pale	GAS BLADDER			III
	Enlarged	NA	Unremarkable		
	Growths		Fluid	PYLORIC CAECA	
	Parasites		Growths	NA	Unremarkable
GALLBLADDER		KIDNEYS			Parasites
✓	Empty	✓	Unremarkable	TESTIS UD	
	Full		Pale		Immature
	Yellow		Swollen		Mature
	Green		Soft		Ripe
	Enlarged		Hemorrhagic		Constructed
	Parasites		Stones		Growth
STOMACH			Growths	OTHER OBSERVATIONS	
✓	Unremarkable		Cysts		
✓	Empty		Parasites (urinary bladder)		
	Food	COMMENTS: @SF = Summer Flounder JW 10-9-14			
	Mucous				
	Fluid				
	Hemorrhagic	NA = not applicable; NE = not evaluated; RE = recording error; UD = undetermined			

SPECIMEN DATA FORM

CHECKLIST FOR PHYSICAL EXAMINATION OF FISHES

Collection Date: 10-9-14	Examined By:	Camera: NA
Exam Date: 10-9-14	Recorded By:	Photo numbers: NA
Sex: F	Body Weight (g): 370	Tissues Photographed: NA
Specimen ID: NB03W5F5002 @	Gonad Weight (g): 1.13	

EXTERNAL PHYSICAL EXAMINATION

BODY FORM		ISTHMUS		BRANCHIAL CAVITY	
✓	Unremarkable	✓	Unremarkable	✓	Unremarkable
	Emaciated		Enlarged		Growths
	Truncate		Hemorrhagic		Parasites
	Scoliosis	EYES		UROGENITAL OPENING	
	Lordosis	✓	Unremarkable	✓	Unremarkable
BODY SURFACE			Popeye		Inflamed
✓	Unremarkable		Cloudy cornea	ANUS	
	Raised scales		Missing	✓	Unremarkable
	Swollen		Lens deformed		Inflamed
	Lesions		Lens parasites	LESIONS – Location(s)	
	Excess mucous		Lens cataract	NA	Fins
	Reoriented scales	FINS			Head
	Growths	✓	Unremarkable		Eyes
	Parasites		Frayed – eroded		Mouth
	Wounds		Parasites		Peduncle
	Wounds - lamprey		Hemorrhagic		Ventral
LIPS AND JAWS			Gas Bubbles		Dorsal
✓	Unremarkable	FINS - ERODED			Lateral
	Deformed	NA	Dorsal	BEHAVIOR	
	Growths		Pectoral	NE	Gasping
SNOUT			Pelvic		Flashing
✓	Unremarkable		Anal		Lethargic
	Pugnose (Pughead)		Adipose		Fin twitching
	Growths		Caudal		Convulsions
	Abrasions	GILLS			Head Up-Tail Down
BARBELS		✓	Unremarkable		Head-tail whirling
NA	Unremarkable		Bright red		Pectoral fins folded forwarded
	Deformed		Brown		Belly up
	Missing		Gas bubbles		Loss of balance
OPERCLE			Parasites		Long axis whirling
✓	Unremarkable	PSEUDOBRANCH		OTHER OBSERVATIONS	
	Incomplete	✓	Unremarkable		
	Deformed		Enlarged		

INTERNAL PHYSICAL EXAMINATION

BODY CAVITY		INTESTINES		OVARIES	
✓	Unremarkable	✓	Unremarkable		Immature
	Fluid – clear		Flaccid	✓	Mature
	Fluid – bloody		Mucous		Ripe
	Fluid – cloudy	✓	Feces		Reabsorbing
	Adhesions		Fluid		Growth
MESENTERIC FAT			Hemorrhagic	MUSCLE	
✓	Unremarkable		Parasites	✓	Unremarkable
	None	SPLEEN			Soft
	Excessive	✓	Unremarkable		Parasites
LIVER			Enlarged	TUMORS	
✓	Unremarkable		Shrunken	NA	Liver
	Discolored		Discolored		I Baumann
	Yellowish		Ceroid Pigment Centers		II Scale
	Pale	GAS BLADDER			III
	Enlarged	NA	Unremarkable		
	Growths		Fluid	PYLORIC CAECA	
	Parasites		Growths	NA	Unremarkable
GALLBLADDER		KIDNEYS			Parasites
	Empty	✓	Unremarkable	TESTIS	
✓	Full		Pale	NA	Immature
	Yellow		Swollen		Mature
✓	Green		Soft		Ripe
	Enlarged		Hemorrhagic		Constructed
	Parasites		Stones		Growth
STOMACH			Growths	OTHER OBSERVATIONS	
✓	Unremarkable		Cysts		
✓	Empty		Parasites (urinary bladder)		
	Food	COMMENTS: @SF = Summer flounder AW 10-9-14			
	Mucous				
	Fluid	NA = not applicable; NE = not evaluated; RE = recording error; UD = undetermined			
	Hemorrhagic				

SPECIMEN DATA FORM

CHECKLIST FOR PHYSICAL EXAMINATION OF FISHES

Collection Date: 10-9-14	Examined By:	Camera: NA
Exam Date: 10-9-14	Recorded By:	Photo numbers: NA
Sex: UD Gonad Not Recovered	Body Weight (g): 13.2	Tissues Photographed: NA
Specimen ID: NG03WMUN015-03 (a)	Gonad Weight (g): UD	

EXTERNAL PHYSICAL EXAMINATION

BODY FORM	ISTHMUS	BRANCHIAL CAVITY
✓ Unremarkable	✓ Unremarkable	✓ Unremarkable
Emaciated	Enlarged	Growths
Truncate	Hemorrhagic	Parasites
Scoliosis	EYES	UROGENITAL OPENING
Lordosis	✓ Unremarkable	✓ Unremarkable
BODY SURFACE	Popeye	Inflamed
✓ Unremarkable	Cloudy cornea	ANUS
Raised scales	Missing	✓ Unremarkable
Swollen	Lens deformed	Inflamed
Lesions	Lens parasites	LESIONS – Location(s)
Excess mucous	Lens cataract	NA Fins
Reoriented scales	FINS	Head
Growths	✓ Unremarkable	Eyes
Parasites	Frayed – eroded	Mouth
Wounds	Parasites	Peduncle
Wounds - lamprey	Hemorrhagic	Ventral
LIPS AND JAWS	Gas Bubbles	Dorsal
✓ Unremarkable	FINS - ERODED	Lateral
Deformed	NA Dorsal	BEHAVIOR
Growths	Pectoral	NE Gasping
SNOUT	Pelvic	Flashing
✓ Unremarkable	Anal	Lethargic
Pugnose (Pughead)	Adipose	Fin twitching
Growths	Caudal	Convulsions
Abrasions	GILLS	Head Up-Tail Down
BARBELS	✓ Unremarkable	Head-tail whirling
NA Unremarkable	Bright red	Pectoral fins folded forwarded
Deformed	Brown	Belly up
Missing	Gas bubbles	Loss of balance
OPERCLE	Parasites	Long axis whirling
✓ Unremarkable	PSEUDOBRANCH	OTHER OBSERVATIONS
Incomplete	✓ Unremarkable	
Deformed	Enlarged	

INTERNAL PHYSICAL EXAMINATION

BODY CAVITY	INTESTINES	OVARIES UD
✓ Unremarkable	✓ Unremarkable	Immature
Fluid – clear	Flaccid	Mature
Fluid – bloody	✓ Mucous	Ripe
Fluid – cloudy	Feces	Reabsorbing
Adhesions	Fluid	Growth
MESENTERIC FAT	Hemorrhagic	MUSCLE
✓ Unremarkable	Parasites	✓ Unremarkable
None	SPLEEN	Soft
Excessive	✓ Unremarkable	Parasites
LIVER	Enlarged	TUMORS
✓ Unremarkable	Shrunken	NA Liver
Discolored	Discolored	I Baumann
Yellowish	Ceroid Pigment Centers	II Scale
Pale	GAS BLADDER	III
Enlarged	✓ Unremarkable	
Growths	Fluid	PYLORIC CAECA
Parasites	Growths	NA Unremarkable
GALLBLADDER	KIDNEYS	Parasites
UD Empty	✓ Unremarkable	TESTIS UD
Full	Pale	Immature
Yellow	Swollen	Mature
Green	Soft	Ripe
Enlarged	Hemorrhagic	Constructed
Parasites	Stones	Growth
STOMACH	Growths	OTHER OBSERVATIONS
✓ Unremarkable	Cysts	
✓ Empty	Parasites (urinary bladder)	
Food	COMMENTS: (a) MU = Mummichog JW 10-9-14	
Mucous		
Fluid	NA = not applicable; NE = not evaluated; RE = recording error; UD = undetermined	
Hemorrhagic		

SPECIMEN DATA FORM

CHECKLIST FOR PHYSICAL EXAMINATION OF FISHES

Collection Date: 10-10-14	Examined By:	Camera: Olympus TG 3
Exam Date: 10-10-14	Recorded By:	Photo numbers: 11
Sex: F	Body Weight (g): 472.0 (b)	Tissues Photographed: Heart
Specimen ID: NB03WAFN025 (a)	Gonad Weight (g): 3.51	

EXTERNAL PHYSICAL EXAMINATION

BODY FORM		**ISTHMUS**		**BRANCHIAL CAVITY**	
✓	Unremarkable	✓	Unremarkable	✓	Unremarkable
	Emaciated		Enlarged		Growths
	Truncate		Hemorrhagic		Parasites
	Scoliosis	**EYES**		**UROGENITAL OPENING**	
	Lordosis	✓	Unremarkable	✓	Unremarkable
BODY SURFACE			Popeye		Inflamed
✓	Unremarkable		Cloudy cornea	**ANUS**	
	Raised scales		Missing	✓	Unremarkable
	Swollen		Lens deformed		Inflamed
	Lesions		Lens parasites	**LESIONS – Location(s)**	
	Excess mucous		Lens cataract	NA	Fins
	Reoriented scales	**FINS**			Head
	Growths	✓	Unremarkable		Eyes
	Parasites		Frayed – eroded		Mouth
	Wounds		Parasites		Peduncle
	Wounds - lamprey		Hemorrhagic		Ventral
LIPS AND JAWS			Gas Bubbles		Dorsal
✓	Unremarkable	**FINS - ERODED**			Lateral
	Deformed	NA	Dorsal	**BEHAVIOR**	
	Growths		Pectoral	NE	Gasping
SNOUT			Pelvic		Flashing
✓	Unremarkable		Anal		Lethargic
	Pugnose (Pughead)		Adipose		Fin twitching
	Growths		Caudal		Convulsions
	Abrasions	**GILLS**			Head Up-Tail Down
BARBELS		✓	Unremarkable		Head-tail whirling
NA	Unremarkable		Bright red		Pectoral fins folded forwarded
	Deformed		Brown		Belly up
	Missing		Gas bubbles		Loss of balance
OPERCLE			Parasites		Long axis whirling
✓	Unremarkable	**PSEUDOBRANCH**		**OTHER OBSERVATIONS**	
	Incomplete	✓	Unremarkable		
	Deformed		Enlarged		

INTERNAL PHYSICAL EXAMINATION

BODY CAVITY		**INTESTINES**		**OVARIES**	
✓	Unremarkable	✓	Unremarkable		Immature
	Fluid – clear		Flaccid	✓	Mature
	Fluid – bloody		Mucous		Ripe
	Fluid – cloudy	✓	Feces		Reabsorbing
	Adhesions		Fluid		Growth
MESENTERIC FAT			Hemorrhagic	**MUSCLE**	
✓	Unremarkable		Parasites	✓	Unremarkable
	None	**SPLEEN**			Soft
	Excessive	✓	Unremarkable		Parasites
LIVER			Enlarged	**TUMORS**	
✓	Unremarkable		Shrunken	NA	Liver
	Discolored		Discolored		I Baumann
	Yellowish		Ceroid Pigment Centers		II Scale
	Pale	**GAS BLADDER**			III
	Enlarged	✓	Unremarkable		
	Growths		Fluid	**PYLORIC CAECA**	
	Parasites		Growths	NA	Unremarkable
GALLBLADDER		**KIDNEYS**			Parasites
	Empty	✓	Unremarkable	**TESTIS**	
✓	Full		Pale	NA	Immature
	Yellow		Swollen		Mature
✓	Green		Soft		Ripe
	Enlarged		Hemorrhagic		Constructed
	Parasites		Stones		Growth
STOMACH			Growths	**OTHER OBSERVATIONS**	
✓	Unremarkable		Cysts	Pale nodule in heart	
✓	Empty		Parasites (urinary bladder)		
	Food	COMMENTS: (a) AE = American eel 10-10-14 JW			
	Mucous	(b) Body weight corrected based on client review JW 6-14-16			
	Fluid	NA = not applicable; NE = not evaluated; RE = recording error; UD = undetermined			
	Hemorrhagic				

SPECIMEN DATA FORM

CHECKLIST FOR PHYSICAL EXAMINATION OF FISHES		
Collection Date: 10-10-14	Examined By:	Camera: NA
Exam Date: 10-10-14	Recorded By:	Photo numbers: NA
Sex: F	Body Weight (g): 5.9	Tissues Photographed: NA
Specimen ID: ~~SFF03~~ @ NB03WSK130-03©	Gonad Weight (g): 0.06	

EXTERNAL PHYSICAL EXAMINATION					
BODY FORM		ISTHMUS		BRANCHIAL CAVITY	
✓	Unremarkable	✓	Unremarkable	✓	Unremarkable
	Emaciated		Enlarged		Growths
	Truncate		Hemorrhagic		Parasites
	Scoliosis	EYES		UROGENITAL OPENING	
	Lordosis	✓	Unremarkable	✓	Unremarkable
BODY SURFACE			Popeye		Inflamed
✓	Unremarkable		Cloudy cornea	ANUS	
	Raised scales		Missing	✓	Unremarkable
	Swollen		Lens deformed		Inflamed
	Lesions		Lens parasites	LESIONS – Location(s)	
	Excess mucous		Lens cataract	NA	Fins
	Reoriented scales	FINS			Head
	Growths	✓	Unremarkable		Eyes
	Parasites		Frayed – eroded		Mouth
	Wounds		Parasites		Peduncle
	Wounds - lamprey		Hemorrhagic		Ventral
LIPS AND JAWS			Gas Bubbles		Dorsal
✓	Unremarkable	FINS - ERODED			Lateral
	Deformed	NA	Dorsal	BEHAVIOR	
	Growths		Pectoral	NE	Gasping
SNOUT			Pelvic		Flashing
✓	Unremarkable		Anal		Lethargic
	Pugnose (Pughead)		Adipose		Fin twitching
	Growths		Caudal		Convulsions
	Abrasions	GILLS			Head Up-Tail Down
BARBELS		✓	Unremarkable		Head-tail whirling
NA	Unremarkable		Bright red		Pectoral fins folded forwarded
	Deformed		Brown		Belly up
	Missing		Gas bubbles		Loss of balance
OPERCLE			Parasites		Long axis whirling
✓	Unremarkable	PSEUDOBRANCH		OTHER OBSERVATIONS	
	Incomplete	✓	Unremarkable		
	Deformed		Enlarged		

INTERNAL PHYSICAL EXAMINATION					
BODY CAVITY		INTESTINES		OVARIES	
✓	Unremarkable	✓	Unremarkable		Immature
	Fluid – clear		Flaccid	✓	Mature
	Fluid – bloody		Mucous		Ripe
	Fluid – cloudy	✓	Feces		Reabsorbing
	Adhesions		Fluid		Growth
MESENTERIC FAT			Hemorrhagic	MUSCLE	
✓	Unremarkable		Parasites	✓	Unremarkable
	None	SPLEEN			Soft
	Excessive	✓	Unremarkable		Parasites
LIVER			Enlarged	TUMORS	
✓	Unremarkable		Shrunken	NA	Liver
	Discolored		Discolored		I Baumann
	Yellowish		Ceroid Pigment Centers		II Scale
	Pale	GAS BLADDER			III
	Enlarged	✓	Unremarkable		
	Growths		Fluid	PYLORIC CAECA	
	Parasites		Growths	NA	Unremarkable
GALLBLADDER		KIDNEYS			Parasites
✓	Empty	✓	Unremarkable	TESTIS	
	Full		Pale	NA	Immature
	Yellow		Swollen		Mature
	Green		Soft		Ripe
	Enlarged		Hemorrhagic		Constructed
	Parasites		Stones		Growth
STOMACH (b)			Growths	OTHER OBSERVATIONS	
✓	Unremarkable		Cysts		
	Empty		Parasites (urinary bladder)		
✓	Food	COMMENTS: (a) SF = striped flathead DW 10-10-14			
	Mucous	(b) Proximal intestine, no true stomach DW 10-10-14			
	Fluid	NA = not applicable; NE = not evaluated; RE = recording error; UD = undetermined			
	Hemorrhagic				

© Specimen ID corrected based on client review DW 6-14-16

SPECIMEN DATA FORM

CHECKLIST FOR PHYSICAL EXAMINATION OF FISHES		
Collection Date: 10-4-14	Examined By:	Camera: NA
Exam Date: 10-10-14	Recorded By:	Photo numbers: NA
Sex: UD Gonad not recovered	Body Weight (g): 15.3	Tissues Photographed: NA
Specimen ID: SC06 @	Gonad Weight (g): UD	

EXTERNAL PHYSICAL EXAMINATION		
BODY FORM	ISTHMUS	BRANCHIAL CAVITY
✓ Unremarkable	✓ Unremarkable	✓ Unremarkable
Emaciated	Enlarged	Growths
Truncate	Hemorrhagic	Parasites
Scoliosis	EYES	UROGENITAL OPENING
Lordosis	✓ Unremarkable	✓ Unremarkable
BODY SURFACE	Popeye	Inflamed
✓ Unremarkable	Cloudy cornea	ANUS
Raised scales	Missing	✓ Unremarkable
Swollen	Lens deformed	Inflamed
Lesions	Lens parasites	LESIONS – Location(s)
Excess mucous	Lens cataract	NA Fins
Reoriented scales	FINS	Head
Growths	✓ Unremarkable	Eyes
Parasites	Frayed – eroded	Mouth
Wounds	Parasites	Peduncle
Wounds - lamprey	Hemorrhagic	Ventral
LIPS AND JAWS	Gas Bubbles	Dorsal
✓ Unremarkable	FINS - ERODED	Lateral
Deformed	NA Dorsal	BEHAVIOR
Growths	Pectoral	NE Gasping
SNOUT	Pelvic	Flashing
✓ Unremarkable	Anal	Lethargic
Pugnose (Pughead)	Adipose	Fin twitching
Growths	Caudal	Convulsions
Abrasions	GILLS	Head Up-Tail Down
BARBELS	✓ Unremarkable	Head-tail whirling
NA Unremarkable	Bright red	Pectoral fins folded forwarded
Deformed	Brown	Belly up
Missing	Gas bubbles	Loss of balance
OPERCLE	Parasites	Long axis whirling
✓ Unremarkable	PSEUDOBRANCH	OTHER OBSERVATIONS
Incomplete	✓ Unremarkable	
Deformed	Enlarged	

INTERNAL PHYSICAL EXAMINATION		
BODY CAVITY	INTESTINES	OVARIES UD
✓ Unremarkable	✓ Unremarkable	Immature
Fluid – clear	Flaccid	Mature
Fluid – bloody	✓ Mucous	Ripe
Fluid – cloudy	✓ Feces	Reabsorbing
Adhesions	Fluid	Growth
MESENTERIC FAT	Hemorrhagic	MUSCLE
✓ Unremarkable	Parasites	✓ Unremarkable
None	SPLEEN	Soft
Excessive	✓ Unremarkable	Parasites
LIVER	Enlarged	TUMORS
✓ Unremarkable	Shrunken	NA Liver
Discolored	Discolored	I Baumann
Yellowish	Ceroid Pigment Centers	II Scale
Pale	GAS BLADDER	III
Enlarged	✓ Unremarkable	
Growths	Fluid	PYLORIC CAECA
Parasites	Growths	NA Unremarkable
GALLBLADDER	KIDNEYS	Parasites
✓ Empty	✓ Unremarkable	TESTIS UD
Full	Pale	Immature
Yellow	Swollen	Mature
Green	Soft	Ripe
Enlarged	Hemorrhagic	Constructed
Parasites	Stones	Growth
STOMACH	Growths	OTHER OBSERVATIONS
✓ Unremarkable	Cysts	
✓ Empty	Parasites (urinary bladder)	
Food	COMMENTS: @ SC = Scup 10-10-14	
Mucous		
Fluid		
Hemorrhagic	NA = not applicable; NE = not evaluated; RE = recording error; UD = undetermined	

SPECIMEN DATA FORM

CHECKLIST FOR PHYSICAL EXAMINATION OF FISHES		
Collection Date: 10-9-14 (a)	Examined By:	Camera: NA
Exam Date: 10-10-14	Recorded By:	Photo numbers: NA
Sex: UD Too immature to sex	Body Weight (g): 17.0	Tissues Photographed: NA
Specimen ID: SC07 (b)	Gonad Weight (g): 0.01	

EXTERNAL PHYSICAL EXAMINATION					
BODY FORM		ISTHMUS		BRANCHIAL CAVITY	
✓	Unremarkable	✓	Unremarkable	✓	Unremarkable
	Emaciated		Enlarged		Growths
	Truncate		Hemorrhagic		Parasites
	Scoliosis	EYES		UROGENITAL OPENING	
	Lordosis	✓	Unremarkable	✓	Unremarkable
BODY SURFACE			Popeye		Inflamed
✓	Unremarkable		Cloudy cornea	ANUS	
	Raised scales		Missing	✓	Unremarkable
	Swollen		Lens deformed		Inflamed
	Lesions		Lens parasites	LESIONS – Location(s)	
	Excess mucous		Lens cataract	NA	Fins
	Reoriented scales	FINS			Head
	Growths	✓	Unremarkable		Eyes
	Parasites		Frayed – eroded		Mouth
	Wounds		Parasites		Peduncle
	Wounds - lamprey		Hemorrhagic		Ventral
LIPS AND JAWS			Gas Bubbles		Dorsal
✓	Unremarkable	FINS - ERODED			Lateral
	Deformed	NA	Dorsal	BEHAVIOR	
	Growths		Pectoral	NE	Gasping
SNOUT			Pelvic		Flashing
✓	Unremarkable		Anal		Lethargic
	Pugnose (Pughead)		Adipose		Fin twitching
	Growths		Caudal		Convulsions
	Abrasions	GILLS			Head Up-Tail Down
BARBELS		✓	Unremarkable		Head-tail whirling
NA	Unremarkable		Bright red		Pectoral fins folded forwarded
	Deformed		Brown		Belly up
	Missing		Gas bubbles		Loss of balance
OPERCLE			Parasites		Long axis whirling
✓	Unremarkable	PSEUDOBRANCH		OTHER OBSERVATIONS	
	Incomplete	✓	Unremarkable		
	Deformed		Enlarged		

INTERNAL PHYSICAL EXAMINATION					
BODY CAVITY		INTESTINES		OVARIES UD	
✓	Unremarkable	✓	Unremarkable		Immature
	Fluid – clear		Flaccid		Mature
	Fluid – bloody		Mucous		Ripe
	Fluid – cloudy	✓	Feces		Reabsorbing
	Adhesions		Fluid		Growth
MESENTERIC FAT			Hemorrhagic	MUSCLE	
✓	Unremarkable		Parasites	✓	Unremarkable
	None	SPLEEN			Soft
	Excessive	✓	Unremarkable		Parasites
LIVER			Enlarged	TUMORS	
✓	Unremarkable		Shrunken	NA	Liver
	Discolored		Discolored		I Baumann
	Yellowish		Ceroid Pigment Centers		II Scale
	Pale	GAS BLADDER			III
	Enlarged	✓	Unremarkable		
	Growths		Fluid	PYLORIC CAECA	
	Parasites		Growths	NA	Unremarkable
GALLBLADDER		KIDNEYS			Parasites
	Empty	✓	Unremarkable	TESTIS UD	
✓	Full		Pale		Immature
	Yellow		Swollen		Mature
	Green		Soft		Ripe
	Enlarged		Hemorrhagic		Constructed
	Parasites		Stones		Growth
STOMACH			Growths	OTHER OBSERVATIONS	
✓	Unremarkable		Cysts		
✓	Empty		Parasites (urinary bladder)		
	Food	COMMENTS: (a) RE JW 10-10-14 (b) SC = Scup 10-10-14			
	Mucous				
	Fluid				
	Hemorrhagic	NA = not applicable; NE = not evaluated; RE = recording error; UD = undetermined			

SPECIMEN DATA FORM

CHECKLIST FOR PHYSICAL EXAMINATION OF FISHES

Collection Date: 10-9-14	Examined By:	Camera: NA
Exam Date: 10-10-14	Recorded By:	Photo numbers: NA
Sex: UD Gonad not recovered	Body Weight (g): 17.7	Tissues Photographed: NA
Specimen ID: SC08 (2)	Gonad Weight (g): UD	

EXTERNAL PHYSICAL EXAMINATION

BODY FORM		ISTHMUS		BRANCHIAL CAVITY	
✓	Unremarkable	✓	Unremarkable	✓	Unremarkable
	Emaciated		Enlarged		Growths
	Truncate		Hemorrhagic		Parasites
	Scoliosis	EYES		UROGENITAL OPENING	
	Lordosis	✓	Unremarkable	✓	Unremarkable
BODY SURFACE			Popeye		Inflamed
✓	Unremarkable		Cloudy cornea	ANUS	
	Raised scales		Missing	✓	Unremarkable
	Swollen		Lens deformed		Inflamed
	Lesions		Lens parasites	LESIONS – Location(s)	
	Excess mucous		Lens cataract	NA	Fins
	Reoriented scales	FINS			Head
	Growths	✓	Unremarkable		Eyes
	Parasites		Frayed – eroded		Mouth
	Wounds		Parasites		Peduncle
	Wounds - lamprey		Hemorrhagic		Ventral
LIPS AND JAWS			Gas Bubbles		Dorsal
✓	Unremarkable	FINS - ERODED			Lateral
	Deformed	NA	Dorsal	BEHAVIOR	
	Growths		Pectoral	NE	Gasping
SNOUT			Pelvic		Flashing
✓	Unremarkable		Anal		Lethargic
	Pugnose (Pughead)		Adipose		Fin twitching
	Growths		Caudal		Convulsions
	Abrasions	GILLS			Head Up-Tail Down
BARBELS		✓	Unremarkable		Head-tail whirling
NA	Unremarkable		Bright red		Pectoral fins folded forwarded
	Deformed		Brown		Belly up
	Missing		Gas bubbles		Loss of balance
OPERCLE			Parasites		Long axis whirling
✓	Unremarkable	PSEUDOBRANCH		OTHER OBSERVATIONS	
	Incomplete	✓	Unremarkable		
	Deformed		Enlarged		

INTERNAL PHYSICAL EXAMINATION

BODY CAVITY		INTESTINES		OVARIES UD	
✓	Unremarkable	✓	Unremarkable		Immature
	Fluid – clear		Flaccid		Mature
	Fluid – bloody		Mucous		Ripe
	Fluid – cloudy	✓	Feces		Reabsorbing
	Adhesions		Fluid		Growth
MESENTERIC FAT			Hemorrhagic	MUSCLE	
✓	Unremarkable		Parasites	✓	Unremarkable
	None	SPLEEN			Soft
	Excessive	✓	Unremarkable		Parasites
LIVER			Enlarged	TUMORS	
✓	Unremarkable		Shrunken	NA	Liver
	Discolored		Discolored		I Baumann
	Yellowish		Ceroid Pigment Centers		II Scale
	Pale	GAS BLADDER			III
	Enlarged	✓	Unremarkable		
	Growths		Fluid	PYLORIC CAECA	
	Parasites		Growths	NA	Unremarkable
GALLBLADDER		KIDNEYS			Parasites
✓	Empty	✓	Unremarkable	TESTIS UD	
	Full		Pale		Immature
	Yellow		Swollen		Mature
	Green		Soft		Ripe
	Enlarged		Hemorrhagic		Constructed
	Parasites		Stones		Growth
STOMACH			Growths	OTHER OBSERVATIONS	
✓	Unremarkable		Cysts		
	Empty		Parasites (urinary bladder)		
✓	Food	COMMENTS: (2) SC = Scup JW 10-10-14			
	Mucous				
	Fluid				
	Hemorrhagic	NA = not applicable; NE = not evaluated; RE = recording error; UD = undetermined			

SPECIMEN DATA FORM

CHECKLIST FOR PHYSICAL EXAMINATION OF FISHES		
Collection Date: 10-9-14	Examined By:	Camera: NA
Exam Date: 10-10-14	Recorded By:	Photo numbers: NA
Sex: UD Gonad not received	Body Weight (g): 17.5	Tissues Photographed: NA
Specimen ID: SC09 (b)	Gonad Weight (g): UD	

EXTERNAL PHYSICAL EXAMINATION					
BODY FORM		ISTHMUS		BRANCHIAL CAVITY	
✓	Unremarkable	✓	Unremarkable	✓	Unremarkable
	Emaciated		Enlarged		Growths
	Truncate		Hemorrhagic		Parasites
	Scoliosis	EYES		UROGENITAL OPENING	
	Lordosis	✓	Unremarkable	✓	Unremarkable
BODY SURFACE			Popeye		Inflamed
✓	Unremarkable		Cloudy cornea	ANUS	
	Raised scales		Missing	✓	Unremarkable
	Swollen		Lens deformed		Inflamed
	Lesions		Lens parasites	LESIONS – Location(s)	
	Excess mucous		Lens cataract	NA	Fins
	Reoriented scales	FINS			Head
	Growths	✓	Unremarkable		Eyes
	Parasites		Frayed – eroded		Mouth
	Wounds		Parasites		Peduncle
	Wounds - lamprey		Hemorrhagic		Ventral
LIPS AND JAWS			Gas Bubbles		Dorsal
✓	Unremarkable	FINS - ERODED			Lateral
	Deformed	NA	Dorsal	BEHAVIOR	
	Growths		Pectoral	NE	Gasping
SNOUT			Pelvic		Flashing
✓	Unremarkable		Anal		Lethargic
	Pugnose (Pughead)		Adipose		Fin twitching
	Growths		Caudal		Convulsions
	Abrasions	GILLS			Head Up-Tail Down
BARBELS		✓	Unremarkable		Head-tail whirling
NA	Unremarkable		Bright red		Pectoral fins folded forwarded
	Deformed		Brown		Belly up
	Missing		Gas bubbles		Loss of balance
OPERCLE			Parasites		Long axis whirling
NA	Unremarkable	PSEUDOBRANCH		OTHER OBSERVATIONS	
	Incomplete	✓	Unremarkable		
	Deformed		Enlarged		

INTERNAL PHYSICAL EXAMINATION					
BODY CAVITY		INTESTINES		OVARIES UD	
(a) NA ✓	Unremarkable	✓	Unremarkable		Immature
	Fluid – clear		Flaccid		Mature
	Fluid – bloody	✓	Mucous		Ripe
	Fluid – cloudy		Feces		Reabsorbing
	Adhesions		Fluid		Growth
MESENTERIC FAT			Hemorrhagic	MUSCLE	
(a) NA ✓	Unremarkable		Parasites	✓	Unremarkable
	None	SPLEEN			Soft
	Excessive	✓	Unremarkable		Parasites
LIVER			Enlarged	TUMORS	
(a) NA ✓	Unremarkable		Shrunken	NA	Liver
	Discolored		Discolored		I Baumann
	Yellowish		Ceroid Pigment Centers		II Scale
	Pale	GAS BLADDER			III
	Enlarged	✓	Unremarkable		
	Growths		Fluid	PYLORIC CAECA	
	Parasites		Growths	NA	Unremarkable
GALLBLADDER		KIDNEYS			Parasites
	Empty	✓	Unremarkable	TESTIS UD	
✓	Full		Pale		Immature
	Yellow		Swollen		Mature
	Green		Soft		Ripe
	Enlarged		Hemorrhagic		Constructed
	Parasites		Stones		Growth
STOMACH			Growths	OTHER OBSERVATIONS	
✓	Unremarkable		Cysts		
✓	Empty		Parasites (urinary bladder)		
	Food	COMMENTS: (a) RE JW 10-10-14			
	Mucous	(b) SC = scup JW 10-10-14			
	Fluid				
	Hemorrhagic	NA = not applicable; NE = not evaluated; RE = recording error; UD = undetermined			

SPECIMEN DATA FORM

CHECKLIST FOR PHYSICAL EXAMINATION OF FISHES

Collection Date: 10-9-14	Examined By:	Camera: NA
Exam Date: 10-10-14	Recorded By:	Photo numbers: NA
Sex: UD Gonads not recovered	Body Weight (g): 21.3	Tissues Photographed: NA
Specimen ID: SC10 @	Gonad Weight (g): UD	

EXTERNAL PHYSICAL EXAMINATION

BODY FORM		ISTHMUS		BRANCHIAL CAVITY	
✓	Unremarkable	✓	Unremarkable	✓	Unremarkable
	Emaciated		Enlarged		Growths
	Truncate		Hemorrhagic		Parasites
	Scoliosis	EYES		UROGENITAL OPENING	
	Lordosis	✓	Unremarkable	✓	Unremarkable
BODY SURFACE			Popeye		Inflamed
✓	Unremarkable		Cloudy cornea	ANUS	
	Raised scales		Missing	✓	Unremarkable
	Swollen		Lens deformed		Inflamed
	Lesions		Lens parasites	LESIONS – Location(s)	
	Excess mucous		Lens cataract	NA	Fins
	Reoriented scales	FINS			Head
	Growths	✓	Unremarkable		Eyes
	Parasites		Frayed – eroded		Mouth
	Wounds		Parasites		Peduncle
	Wounds - lamprey		Hemorrhagic		Ventral
LIPS AND JAWS			Gas Bubbles		Dorsal
✓	Unremarkable	FINS - ERODED			Lateral
	Deformed	NA	Dorsal	BEHAVIOR	
	Growths		Pectoral	NE	Gasping
SNOUT			Pelvic		Flashing
✓	Unremarkable		Anal		Lethargic
	Pugnose (Pughead)		Adipose		Fin twitching
	Growths		Caudal		Convulsions
	Abrasions	GILLS			Head Up-Tail Down
BARBELS		✓	Unremarkable		Head-tail whirling
NA	Unremarkable		Bright red		Pectoral fins folded forwarded
	Deformed		Brown		Belly up
	Missing		Gas bubbles		Loss of balance
OPERCLE			Parasites		Long axis whirling
✓	Unremarkable	PSEUDOBRANCH		OTHER OBSERVATIONS	
	Incomplete	✓	Unremarkable		
	Deformed		Enlarged		

INTERNAL PHYSICAL EXAMINATION

BODY CAVITY		INTESTINES		OVARIES UD	
✓	Unremarkable	✓	Unremarkable		Immature
	Fluid – clear		Flaccid		Mature
	Fluid – bloody		Mucous		Ripe
	Fluid – cloudy	✓	Feces		Reabsorbing
	Adhesions		Fluid		Growth
MESENTERIC FAT			Hemorrhagic	MUSCLE	
✓	Unremarkable		Parasites	✓	Unremarkable
	None	SPLEEN			Soft
	Excessive	✓	Unremarkable		Parasites
LIVER			Enlarged	TUMORS	
✓	Unremarkable		Shrunken	NA	Liver
	Discolored		Discolored		I Baumann
	Yellowish		Ceroid Pigment Centers		II Scale
	Pale	GAS BLADDER			III
	Enlarged	✓	Unremarkable		
	Growths		Fluid	PYLORIC CAECA	
	Parasites		Growths	NA	Unremarkable
GALLBLADDER		KIDNEYS			Parasites
✓	Empty	✓	Unremarkable	TESTIS UD	
	Full		Pale		Immature
	Yellow		Swollen		Mature
	Green		Soft		Ripe
	Enlarged		Hemorrhagic		Constructed
	Parasites		Stones		Growth
STOMACH			Growths	OTHER OBSERVATIONS	
✓	Unremarkable		Cysts		
✓	Empty		Parasites (urinary bladder)		
	Food	COMMENTS: @ SC = Scup JW 10-10-14			
	Mucous				
	Fluid				
	Hemorrhagic	NA = not applicable; NE = not evaluated; RE = recording error; UD = undetermined			

SPECIMEN DATA FORM

CHECKLIST FOR PHYSICAL EXAMINATION OF FISHES		
Collection Date: 10-9-14	Examined By:	Camera: NA
Exam Date: 10-10-14	Recorded By:	Photo numbers: NA
Sex: UD Gonad not recovered	Body Weight (g): 19.0	Tissues Photographed: NA
Specimen ID: SC11 @	Gonad Weight (g): UD	

EXTERNAL PHYSICAL EXAMINATION					
BODY FORM		ISTHMUS		BRANCHIAL CAVITY	
✓	Unremarkable	✓	Unremarkable	✓	Unremarkable
	Emaciated		Enlarged		Growths
	Truncate		Hemorrhagic		Parasites
	Scoliosis	EYES		UROGENITAL OPENING	
	Lordosis	✓	Unremarkable	✓	Unremarkable
BODY SURFACE			Popeye		Inflamed
✓	Unremarkable		Cloudy cornea	ANUS	
	Raised scales		Missing	✓	Unremarkable
	Swollen		Lens deformed		Inflamed
	Lesions		Lens parasites	LESIONS – Location(s)	
	Excess mucous		Lens cataract	NA	Fins
	Reoriented scales	FINS			Head
	Growths	✓	Unremarkable		Eyes
	Parasites		Frayed – eroded		Mouth
	Wounds		Parasites		Peduncle
	Wounds - lamprey		Hemorrhagic		Ventral
LIPS AND JAWS			Gas Bubbles		Dorsal
✓	Unremarkable	FINS - ERODED			Lateral
	Deformed	NA	Dorsal	BEHAVIOR	
	Growths		Pectoral	NE	Gasping
SNOUT			Pelvic		Flashing
✓	Unremarkable		Anal		Lethargic
	Pugnose (Pughead)		Adipose		Fin twitching
	Growths		Caudal		Convulsions
	Abrasions	GILLS			Head Up-Tail Down
BARBELS		✓	Unremarkable		Head-tail whirling
NA	Unremarkable		Bright red		Pectoral fins folded forwarded
	Deformed		Brown		Belly up
	Missing		Gas bubbles		Loss of balance
OPERCLE			Parasites		Long axis whirling
✓	Unremarkable	PSEUDOBRANCH		OTHER OBSERVATIONS	
	Incomplete	✓	Unremarkable		
	Deformed		Enlarged		

INTERNAL PHYSICAL EXAMINATION					
BODY CAVITY		INTESTINES		OVARIES UD	
✓	Unremarkable	✓	Unremarkable		Immature
	Fluid – clear		Flaccid		Mature
	Fluid – bloody		Mucous		Ripe
	Fluid – cloudy	✓	Feces		Reabsorbing
	Adhesions		Fluid		Growth
MESENTERIC FAT			Hemorrhagic	MUSCLE	
✓	Unremarkable		Parasites	✓	Unremarkable
	None	SPLEEN			Soft
	Excessive	✓	Unremarkable		Parasites
LIVER			Enlarged	TUMORS	
✓	Unremarkable		Shrunken	NA	Liver
	Discolored		Discolored		I Baumann
	Yellowish		Ceroid Pigment Centers		II Scale
	Pale	GAS BLADDER			III
	Enlarged	✓	Unremarkable		
	Growths		Fluid	PYLORIC CAECA	
	Parasites		Growths	NA	Unremarkable
GALLBLADDER		KIDNEYS			Parasites
✓	Empty	✓	Unremarkable	TESTIS UD	
	Full		Pale		Immature
	Yellow		Swollen		Mature
	Green		Soft		Ripe
	Enlarged		Hemorrhagic		Constructed
	Parasites		Stones		Growth
STOMACH			Growths	OTHER OBSERVATIONS	
✓	Unremarkable		Cysts		
	Empty		Parasites (urinary bladder)		
✓	Food	COMMENTS: @ SC = Scup JW 10-10-14			
	Mucous				
	Fluid				
	Hemorrhagic	NA = not applicable; NE = not evaluated; RE = recording error; UD = undetermined			

SPECIMEN DATA FORM

CHECKLIST FOR PHYSICAL EXAMINATION OF FISHES		
Collection Date: 10-4-14 14 ⓒ	Examined By:	Camera: NA
Exam Date: 10-10-14 14 ⓒ	Recorded By:	Photo numbers: NA
Sex: UD Gonad not recovered	Body Weight (g): 14.4	Tissues Photographed: NA
Specimen ID: SCSP19 ⓑ ⓒ	Gonad Weight (g): UI	

EXTERNAL PHYSICAL EXAMINATION					
BODY FORM		ISTHMUS		BRANCHIAL CAVITY	
✓	Unremarkable	✓	Unremarkable	✓	Unremarkable
	Emaciated		Enlarged		Growths
	Truncate		Hemorrhagic		Parasites
	Scoliosis	EYES		UROGENITAL OPENING	
	Lordosis	~	Unremarkable	~	Unremarkable
BODY SURFACE			Popeye		Inflamed
~	Unremarkable		Cloudy cornea	ANUS	
	Raised scales		Missing	✓	Unremarkable
	Swollen		Lens deformed		Inflamed
	Lesions		Lens parasites	LESIONS – Location(s)	
	Excess mucous		Lens cataract	NA	Fins
	Reoriented scales	FINS			Head
	Growths	✓	Unremarkable		Eyes
	Parasites		Frayed – eroded		Mouth
	Wounds		Parasites		Peduncle
	Wounds - lamprey		Hemorrhagic		Ventral
LIPS AND JAWS			Gas Bubbles		Dorsal
✓	Unremarkable	FINS - ERODED			Lateral
	Deformed	NA	Dorsal	BEHAVIOR	
	Growths		Pectoral	NE	Gasping
SNOUT			Pelvic		Flashing
✓	Unremarkable		Anal		Lethargic
	Pugnose (Pughead)		Adipose		Fin twitching
	Growths		Caudal		Convulsions
	Abrasions	GILLS			Head Up-Tail Down
BARBELS		✓	Unremarkable		Head-tail whirling
NA	Unremarkable		Bright red		Pectoral fins folded forwarded
	Deformed		Brown		Belly up
	Missing		Gas bubbles		Loss of balance
OPERCLE			Parasites		Long axis whirling
✓	Unremarkable	PSEUDOBRANCH		OTHER OBSERVATIONS	
	Incomplete	✓	Unremarkable		
	Deformed		Enlarged		

INTERNAL PHYSICAL EXAMINATION					
BODY CAVITY		INTESTINES		OVARIES UD	
✓	Unremarkable	✓	Unremarkable		Immature
	Fluid – clear		Flaccid		Mature
	Fluid – bloody		Mucous		Ripe
	Fluid – cloudy	✓	Feces		Reabsorbing
	Adhesions		Fluid		Growth
MESENTERIC FAT			Hemorrhagic	MUSCLE	
~	Unremarkable		Parasites	✓	Unremarkable
	None	SPLEEN			Soft
	Excessive	✓	Unremarkable		Parasites
LIVER			Enlarged	TUMORS	
~	Unremarkable		Shrunken	NA	Liver
	Discolored		Discolored		I Baumann
	Yellowish		Ceroid Pigment Centers		II Scale
	Pale	GAS BLADDER			III
	Enlarged	~	Unremarkable		
	Growths		Fluid	PYLORIC CAECA	
	Parasites		Growths	NA	Unremarkable
GALLBLADDER		KIDNEYS			Parasites
~	Empty	✓	Unremarkable	TESTIS UI	
	Full		Pale		Immature
	Yellow		Swollen		Mature
	Green		Soft		Ripe
	Enlarged		Hemorrhagic		Constructed
	Parasites		Stones		Growth
STOMACH			Growths	OTHER OBSERVATIONS	
✓	Unremarkable		Cysts		
	Empty		Parasites (urinary bladder)		
	Food	COMMENTS: ⓐ RE JW 10-10-14 ⓑ SC = SCUP JW 10-10-14			
✓	Mucous	ⓒ Incorrect dates recorded JW 10-20-14			
	Fluid				
	Hemorrhagic	NA = not applicable; NE = not evaluated; RE = recording error; UD = undetermined			

SPECIMEN DATA FORM

CHECKLIST FOR PHYSICAL EXAMINATION OF FISHES		
Collection Date: 10-9-14	Examined By:	Camera: NA
Exam Date: 10-10-14	Recorded By:	Photo numbers: NA
Sex: UD Gonad not recovered	Body Weight (g): 15.3	Tissues Photographed: NA
Specimen ID: SC12 @	Gonad Weight (g): UD	

EXTERNAL PHYSICAL EXAMINATION					
BODY FORM		ISTHMUS		BRANCHIAL CAVITY	
✓	Unremarkable	✓	Unremarkable	✓	Unremarkable
	Emaciated		Enlarged		Growths
	Truncate		Hemorrhagic		Parasites
	Scoliosis	EYES		UROGENITAL OPENING	
	Lordosis	✓	Unremarkable	✓	Unremarkable
BODY SURFACE			Popeye		Inflamed
✓	Unremarkable		Cloudy cornea	ANUS	
	Raised scales		Missing	✓	Unremarkable
	Swollen		Lens deformed		Inflamed
	Lesions		Lens parasites	LESIONS – Location(s)	
	Excess mucous		Lens cataract	NA	Fins
	Reorlented scales	FINS			Head
	Growths	✓	Unremarkable		Eyes
	Parasites		Frayed – eroded		Mouth
	Wounds		Parasites		Peduncle
	Wounds - lamprey		Hemorrhagic		Ventral
LIPS AND JAWS			Gas Bubbles		Dorsal
✓	Unremarkable	FINS - ERODED			Lateral
	Deformed	NA	Dorsal	BEHAVIOR	
	Growths		Pectoral	NE	Gasping
SNOUT			Pelvic		Flashing
✓	Unremarkable		Anal		Lethargic
	Pugnose (Pughead)		Adipose		Fin twitching
	Growths		Caudal		Convulsions
	Abrasions	GILLS			Head Up-Tail Down
BARBELS		✓	Unremarkable		Head-tail whirling
NA	Unremarkable		Bright red		Pectoral fins folded forwarded
	Deformed		Brown		Belly up
	Missing		Gas bubbles		Loss of balance
OPERCLE			Parasites		Long axis whirling
✓	Unremarkable	PSEUDOBRANCH		OTHER OBSERVATIONS	
	Incomplete	✓	Unremarkable		
	Deformed		Enlarged		

INTERNAL PHYSICAL EXAMINATION					
BODY CAVITY		INTESTINES		OVARIES UD	
✓	Unremarkable	✓	Unremarkable		Immature
	Fluid – clear		Flaccid		Mature
	Fluid – bloody		Mucous		Ripe
	Fluid – cloudy	✓	Feces		Reabsorbing
	Adhesions		Fluid		Growth
MESENTERIC FAT			Hemorrhagic	MUSCLE	
✓	Unremarkable		Parasites	✓	Unremarkable
	None	SPLEEN			Soft
	Excessive	✓	Unremarkable		Parasites
LIVER			Enlarged	TUMORS	
✓	Unremarkable		Shrunken	NA	Liver
	Discolored		Discolored		I Baumann
	Yellowish		Ceroid Pigment Centers		II Scale
	Pale	GAS BLADDER			III
	Enlarged	✓	Unremarkable		
	Growths		Fluid	PYLORIC CAECA	
	Parasites		Growths	NA	Unremarkable
GALLBLADDER		KIDNEYS			Parasites
✓	Empty	✓	Unremarkable	TESTIS UD	
	Full		Pale		Immature
	Yellow		Swollen		Mature
	Green		Soft		Ripe
	Enlarged		Hemorrhagic		Constructed
	Parasites		Stones		Growth
STOMACH			Growths	OTHER OBSERVATIONS	
✓	Unremarkable		Cysts		
✓	Empty		Parasites (urinary bladder)		
	Food	COMMENTS: @SC = Scup on 10-10-14			
	Mucous				
	Fluid				
	Hemorrhagic	NA = not applicable; NE = not evaluated; RE = recording error; UD = undetermined			

SPECIMEN DATA FORM

CHECKLIST FOR PHYSICAL EXAMINATION OF FISHES		
Collection Date: 10-9-14	Examined By:	Camera: NA
Exam Date: 10-10-14	Recorded By:	Photo numbers: NA
Sex: UD Too immature to sex	Body Weight (g): 17.2	Tissues Photographed: NA
Specimen ID: 5613 @	Gonad Weight (g): 0.01	

EXTERNAL PHYSICAL EXAMINATION

BODY FORM		ISTHMUS		BRANCHIAL CAVITY	
✓	Unremarkable	✓	Unremarkable	✓	Unremarkable
	Emaciated		Enlarged		Growths
	Truncate		Hemorrhagic		Parasites
	Scoliosis	EYES		UROGENITAL OPENING	
	Lordosis	✓	Unremarkable	✓	Unremarkable
BODY SURFACE			Popeye		Inflamed
✓	Unremarkable		Cloudy cornea	ANUS	
	Raised scales		Missing	✓	Unremarkable
	Swollen		Lens deformed		Inflamed
	Lesions		Lens parasites	LESIONS – Location(s)	
	Excess mucous		Lens cataract	NA	Fins
	Reoriented scales	FINS			Head
	Growths	✓	Unremarkable		Eyes
	Parasites		Frayed – eroded		Mouth
	Wounds		Parasites		Peduncle
	Wounds - lamprey		Hemorrhagic		Ventral
LIPS AND JAWS			Gas Bubbles		Dorsal
✓	Unremarkable	FINS - ERODED			Lateral
	Deformed	NA	Dorsal	BEHAVIOR	
	Growths		Pectoral	NE	Gasping
SNOUT			Pelvic		Flashing
✓	Unremarkable		Anal		Lethargic
	Pugnose (Pughead)		Adipose		Fin twitching
	Growths		Caudal		Convulsions
	Abrasions	GILLS			Head Up-Tail Down
BARBELS		✓	Unremarkable		Head-tail whirling
NA	Unremarkable		Bright red		Pectoral fins folded forwarded
	Deformed		Brown		Belly up
	Missing		Gas bubbles		Loss of balance
OPERCLE			Parasites		Long axis whirling
✓	Unremarkable	PSEUDOBRANCH		OTHER OBSERVATIONS	
	Incomplete	✓	Unremarkable		
	Deformed		Enlarged		

INTERNAL PHYSICAL EXAMINATION

BODY CAVITY		INTESTINES		OVARIES UD	
✓	Unremarkable	✓	Unremarkable		Immature
	Fluid – clear		Flaccid		Mature
	Fluid – bloody		Mucous		Ripe
	Fluid – cloudy	✓	Feces		Reabsorbing
	Adhesions		Fluid		Growth
MESENTERIC FAT			Hemorrhagic	MUSCLE	
✓	Unremarkable		Parasites	✓	Unremarkable
	None	SPLEEN			Soft
	Excessive	✓	Unremarkable		Parasites
LIVER			Enlarged	TUMORS	
✓	Unremarkable		Shrunken	NA	Liver
	Discolored		Discolored		I Baumann
	Yellowish		Cerold Pigment Centers		II Scale
	Pale	GAS BLADDER			III
	Enlarged	✓	Unremarkable		
	Growths		Fluid	PYLORIC CAECA	
	Parasites		Growths	NA	Unremarkable
GALLBLADDER		KIDNEYS			Parasites
	Empty	✓	Unremarkable	TESTIS UD	
✓	Full		Pale		Immature
	Yellow		Swollen		Mature
	Green		Soft		Ripe
	Enlarged		Hemorrhagic		Constructed
	Parasites		Stones		Growth
STOMACH			Growths	OTHER OBSERVATIONS	
✓	Unremarkable		Cysts		
✓	Empty		Parasites (urinary bladder)		
	Food	COMMENTS: @SC = Scup KW 10-10-14			
	Mucous				
	Fluid				
	Hemorrhagic	NA = not applicable; NE = not evaluated; RE = recording error; UD = undetermined			

SPECIMEN DATA FORM

CHECKLIST FOR PHYSICAL EXAMINATION OF FISHES

Collection Date: 10-9-14	Examined By:	Camera: NA
Exam Date: 10-10-14	Recorded By:	Photo numbers: NA
Sex: UD Gonad not recovered	Body Weight (g): 16.0	Tissues Photographed: NA
Specimen ID: SC14 (a)	Gonad Weight (g): UD	

EXTERNAL PHYSICAL EXAMINATION

BODY FORM		ISTHMUS		BRANCHIAL CAVITY	
✓	Unremarkable	✓	Unremarkable	✓	Unremarkable
	Emaciated		Enlarged		Growths
	Truncate		Hemorrhagic		Parasites
	Scoliosis	EYES		UROGENITAL OPENING	
	Lordosis	✓	Unremarkable	✓	Unremarkable
BODY SURFACE			Popeye		Inflamed
✓	Unremarkable		Cloudy cornea	ANUS	
	Raised scales		Missing	✓	Unremarkable
	Swollen		Lens deformed		Inflamed
	Lesions		Lens parasites	LESIONS – Location(s)	
	Excess mucous		Lens cataract	NA	Fins
	Reoriented scales	FINS			Head
	Growths	✓	Unremarkable		Eyes
	Parasites		Frayed – eroded		Mouth
	Wounds		Parasites		Peduncle
	Wounds - lamprey		Hemorrhagic		Ventral
LIPS AND JAWS			Gas Bubbles		Dorsal
✓	Unremarkable	FINS - ERODED			Lateral
	Deformed	NA	Dorsal	BEHAVIOR	
	Growths		Pectoral	NE	Gasping
SNOUT			Pelvic		Flashing
✓	Unremarkable		Anal		Lethargic
	Pugnose (Pughead)		Adipose		Fin twitching
	Growths		Caudal		Convulsions
	Abrasions	GILLS			Head Up-Tail Down
BARBELS		✓	Unremarkable		Head-tail whirling
NA	Unremarkable		Bright red		Pectoral fins folded forwarded
	Deformed		Brown		Belly up
	Missing		Gas bubbles		Loss of balance
OPERCLE			Parasites		Long axis whirling
✓	Unremarkable	PSEUDOBRANCH		OTHER OBSERVATIONS	
	Incomplete	✓	Unremarkable		
	Deformed		Enlarged		

INTERNAL PHYSICAL EXAMINATION

BODY CAVITY		INTESTINES		OVARIES UD	
✓	Unremarkable	✓	Unremarkable		Immature
	Fluid – clear		Flaccid		Mature
	Fluid – bloody		Mucous		Ripe
	Fluid – cloudy	✓	Feces		Reabsorbing
	Adhesions		Fluid		Growth
MESENTERIC FAT			Hemorrhagic	MUSCLE	
✓	Unremarkable		Parasites	✓	Unremarkable
	None	SPLEEN			Soft
	Excessive	✓	Unremarkable		Parasites
LIVER			Enlarged	TUMORS	
✓	Unremarkable		Shrunken	NA	Liver
	Discolored		Discolored		I Baumann
	Yellowish		Ceroid Pigment Centers		II Scale
	Pale	GAS BLADDER			III
	Enlarged	✓	Unremarkable		
	Growths		Fluid	PYLORIC CAECA	
	Parasites		Growths	NA	Unremarkable
GALLBLADDER		KIDNEYS			Parasites
✓	Empty	✓	Unremarkable	TESTIS UD	
	Full		Pale		Immature
	Yellow		Swollen		Mature
	Green		Soft		Ripe
	Enlarged		Hemorrhagic		Constructed
	Parasites		Stones		Growth
STOMACH			Growths	OTHER OBSERVATIONS	
✓	Unremarkable		Cysts		
✓	Empty		Parasites (urinary bladder)		
	Food	COMMENTS: (a) SC = Scup DW 10-10-14			
	Mucous				
	Fluid				
	Hemorrhagic	NA = not applicable; NE = not evaluated; RE = recording error; UD = undetermined			

SPECIMEN DATA FORM

CHECKLIST FOR PHYSICAL EXAMINATION OF FISHES		
Collection Date: 10-9-14	Examined By:	Camera: NA
Exam Date: 10-10-14	Recorded By:	Photo numbers: NA
Sex: UD Gonad not recovered	Body Weight (g): 13.2	Tissues Photographed: NA
Specimen ID: 36 15 (a)	Gonad Weight (g): UD	

EXTERNAL PHYSICAL EXAMINATION		
BODY FORM	ISTHMUS	BRANCHIAL CAVITY
✓ Unremarkable	✓ Unremarkable	✓ Unremarkable
Emaciated	Enlarged	Growths
Truncate	Hemorrhagic	Parasites
Scoliosis	EYES	UROGENITAL OPENING
Lordosis	✓ Unremarkable	✓ Unremarkable
BODY SURFACE	Popeye	Inflamed
✓ Unremarkable	Cloudy cornea	ANUS
Raised scales	Missing	✓ Unremarkable
Swollen	Lens deformed	Inflamed
Lesions	Lens parasites	LESIONS – Location(s)
Excess mucous	Lens cataract	NA Fins
Reoriented scales	FINS	Head
Growths	✓ Unremarkable	Eyes
Parasites	Frayed – eroded	Mouth
Wounds	Parasites	Peduncle
Wounds - lamprey	Hemorrhagic	Ventral
LIPS AND JAWS	Gas Bubbles	Dorsal
✓ Unremarkable	FINS - ERODED	Lateral
Deformed	NA Dorsal	BEHAVIOR
Growths	Pectoral	NE Gasping
SNOUT	Pelvic	Flashing
✓ Unremarkable	Anal	Lethargic
Pugnose (Pughead)	Adipose	Fin twitching
Growths	Caudal	Convulsions
Abrasions	GILLS	Head Up-Tail Down
BARBELS	✓ Unremarkable	Head-tail whirling
NA Unremarkable	Bright red	Pectoral fins folded forwarded
Deformed	Brown	Belly up
Missing	Gas bubbles	Loss of balance
OPERCLE	Parasites	Long axis whirling
✓ Unremarkable	PSEUDOBRANCH	OTHER OBSERVATIONS
Incomplete	✓ Unremarkable	
Deformed	Enlarged	

INTERNAL PHYSICAL EXAMINATION		
BODY CAVITY	INTESTINES	OVARIES UD
✓ Unremarkable	✓ Unremarkable	Immature
Fluid – clear	Flaccid	Mature
Fluid – bloody	✓ Mucous	Ripe
Fluid – cloudy	Feces	Reabsorbing
Adhesions	Fluid	Growth
MESENTERIC FAT	Hemorrhagic	MUSCLE
✓ Unremarkable	Parasites	✓ Unremarkable
None	SPLEEN	Soft
Excessive	✓ Unremarkable	Parasites
LIVER	Enlarged	TUMORS
✓ Unremarkable	Shrunken	NA Liver
Discolored	Discolored	I Baumann
Yellowish	Ceroid Pigment Centers	II Scale
Pale	GAS BLADDER	III
Enlarged	✓ Unremarkable	
Growths	Fluid	PYLORIC CAECA
Parasites	Growths	NA Unremarkable
GALLBLADDER	KIDNEYS	Parasites
✓ Empty	✓ Unremarkable	TESTIS UD
Full	Pale	Immature
Yellow	Swollen	Mature
Green	Soft	Ripe
Enlarged	Hemorrhagic	Constructed
Parasites	Stones	Growth
STOMACH	Growths	OTHER OBSERVATIONS
✓ Unremarkable	Cysts	
Empty	Parasites (urinary bladder)	
✓ Food	COMMENTS (a) SC = Scup DN 10-10-14	
✓ Mucous		
Fluid		
Hemorrhagic	NA = not applicable; NE = not evaluated; RE = recording error; UD = undetermined	

SPECIMEN DATA FORM

CHECKLIST FOR PHYSICAL EXAMINATION OF FISHES		
Collection Date: 10-9-14	Examined By: [illegible]	Camera: NA
Exam Date: 10-10-14	Recorded By: [illegible]	Photo numbers: NA
Sex: UD Gonad not recovered	Body Weight (g): 12.5	Tissues Photographed: NA
Specimen ID: SC16 @	Gonad Weight (g): UD	

EXTERNAL PHYSICAL EXAMINATION		
BODY FORM	**ISTHMUS**	**BRANCHIAL CAVITY**
✓ Unremarkable	✓ Unremarkable	✓ Unremarkable
Emaciated	Enlarged	Growths
Truncate	Hemorrhagic	Parasites
Scoliosis	**EYES**	**UROGENITAL OPENING**
Lordosis	✓ Unremarkable	✓ Unremarkable
BODY SURFACE	Popeye	Inflamed
✓ Unremarkable	Cloudy cornea	**ANUS**
Raised scales	Missing	✓ Unremarkable
Swollen	Lens deformed	Inflamed
Lesions	Lens parasites	**LESIONS – Location(s)**
Excess mucous	Lens cataract	NA Fins
Reoriented scales	**FINS**	Head
Growths	✓ Unremarkable	Eyes
Parasites	Frayed – eroded	Mouth
Wounds	Parasites	Peduncle
Wounds - lamprey	Hemorrhagic	Ventral
LIPS AND JAWS	Gas Bubbles	Dorsal
✓ Unremarkable	**FINS - ERODED**	Lateral
Deformed	NA Dorsal	**BEHAVIOR**
Growths	Pectoral	NE Gasping
SNOUT	Pelvic	Flashing
✓ Unremarkable	Anal	Lethargic
Pugnose (Pughead)	Adipose	Fin twitching
Growths	Caudal	Convulsions
Abrasions	**GILLS**	Head Up-Tail Down
BARBELS	✓ Unremarkable	Head-tail whirling
NA Unremarkable	Bright red	Pectoral fins folded forwarded
Deformed	Brown	Belly up
Missing	Gas bubbles	Loss of balance
OPERCLE	Parasites	Long axis whirling
✓ Unremarkable	**PSEUDOBRANCH**	**OTHER OBSERVATIONS**
Incomplete	✓ Unremarkable	
Deformed	Enlarged	

INTERNAL PHYSICAL EXAMINATION		
BODY CAVITY	**INTESTINES**	**OVARIES** UD
✓ Unremarkable	✓ Unremarkable	Immature
Fluid – clear	Flaccid	Mature
Fluid – bloody	Mucous	Ripe
Fluid – cloudy	✓ Feces	Reabsorbing
Adhesions	Fluid	Growth
MESENTERIC FAT	Hemorrhagic	**MUSCLE**
✓ Unremarkable	Parasites	✓ Unremarkable
None	**SPLEEN**	Soft
Excessive	✓ Unremarkable	Parasites
LIVER	Enlarged	**TUMORS**
✓ Unremarkable	Shrunken	NA Liver
Discolored	Discolored	I Baumann
Yellowish	Ceroid Pigment Centers	II Scale
Pale	**GAS BLADDER**	III
Enlarged	✓ Unremarkable	
Growths	Fluid	**PYLORIC CAECA**
Parasites	Growths	NA Unremarkable
GALLBLADDER	**KIDNEYS**	Parasites
✓ Empty	✓ Unremarkable	**TESTIS** UD
Full	Pale	Immature
Yellow	Swollen	Mature
Green	Soft	Ripe
Enlarged	Hemorrhagic	Constructed
Parasites	Stones	Growth
STOMACH	Growths	**OTHER OBSERVATIONS**
✓ Unremarkable	Cysts	
✓ Empty	Parasites (urinary bladder)	
✓ Food	COMMENTS: @ JW 10-10-14 SC = Scup	
Mucous		
Fluid		
Hemorrhagic	NA = not applicable; NE = not evaluated; RE = recording error; UD = undetermined	

SPECIMEN DATA FORM

CHECKLIST FOR PHYSICAL EXAMINATION OF FISHES

Collection Date: 10-9-14	Examined By: [illegible]	Camera: NA
Exam Date: 10-10-14	Recorded By: [illegible]	Photo numbers: NA
Sex: UD Gonad not received	Body Weight (g): 17.7	Tissues Photographed: NA
Specimen ID: SC17 (b)	Gonad Weight (g): UD	

EXTERNAL PHYSICAL EXAMINATION

BODY FORM		ISTHMUS		BRANCHIAL CAVITY	
✓	Unremarkable	✓	Unremarkable	✓	Unremarkable
	Emaciated		Enlarged		Growths
	Truncate		Hemorrhagic		Parasites
	Scoliosis	EYES		UROGENITAL OPENING	
	Lordosis	✓	Unremarkable	✓	Unremarkable
BODY SURFACE			Popeye		Inflamed
✓	Unremarkable		Cloudy cornea	ANUS	
	Raised scales		Missing	✓	Unremarkable
	Swollen		Lens deformed		Inflamed
	Lesions		Lens parasites	LESIONS – Location(s)	
	Excess mucous		Lens cataract	NA	Fins
	Reoriented scales	FINS			Head
	Growths	✓	Unremarkable		Eyes
	Parasites		Frayed – eroded		Mouth
	Wounds		Parasites		Peduncle
	Wounds - lamprey		Hemorrhagic		Ventral
LIPS AND JAWS			Gas Bubbles		Dorsal
✓	Unremarkable	FINS - ERODED			Lateral
	Deformed	NA	Dorsal	BEHAVIOR	
	Growths		Pectoral	NE	Gasping
SNOUT			Pelvic		Flashing
✓	Unremarkable		Anal		Lethargic
	Pugnose (Pughead)		Adipose		Fin twitching
	Growths		Caudal		Convulsions
	Abrasions	GILLS			Head Up-Tail Down
BARBELS		✓	Unremarkable		Head-tail whirling
NA	Unremarkable		Bright red		Pectoral fins folded forwarded
	Deformed		Brown		Belly up
	Missing		Gas bubbles		Loss of balance
OPERCLE			Parasites		Long axis whirling
✓	Unremarkable	PSEUDOBRANCH		OTHER OBSERVATIONS	
	Incomplete	✓	Unremarkable		
	Deformed		Enlarged		

INTERNAL PHYSICAL EXAMINATION

BODY CAVITY		INTESTINES		OVARIES UD	
✓	Unremarkable	✓	Unremarkable		Immature
	Fluid – clear		Flaccid		Mature
	Fluid – bloody		Mucous		Ripe
	Fluid – cloudy	✓	Feces		Reabsorbing
	Adhesions		Fluid		Growth
MESENTERIC FAT			Hemorrhagic	MUSCLE	
✓	Unremarkable		Parasites	✓	Unremarkable
	None	SPLEEN			Soft
	Excessive	✓	Unremarkable		Parasites
LIVER			Enlarged	TUMORS (a)	
✓	Unremarkable		Shrunken	NA	Liver
	Discolored		Discolored		I Baumann
	Yellowish		Ceroid Pigment Centers		II Scale
	Pale	GAS BLADDER			III
	Enlarged	✓	Unremarkable		
	Growths		Fluid	PYLORIC CAECA	
	Parasites		Growths	NA	Unremarkable
GALLBLADDER		KIDNEYS			Parasites
✓	Empty	✓	Unremarkable	TESTIS UD	
	Full		Pale		Immature
	Yellow		Swollen		Mature
	Green		Soft		Ripe
	Enlarged		Hemorrhagic		Constructed
	Parasites		Stones		Growth
STOMACH			Growths	OTHER OBSERVATIONS	
✓	Unremarkable		Cysts		
✓	Empty		Parasites (urinary bladder)		
	Food	COMMENTS: (a) RE JW 10-10-14 (b) SC = Scup JW 10-10-14			
	Mucous				
	Fluid				
	Hemorrhagic	NA = not applicable; NE = not evaluated; RE = recording error; UD = undetermined			

SPECIMEN DATA FORM

CHECKLIST FOR PHYSICAL EXAMINATION OF FISHES		
Collection Date: 10-9-14	Examined By:	Camera: NA
Exam Date: 10-10-14	Recorded By:	Photo numbers: NA
Sex: UD Gonad not recovered	Body Weight (g): 14.6	Tissues Photographed: NA
Specimen ID: SC 18 @	Gonad Weight (g): UD	

EXTERNAL PHYSICAL EXAMINATION					
BODY FORM		ISTHMUS		BRANCHIAL CAVITY	
✓	Unremarkable	✓	Unremarkable	✓	Unremarkable
	Emaciated		Enlarged		Growths
	Truncate		Hemorrhagic		Parasites
	Scoliosis	EYES		UROGENITAL OPENING	
	Lordosis	✓	Unremarkable	✓	Unremarkable
BODY SURFACE			Popeye		Inflamed
✓	Unremarkable		Cloudy cornea	ANUS	
	Raised scales		Missing	✓	Unremarkable
	Swollen		Lens deformed		Inflamed
	Lesions		Lens parasites	LESIONS – Location(s)	
	Excess mucous		Lens cataract	NA	Fins
	Reoriented scales	FINS			Head
	Growths	✓	Unremarkable		Eyes
	Parasites		Frayed – eroded		Mouth
	Wounds		Parasites		Peduncle
	Wounds - lamprey		Hemorrhagic		Ventral
LIPS AND JAWS			Gas Bubbles		Dorsal
✓	Unremarkable	FINS - ERODED			Lateral
	Deformed	NA	Dorsal	BEHAVIOR	
	Growths		Pectoral	NE	Gasping
SNOUT			Pelvic		Flashing
✓	Unremarkable		Anal		Lethargic
	Pugnose (Pughead)		Adipose		Fin twitching
	Growths		Caudal		Convulsions
	Abrasions	GILLS			Head Up-Tail Down
BARBELS		✓	Unremarkable		Head-tail whirling
NA	Unremarkable		Bright red		Pectoral fins folded forwarded
	Deformed		Brown		Belly up
	Missing		Gas bubbles		Loss of balance
OPERCLE			Parasites		Long axis whirling
✓	Unremarkable	PSEUDOBRANCH		OTHER OBSERVATIONS	
	Incomplete	✓	Unremarkable		
	Deformed		Enlarged		

INTERNAL PHYSICAL EXAMINATION					
BODY CAVITY		INTESTINES		OVARIES UD	
✓	Unremarkable	✓	Unremarkable	✓	Immature
	Fluid – clear		Flaccid		Mature
	Fluid – bloody		Mucous		Ripe
	Fluid – cloudy	✓	Feces		Reabsorbing
	Adhesions		Fluid		Growth
MESENTERIC FAT			Hemorrhagic	MUSCLE	
✓	Unremarkable		Parasites	✓	Unremarkable
	None	SPLEEN			Soft
	Excessive	NA	Unremarkable		Parasites
LIVER			Enlarged	TUMORS	
✓	Unremarkable		Shrunken	NA	Liver
	Discolored		Discolored		I Baumann
	Yellowish		Ceroid Pigment Centers		II Scale
	Pale	GAS BLADDER			III
	Enlarged	✓	Unremarkable		
	Growths		Fluid	PYLORIC CAECA	
	Parasites		Growths	NA	Unremarkable
GALLBLADDER		KIDNEYS			Parasites
✓	Empty	✓	Unremarkable	TESTIS UD	
	Full		Pale		Immature
	Yellow		Swollen		Mature
	Green		Soft		Ripe
	Enlarged		Hemorrhagic		Constructed
	Parasites		Stones		Growth
STOMACH			Growths	OTHER OBSERVATIONS	
✓	Unremarkable		Cysts		
✓	Empty		Parasites (urinary bladder)		
	Food	COMMENTS: @ SC = Scup JW 10-10-14			
	Mucous				
	Fluid				
	Hemorrhagic	NA = not applicable; NE = not evaluated; RE = recording error; UD = undetermined			

SPECIMEN DATA FORM

CHECKLIST FOR PHYSICAL EXAMINATION OF FISHES		
Collection Date: 10-9-14	Examined By:	Camera: NA
Exam Date: 10-10-14	Recorded By:	Photo numbers: NA
Sex: UD Gonad not recovered	Body Weight (g): 17.1	Tissues Photographed: NA
Specimen ID: SC20 @	Gonad Weight (g): UD	

EXTERNAL PHYSICAL EXAMINATION

BODY FORM		ISTHMUS		BRANCHIAL CAVITY	
✓	Unremarkable	✓	Unremarkable	✓	Unremarkable
	Emaciated		Enlarged		Growths
	Truncate		Hemorrhagic		Parasites
	Scoliosis	EYES		UROGENITAL OPENING	
	Lordosis	✓	Unremarkable	✓	Unremarkable
BODY SURFACE			Popeye		Inflamed
✓	Unremarkable		Cloudy cornea	ANUS	
	Raised scales		Missing	✓	Unremarkable
	Swollen		Lens deformed		Inflamed
	Lesions		Lens parasites	LESIONS – Location(s)	
	Excess mucous		Lens cataract	NA	Fins
	Reoriented scales	FINS			Head
	Growths	✓	Unremarkable		Eyes
	Parasites		Frayed – eroded		Mouth
	Wounds		Parasites		Peduncle
	Wounds - lamprey		Hemorrhagic		Ventral
LIPS AND JAWS			Gas Bubbles		Dorsal
✓	Unremarkable	FINS - ERODED			Lateral
	Deformed	NA	Dorsal	BEHAVIOR	
	Growths		Pectoral	NE	Gasping
SNOUT			Pelvic		Flashing
✓	Unremarkable		Anal		Lethargic
	Pugnose (Pughead)		Adipose		Fin twitching
	Growths		Caudal		Convulsions
	Abrasions	GILLS			Head Up-Tail Down
BARBELS		✓	Unremarkable		Head-tail whirling
NA	Unremarkable		Bright red		Pectoral fins folded forwarded
	Deformed		Brown		Belly up
	Missing		Gas bubbles		Loss of balance
OPERCLE			Parasites		Long axis whirling
✓	Unremarkable	PSEUDOBRANCH		OTHER OBSERVATIONS	
	Incomplete	✓	Unremarkable		
	Deformed		Enlarged		

INTERNAL PHYSICAL EXAMINATION

BODY CAVITY		INTESTINES		OVARIES UD	
✓	Unremarkable	✓	Unremarkable		Immature
	Fluid – clear		Flaccid		Mature
	Fluid – bloody	✓	Mucous		Ripe
	Fluid – cloudy	✓	Feces		Reabsorbing
	Adhesions		Fluid		Growth
MESENTERIC FAT			Hemorrhagic	MUSCLE	
✓	Unremarkable		Parasites	✓	Unremarkable
	None	SPLEEN			Soft
	Excessive	✓	Unremarkable		Parasites
LIVER			Enlarged	TUMORS	
✓	Unremarkable		Shrunken	NA	Liver
	Discolored		Discolored		I Baumann
	Yellowish		Ceroid Pigment Centers		II Scale
	Pale	GAS BLADDER			III
	Enlarged	✓	Unremarkable		
	Growths		Fluid	PYLORIC CAECA	
	Parasites		Growths	NA	Unremarkable
GALLBLADDER		KIDNEYS			Parasites
✓	Empty	✓	Unremarkable	TESTIS UD	
	Full		Pale		Immature
	Yellow		Swollen		Mature
	Green		Soft		Ripe
	Enlarged		Hemorrhagic		Constructed
	Parasites		Stones		Growth
STOMACH			Growths	OTHER OBSERVATIONS	
✓	Unremarkable		Cysts		
✓	Empty		Parasites (urinary bladder)		
	Food	COMMENTS: @ SC = scup JW 10-10-14			
	Mucous				
	Fluid				
	Hemorrhagic	NA = not applicable; NE = not evaluated; RE = recording error; UD = undetermined			

SPECIMEN DATA FORM

CHECKLIST FOR PHYSICAL EXAMINATION OF FISHES		
Collection Date: 10-9-14	Examined By:	Camera: NA
Exam Date: 10-10-14	Recorded By:	Photo numbers: NA
Sex: M	Body Weight (g): 318	Tissues Photographed: NA
Specimen ID: SB04 @	Gonad Weight (g): 0.155	

EXTERNAL PHYSICAL EXAMINATION					
BODY FORM		ISTHMUS		BRANCHIAL CAVITY	
✓	Unremarkable	✓	Unremarkable	✓	Unremarkable
	Emaciated		Enlarged		Growths
	Truncate		Hemorrhagic		Parasites
	Scoliosis	EYES		UROGENITAL OPENING	
	Lordosis	✓	Unremarkable	✓	Unremarkable
BODY SURFACE			Popeye		Inflamed
✓	Unremarkable		Cloudy cornea	ANUS	
	Raised scales		Missing	✓	Unremarkable
	Swollen		Lens deformed		Inflamed
	Lesions		Lens parasites	LESIONS – Location(s)	
	Excess mucous		Lens cataract	NA	Fins
	Reoriented scales	FINS			Head
	Growths	✓	Unremarkable		Eyes
	Parasites		Frayed – eroded		Mouth
	Wounds		Parasites		Peduncle
	Wounds - lamprey		Hemorrhagic		Ventral
LIPS AND JAWS			Gas Bubbles		Dorsal
✓	Unremarkable	FINS - ERODED			Lateral
	Deformed	NA	Dorsal	BEHAVIOR	
	Growths		Pectoral	NE	Gasping
SNOUT			Pelvic		Flashing
✓	Unremarkable		Anal		Lethargic
	Pugnose (Pughead)		Adipose		Fin twitching
	Growths		Caudal		Convulsions
	Abrasions	GILLS			Head Up-Tail Down
BARBELS		✓	Unremarkable		Head-tail whirling
NA	Unremarkable		Bright red		Pectoral fins folded forwarded
	Deformed		Brown		Belly up
	Missing		Gas bubbles		Loss of balance
OPERCLE			Parasites		Long axis whirling
✓	Unremarkable	PSEUDOBRANCH		OTHER OBSERVATIONS	
	Incomplete	✓	Unremarkable		
	Deformed		Enlarged		

INTERNAL PHYSICAL EXAMINATION					
BODY CAVITY		INTESTINES		OVARIES	
✓	Unremarkable	✓	Unremarkable	NA	Immature
	Fluid – clear		Flaccid		Mature
	Fluid – bloody	✓	Mucous		Ripe
	Fluid – cloudy		Feces		Reabsorbing
	Adhesions		Fluid		Growth
MESENTERIC FAT			Hemorrhagic	MUSCLE	
✓	Unremarkable		Parasites	✓	Unremarkable
	None	SPLEEN			Soft
	Excessive	✓	Unremarkable		Parasites
LIVER			Enlarged	TUMORS	
✓	Unremarkable		Shrunken	NA	Liver
	Discolored		Discolored		I Baumann
	Yellowish		Ceroid Pigment Centers		II Scale
	Pale	GAS BLADDER			III
	Enlarged	✓	Unremarkable		
	Growths		Fluid	PYLORIC CAECA	
	Parasites		Growths	NA	Unremarkable
GALLBLADDER		KIDNEYS			Parasites
	Empty	✓	Unremarkable	TESTIS	
✓	Full		Pale	✓	Immature
	Yellow		Swollen		Mature
✓	Green		Soft		Ripe
	Enlarged		Hemorrhagic		Constructed
	Parasites		Stones		Growth
STOMACH			Growths	OTHER OBSERVATIONS	
✓	Unremarkable		Cysts		
✓	Empty		Parasites (urinary bladder)		
	Food	COMMENTS: @ SB = Striped bass HW 10-10-14			
	Mucous				
	Fluid				
	Hemorrhagic	NA = not applicable; NE = not evaluated; RE = recording error; UD = undetermined			

SPECIMEN DATA FORM

CHECKLIST FOR PHYSICAL EXAMINATION OF FISHES		
Collection Date: 10-10-14	Examined By:	Camera: Olympus TG 3
Exam Date: 10-10-14	Recorded By:	Photo numbers: 7
Sex: M	Body Weight (g): 111.4	Tissues Photographed: Branchial Cavity
Specimen ID: NBO3FBLS003-01 @	Gonad Weight (g): 0.04	

EXTERNAL PHYSICAL EXAMINATION					
BODY FORM		ISTHMUS		BRANCHIAL CAVITY	
✓	Unremarkable	✓	Unremarkable		Unremarkable
	Emaciated		Enlarged		Growths
	Truncate		Hemorrhagic	✓	Parasites
	Scoliosis	EYES		UROGENITAL OPENING	
	Lordosis	✓	Unremarkable	✓	Unremarkable
BODY SURFACE			Popeye		Inflamed
✓	Unremarkable		Cloudy cornea	ANUS	
	Raised scales		Missing	✓	Unremarkable
	Swollen		Lens deformed		Inflamed
	Lesions		Lens parasites	LESIONS – Location(s)	
	Excess mucous		Lens cataract	NA	Fins
	Reoriented scales	FINS			Head
	Growths	✓	Unremarkable		Eyes
	Parasites		Frayed – eroded		Mouth
	Wounds		Parasites		Peduncle
	Wounds - lamprey		Hemorrhagic		Ventral
LIPS AND JAWS			Gas Bubbles		Dorsal
✓	Unremarkable	FINS - ERODED			Lateral
	Deformed	NA	Dorsal	BEHAVIOR	
	Growths		Pectoral	NE	Gasping
SNOUT			Pelvic		Flashing
✓	Unremarkable		Anal		Lethargic
	Pugnose (Pughead)		Adipose		Fin twitching
	Growths		Caudal		Convulsions
	Abrasions	GILLS			Head Up-Tail Down
BARBELS		✓	Unremarkable		Head-tail whirling
NA	Unremarkable		Bright red		Pectoral fins folded forwarded
	Deformed		Brown		Belly up
	Missing		Gas bubbles		Loss of balance
OPERCLE			Parasites		Long axis whirling
✓	Unremarkable	PSEUDOBRANCH		OTHER OBSERVATIONS	
	Incomplete	✓	Unremarkable		
	Deformed		Enlarged		

INTERNAL PHYSICAL EXAMINATION					
BODY CAVITY		INTESTINES		OVARIES	
✓	Unremarkable	✓	Unremarkable	NA	Immature
	Fluid – clear		Flaccid		Mature
	Fluid – bloody		Mucous		Ripe
	Fluid – cloudy	✓	Feces		Reabsorbing
	Adhesions		Fluid		Growth
MESENTERIC FAT			Hemorrhagic	MUSCLE	
✓	Unremarkable		Parasites	✓	Unremarkable
	None	SPLEEN			Soft
	Excessive	✓	Unremarkable		Parasites
LIVER			Enlarged	TUMORS	
✓	Unremarkable		Shrunken	NA	Liver
	Discolored		Discolored		I Baumann
	Yellowish		Ceroid Pigment Centers		II Scale
	Pale	GAS BLADDER			III
	Enlarged	✓	Unremarkable		
	Growths		Fluid	PYLORIC CAECA	
	Parasites		Growths	NA	Unremarkable
GALLBLADDER		KIDNEYS			Parasites
✓	Empty	✓	Unremarkable	TESTIS	
	Full		Pale	✓	Immature
	Yellow		Swollen		Mature
	Green		Soft		Ripe
	Enlarged		Hemorrhagic		Constructed
	Parasites		Stones		Growth
STOMACH			Growths	OTHER OBSERVATIONS	
✓	Unremarkable		Cysts		
✓	Empty		Parasites (urinary bladder)		
	Food	COMMENTS: @ BL = bluefish ON 10-10-14			
	Mucous				
	Fluid				
	Hemorrhagic	NA = not applicable; NE = not evaluated; RE = recording error; UD = undetermined			

SPECIMEN DATA FORM

CHECKLIST FOR PHYSICAL EXAMINATION OF FISHES		
Collection Date: 10-10-14	Examined By:	Camera: NA
Exam Date: 10-10-14	Recorded By:	Photo numbers: NA
Sex: UD Gonad not recovered	Body Weight (g): 27.9	Tissues Photographed: NA
Specimen ID: NB03-BL5003-02 @	Gonad Weight (g): UD	

EXTERNAL PHYSICAL EXAMINATION		
BODY FORM	**ISTHMUS**	**BRANCHIAL CAVITY**
✓ Unremarkable	✓ Unremarkable	✓ Unremarkable
Emaciated	Enlarged	Growths
Truncate	Hemorrhagic	Parasites
Scoliosis	**EYES**	**UROGENITAL OPENING**
Lordosis	✓ Unremarkable	✓ Unremarkable
BODY SURFACE	Popeye	Inflamed
✓ Unremarkable	Cloudy cornea	**ANUS**
Raised scales	Missing	✓ Unremarkable
Swollen	Lens deformed	Inflamed
Lesions	Lens parasites	**LESIONS – Location(s)**
Excess mucous	Lens cataract	NA Fins
Reoriented scales	**FINS**	Head
Growths	✓ Unremarkable	Eyes
Parasites	Frayed – eroded	Mouth
Wounds	Parasites	Peduncle
Wounds - lamprey	Hemorrhagic	Ventral
LIPS AND JAWS	Gas Bubbles	Dorsal
✓ Unremarkable	**FINS - ERODED**	Lateral
Deformed	NA Dorsal	**BEHAVIOR**
Growths	Pectoral	NE Gasping
SNOUT	Pelvic	Flashing
✓ Unremarkable	Anal	Lethargic
Pugnose (Pughead)	Adipose	Fin twitching
Growths	Caudal	Convulsions
Abrasions	**GILLS**	Head Up-Tail Down
BARBELS	✓ Unremarkable	Head-tail whirling
NA Unremarkable	Bright red	Pectoral fins folded forwarded
Deformed	Brown	Belly up
Missing	Gas bubbles	Loss of balance
OPERCLE	Parasites	Long axis whirling
✓ Unremarkable	**PSEUDOBRANCH**	**OTHER OBSERVATIONS**
Incomplete	✓ Unremarkable	
Deformed	Enlarged	

INTERNAL PHYSICAL EXAMINATION		
BODY CAVITY	**INTESTINES**	**OVARIES** UD
✓ Unremarkable	✓ Unremarkable	Immature
Fluid – clear	Flaccid	Mature
Fluid – bloody	Mucous	Ripe
Fluid – cloudy	Feces	Reabsorbing
Adhesions	Fluid	Growth
MESENTERIC FAT	Hemorrhagic	**MUSCLE**
✓ Unremarkable	Parasites	✓ Unremarkable
None	**SPLEEN**	Soft
Excessive	✓ Unremarkable	Parasites
LIVER	Enlarged	**TUMORS**
✓ Unremarkable	Shrunken	NA Liver
Discolored	Discolored	I Baumann
Yellowish	Ceroid Pigment Centers	II Scale
Pale	**GAS BLADDER**	III
Enlarged	✓ Unremarkable	
Growths	Fluid	**PYLORIC CAECA**
Parasites	Growths	NA Unremarkable
GALLBLADDER	**KIDNEYS**	Parasites
✓ Empty	✓ Unremarkable	**TESTIS** UD
Full	Pale	Immature
Yellow	Swollen	Mature
Green	Soft	Ripe
Enlarged	Hemorrhagic	Constructed
Parasites	Stones	Growth
STOMACH	Growths	**OTHER OBSERVATIONS**
✓ Unremarkable	Cysts	
✓ Empty	Parasites (urinary bladder)	
Food	COMMENTS: @BL = blueish DW 10-10-14	
Mucous		
Fluid		
Hemorrhagic	NA = not applicable; NE = not evaluated; RE = recording error; UD = undetermined	

SPECIMEN DATA FORM

CHECKLIST FOR PHYSICAL EXAMINATION OF FISHES

Collection Date: 10-10-14	Examined By:	Camera: Olympus T6.3
Exam Date: 10-10-14	Recorded By:	Photo numbers: 3
Sex: F	Body Weight (g): 94.4	Tissues Photographed: ovary (R)
Specimen ID: PB03-BL5003-03 (b)	Gonad Weight (g): 0.31	

EXTERNAL PHYSICAL EXAMINATION

BODY FORM		ISTHMUS		BRANCHIAL CAVITY	
✓	Unremarkable	✓	Unremarkable	✓	Unremarkable
	Emaciated		Enlarged		Growths
	Truncate		Hemorrhagic		Parasites
	Scoliosis	EYES		UROGENITAL OPENING	
	Lordosis	✓	Unremarkable	✓	Unremarkable
BODY SURFACE			Popeye		Inflamed
✓	Unremarkable		Cloudy cornea	ANUS	
	Raised scales		Missing	✓	Unremarkable
	Swollen		Lens deformed		Inflamed
	Lesions		Lens parasites	LESIONS – Location(s)	
	Excess mucous		Lens cataract	NA	Fins
	Reoriented scales	FINS			Head
	Growths	✓	Unremarkable		Eyes
	Parasites		Frayed – eroded		Mouth
	Wounds		Parasites		Peduncle
	Wounds - lamprey		Hemorrhagic		Ventral
LIPS AND JAWS			Gas Bubbles		Dorsal
✓	Unremarkable	FINS - ERODED			Lateral
	Deformed	NA	Dorsal	BEHAVIOR	
	Growths		Pectoral	NE	Gasping
SNOUT			Pelvic		Flashing
✓	Unremarkable		Anal		Lethargic
	Pugnose (Pughead)		Adipose		Fin twitching
	Growths		Caudal		Convulsions
	Abrasions	GILLS			Head Up-Tail Down
BARBELS		✓	Unremarkable		Head-tail whirling
NA	Unremarkable		Bright red		Pectoral fins folded forwarded
	Deformed		Brown		Belly up
	Missing		Gas bubbles		Loss of balance
OPERCLE			Parasites		Long axis whirling
✓	Unremarkable	PSEUDOBRANCH		OTHER OBSERVATIONS	
	Incomplete	✓	Unremarkable		
	Deformed		Enlarged		

INTERNAL PHYSICAL EXAMINATION

BODY CAVITY		INTESTINES		OVARIES	
✓	Unremarkable	✓	Unremarkable	✓	Immature
	Fluid – clear		Flaccid		Mature
	Fluid – bloody		Mucous		Ripe
	Fluid – cloudy		Feces		Reabsorbing
	Adhesions		Fluid		Growth
MESENTERIC FAT			Hemorrhagic	MUSCLE	
✓	Unremarkable		Parasites	✓	Unremarkable
	None	SPLEEN			Soft
	Excessive	✓	Unremarkable		Parasites
LIVER			Enlarged	TUMORS	
✓	Unremarkable		Shrunken	NA	Liver
	Discolored		Discolored		I Baumann
	Yellowish		Ceroid Pigment Centers		II Scale
	Pale	GAS BLADDER			III
	Enlarged	✓	Unremarkable		
	Growths		Fluid	PYLORIC CAECA	
	Parasites		Growths	NA	Unremarkable
GALLBLADDER		KIDNEYS			Parasites
	Empty	✓	Unremarkable	TESTIS NA (a)	
✓	Full		Pale	(a) X	Immature
	Yellow		Swollen		Mature
	Green		Soft		Ripe
	Enlarged		Hemorrhagic		Constructed
	Parasites		Stones		Growth
STOMACH			Growths	OTHER OBSERVATIONS	
✓	Unremarkable		Cysts	~~Testis~~ (a) ovary (R) enlarged and discolored	
✓	Empty		Parasites (urinary bladder)		
	Food	COMMENTS: (a) RE TW 10-10-14 (b) BL = bluefish TW 10-10-14			
	Mucous	(c) Inadvertently not recorded at time of necropsy TW 10-20-14			
	Fluid	NA = not applicable; NE = not evaluated; RE = recording error; UD = undetermined			
	Hemorrhagic				

SPECIMEN DATA FORM

CHECKLIST FOR PHYSICAL EXAMINATION OF FISHES		
Collection Date: 10-10-14	Examined By:	Camera: NA
Exam Date: 10-10-14	Recorded By:	Photo numbers: NA
Sex: UD too immature to sex	Body Weight (g): 30.3	Tissues Photographed: NA
Specimen ID: NB03FB15003-04 @	Gonad Weight (g): 0.04	

EXTERNAL PHYSICAL EXAMINATION					
BODY FORM		ISTHMUS		BRANCHIAL CAVITY	
✓	Unremarkable	✓	Unremarkable	✓	Unremarkable
	Emaciated		Enlarged		Growths
	Truncate		Hemorrhagic		Parasites
	Scoliosis	EYES		UROGENITAL OPENING	
	Lordosis	✓	Unremarkable	✓	Unremarkable
BODY SURFACE			Popeye		Inflamed
✓	Unremarkable		Cloudy cornea	ANUS	
	Raised scales		Missing	✓	Unremarkable
	Swollen		Lens deformed		Inflamed
	Lesions		Lens parasites	LESIONS – Location(s)	
	Excess mucous		Lens cataract	NA	Fins
	Reorlenled scales	FINS			Head
	Growths	✓	Unremarkable		Eyes
	Parasites		Frayed – eroded		Mouth
	Wounds		Parasites		Peduncle
	Wounds - lamprey		Hemorrhagic		Ventral
LIPS AND JAWS			Gas Bubbles		Dorsal
✓	Unremarkable	FINS - ERODED			Lateral
	Deformed	NA	Dorsal	BEHAVIOR	
	Growths		Pectoral	NE	Gasping
SNOUT			Pelvic		Flashing
✓	Unremarkable		Anal		Lethargic
	Pugnose (Pughead)		Adipose		Fin twitching
	Growths		Caudal		Convulsions
	Abrasions	GILLS			Head Up-Tail Down
BARBELS		✓	Unremarkable		Head-tail whirling
NA	Unremarkable		Bright red		Pectoral fins folded forwarded
	Deformed		Brown		Belly up
	Missing		Gas bubbles		Loss of balance
OPERCLE			Parasites		Long axis whirling
✓	Unremarkable	PSEUDOBRANCH		OTHER OBSERVATIONS	
	Incomplete	✓	Unremarkable		
	Deformed		Enlarged		

INTERNAL PHYSICAL EXAMINATION					
BODY CAVITY		INTESTINES		OVARIES UD	
✓	Unremarkable	✓	Unremarkable		Immature
	Fluid – clear		Flaccid		Mature
	Fluid – bloody		Mucous		Ripe
	Fluid – cloudy	✓	Feces		Reabsorbing
	Adhesions		Fluid		Growth
MESENTERIC FAT			Hemorrhagic	MUSCLE	
✓	Unremarkable		Parasites	✓	Unremarkable
	None	SPLEEN			Soft
	Excessive	✓	Unremarkable		Parasites
LIVER			Enlarged	TUMORS	
✓	Unremarkable		Shrunken	NA	Liver
	Discolored		Discolored		I Baumann
	Yellowish		Ceroid Pigment Centers		II Scale
	Pale	GAS BLADDER			III
	Enlarged	✓	Unremarkable		
	Growths		Fluid	PYLORIC CAECA	
	Parasites		Growths	NA	Unremarkable
GALLBLADDER		KIDNEYS			Parasites
	Empty	✓	Unremarkable	TESTIS UD	
✓	Full		Pale		Immature
	Yellow		Swollen		Mature
	Green		Soft		Ripe
	Enlarged		Hemorrhagic		Constructed
	Parasites		Stones		Growth
STOMACH			Growths	OTHER OBSERVATIONS	
✓	Unremarkable		Cysts		
✓	Empty		Parasites (urinary bladder)		
	Food	COMMENTS: @ BL = bluefish TW 10-10-14			
	Mucous				
	Fluid				
	Hemorrhagic	NA = not applicable; NE = not evaluated; RE = recording error; UD = undetermined			

SPECIMEN DATA FORM

CHECKLIST FOR PHYSICAL EXAMINATION OF FISHES		
Collection Date: 10-10-14	Examined By:	Camera: NA
Exam Date: 10-10-14	Recorded By:	Photo numbers: NA
Sex: UD Gonad not received	Body Weight (g): 216	Tissues Photographed: NA
Specimen ID: BBO1 @	Gonad Weight (g): UD	

EXTERNAL PHYSICAL EXAMINATION

BODY FORM		ISTHMUS		BRANCHIAL CAVITY	
✓	Unremarkable	✓	Unremarkable	✓	Unremarkable
	Emaciated		Enlarged		Growths
	Truncate		Hemorrhagic		Parasites
	Scoliosis	EYES		UROGENITAL OPENING	
	Lordosis	✓	Unremarkable	✓	Unremarkable
BODY SURFACE			Popeye		Inflamed
✓	Unremarkable		Cloudy cornea	ANUS	
	Raised scales		Missing	✓	Unremarkable
	Swollen		Lens deformed		Inflamed
	Lesions		Lens parasites	LESIONS – Location(s)	
	Excess mucous		Lens cataract	NA	Fins
	Reoriented scales	FINS			Head
	Growths	✓	Unremarkable		Eyes
	Parasites		Frayed – eroded		Mouth
	Wounds		Parasites		Peduncle
	Wounds - lamprey		Hemorrhagic		Ventral
LIPS AND JAWS			Gas Bubbles		Dorsal
✓	Unremarkable	FINS - ERODED			Lateral
	Deformed	NA	Dorsal	BEHAVIOR	
	Growths		Pectoral	NE	Gasping
SNOUT			Pelvic		Flashing
✓	Unremarkable		Anal		Lethargic
	Pugnose (Pughead)		Adipose		Fin twitching
	Growths		Caudal		Convulsions
	Abrasions	GILLS			Head Up-Tail Down
BARBELS		✓	Unremarkable		Head-tail whirling
NA	Unremarkable		Bright red		Pectoral fins folded forwarded
	Deformed		Brown		Belly up
	Missing		Gas bubbles		Loss of balance
OPERCLE			Parasites		Long axis whirling
✓	Unremarkable	PSEUDOBRANCH		OTHER OBSERVATIONS	
	Incomplete	✓	Unremarkable		
	Deformed		Enlarged		

INTERNAL PHYSICAL EXAMINATION

BODY CAVITY		INTESTINES		OVARIES UD	
✓	Unremarkable	✓	Unremarkable		Immature
	Fluid – clear		Flaccid		Mature
	Fluid – bloody		Mucous		Ripe
	Fluid – cloudy		Feces		Reabsorbing
	Adhesions		Fluid		Growth
MESENTERIC FAT			Hemorrhagic	MUSCLE	
✓	Unremarkable		Parasites	✓	Unremarkable
	None	SPLEEN			Soft
	Excessive	✓	Unremarkable		Parasites
LIVER			Enlarged	TUMORS	
✓	Unremarkable		Shrunken	NA	Liver
	Discolored		Discolored		I Baumann
	Yellowish		Ceroid Pigment Centers		II Scale
	Pale	GAS BLADDER			III
	Enlarged	✓	Unremarkable		
	Growths		Fluid	PYLORIC CAECA	
	Parasites		Growths	NA	Unremarkable
GALLBLADDER		KIDNEYS			Parasites
UD	Empty	✓	Unremarkable	TESTIS UD	
	Full		Pale		Immature
	Yellow		Swollen		Mature
	Green		Soft		Ripe
	Enlarged		Hemorrhagic		Constructed
	Parasites		Stones		Growth
STOMACH			Growths	OTHER OBSERVATIONS	
✓	Unremarkable		Cysts		
✓	Empty		Parasites (urinary bladder)		
	Food	COMMENTS: @BB = blueback herring JM 10-10-14			
	Mucous				
	Fluid				
	Hemorrhagic	NA = not applicable; NE = not evaluated; RE = recording error; UD = undetermined			

SPECIMEN DATA FORM

CHECKLIST FOR PHYSICAL EXAMINATION OF FISHES		
Collection Date: 10-10-14	Examined By:	Camera: NA
Exam Date: 10-10-14	Recorded By:	Photo numbers: NA
Sex: UD Gonad not recovered	Body Weight (g): 29.6	Tissues Photographed: NA
Specimen ID: WM01 (b)	Gonad Weight (g): UD	

EXTERNAL PHYSICAL EXAMINATION					
BODY FORM		ISTHMUS		BRANCHIAL CAVITY	
✓	Unremarkable	✓	Unremarkable		Unremarkable
	Emaciated		Enlarged		Growths
	Truncate		Hemorrhagic		Parasites
	Scoliosis	EYES		UROGENITAL OPENING	
	Lordosis	✓	Unremarkable	✓	Unremarkable
BODY SURFACE			Popeye		Inflamed
✓	Unremarkable		Cloudy cornea	ANUS	
	Raised scales		Missing	✓	Unremarkable
	Swollen		Lens deformed		Inflamed
	Lesions		Lens parasites	LESIONS – Location(s)	
	Excess mucous		Lens cataract	NA	Fins
	Reoriented scales	FINS			Head
	Growths	✓	Unremarkable		Eyes
	Parasites		Frayed – eroded		Mouth
	Wounds		Parasites		Peduncle
	Wounds - lamprey		Hemorrhagic		Ventral
LIPS AND JAWS			Gas Bubbles		Dorsal
✓	Unremarkable	FINS - ERODED			Lateral
	Deformed	NA	Dorsal	BEHAVIOR	
	Growths		Pectoral	NE	Gasping
SNOUT			Pelvic		Flashing
✓	Unremarkable		Anal		Lethargic
	Pugnose (Pughead)		Adipose		Fin twitching
	Growths		Caudal		Convulsions
	Abrasions	GILLS			Head Up-Tail Down
BARBELS		✓	Unremarkable		Head-tail whirling
NA	Unremarkable		Bright red		Pectoral fins folded forwarded
	Deformed		Brown		Belly up
	Missing		Gas bubbles		Loss of balance
OPERCLE			Parasites		Long axis whirling
✓	Unremarkable	PSEUDOBRANCH		OTHER OBSERVATIONS	
	Incomplete	✓	Unremarkable		
	Deformed		Enlarged		

INTERNAL PHYSICAL EXAMINATION					
BODY CAVITY		INTESTINES		OVARIES UD	
✓	Unremarkable	✓	Unremarkable		Immature
	Fluid – clear		Flaccid		Mature
	Fluid – bloody		Mucous		Ripe
	Fluid – cloudy		Feces		Reabsorbing
	Adhesions		Fluid		Growth
MESENTERIC FAT			Hemorrhagic	MUSCLE	
✓	Unremarkable		Parasites	✓	Unremarkable
	None	SPLEEN			Soft
	Excessive	✓	Unremarkable		Parasites
LIVER			Enlarged	TUMORS	
✓	Unremarkable		Shrunken	NA	Liver
	Discolored		Discolored		I Baumann
	Yellowish		Ceroid Pigment Centers		II Scale
	Pale	GAS BLADDER			III
	Enlarged	✓	Unremarkable		
	Growths		Fluid	PYLORIC CAECA	
	Parasites		Growths	NA	Unremarkable
GALLBLADDER		KIDNEYS			Parasites
✓	Empty	✓	Unremarkable	TESTIS UD	
	Full		Pale		Immature
	Yellow		Swollen		Mature
	Green		Soft		Ripe
	Enlarged		Hemorrhagic		Constructed
	Parasites		Stones		Growth
STOMACH			Growths	OTHER OBSERVATIONS	
✓	Unremarkable		Cysts		
(a) X	Empty		Parasites (urinary bladder)		
✓	Food	COMMENTS: (a) RE JW 10-10-14 (b) WM = white mulled JW 10-10-14			
	Mucous				
	Fluid				
	Hemorrhagic	NA = not applicable; NE = not evaluated; RE = recording error; UD = undetermined			

SPECIMEN DATA FORM

CHECKLIST FOR PHYSICAL EXAMINATION OF FISHES		
Collection Date: 10-10-14	Examined By:	Camera: Olympus TG3
Exam Date: 10-10-14	Recorded By:	Photo numbers:
Sex: UD Gonad not recovered	Body Weight (g): 26.0	Tissues Photographed: Skin
Specimen ID: WM02 (b)	Gonad Weight (g): UD	

EXTERNAL PHYSICAL EXAMINATION					
BODY FORM		ISTHMUS		BRANCHIAL CAVITY	
✓	Unremarkable	✓	Unremarkable	✓	Unremarkable
	Emaciated		Enlarged		Growths
	Truncate		Hemorrhagic		Parasites
	Scoliosis	EYES		UROGENITAL OPENING	
	Lordosis	✓	Unremarkable	✓	Unremarkable
BODY SURFACE			Popeye		Inflamed
✓	Unremarkable		Cloudy cornea	ANUS	
	Raised scales		Missing	✓	Unremarkable
	Swollen		Lens deformed		Inflamed
	Lesions		Lens parasites	LESIONS – Location(s)	
	Excess mucous		Lens cataract	(a) NA	Fins
	Reoriented scales	FINS			Head
	Growths	✓	Unremarkable		Eyes
✓	Parasites		Frayed – eroded		Mouth
	Wounds		Parasites		Peduncle
	Wounds - lamprey		Hemorrhagic	✓	Ventral
LIPS AND JAWS			Gas Bubbles		Dorsal
✓	Unremarkable	FINS - ERODED			Lateral
	Deformed	NA	Dorsal	BEHAVIOR	
	Growths		Pectoral	NE	Gasping
SNOUT			Pelvic		Flashing
✓	Unremarkable		Anal		Lethargic
	Pugnose (Pughead)		Adipose		Fin twitching
	Growths		Caudal		Convulsions
	Abrasions	GILLS			Head Up-Tail Down
BARBELS		✓	Unremarkable		Head-tail whirling
NA	Unremarkable		Bright red		Pectoral fins folded forwarded
	Deformed		Brown		Belly up
	Missing		Gas bubbles		Loss of balance
OPERCLE			Parasites		Long axis whirling
✓	Unremarkable	PSEUDOBRANCH		OTHER OBSERVATIONS	
	Incomplete	✓	Unremarkable		
	Deformed		Enlarged		

INTERNAL PHYSICAL EXAMINATION					
BODY CAVITY		INTESTINES		OVARIES UD	
✓	Unremarkable	✓	Unremarkable		Immature
	Fluid – clear		Flaccid		Mature
	Fluid – bloody		Mucous		Ripe
	Fluid – cloudy		Feces		Reabsorbing
	Adhesions		Fluid		Growth
MESENTERIC FAT			Hemorrhagic	MUSCLE	
✓	Unremarkable		Parasites	✓	Unremarkable
	None	SPLEEN			Soft
	Excessive	✓	Unremarkable		Parasites
LIVER			Enlarged	TUMORS	
✓	Unremarkable		Shrunken	NA	Liver
	Discolored		Discolored		I Baumann
	Yellowish		Cerold Pigment Centers		II Scale
	Pale	GAS BLADDER			III
	Enlarged	✓	Unremarkable		
	Growths		Fluid	PYLORIC CAECA	
	Parasites		Growths	NA	Unremarkable
GALLBLADDER		KIDNEYS			Parasites
	Empty	✓	Unremarkable	TESTIS UD	
✓	Full		Pale		Immature
	Yellow		Swollen		Mature
	Green		Soft		Ripe
	Enlarged		Hemorrhagic		Constructed
	Parasites		Stones		Growth
STOMACH			Growths	OTHER OBSERVATIONS	
✓	Unremarkable		Cysts		
	Empty		Parasites (urinary bladder)		
✓	Food	COMMENTS: (a) RE DN 10-10-14			
	Mucous	(b) White mullet DN 10-20-14			
	Fluid				
	Hemorrhagic	NA = not applicable; NE = not evaluated; RE = recording error; UD = undetermined			

SPECIMEN DATA FORM

CHECKLIST FOR PHYSICAL EXAMINATION OF FISHES		
Collection Date: 10-10-14	Examined By:	Camera: NA
Exam Date: 10-10-14	Recorded By:	Photo numbers: NA
Sex: UD Too immature to sex	Body Weight (g): 46.8	Tissues Photographed: NA
Specimen ID: WM03 (a)	Gonad Weight (g): 0.04	

EXTERNAL PHYSICAL EXAMINATION

BODY FORM		ISTHMUS		BRANCHIAL CAVITY	
✓	Unremarkable	✓	Unremarkable	✓	Unremarkable
	Emaciated		Enlarged		Growths
	Truncate		Hemorrhagic		Parasites
	Scollosis	EYES		UROGENITAL OPENING	
	Lordosis	✓	Unremarkable	✓	Unremarkable
BODY SURFACE			Popeye		Inflamed
✓	Unremarkable		Cloudy cornea	ANUS	
	Raised scales		Missing	✓	Unremarkable
	Swollen		Lens deformed		Inflamed
	Lesions		Lens parasites	LESIONS – Location(s)	
	Excess mucous		Lens cataract	NA	Fins
	Reoriented scales	FINS			Head
	Growths	✓	Unremarkable		Eyes
	Parasites		Frayed – eroded		Mouth
	Wounds		Parasites		Peduncle
	Wounds - lamprey		Hemorrhagic		Ventral
LIPS AND JAWS			Gas Bubbles		Dorsal
✓	Unremarkable	FINS - ERODED			Lateral
	Deformed	NA	Dorsal	BEHAVIOR	
	Growths		Pectoral	NE	Gasping
SNOUT			Pelvic		Flashing
✓	Unremarkable		Anal		Lethargic
	Pugnose (Pughead)		Adipose		Fin twitching
	Growths		Caudal		Convulsions
	Abrasions	GILLS			Head Up-Tail Down
BARBELS		✓	Unremarkable		Head-tail whirling
NA	Unremarkable		Bright red		Pectoral fins folded forwarded
	Deformed		Brown		Belly up
	Missing		Gas bubbles		Loss of balance
OPERCLE			Parasites		Long axis whirling
✓	Unremarkable	PSEUDOBRANCH		OTHER OBSERVATIONS	
	Incomplete	✓	Unremarkable		
	Deformed		Enlarged		

INTERNAL PHYSICAL EXAMINATION

BODY CAVITY		INTESTINES		OVARIES UD	
✓	Unremarkable		Unremarkable		Immature
	Fluid – clear		Flaccid		Mature
	Fluid – bloody		Mucous		Ripe
	Fluid – cloudy	✓	Feces		Reabsorbing
	Adhesions		Fluid		Growth
MESENTERIC FAT			Hemorrhagic	MUSCLE	
✓	Unremarkable		Parasites	✓	Unremarkable
	None	SPLEEN			Soft
	Excessive	✓	Unremarkable		Parasites
LIVER			Enlarged	TUMORS	
✓	Unremarkable		Shrunken	NA	Liver
	Discolored		Discolored		I Baumann
	Yellowish		Ceroid Pigment Centers		II Scale
	Pale	GAS BLADDER			III
	Enlarged	✓	Unremarkable		
	Growths		Fluid	PYLORIC CAECA	
	Parasites		Growths	NA	Unremarkable
GALLBLADDER		KIDNEYS			Parasites
✓	Empty	✓	Unremarkable	TESTIS UD	
	Full		Pale		Immature
	Yellow		Swollen		Mature
	Green		Soft		Ripe
	Enlarged		Hemorrhagic		Constructed
	Parasites		Stones		Growth
STOMACH			Growths	OTHER OBSERVATIONS	
✓	Unremarkable		Cysts		
	Empty		Parasites (urinary bladder)		
✓	Food	COMMENTS: (a) WM = white mullet dw 10-10-14			
	Mucous				
	Fluid				
	Hemorrhagic	NA = not applicable; NE = not evaluated; RE = recording error; UD = undetermined			

SPECIMEN DATA FORM

CHECKLIST FOR PHYSICAL EXAMINATION OF FISHES

Collection Date: 10-10-14	Examined By:	Camera: Olympus TG3
Exam Date: 10-10-14	Recorded By:	Photo numbers: 10
Sex: UD Too Immature to sex	Body Weight (g): 23.8	Tissues Photographed: FM
Specimen ID: WM04 @	Gonad Weight (g): 0.105	

EXTERNAL PHYSICAL EXAMINATION

BODY FORM		ISTHMUS		BRANCHIAL CAVITY	
✓	Unremarkable	✓	Unremarkable	✓	Unremarkable
	Emaciated		Enlarged		Growths
	Truncate		Hemorrhagic		Parasites
	Scoliosis	EYES		UROGENITAL OPENING	
	Lordosis	✓	Unremarkable	✓	Unremarkable
BODY SURFACE			Popeye		Inflamed
✓	Unremarkable		Cloudy cornea	ANUS	
	Raised scales		Missing	✓	Unremarkable
	Swollen		Lens deformed		Inflamed
	Lesions		Lens parasites	LESIONS – Location(s)	
	Excess mucous		Lens cataract	✓	Fins
	Reoriented scales	FINS			Head
	Growths		Unremarkable		Eyes
	Parasites	✓	Frayed – eroded		Mouth
	Wounds		Parasites		Peduncle
	Wounds - lamprey		Hemorrhagic		Ventral
LIPS AND JAWS			Gas Bubbles		Dorsal
✓	Unremarkable	FINS - ERODED			Lateral
	Deformed		Dorsal	BEHAVIOR	
	Growths		Pectoral	NE	Gasping
SNOUT			Pelvic		Flashing
✓	Unremarkable		Anal		Lethargic
	Pugnose (Pughead)		Adipose		Fin twitching
	Growths	✓	Caudal		Convulsions
	Abrasions	GILLS			Head Up-Tail Down
BARBELS		✓	Unremarkable		Head-tail whirling
NA	Unremarkable		Bright red		Pectoral fins folded forwarded
	Deformed		Brown		Belly up
	Missing		Gas bubbles		Loss of balance
OPERCLE			Parasites		Long axis whirling
✓	Unremarkable	PSEUDOBRANCH		OTHER OBSERVATIONS	
	Incomplete	✓	Unremarkable		
	Deformed		Enlarged		

INTERNAL PHYSICAL EXAMINATION

BODY CAVITY		INTESTINES		OVARIES UD	
✓	Unremarkable	✓	Unremarkable		Immature
	Fluid – clear		Flaccid		Mature
	Fluid – bloody		Mucous		Ripe
	Fluid – cloudy		Feces		Reabsorbing
	Adhesions		Fluid		Growth
MESENTERIC FAT			Hemorrhagic	MUSCLE	
✓	Unremarkable		Parasites	✓	Unremarkable
	None	SPLEEN			Soft
	Excessive	✓	Unremarkable		Parasites
LIVER			Enlarged	TUMORS	
✓	Unremarkable		Shrunken	NA	Liver
	Discolored		Discolored		I Baumann
	Yellowish		Ceroid Pigment Centers		II Scale
	Pale	GAS BLADDER			III
	Enlarged	✓	Unremarkable		
	Growths		Fluid	PYLORIC CAECA	
	Parasites		Growths	NA	Unremarkable
GALLBLADDER		KIDNEYS			Parasites
	Empty	✓	Unremarkable	TESTIS UD	
✓	Full		Pale		Immature
	Yellow		Swollen		Mature
	Green		Soft		Ripe
	Enlarged		Hemorrhagic		Constructed
	Parasites		Stones		Growth
STOMACH			Growths	OTHER OBSERVATIONS	
✓	Unremarkable		Cysts		
	Empty		Parasites (urinary bladder)		
✓	Food	COMMENTS: @ WM = white mullet JW 10-10-14			
	Mucous				
	Fluid				
	Hemorrhagic	NA = not applicable; NE = not evaluated; RE = recording error; UD = undetermined			

SPECIMEN DATA FORM

CHECKLIST FOR PHYSICAL EXAMINATION OF FISHES		
Collection Date: 10-10-14	Examined By:	Camera: NA
Exam Date: 10-10-14	Recorded By:	Photo numbers: NA
Sex: UD Gonad not recovered	Body Weight (g): 14.7	Tissues Photographed: NA
Specimen ID: UWM05 (b)	Gonad Weight (g): UD	

EXTERNAL PHYSICAL EXAMINATION		
BODY FORM	**ISTHMUS**	**BRANCHIAL CAVITY**
✓ Unremarkable	✓ Unremarkable	✓ Unremarkable
Emaciated	Enlarged	Growths
Truncate	Hemorrhagic	Parasites
Scoliosis	**EYES**	**UROGENITAL OPENING**
Lordosis	✓ Unremarkable	✓ Unremarkable
BODY SURFACE	Popeye	Inflamed
✓ Unremarkable	Cloudy cornea	**ANUS**
Raised scales	Missing	✓ Unremarkable
Swollen	Lens deformed	Inflamed
Lesions	Lens parasites	**LESIONS – Location(s)**
Excess mucous	Lens cataract	NA Fins
Reoriented scales	**FINS**	Head
Growths	✓ Unremarkable	Eyes
Parasites	Frayed – eroded	Mouth
Wounds	Parasites	Peduncle
Wounds - lamprey	Hemorrhagic	Ventral
LIPS AND JAWS	Gas Bubbles	Dorsal
✓ Unremarkable	**FINS - ERODED**	Lateral
Deformed	NA Dorsal	**BEHAVIOR**
Growths	Pectoral	NA Gasping
SNOUT	Pelvic	Flashing
✓ Unremarkable	Anal	Lethargic
Pugnose (Pughead)	Adipose	Fin twitching
Growths	Caudal	Convulsions
Abrasions	**GILLS**	Head Up-Tail Down
BARBELS	✓ Unremarkable	Head-tail whirling
NA Unremarkable	Bright red	Pectoral fins folded forwarded
Deformed	Brown	Belly up
Missing	Gas bubbles	Loss of balance
OPERCLE	Parasites	Long axis whirling
✓ Unremarkable	**PSEUDOBRANCH**	**OTHER OBSERVATIONS**
Incomplete	✓ Unremarkable	
Deformed	Enlarged	

INTERNAL PHYSICAL EXAMINATION		
BODY CAVITY	**INTESTINES** X(a)	**OVARIES** UD
✓ Unremarkable	✓ Unremarkable	Immature
Fluid – clear	Flaccid	Mature
Fluid – bloody	Mucous X(a)	Ripe
Fluid – cloudy	✓ Feces	Reabsorbing
Adhesions	Fluid	Growth
MESENTERIC FAT	Hemorrhagic	**MUSCLE**
✓ Unremarkable	Parasites	✓ Unremarkable
None	**SPLEEN**	Soft
Excessive	✓ Unremarkable	Parasites
LIVER	Enlarged	**TUMORS**
✓ Unremarkable	Shrunken	NA Liver
Discolored	Discolored	I Baumann
Yellowish	Ceroid Pigment Centers	II Scale
Pale	**GAS BLADDER**	III
Enlarged	✓ Unremarkable	
Growths	Fluid	**PYLORIC CAECA**
Parasites	Growths	NA Unremarkable
GALLBLADDER	**KIDNEYS**	Parasites
Empty	✓ Unremarkable	**TESTIS** UD
✓ Full	Pale	Immature
Yellow	Swollen	Mature
Green	Soft	Ripe
Enlarged	Hemorrhagic	Constructed
Parasites	Stones	Growth
STOMACH	Growths	**OTHER OBSERVATIONS**
✓ Unremarkable	Cysts	
Empty	Parasites (urinary bladder)	
✓ Food	COMMENTS: (a) RE DW 10-10-14 (b) UWM = unrecovered jw 10-10-14	
Mucous		
Fluid		
Hemorrhagic	NA = not applicable; NE = not evaluated; RE = recording error; UD = undetermined	

SPECIMEN DATA FORM

CHECKLIST FOR PHYSICAL EXAMINATION OF FISHES		
Collection Date: 10-10-14	Examined By:	Camera: NA
Exam Date: 10-10-14	Recorded By:	Photo numbers: NA
Sex: M	Body Weight (g): 7.7	Tissues Photographed: NA
Specimen ID: ~~SK01~~ NB03WSK130-01 (c)	Gonad Weight (g): 0.08	

EXTERNAL PHYSICAL EXAMINATION

BODY FORM		ISTHMUS		BRANCHIAL CAVITY	
✓	Unremarkable	✓	Unremarkable	✓	Unremarkable
	Emaciated		Enlarged		Growths
	Truncate		Hemorrhagic		Parasites
	Scoliosis	EYES		UROGENITAL OPENING	
	Lordosis	✓	Unremarkable	✓	Unremarkable
BODY SURFACE			Popeye		Inflamed
✓	Unremarkable		Cloudy cornea	ANUS	
	Raised scales		Missing	✓	Unremarkable
	Swollen		Lens deformed		Inflamed
	Lesions		Lens parasites	LESIONS – Location(s)	
	Excess mucous		Lens cataract	NA	Fins
	Reoriented scales	FINS			Head
	Growths	✓	Unremarkable		Eyes
	Parasites		Frayed – eroded		Mouth
	Wounds		Parasites		Peduncle
	Wounds - lamprey		Hemorrhagic		Ventral
LIPS AND JAWS			Gas Bubbles		Dorsal
✓	Unremarkable	FINS - ERODED			Lateral
	Deformed	NA	Dorsal	BEHAVIOR	
	Growths		Pectoral	NO	Gasping
SNOUT			Pelvic		Flashing
✓	Unremarkable		Anal		Lethargic
	Pugnose (Pughead)		Adipose		Fin twitching
	Growths		Caudal		Convulsions
	Abrasions	GILLS			Head Up-Tail Down
BARBELS		✓	Unremarkable		Head-tail whirling
NA	Unremarkable		Bright red		Pectoral fins folded forwarded
	Deformed		Brown		Belly up
	Missing		Gas bubbles		Loss of balance
OPERCLE			Parasites		Long axis whirling
✓	Unremarkable	PSEUDOBRANCH		OTHER OBSERVATIONS	
	Incomplete	✓	Unremarkable		
	Deformed		Enlarged		

INTERNAL PHYSICAL EXAMINATION

BODY CAVITY		INTESTINES		OVARIES	
✓	Unremarkable	✓	Unremarkable	NA	Immature
	Fluid – clear		Flaccid		Mature
	Fluid – bloody		Mucous		Ripe
	Fluid – cloudy	✓	Feces		Reabsorbing
	Adhesions		Fluid		Growth
MESENTERIC FAT			Hemorrhagic	MUSCLE	
✓	Unremarkable		Parasites	✓	Unremarkable
	None	SPLEEN			Soft
	Excessive	✓	Unremarkable		Parasites
LIVER			Enlarged	TUMORS	
✓	Unremarkable		Shrunken	NA	Liver
	Discolored		Discolored		I Baumann
	Yellowish		Ceroid Pigment Centers		II Scale
	Pale	GAS BLADDER			III
	Enlarged	✓	Unremarkable		
	Growths		Fluid	PYLORIC CAECA	
	Parasites		Growths	NA	Unremarkable
GALLBLADDER		KIDNEYS			Parasites
	Empty	✓	Unremarkable	TESTIS	
✓	Full		Pale		Immature
	Yellow		Swollen	✓	Mature
	Green		Soft		Ripe
	Enlarged		Hemorrhagic		Constructed
	Parasites		Stones		Growth
STOMACH (b)			Growths	OTHER OBSERVATIONS	
✓	Unremarkable		Cysts		
✓	Empty		Parasites (urinary bladder)		
	Food	COMMENTS: (a) SK = striped killifish JW 10-10-14			
	Mucous	(b) Proximal intestine, not true stomach JW 10-10-14			
	Fluid				
	Hemorrhagic	NA = not applicable; NE = not evaluated; RE = recording error; UD = undetermined			

(c) Specimen ID corrected based on client review JW 6-14-16

SPECIMEN DATA FORM

CHECKLIST FOR PHYSICAL EXAMINATION OF FISHES		
Collection Date: 10-10-14	Examined By:	Camera: NA
Exam Date: 10-10-14	Recorded By:	Photo numbers: NA
Sex: ✓	Body Weight (g): 6.9	Tissues Photographed: NA
Specimen ID: 5507 ⓒ NB03WSK130-02 ⓒ	Gonad Weight (g): 0.09	

EXTERNAL PHYSICAL EXAMINATION					
BODY FORM		ISTHMUS		BRANCHIAL CAVITY	
✓	Unremarkable	✓	Unremarkable	✓	Unremarkable
	Emaciated		Enlarged		Growths
	Truncate		Hemorrhagic		Parasites
	Scollosis	EYES		UROGENITAL OPENING	
	Lordosis	✓	Unremarkable	✓	Unremarkable
BODY SURFACE			Popeye		Inflamed
✓	Unremarkable		Cloudy cornea	ANUS	
	Raised scales		Missing	✓	Unremarkable
	Swollen		Lens deformed		Inflamed
	Lesions		Lens parasites	LESIONS – Location(s)	
	Excess mucous		Lens cataract	NA	Fins
	Reoriented scales	FINS			Head
	Growths	✓	Unremarkable		Eyes
	Parasites		Frayed – eroded		Mouth
	Wounds		Parasites		Peduncle
	Wounds - lamprey		Hemorrhagic		Ventral
LIPS AND JAWS			Gas Bubbles		Dorsal
✓	Unremarkable	FINS - ERODED			Lateral
	Deformed	NA	Dorsal	BEHAVIOR	
	Growths		Pectoral	NE	Gasping
SNOUT			Pelvic		Flashing
✓	Unremarkable		Anal		Lethargic
	Pugnose (Pughead)		Adipose		Fin twitching
	Growths		Caudal		Convulsions
	Abrasions	GILLS			Head Up-Tail Down
BARBELS		✓	Unremarkable		Head-tail whirling
NA	Unremarkable		Bright red		Pectoral fins folded forwarded
	Deformed		Brown		Belly up
	Missing		Gas bubbles		Loss of balance
OPERCLE			Parasites		Long axis whirling
✓	Unremarkable	PSEUDOBRANCH		OTHER OBSERVATIONS	
	Incomplete	✓	Unremarkable		
	Deformed		Enlarged		

INTERNAL PHYSICAL EXAMINATION					
BODY CAVITY		INTESTINES		OVARIES	
✓	Unremarkable	✓	Unremarkable		Immature
	Fluid – clear		Flaccid	✓	Mature
	Fluid – bloody		Mucous		Ripe
	Fluid – cloudy	✓	Feces		Reabsorbing
	Adhesions		Fluid		Growth
MESENTERIC FAT			Hemorrhagic	MUSCLE	
✓	Unremarkable		Parasites	✓	Unremarkable
	None	SPLEEN			Soft
	Excessive	✓	Unremarkable		Parasites
LIVER			Enlarged	TUMORS	
✓	Unremarkable		Shrunken	NA	Liver
	Discolored		Discolored		I Baumann
	Yellowish		Ceroid Pigment Centers		II Scale
	Pale	GAS BLADDER			III
	Enlarged	✓	Unremarkable		
	Growths		Fluid	PYLORIC CAECA	
	Parasites		Growths	NA	Unremarkable
GALLBLADDER		KIDNEYS			Parasites
✓	Empty	✓	Unremarkable	TESTIS	
	Full		Pale	NA	Immature
	Yellow		Swollen		Mature
	Green		Soft		Ripe
	Enlarged		Hemorrhagic		Constructed
	Parasites		Stones		Growth
STOMACH ⓑ			Growths	OTHER OBSERVATIONS	
✓	Unremarkable		Cysts		
	Empty		Parasites (urinary bladder)		
✓	Food	COMMENTS: ⓐ SK = striped killifish JW 10-10-14			
	Mucous	ⓑ Proximal intestine, no true stomach JW 10-10-14			
	Fluid				
	Hemorrhagic	NA = not applicable; NE = not evaluated; RE = recording error; UD = undetermined			

ⓒ Specimen ID corrected based on client review JW 6-14-16

SPECIMEN DATA FORM

CHECKLIST FOR PHYSICAL EXAMINATION OF FISHES		
Collection Date: 10-10-14	Examined By:	Camera: NA
Exam Date: 10-10-14	Recorded By:	Photo numbers: NA
Sex: F	Body Weight (g): 6.7	Tissues Photographed: NA
Specimen ID: SK04	Gonad Weight (g): 0.08	

(a) NB03WSK130-04 (c)

EXTERNAL PHYSICAL EXAMINATION					
BODY FORM		ISTHMUS		BRANCHIAL CAVITY	
✓	Unremarkable	✓	Unremarkable	✓	Unremarkable
	Emaciated		Enlarged		Growths
	Truncate		Hemorrhagic		Parasites
	Scoliosis	EYES		UROGENITAL OPENING	
	Lordosis	✓	Unremarkable	✓	Unremarkable
BODY SURFACE			Popeye		Inflamed
✓	Unremarkable		Cloudy cornea	ANUS	
	Raised scales		Missing	✓	Unremarkable
	Swollen		Lens deformed		Inflamed
	Lesions		Lens parasites	LESIONS – Location(s)	
	Excess mucous		Lens cataract	NA	Fins
	Reorlented scales	FINS			Head
	Growths	✓	Unremarkable		Eyes
	Parasites		Frayed – eroded		Mouth
	Wounds		Parasites		Peduncle
	Wounds - lamprey		Hemorrhagic		Ventral
LIPS AND JAWS			Gas Bubbles		Dorsal
✓	Unremarkable	FINS - ERODED			Lateral
	Deformed	NA	Dorsal	BEHAVIOR	
	Growths		Pectoral	NE	Gasping
SNOUT			Pelvic		Flashing
✓	Unremarkable		Anal		Lethargic
	Pugnose (Pughead)		Adipose		Fin twitching
	Growths		Caudal		Convulsions
	Abrasions	GILLS			Head Up-Tail Down
BARBELS		✓	Unremarkable		Head-tail whirling
NA	Unremarkable		Bright red		Pectoral fins folded forwarded
	Deformed		Brown		Belly up
	Missing		Gas bubbles		Loss of balance
OPERCLE			Parasites		Long axis whirling
✓	Unremarkable	PSEUDOBRANCH		OTHER OBSERVATIONS	
	Incomplete	✓	Unremarkable		
	Deformed		Enlarged		

INTERNAL PHYSICAL EXAMINATION					
BODY CAVITY		INTESTINES		OVARIES	
✓	Unremarkable	✓	Unremarkable		Immature
	Fluid – clear		Flaccid	✓	Mature
	Fluid – bloody		Mucous		Ripe
	Fluid – cloudy	✓	Feces		Reabsorbing
	Adhesions		Fluid		Growth
MESENTERIC FAT			Hemorrhagic	MUSCLE	
✓	Unremarkable		Parasites	✓	Unremarkable
	None	SPLEEN			Soft
	Excessive	✓	Unremarkable		Parasites
LIVER			Enlarged	TUMORS	
✓	Unremarkable		Shrunken	NA	Liver
	Discolored		Discolored		I Baumann
	Yellowish		Ceroid Pigment Centers		II Scale
	Pale	GAS BLADDER			III
	Enlarged	✓	Unremarkable		
	Growths		Fluid	PYLORIC CAECA	
	Parasites		Growths	NA	Unremarkable
GALLBLADDER		KIDNEYS			Parasites
✓	Empty	✓	Unremarkable	TESTIS	
✓	Full		Pale	NA	Immature
	Yellow		Swollen		Mature
	Green		Soft		Ripe
	Enlarged		Hemorrhagic		Constructed
	Parasites		Stones		Growth
STOMACH (b)			Growths	OTHER OBSERVATIONS	
✓	Unremarkable		Cysts		
✓	Empty		Parasites (urinary bladder)		
	Food	COMMENTS: (a) SK = Striped Kivifish JW 10-10-14			
	Mucous	(b) Proximal Intestine, no true stomach JW 10-10-14			
	Fluid				
	Hemorrhagic	NA = not applicable; NE = not evaluated; RE = recording error; UD = undetermined			

(c) Specimen ID corrected based on client review JW 6-14-16

SPECIMEN DATA FORM

CHECKLIST FOR PHYSICAL EXAMINATION OF FISHES		
Collection Date: 10-10-14	Examined By:	Camera: NA
Exam Date: 10-10-14	Recorded By:	Photo numbers: NA
Sex: F	Body Weight (g): 7.3	Tissues Photographed: NA
Specimen ID: SK05	Gonad Weight (g): 0.08	

ⓒ NB03WSK130-05 ⓒ

EXTERNAL PHYSICAL EXAMINATION

BODY FORM		ISTHMUS		BRANCHIAL CAVITY	
✓	Unremarkable	✓	Unremarkable	✓	Unremarkable
	Emaciated		Enlarged		Growths
	Truncate		Hemorrhagic		Parasites
	Scoliosis	EYES		UROGENITAL OPENING	
	Lordosis	✓	Unremarkable	✓	Unremarkable
BODY SURFACE			Popeye		Inflamed
✓	Unremarkable		Cloudy cornea	ANUS	
	Raised scales		Missing	✓	Unremarkable
	Swollen		Lens deformed		Inflamed
	Lesions		Lens parasites	LESIONS – Location(s)	
	Excess mucous		Lens cataract	NA	Fins
	Reoriented scales	FINS			Head
	Growths	✓	Unremarkable		Eyes
	Parasites		Frayed – eroded		Mouth
	Wounds		Parasites		Peduncle
	Wounds - lamprey		Hemorrhagic		Ventral
LIPS AND JAWS			Gas Bubbles		Dorsal
✓	Unremarkable	FINS - ERODED			Lateral
	Deformed	NA	Dorsal	BEHAVIOR	
	Growths		Pectoral	WE	Gasping
SNOUT			Pelvic		Flashing
✓	Unremarkable		Anal		Lethargic
	Pugnose (Pughead)		Adipose		Fin twitching
	Growths		Caudal		Convulsions
	Abrasions	GILLS			Head Up-Tail Down
BARBELS		✓	Unremarkable		Head-tail whirling
NA	Unremarkable		Bright red		Pectoral fins folded forwarded
	Deformed		Brown		Belly up
	Missing		Gas bubbles		Loss of balance
OPERCLE			Parasites		Long axis whirling
✓	Unremarkable	PSEUDOBRANCH		OTHER OBSERVATIONS	
	Incomplete	✓	Unremarkable		
	Deformed		Enlarged		

INTERNAL PHYSICAL EXAMINATION

BODY CAVITY		INTESTINES		OVARIES	
✓	Unremarkable	✓	Unremarkable		Immature
	Fluid – clear		Flaccid	✓	Mature
	Fluid – bloody		Mucous		Ripe
	Fluid – cloudy	✓	Feces		Reabsorbing
	Adhesions		Fluid		Growth
MESENTERIC FAT			Hemorrhagic	MUSCLE	
✓	Unremarkable		Parasites	✓	Unremarkable
	None	SPLEEN			Soft
	Excessive	✓	Unremarkable		Parasites
LIVER			Enlarged	TUMORS	
✓	Unremarkable		Shrunken	NA	Liver
	Discolored		Discolored		I Baumann
	Yellowish		Cerold Pigment Centers		II Scale
	Pale	GAS BLADDER			III
	Enlarged	✓	Unremarkable		
	Growths		Fluid	PYLORIC CAECA	
	Parasites		Growths	NA	Unremarkable
GALLBLADDER		KIDNEYS			Parasites
✓	Empty	✓	Unremarkable	TESTIS	
	Full		Pale	NA	Immature
	Yellow		Swollen		Mature
	Green		Soft		Ripe
	Enlarged		Hemorrhagic		Constructed
	Parasites		Stones		Growth
STOMACH (b)			Growths	OTHER OBSERVATIONS	
✓	Unremarkable		Cysts		
	Empty		Parasites (urinary bladder)		
✓	Food	COMMENTS: ⓐ SK = striped killifish DW 10-10-14			
	Mucous	ⓑ Proximal Intestine, no true stomach DW 10-10-14			
	Fluid				
	Hemorrhagic	NA = not applicable; NE = not evaluated; RE = recording error; UD = undetermined			

ⓒ Specimen ID corrected based on client review DW 6-14-16

SPECIMEN DATA FORM

CHECKLIST FOR PHYSICAL EXAMINATION OF FISHES

Collection Date: 10-10-14	Examined By:	Camera: NA
Exam Date: 10-10-14	Recorded By:	Photo numbers: NA
Sex: UD Gonad not recovered	Body Weight (g): 40.0	Tissues Photographed: NA
Specimen ID: SB05 (a)	Gonad Weight (g): UD	

EXTERNAL PHYSICAL EXAMINATION

BODY FORM		ISTHMUS		BRANCHIAL CAVITY	
✓	Unremarkable	✓	Unremarkable	✓	Unremarkable
	Emaciated		Enlarged		Growths
	Truncate		Hemorrhagic		Parasites
	Scoliosis	EYES		UROGENITAL OPENING	
	Lordosis	✓	Unremarkable	✓	Unremarkable
BODY SURFACE			Popeye		Inflamed
✓	Unremarkable		Cloudy cornea	ANUS	
	Raised scales		Missing	✓	Unremarkable
	Swollen		Lens deformed		Inflamed
	Lesions		Lens parasites	LESIONS – Location(s)	
	Excess mucous		Lens cataract	NA	Fins
	Reoriented scales	FINS			Head
	Growths	✓	Unremarkable		Eyes
	Parasites		Frayed – eroded		Mouth
	Wounds		Parasites		Peduncle
	Wounds - lamprey		Hemorrhagic		Ventral
LIPS AND JAWS			Gas Bubbles		Dorsal
✓	Unremarkable	FINS - ERODED			Lateral
	Deformed	NA	Dorsal	BEHAVIOR	
	Growths		Pectoral	NE	Gasping
SNOUT			Pelvic		Flashing
✓	Unremarkable		Anal		Lethargic
	Pugnose (Pughead)		Adipose		Fin twitching
	Growths		Caudal		Convulsions
	Abrasions	GILLS			Head Up-Tail Down
BARBELS		✓	Unremarkable		Head-tail whirling
NA	Unremarkable		Bright red		Pectoral fins folded forwarded
	Deformed		Brown		Belly up
	Missing		Gas bubbles		Loss of balance
OPERCLE			Parasites		Long axis whirling
✓	Unremarkable	PSEUDOBRANCH		OTHER OBSERVATIONS	
	Incomplete	✓	Unremarkable		
	Deformed		Enlarged		

INTERNAL PHYSICAL EXAMINATION

BODY CAVITY		INTESTINES		OVARIES UD	
✓	Unremarkable	✓	Unremarkable		Immature
	Fluid – clear		Flaccid		Mature
	Fluid – bloody		Mucous		Ripe
	Fluid – cloudy	✓	Feces		Reabsorbing
	Adhesions		Fluid		Growth
MESENTERIC FAT			Hemorrhagic	MUSCLE	
✓	Unremarkable		Parasites	✓	Unremarkable
	None	SPLEEN			Soft
	Excessive	✓	Unremarkable		Parasites
LIVER			Enlarged	TUMORS	
✓	Unremarkable		Shrunken	NA	Liver
	Discolored		Discolored		I Baumann
	Yellowish		Ceroid Pigment Centers		II Scale
	Pale	GAS BLADDER			III
	Enlarged	✓	Unremarkable		
	Growths		Fluid	PYLORIC CAECA	
	Parasites		Growths	NA	Unremarkable
GALLBLADDER		KIDNEYS			Parasites
✓	Empty	✓	Unremarkable	TESTIS UD	
	Full		Pale		Immature
	Yellow		Swollen		Mature
	Green		Soft		Ripe
	Enlarged		Hemorrhagic		Constructed
	Parasites		Stones		Growth
STOMACH			Growths	OTHER OBSERVATIONS	
✓	Unremarkable		Cysts		
✓	Empty		Parasites (urinary bladder)		
	Food	COMMENTS: @SB = striped bass DW 10-10-14			
	Mucous				
	Fluid				
	Hemorrhagic	NA = not applicable; NE = not evaluated; RE = recording error; UD = undetermined			

SPECIMEN DATA FORM

CHECKLIST FOR PHYSICAL EXAMINATION OF FISHES

Collection Date: 10-10-14	Examined By:	Camera: NA
Exam Date: 10-10-14	Recorded By:	Photo numbers: NA
Sex: UD Gonad not recovered	Body Weight (g): 4.1	Tissues Photographed: NA
Specimen ID: NB03WMES005-01 @	Gonad Weight (g): UD	

EXTERNAL PHYSICAL EXAMINATION

BODY FORM		ISTHMUS		BRANCHIAL CAVITY	
✓	Unremarkable	✓	Unremarkable	✓	Unremarkable
	Emaciated		Enlarged		Growths
	Truncate		Hemorrhagic		Parasites
	Scoliosis	EYES		UROGENITAL OPENING	
	Lordosis	✓	Unremarkable	✓	Unremarkable
BODY SURFACE			Popeye		Inflamed
✓	Unremarkable		Cloudy cornea	ANUS	
	Raised scales		Missing	✓	Unremarkable
	Swollen		Lens deformed		Inflamed
	Lesions		Lens parasites	LESIONS – Location(s)	
	Excess mucous		Lens cataract	NA	Fins
	Reoriented scales	FINS			Head
	Growths	✓	Unremarkable		Eyes
	Parasites		Frayed – eroded		Mouth
	Wounds		Parasites		Peduncle
	Wounds - lamprey		Hemorrhagic		Ventral
LIPS AND JAWS			Gas Bubbles		Dorsal
✓	Unremarkable	FINS - ERODED			Lateral
	Deformed	NA	Dorsal	BEHAVIOR	
	Growths		Pectoral	NE	Gasping
SNOUT			Pelvic		Flashing
✓	Unremarkable		Anal		Lethargic
	Pugnose (Pughead)		Adipose		Fin twitching
	Growths		Caudal		Convulsions
	Abrasions	GILLS			Head Up-Tail Down
BARBELS		✓	Unremarkable		Head-tail whirling
NA	Unremarkable		Bright red		Pectoral fins folded forwarded
	Deformed		Brown		Belly up
	Missing		Gas bubbles		Loss of balance
OPERCLE			Parasites		Long axis whirling
✓	Unremarkable	PSEUDOBRANCH		OTHER OBSERVATIONS	
	Incomplete	✓	Unremarkable		
	Deformed		Enlarged		

INTERNAL PHYSICAL EXAMINATION

BODY CAVITY		INTESTINES		OVARIES UD	
✓	Unremarkable	✓	Unremarkable		Immature
	Fluid – clear		Flaccid		Mature
	Fluid – bloody		Mucous		Ripe
	Fluid – cloudy	✓	Feces		Reabsorbing
	Adhesions		Fluid		Growth
MESENTERIC FAT			Hemorrhagic	MUSCLE	
✓	Unremarkable		Parasites	✓	Unremarkable
	None	SPLEEN			Soft
	Excessive	✓	Unremarkable		Parasites
LIVER			Enlarged	TUMORS	
✓	Unremarkable		Shrunken	NA	Liver
	Discolored		Discolored		I Baumann
	Yellowish		Ceroid Pigment Centers		II Scale
	Pale	GAS BLADDER			III
	Enlarged	✓	Unremarkable		
	Growths		Fluid	PYLORIC CAECA	
	Parasites		Growths	NA	Unremarkable
GALLBLADDER		KIDNEYS			Parasites
UD	Empty	✓	Unremarkable	TESTIS UD	
	Full		Pale		Immature
	Yellow		Swollen		Mature
	Green		Soft		Ripe
	Enlarged		Hemorrhagic		Constructed
	Parasites		Stones		Growth
STOMACH			Growths	OTHER OBSERVATIONS	
✓	Unremarkable		Cysts		
✓	Empty		Parasites (urinary bladder)		
	Food	COMMENTS: @ ME = menhaden JW 10-10-14			
	Mucous				
	Fluid				
	Hemorrhagic	NA = not applicable; NE = not evaluated; RE = recording error; UD = undetermined			

SPECIMEN DATA FORM

CHECKLIST FOR PHYSICAL EXAMINATION OF FISHES		
Collection Date: 10-10-14	Examined By: [illegible]	Camera: NA
Exam Date: 10-10-14	Recorded By: [illegible]	Photo numbers: NA
Sex: UD Gonads not recovered	Body Weight (g): ~~40.4~~ 10.9(b)	Tissues Photographed: NA
Specimen ID: PB03WME5008-02 (a)	Gonad Weight (g): UD	

EXTERNAL PHYSICAL EXAMINATION					
BODY FORM		ISTHMUS		BRANCHIAL CAVITY	
✓	Unremarkable	✓	Unremarkable	✓	Unremarkable
	Emaciated		Enlarged		Growths
	Truncate		Hemorrhagic		Parasites
	Scoliosis	EYES		UROGENITAL OPENING	
	Lordosis	✓	Unremarkable	✓	Unremarkable
BODY SURFACE			Popeye		Inflamed
✓	Unremarkable		Cloudy cornea	ANUS	
	Raised scales		Missing	✓	Unremarkable
	Swollen		Lens deformed		Inflamed
	Lesions		Lens parasites	LESIONS – Location(s)	
	Excess mucous		Lens cataract	NA	Fins
	Reoriented scales	FINS			Head
	Growths	✓	Unremarkable		Eyes
	Parasites		Frayed – eroded		Mouth
	Wounds		Parasites		Peduncle
	Wounds - lamprey		Hemorrhagic		Ventral
LIPS AND JAWS			Gas Bubbles		Dorsal
✓	Unremarkable	FINS - ERODED			Lateral
	Deformed	NA	Dorsal	BEHAVIOR	
	Growths		Pectoral	NE	Gasping
SNOUT			Pelvic		Flashing
✓	Unremarkable		Anal		Lethargic
	Pugnose (Pughead)		Adipose		Fin twitching
	Growths		Caudal		Convulsions
	Abrasions	GILLS			Head Up-Tail Down
BARBELS		✓	Unremarkable		Head-tail whirling
NA	Unremarkable		Bright red		Pectoral fins folded forwarded
	Deformed		Brown		Belly up
	Missing		Gas bubbles		Loss of balance
OPERCLE			Parasites		Long axis whirling
✓	Unremarkable	PSEUDOBRANCH		OTHER OBSERVATIONS	
	Incomplete	✓	Unremarkable		
	Deformed		Enlarged		

INTERNAL PHYSICAL EXAMINATION					
BODY CAVITY		INTESTINES		OVARIES UD	
✓	Unremarkable	✓	Unremarkable		Immature
	Fluid – clear		Flaccid		Mature
	Fluid – bloody		Mucous		Ripe
	Fluid – cloudy	✓	Feces		Reabsorbing
	Adhesions		Fluid		Growth
MESENTERIC FAT			Hemorrhagic	MUSCLE	
✓	Unremarkable		Parasites	✓	Unremarkable
	None	SPLEEN			Soft
	Excessive	✓	Unremarkable		Parasites
LIVER			Enlarged	TUMORS	
✓	Unremarkable		Shrunken	NA	Liver
	Discolored		Discolored		I Baumann
	Yellowish		Ceroid Pigment Centers		II Scale
	Pale	GAS BLADDER			III
	Enlarged	✓	Unremarkable		
	Growths		Fluid	PYLORIC CAECA	
	Parasites		Growths	NA	Unremarkable
GALLBLADDER		KIDNEYS			Parasites
✓	Empty	✓	Unremarkable	TESTIS UD	
	Full		Pale		Immature
	Yellow		Swollen		Mature
	Green		Soft		Ripe
	Enlarged		Hemorrhagic		Constructed
	Parasites		Stones		Growth
STOMACH			Growths	OTHER OBSERVATIONS	
✓	Unremarkable		Cysts		
✓	Empty		Parasites (urinary bladder)		
	Food	COMMENTS: (a) ME = methadone JW 10-10-14			
	Mucous	(b) Body weight corrected based on client review JW 6-14-16			
	Fluid	NA = not applicable; NE = not evaluated; RE = recording error; UD = undetermined			
	Hemorrhagic				

SPECIMEN DATA FORM

CHECKLIST FOR PHYSICAL EXAMINATION OF FISHES		
Collection Date: 10-10-14	Examined By:	Camera: NA
Exam Date: 10-10-14	Recorded By:	Photo numbers: NA
Sex: UD Gonad not recovered	Body Weight (g): 5.2	Tissues Photographed: NA
Specimen ID: NB03WMS5018-03 (b)	Gonad Weight (g): UD	

EXTERNAL PHYSICAL EXAMINATION		
BODY FORM	ISTHMUS	BRANCHIAL CAVITY
✓ Unremarkable	✓ Unremarkable	✓ Unremarkable
Emaciated	Enlarged	Growths
Truncate	Hemorrhagic	Parasites
Scoliosis	EYES	UROGENITAL OPENING
Lordosis	✓ Unremarkable	✓ Unremarkable
BODY SURFACE	Popeye	Inflamed
✓ Unremarkable	Cloudy cornea	ANUS
Raised scales	Missing	✓ Unremarkable
Swollen	Lens deformed	Inflamed
Lesions	Lens parasites	LESIONS – Location(s)
Excess mucous	Lens cataract	NA Fins
Reoriented scales	FINS	Head
Growths	✓ Unremarkable	Eyes
Parasites	Frayed – eroded	Mouth
Wounds	Parasites	Peduncle
Wounds - lamprey	Hemorrhagic	Ventral
LIPS AND JAWS	Gas Bubbles	Dorsal
✓ Unremarkable	FINS - ERODED	Lateral
Deformed	NA Dorsal	BEHAVIOR
Growths	Pectoral	NE Gasping
SNOUT	Pelvic	Flashing
✓ Unremarkable	Anal	Lethargic
Pugnose (Pughead)	Adipose	Fin twitching
Growths	Caudal	Convulsions
Abrasions	GILLS	Head Up-Tail Down
BARBELS	✓ Unremarkable	Head-tail whirling
NA Unremarkable	Bright red	Pectoral fins folded forwarded
Deformed	Brown	Belly up
Missing	Gas bubbles	Loss of balance
OPERCLE	Parasites	Long axis whirling
✓ Unremarkable	PSEUDOBRANCH	OTHER OBSERVATIONS
Incomplete	✓ Unremarkable	
Deformed	Enlarged	

INTERNAL PHYSICAL EXAMINATION		
BODY CAVITY	INTESTINES	OVARIES UD
✓ Unremarkable	✓ Unremarkable (a)	✓ Immature
Fluid – clear	Flaccid	Mature
Fluid – bloody	Mucous	Ripe
Fluid – cloudy	✓ Feces	Reabsorbing
Adhesions	Fluid	Growth
MESENTERIC FAT	Hemorrhagic	MUSCLE
✓ Unremarkable	Parasites	✓ Unremarkable
None	SPLEEN	Soft
Excessive	✓ Unremarkable	Parasites
LIVER	Enlarged	TUMORS
✓ Unremarkable	Shrunken	NA Liver
Discolored	Discolored	I Baumann
Yellowish	Cerold Pigment Centers	II Scale
Pale	GAS BLADDER	III
Enlarged	✓ Unremarkable	
Growths	Fluid	PYLORIC CAECA
Parasites	Growths	NA Unremarkable
GALLBLADDER	KIDNEYS	Parasites
Empty	✓ Unremarkable	TESTIS UD
✓ Full	Pale	Immature
Yellow	Swollen	Mature
✓ Green	Soft	Ripe
Enlarged	Hemorrhagic	Constructed
Parasites	Stones	Growth
STOMACH	Growths	OTHER OBSERVATIONS
✓ Unremarkable	Cysts	
✓ Empty	Parasites (urinary bladder)	
Food	COMMENTS: (a) RE JW 10-10-14	
Mucous	(b) ME = manhandled JW 10-10-14	
Fluid		
Hemorrhagic	NA = not applicable; NE = not evaluated; RE = recording error; UD = undetermined	

SPECIMEN DATA FORM

CHECKLIST FOR PHYSICAL EXAMINATION OF FISHES		
Collection Date: 10-10-14	Examined By:	Camera: NA
Exam Date: 10-10-14	Recorded By:	Photo numbers: NA
Sex: UD Gonad not recovered	Body Weight (g): 4.6	Tissues Photographed: NA
Specimen ID: PB03WMES005-04 @	Gonad Weight (g): UD	

EXTERNAL PHYSICAL EXAMINATION					
BODY FORM		ISTHMUS		BRANCHIAL CAVITY	
✓	Unremarkable	✓	Unremarkable	✓	Unremarkable
	Emaciated		Enlarged		Growths
	Truncate		Hemorrhagic		Parasites
	Scoliosis	EYES		UROGENITAL OPENING	
	Lordosis	✓	Unremarkable	✓	Unremarkable
BODY SURFACE			Popeye		Inflamed
✓	Unremarkable		Cloudy cornea	ANUS	
	Raised scales		Missing	✓	Unremarkable
	Swollen		Lens deformed		Inflamed
	Lesions		Lens parasites	LESIONS – Location(s)	
	Excess mucous		Lens cataract	NA	Fins
	Reoriented scales	FINS			Head
	Growths	✓	Unremarkable		Eyes
	Parasites		Frayed – eroded		Mouth
	Wounds		Parasites		Peduncle
	Wounds - lamprey		Hemorrhagic		Ventral
LIPS AND JAWS			Gas Bubbles		Dorsal
✓	Unremarkable	FINS - ERODED			Lateral
	Deformed	NA	Dorsal	BEHAVIOR	
	Growths		Pectoral	ME	Gasping
SNOUT			Pelvic		Flashing
✓	Unremarkable		Anal		Lethargic
	Pugnose (Pughead)		Adipose		Fin twitching
	Growths		Caudal		Convulsions
	Abrasions	GILLS			Head Up-Tail Down
BARBELS		✓	Unremarkable		Head-tail whirling
NA	Unremarkable		Bright red		Pectoral fins folded forwarded
	Deformed		Brown		Belly up
	Missing		Gas bubbles		Loss of balance
OPERCLE			Parasites		Long axis whirling
✓	Unremarkable	PSEUDOBRANCH		OTHER OBSERVATIONS	
	Incomplete	✓	Unremarkable		
	Deformed		Enlarged		

INTERNAL PHYSICAL EXAMINATION					
BODY CAVITY		INTESTINES		OVARIES UD	
✓	Unremarkable	✓	Unremarkable		Immature
	Fluid – clear		Flaccid		Mature
	Fluid – bloody		Mucous		Ripe
	Fluid – cloudy	✓	Feces		Reabsorbing
	Adhesions		Fluid		Growth
MESENTERIC FAT			Hemorrhagic	MUSCLE	
✓	Unremarkable		Parasites	✓	Unremarkable
	None	SPLEEN			Soft
	Excessive	✓	Unremarkable		Parasites
LIVER			Enlarged	TUMORS	
✓	Unremarkable		Shrunken	NA	Liver
	Discolored		Discolored		I Baumann
	Yellowish		Ceroid Pigment Centers		II Scale
	Pale	GAS BLADDER			III
	Enlarged	✓	Unremarkable		
	Growths		Fluid	PYLORIC CAECA	
	Parasites		Growths	NA	Unremarkable
GALLBLADDER		KIDNEYS			Parasites
✓	Empty	✓	Unremarkable	TESTIS UD	
	Full		Pale		Immature
	Yellow		Swollen		Mature
	Green		Soft		Ripe
	Enlarged		Hemorrhagic		Constructed
	Parasites		Stones		Growth
STOMACH			Growths	OTHER OBSERVATIONS	
✓	Unremarkable		Cysts		
✓	Empty		Parasites (urinary bladder)		
	Food	COMMENTS: @ ME = menhaden AW 10-10-14			
	Mucous				
	Fluid				
	Hemorrhagic	NA = not applicable; NE = not evaluated; RE = recording error; UD = undetermined			

SPECIMEN DATA FORM

CHECKLIST FOR PHYSICAL EXAMINATION OF FISHES		
Collection Date: 10-10-14	Examined By: [illegible]	Camera: NA
Exam Date: 10-10-14	Recorded By: [illegible]	Photo numbers: NA
Sex: UD Gonad not recovered	Body Weight (g): 1.5	Tissues Photographed: NA
Specimen ID: ~~NB03WMU131B-01~~	Gonad Weight (g): UD	

ⓐNB03WMU131A-01ⓑ

EXTERNAL PHYSICAL EXAMINATION					
BODY FORM		ISTHMUS		BRANCHIAL CAVITY	
✓	Unremarkable	✓	Unremarkable	✓	Unremarkable
	Emaciated		Enlarged		Growths
	Truncate		Hemorrhagic		Parasites
	Scoliosis	EYES		UROGENITAL OPENING	
	Lordosis	✓	Unremarkable	✓	Unremarkable
BODY SURFACE			Popeye		Inflamed
✓	Unremarkable		Cloudy cornea	ANUS	
	Raised scales		Missing	✓	Unremarkable
	Swollen		Lens deformed		Inflamed
	Lesions		Lens parasites	LESIONS – Location(s)	
	Excess mucous		Lens cataract	NA	Fins
	Reoriented scales	FINS			Head
	Growths	✓	Unremarkable		Eyes
	Parasites		Frayed – eroded		Mouth
	Wounds		Parasites		Peduncle
	Wounds - lamprey		Hemorrhagic		Ventral
LIPS AND JAWS			Gas Bubbles		Dorsal
✓	Unremarkable	FINS - ERODED			Lateral
	Deformed	NA	Dorsal	BEHAVIOR	
	Growths		Pectoral	NE	Gasping
SNOUT			Pelvic		Flashing
✓	Unremarkable		Anal		Lethargic
	Pugnose (Pughead)		Adipose		Fin twitching
	Growths		Caudal		Convulsions
	Abrasions	GILLS			Head Up-Tail Down
BARBELS		✓	Unremarkable		Head-tail whirling
NA	Unremarkable		Bright red		Pectoral fins folded forwarded
	Deformed		Brown		Belly up
	Missing		Gas bubbles		Loss of balance
OPERCLE			Parasites		Long axis whirling
✓	Unremarkable	PSEUDOBRANCH		OTHER OBSERVATIONS	
	Incomplete	✓	Unremarkable		
	Deformed		Enlarged		

INTERNAL PHYSICAL EXAMINATION					
BODY CAVITY		INTESTINES		OVARIES UD	
✓	Unremarkable	✓	Unremarkable		Immature
	Fluid – clear		Flaccid		Mature
	Fluid – bloody		Mucous		Ripe
	Fluid – cloudy	✓	Feces		Reabsorbing
	Adhesions		Fluid		Growth
MESENTERIC FAT			Hemorrhagic	MUSCLE	
✓	Unremarkable		Parasites	✓	Unremarkable
	None	SPLEEN			Soft
	Excessive	✓	Unremarkable		Parasites
LIVER			Enlarged	TUMORS	
✓	Unremarkable		Shrunken	NA	Liver
	Discolored		Discolored		I Baumann
	Yellowish		Ceroid Pigment Centers		II Scale
	Pale	GAS BLADDER			III
	Enlarged	✓	Unremarkable		
	Growths		Fluid	PYLORIC CAECA	
	Parasites		Growths	NA	Unremarkable
GALLBLADDER		KIDNEYS			Parasites
UD	Empty	✓	Unremarkable	TESTIS UD	
	Full		Pale		Immature
	Yellow		Swollen		Mature
	Green		Soft		Ripe
	Enlarged		Hemorrhagic		Constructed
	Parasites		Stones		Growth
STOMACH			Growths	OTHER OBSERVATIONS	
✓	Unremarkable		Cysts		
✓	Empty		Parasites (urinary bladder)		
	Food	COMMENTS: ⓐMU = mummichog TW 10-10-14			
	Mucous	ⓑSpecimen ID corrected based on client review TW 6-14-16			
	Fluid	NA = not applicable; NE = not evaluated; RE = recording error; UD = undetermined			
	Hemorrhagic				

SPECIMEN DATA FORM

CHECKLIST FOR PHYSICAL EXAMINATION OF FISHES

Collection Date: 10-10-14	Examined By:	Camera: NA
Exam Date: 10-10-14	Recorded By:	Photo numbers: NA
Sex: UD Gonad not recovered	Body Weight (g): 0.6	Tissues Photographed: NA
Specimen ID: NB03WMU131B-02 @NB03WMU131A-02ⓑ	Gonad Weight (g): UD	

EXTERNAL PHYSICAL EXAMINATION

BODY FORM		ISTHMUS		BRANCHIAL CAVITY	
✓	Unremarkable	✓	Unremarkable	✓	Unremarkable
	Emaciated		Enlarged		Growths
	Truncate		Hemorrhagic		Parasites
	Scoliosis	EYES		UROGENITAL OPENING	
	Lordosis	✓	Unremarkable	✓	Unremarkable
BODY SURFACE			Popeye		Inflamed
✓	Unremarkable		Cloudy cornea	ANUS	
	Raised scales		Missing	✓	Unremarkable
	Swollen		Lens deformed		Inflamed
	Lesions		Lens parasites	LESIONS – Location(s)	
	Excess mucous		Lens cataract	NA	Fins
	Reoriented scales	FINS			Head
	Growths	✓	Unremarkable		Eyes
	Parasites		Frayed – eroded		Mouth
	Wounds		Parasites		Peduncle
	Wounds - lamprey		Hemorrhagic		Ventral
LIPS AND JAWS			Gas Bubbles		Dorsal
✓	Unremarkable	FINS - ERODED			Lateral
	Deformed	NA	Dorsal	BEHAVIOR	
	Growths		Pectoral	NE	Gasping
SNOUT			Pelvic		Flashing
✓	Unremarkable		Anal		Lethargic
	Pugnose (Pughead)		Adipose		Fin twitching
	Growths		Caudal		Convulsions
	Abrasions	GILLS			Head Up-Tail Down
BARBELS		✓	Unremarkable		Head-tail whirling
NA	Unremarkable		Bright red		Pectoral fins folded forwarded
	Deformed		Brown		Belly up
	Missing		Gas bubbles		Loss of balance
OPERCLE			Parasites		Long axis whirling
✓	Unremarkable	PSEUDOBRANCH		OTHER OBSERVATIONS	
	Incomplete	✓	Unremarkable		
	Deformed		Enlarged		

INTERNAL PHYSICAL EXAMINATION

BODY CAVITY		INTESTINES		OVARIES UD	
✓	Unremarkable	✓	Unremarkable		Immature
	Fluid – clear		Flaccid		Mature
	Fluid – bloody		Mucous		Ripe
	Fluid – cloudy	✓	Feces		Reabsorbing
	Adhesions		Fluid		Growth
MESENTERIC FAT			Hemorrhagic	MUSCLE	
✓	Unremarkable		Parasites	✓	Unremarkable
	None	SPLEEN			Soft
	Excessive	✓	Unremarkable		Parasites
LIVER			Enlarged	TUMORS	
✓	Unremarkable		Shrunken	NA	Liver
	Discolored		Discolored		I Baumann
	Yellowish		Cerold Pigment Centers		II Scale
	Pale	GAS BLADDER			III
	Enlarged	✓	Unremarkable		
	Growths		Fluid	PYLORIC CAECA	
	Parasites		Growths	NA	Unremarkable
GALLBLADDER		KIDNEYS			Parasites
UD	Empty	✓	Unremarkable	TESTIS UD	
	Full		Pale		Immature
	Yellow		Swollen		Mature
	Green		Soft		Ripe
	Enlarged		Hemorrhagic		Constructed
	Parasites		Stones		Growth
STOMACH			Growths	OTHER OBSERVATIONS	
✓	Unremarkable		Cysts		
	Empty		Parasites (urinary bladder)		
✓	Food	COMMENTS: @ JW 10-10-14 MU = Mommichog			
	Mucous	ⓑ Specimen ID corrected based on client review JW 6-14-16			
	Fluid	NA = not applicable; NE = not evaluated; RE = recording error; UD = undetermined			
	Hemorrhagic				

SPECIMEN DATA FORM

CHECKLIST FOR PHYSICAL EXAMINATION OF FISHES

Collection Date: 10-10-14	Examined By:	Camera: NA
Exam Date: 10-10-14	Recorded By:	Photo numbers: NA
Sex: M	Body Weight (g): 273.0	Tissues Photographed: NA
Specimen ID: NB03WAEN024 (a)	Gonad Weight (g): 0.35	

EXTERNAL PHYSICAL EXAMINATION

BODY FORM		ISTHMUS		BRANCHIAL CAVITY	
✓	Unremarkable	✓	Unremarkable	✓	Unremarkable
	Emaciated		Enlarged		Growths
	Truncate		Hemorrhagic		Parasites
	Scoliosis	EYES		UROGENITAL OPENING	
	Lordosis	✓	Unremarkable	✓	Unremarkable
BODY SURFACE			Popeye		Inflamed
✓	Unremarkable		Cloudy cornea	ANUS	
	Raised scales		Missing	✓	Unremarkable
	Swollen		Lens deformed		Inflamed
	Lesions		Lens parasites	LESIONS – Location(s)	
	Excess mucous		Lens cataract	NA	Fins
	Reoriented scales	FINS			Head
	Growths	✓	Unremarkable		Eyes
	Parasites		Frayed – eroded		Mouth
	Wounds		Parasites		Peduncle
	Wounds - lamprey		Hemorrhagic		Ventral
LIPS AND JAWS			Gas Bubbles		Dorsal
✓	Unremarkable	FINS - ERODED			Lateral
	Deformed	NA	Dorsal	BEHAVIOR	
	Growths		Pectoral	NE	Gasping
SNOUT			Pelvic		Flashing
✓	Unremarkable		Anal		Lethargic
	Pugnose (Pughead)		Adipose		Fin twitching
	Growths		Caudal		Convulsions
	Abrasions	GILLS			Head Up-Tail Down
BARBELS		✓	Unremarkable		Head-tail whirling
NA	Unremarkable		Bright red		Pectoral fins folded forwarded
	Deformed		Brown		Belly up
	Missing		Gas bubbles		Loss of balance
OPERCLE			Parasites		Long axis whirling
✓	Unremarkable	PSEUDOBRANCH		OTHER OBSERVATIONS	
	Incomplete	✓	Unremarkable		
	Deformed		Enlarged		

INTERNAL PHYSICAL EXAMINATION

BODY CAVITY		INTESTINES		OVARIES	
✓	Unremarkable	✓	Unremarkable	NA	Immature
	Fluid – clear		Flaccid		Mature
	Fluid – bloody		Mucous		Ripe
	Fluid – cloudy	✓	Feces		Reabsorbing
	Adhesions		Fluid		Growth
MESENTERIC FAT			Hemorrhagic	MUSCLE	
✓	Unremarkable		Parasites	✓	Unremarkable
	None	SPLEEN			Soft
	Excessive	✓	Unremarkable		Parasites
LIVER			Enlarged	TUMORS	
✓	Unremarkable		Shrunken	NA	Liver
	Discolored		Discolored		I Baumann
	Yellowish		Ceroid Pigment Centers		II Scale
	Pale	GAS BLADDER			III
	Enlarged	✓	Unremarkable		
	Growths		Fluid	PYLORIC CAECA	
	Parasites		Growths	NA	Unremarkable
GALLBLADDER		KIDNEYS			Parasites
	Empty	✓	Unremarkable	TESTIS	
✓	Full		Pale		Immature
	Yellow		Swollen	✓	Mature
✓	Green		Soft		Ripe
	Enlarged		Hemorrhagic		Constructed
	Parasites		Stones		Growth
STOMACH			Growths	OTHER OBSERVATIONS	
✓	Unremarkable		Cysts		
	Empty		Parasites (urinary bladder)		
✓	Food	COMMENTS: (a) AE = American eel JW 10-10-14			
	Mucous				
	Fluid				
	Hemorrhagic	NA = not applicable; NE = not evaluated; RE = recording error; UD = undetermined			

TIERRA SOLUTIONS, INC.
EPL PROJECT NUMBER A41-002

NEWARK BAY STUDY AREA FISH SAMPLING AND ANALYSIS

AMENDED FINAL PATHOLOGY REPORT

Submitted by:

Experimental Pathology Laboratories, Inc.

Street Address:	Mailing Address:
45600 Terminal Drive	P.O. Box 169
Sterling, VA 20166	Sterling, VA 20167-0169

(703) 471-7060

Submitted to:

Tierra Solutions, Inc.
East Brunswick, NJ 08816

July 12, 2016

AMENDED FINAL REPORT

TABLE OF CONTENTS

	Page
PATHOLOGY SUMMARY	1
REASON(S) FOR CHANGE	5
APPENDIX A: FIGURES AND LEGENDS	A-1
APPENDIX B: SPECIMEN DATA FORMS	B-1

TIERRA SOLUTIONS, INC.
EPL PROJECT NUMBER A41-002

NEWARK BAY STUDY AREA FISH SAMPLING AND ANALYSIS

AMENDED FINAL PATHOLOGY SUMMARY

INTRODUCTION

The purpose of this project was to conduct gross external and internal examinations of wild caught marine and estuarine fish obtained as part of the Newark Bay Study Area Baseline Human Health and Ecological Risk Assessment Fish Sampling and Analysis conducted by Tierra Solutions, Inc. (Tierra) in accordance with the Fish Sampling and Analysis Quality Assurance Project Plan (QAPP) Revision 2, October 2014.

METHODS

During a five-day consecutive period (October 6-10, 2014), a total of 122 fish, representing 26 distinct species, were necropsied by an American College of Veterinary Pathologists board-certified veterinary pathologist who has expertise in the pathologic evaluation of fish. On July 27, 2015, an additional 23 fish, representing 5 distinct species, were necropsied by that same pathologist, and the current report concerns that latter sampling. The Fish Sampling and Analysis QAPP required fish pathology evaluations to be conducted on the first 5 fish of each species, as well as a "representative sample of individual non-forage fish – up to at least 20 individuals for each of 2 different species." In accordance with the QAPP, 11 summer flounder *Paralichthys dentatus* were collected on July 27, 2015 to supplement the initial collection of 9 summer flounder in October 2014. Additionally, up to the first 5 fish of each species obtained during the July 27 collection were examined. The fish examined included one spotted hake, five winter flounder, one northern pufferfish, and five Atlantic tomcod.

Individual fish were identified by assigning unique consecutive number identifiers using abbreviated Tierra species codes (e.g., “HA03”).

External examinations included the general body condition (“body form”), body surfaces, lips and jaws, snout, barbels (where present), operculum (“opercle”), isthmus, eyes, fins, gills, pseudobranch, branchial cavity, and urogenital opening. Intra-abdominal examinations included the body cavity, mesenteric fat, liver, gallbladder (where present), stomach (true stomach in some species, proximal intestines in others, also gizzard where present), intestines, spleen, gas bladder, kidneys, ovaries (where present), skeletal muscle, pyloric caeca (where present), and testis (where present). Although heart was not indicated as a target tissue in the provided necropsy form, the pathologist examined hearts also. In fish where the gonads were recovered, these tissues were excised and gonad weights (g) were obtained. These were used in conjunction with total body weights (g) to determine gonadosomatic indices (GSI). Fish lengths (mm) were also recorded. A representative color photograph (labeled with the animal identifier) was acquired for each gross pathologic finding.

Table 1. Necropsy Results

Species	Scientific Name	Animal ID#	Body Weight (g)	Gonad Weight (g)	GSI	Length (mm)	Sex	Capture Date	Necropsy Date	Gross Finding
Atlantic Tomcod	*Microgadus tomcod*	AT01	6	0.05	0.83%	96	TI	7/27/2015	7/27/2015	-
Atlantic Tomcod	*Microgadus tomcod*	AT02	9	UD	NA	101	NR	7/27/2015	7/27/2015	-
Atlantic Tomcod	*Microgadus tomcod*	AT03	8	0.04	0.50%	102	TI	7/27/2015	7/27/2015	-
Atlantic Tomcod	*Microgadus tomcod*	AT04	8	0.04	0.50%	96	TI	7/27/2015	7/27/2015	-
Atlantic Tomcod	*Microgadus tomcod*	AT05	5	UD	NA	90	NR	7/27/2015	7/27/2015	Dermal ulcer left trunk
Northern Pufferfish	*Sphoeroides maculatus*	PU01	146	1.82	1.25%	178	F	7/27/2015	7/27/2015	-
Spotted Hake	*Urophycis regia*	HA03	32	0.10	0.31%	147	TI	7/27/2015	7/27/2015	-
Summer Flounder	*Paralichthys dentatus*	SF10	218	0.57	0.26%	295	F	7/27/2015	7/27/2015	-
Summer Flounder	*Paralichthys dentatus*	SF11	168	0.34	0.20%	270	F	7/27/2015	7/27/2015	-
Summer Flounder	*Paralichthys dentatus*	SF12	155	0.38	0.25%	262	F	7/27/2015	7/27/2015	-
Summer Flounder	*Paralichthys dentatus*	SF13	264	0.21	0.08%	305	M	7/27/2015	7/27/2015	-
Summer Flounder	*Paralichthys dentatus*	SF14	134	0.30	0.22%	257	F	7/27/2015	7/27/2015	-
Summer Flounder	*Paralichthys dentatus*	SF15	208	0.41	0.20%	288	F	7/27/2015	7/27/2015	-
Summer Flounder	*Paralichthys dentatus*	SF16	263	0.84	0.32%	312	F	7/27/2015	7/27/2015	-
Summer Flounder	*Paralichthys dentatus*	SF17	308	0.97	0.31%	324	F	7/27/2015	7/27/2015	-
Summer Flounder	*Paralichthys dentatus*	SF18	273	1.15	0.42%	312	F	7/27/2015	7/27/2015	-
Summer Flounder	*Paralichthys dentatus*	SF19	168	0.55	0.33%	265	F	7/27/2015	7/27/2015	-
Summer Flounder	*Paralichthys dentatus*	SF20	192	0.55	0.29%	270	F	7/27/2015	7/27/2015	-
Winter Flounder	*Pseudopleuronectes americanus*	WF01	52	UD	NA	155	NR	7/27/2015	7/27/2015	-
Winter Flounder	*Pseudopleuronectes americanus*	WF02	39	UD	NA	141	NR	7/27/2015	7/27/2015	-
Winter Flounder	*Pseudopleuronectes americanus*	WF03	29	UD	NA	142	NR	7/27/2015	7/27/2015	-
Winter Flounder	*Pseudopleuronectes americanus*	WF04	41	UD	NA	156	NR	7/27/2015	7/27/2015	-
Winter Flounder	*Pseudopleuronectes americanus*	WF05	51	UD	NA	160	NR	7/27/2015	7/27/2015	-

- = no findings; GSI = gonadosomatic index; M = male; F = female; UD = undetermined; NA = not applicable; NR = gonad tissue not recovered; TI = gonad tissue too immature for gender determination

RESULTS AND DISCUSSION

Gross external and internal examinations revealed abnormal findings in 1 of 23 fish (4%). This finding consisted of a dermal ulcer in the left trunk of an Atlantic tomcod (Animal No. AT05).

Gonads were not recovered from 7 of 23 fish, and in 4 additional fish, the sex (gender) could not be determined. In all 11 of those cases, gonad collection and/or gender identification was impeded by the reproductive immaturity of the fish.

The fish collected and analyzed under this program represent the various types of fish that have been reported to occur in Newark Bay, including: 1) forage, predatory, benthic, demersal, and pelagic species; 2) both resident and migratory fish; and 3) a range of size and age within the fish sampled. Adequate replication was achieved per the QAPP specifications. The results are a very low incidence of relatively minor lesions across this spectrum of species. It is concluded that the pathology evaluation requirements in the QAPP have been met with the evaluation of the first 5 fish of each species, evaluation of 20 scup and evaluation of 20 summer flounder.

7-12-16

JEFFREY C. WOLF, DVM, Diplomate, ACVP — Date
Senior Pathologist

JCW/cb

Tierra Solutions, Inc.
Newark Bay Study Area Fish Sampling and Analysis
AMENDED FINAL

REASON(S) FOR CHANGE

This report has been amended for the following reasons:

- Added a Table of Contents
- Page 1, Methods: rephrased the last two sentences of the first paragraph to clarify numbers of fish examined.
- Added Appendix B: Specimen Data Forms.

7-12-16

JEFFREY C. WOLF, DVM, Diplomate, ACVP Date
Senior Pathologist

JCW/cb

APPENDIX A: FIGURES AND LEGENDS



Figure 1. Dermal ulcer on the left trunk of an Atlantic tomcod, Animal ID: AT05.

APPENDIX B: SPECIMEN DATA FORMS

SPECIMEN DATA FORM

CHECKLIST FOR PHYSICAL EXAMINATION OF FISHES		
Collection Date: 7-27-15	Examined By:	Camera: NA
Exam Date: 7-27-15	Recorded By:	Photo numbers: NA
Sex: UD Too immature to sex	Body Weight (g): 32.0	Tissues Photographed: NA
Specimen ID: HA02 ②	Gonad Weight (g): 0.1	Length (mm): 147

EXTERNAL PHYSICAL EXAMINATION					
BODY FORM		ISTHMUS		BRANCHIAL CAVITY	
✓	Unremarkable	✓	Unremarkable	✓	Unremarkable
	Emaciated		Enlarged		Growths
	Truncate		Hemorrhagic		Parasites
	Scoliosis	EYES		UROGENITAL OPENING	
	Lordosis	✓	Unremarkable	✓	Unremarkable
BODY SURFACE			Popeye		Inflamed
✓	Unremarkable		Cloudy cornea	ANUS	
	Raised scales		Missing	✓	Unremarkable
	Swollen		Lens deformed		Inflamed
	Lesions		Lens parasites	LESIONS – Location(s)	
	Excess mucous		Lens cataract	NA	Fins
	Reoriented scales	FINS			Head
	Growths	✓	Unremarkable		Eyes
	Parasites		Frayed – eroded		Mouth
	Wounds		Parasites		Peduncle
	Wounds - lamprey		Hemorrhagic		Ventral
LIPS AND JAWS			Gas Bubbles		Dorsal
✓	Unremarkable	FINS - ERODED			Lateral
	Deformed	NA	Dorsal	BEHAVIOR	
	Growths		Pectoral	NE	Gasping
SNOUT			Pelvic		Flashing
✓	Unremarkable		Anal		Lethargic
	Pugnose (Pughead)		Adipose		Fin twitching
	Growths		Caudal		Convulsions
	Abrasions	GILLS			Head Up-Tail Down
BARBELS		✓	Unremarkable		Head-tail whirling
NA	Unremarkable		Bright red		Pectoral fins folded forwarded
	Deformed		Brown		Belly up
	Missing		Gas bubbles		Loss of balance
OPERCLE			Parasites		Long axis whirling
✓	Unremarkable	PSEUDOBRANCH		OTHER OBSERVATIONS	
	Incomplete	✓	Unremarkable		
	Deformed		Enlarged		

INTERNAL PHYSICAL EXAMINATION					
BODY CAVITY		INTESTINES	ⓒ	OVARIES UD	
✓	Unremarkable	✓	Unremarkable	NA	Immature
	Fluid – clear		Flaccid		Mature
	Fluid – bloody		Mucous		Ripe
	Fluid – cloudy		Feces		Reabsorbing
	Adhesions		Fluid		Growth
MESENTERIC FAT			Hemorrhagic	MUSCLE	
✓	Unremarkable		Parasites	✓	Unremarkable
	None	SPLEEN			Soft
	Excessive	✓	Unremarkable		Parasites
LIVER			Enlarged	TUMORS	
✓	Unremarkable		Shrunken	NA	Liver
	Discolored		Discolored		I Baumann
	Yellowish		Ceroid Pigment Centers		II Scale
	Pale	GAS BLADDER			III
	Enlarged	✓	Unremarkable		
	Growths		Fluid	PYLORIC CAECA	
	Parasites ⓑ		Growths	✓	Unremarkable
GALLBLADDER UD NE		KIDNEYS			Parasites
	Empty	✓	Unremarkable	TESTIS UD	
	Full		Pale		Immature
	Yellow		Swollen		Mature
	Green		Soft		Ripe
	Enlarged		Hemorrhagic		Constructed
	Parasites		Stones		Growth
STOMACH			Growths	OTHER OBSERVATIONS	
✓	Unremarkable		Cysts		
	Empty		Parasites (urinary bladder)		
✓	Food	COMMENTS: ⓐ HA = spotted hake ⓒ Inadvertantly recorded twice JW 7-27-15 ⓑ RE JW 7-27-15			
	Mucous				
	Fluid				
	Hemorrhagic	NA = not applicable; NE = not evaluated; RE = recording error; UD = undetermined			

SPECIMEN DATA FORM

CHECKLIST FOR PHYSICAL EXAMINATION OF FISHES		
Collection Date: 7-27-15	Examined By:	Camera: NA
Exam Date: 7-27-15	Recorded By:	Photo numbers: NA
Sex: UD Gonads not recovered	Body Weight (g): 52	Tissues Photographed: NA
Specimen ID: IDF01 @	Gonad Weight (g): UD	Length (mm): 154

EXTERNAL PHYSICAL EXAMINATION					
BODY FORM		ISTHMUS		BRANCHIAL CAVITY	
✓	Unremarkable	✓	Unremarkable	✓	Unremarkable
	Emaciated		Enlarged		Growths
	Truncate		Hemorrhagic		Parasites
	Scoliosis	EYES		UROGENITAL OPENING	
	Lordosis	✓	Unremarkable	✓	Unremarkable
BODY SURFACE			Popeye		Inflamed
✓	Unremarkable		Cloudy cornea	ANUS	
	Raised scales		Missing	✓	Unremarkable
	Swollen		Lens deformed		Inflamed
	Lesions		Lens parasites	LESIONS – Location(s)	
	Excess mucous		Lens cataract	NA	Fins
	Reoriented scales	FINS			Head
	Growths	✓	Unremarkable		Eyes
	Parasites		Frayed – eroded		Mouth
	Wounds		Parasites		Peduncle
	Wounds - lamprey		Hemorrhagic		Ventral
LIPS AND JAWS			Gas Bubbles		Dorsal
✓	Unremarkable	FINS - ERODED			Lateral
	Deformed	NA	Dorsal	BEHAVIOR	
	Growths		Pectoral	NE	Gasping
SNOUT			Pelvic		Flashing
✓	Unremarkable		Anal		Lethargic
	Pugnose (Pughead)		Adipose		Fin twitching
	Growths		Caudal		Convulsions
	Abrasions	GILLS			Head Up-Tail Down
BARBELS		✓	Unremarkable		Head-tail whirling
NA	Unremarkable		Bright red		Pectoral fins folded forwarded
	Deformed		Brown		Belly up
	Missing		Gas bubbles		Loss of balance
OPERCLE			Parasites		Long axis whirling
✓	Unremarkable	PSEUDOBRANCH		OTHER OBSERVATIONS	
	Incomplete	✓	Unremarkable		
	Deformed		Enlarged		

INTERNAL PHYSICAL EXAMINATION					
BODY CAVITY		INTESTINES		OVARIES UD	
✓	Unremarkable	✓	Unremarkable		Immature
	Fluid – clear		Flaccid		Mature
	Fluid – bloody	✓	Mucous		Ripe
	Fluid – cloudy	✓	Feces		Reabsorbing
	Adhesions		Fluid		Growth
MESENTERIC FAT			Hemorrhagic	MUSCLE	
✓	Unremarkable		Parasites	✓	Unremarkable
	None	SPLEEN			Soft
	Excessive	✓	Unremarkable		Parasites
LIVER			Enlarged	TUMORS	
✓	Unremarkable		Shrunken	NA	Liver
	Discolored		Discolored		I Baumann
	Yellowish		Ceroid Pigment Centers		II Scale
	Pale	GAS BLADDER			III
	Enlarged	NA	Unremarkable		
	Growths		Fluid	PYLORIC CAECA	
	Parasites		Growths	NA	Unremarkable
GALLBLADDER		KIDNEYS			Parasites
✓	Empty	✓	Unremarkable	TESTIS UD	
	Full		Pale		Immature
	Yellow		Swollen		Mature
	Green		Soft		Ripe
	Enlarged		Hemorrhagic		Constructed
	Parasites		Stones		Growth
STOMACH			Growths	OTHER OBSERVATIONS	
✓	Unremarkable		Cysts		
✓	Empty		Parasites (urinary bladder)		
	Food	COMMENTS: @WF = Winter Flounder			
	Mucous				
	Fluid				
	Hemorrhagic	NA = not applicable; NE = not evaluated; RE = recording error; UD = undetermined			

SPECIMEN DATA FORM

CHECKLIST FOR PHYSICAL EXAMINATION OF FISHES		
Collection Date: 7-27-15	Examined By:	Camera: NA
Exam Date: 7-27-15	Recorded By:	Photo numbers: NA
Sex: UD Gonads not removed	Body Weight (g): 39	Tissues Photographed: NA
Specimen ID: WF02 @	Gonad Weight (g): UD	Length (mm) 171

EXTERNAL PHYSICAL EXAMINATION					
BODY FORM		ISTHMUS		BRANCHIAL CAVITY	
	Unremarkable	✓	Unremarkable	✓	Unremarkable
	Emaciated		Enlarged		Growths
	Truncate		Hemorrhagic		Parasites
	Scoliosis	EYES		UROGENITAL OPENING	
	Lordosis	✓	Unremarkable	✓	Unremarkable
BODY SURFACE			Popeye		Inflamed
✓	Unremarkable		Cloudy cornea	ANUS	
	Raised scales		Missing	✓	Unremarkable
	Swollen		Lens deformed		Inflamed
	Lesions		Lens parasites	LESIONS – Location(s)	
	Excess mucous		Lens cataract	NA	Fins
	Reoriented scales	FINS			Head
	Growths	✓	Unremarkable		Eyes
	Parasites		Frayed – eroded		Mouth
	Wounds		Parasites		Peduncle
	Wounds - lamprey		Hemorrhagic		Ventral
LIPS AND JAWS			Gas Bubbles		Dorsal
✓	Unremarkable	FINS - ERODED			Lateral
	Deformed	NA	Dorsal	BEHAVIOR	
	Growths		Pectoral	NB	Gasping
SNOUT			Pelvic		Flashing
✓	Unremarkable		Anal		Lethargic
	Pugnose (Pughead)		Adipose		Fin twitching
	Growths		Caudal		Convulsions
	Abrasions	GILLS			Head Up-Tail Down
BARBELS		✓	Unremarkable		Head-tail whirling
NA	Unremarkable		Bright red		Pectoral fins folded forwarded
	Deformed		Brown		Belly up
	Missing		Gas bubbles		Loss of balance
OPERCLE			Parasites		Long axis whirling
✓	Unremarkable	PSEUDOBRANCH		OTHER OBSERVATIONS	
	Incomplete	✓	Unremarkable		
	Deformed		Enlarged		

INTERNAL PHYSICAL EXAMINATION					
BODY CAVITY		INTESTINES		OVARIES UD	
✓	Unremarkable		Unremarkable		Immature
	Fluid – clear		Flaccid		Mature
	Fluid – bloody	✓	Mucous		Ripe
	Fluid – cloudy		Feces		Reabsorbing
	Adhesions		Fluid		Growth
MESENTERIC FAT			Hemorrhagic	MUSCLE	
✓	Unremarkable		Parasites	✓	Unremarkable
	None	SPLEEN			Soft
	Excessive	✓	Unremarkable		Parasites
LIVER			Enlarged	TUMORS	
✓	Unremarkable		Shrunken	NA	Liver
	Discolored		Discolored		I Baumann
	Yellowish		Ceroid Pigment Centers		II Scale
	Pale	GAS BLADDER			III
	Enlarged	NA	Unremarkable		
	Growths		Fluid	PYLORIC CAECA	
	Parasites		Growths	NA	Unremarkable
GALLBLADDER		KIDNEYS			Parasites
✓	Empty	✓	Unremarkable	TESTIS UD	
	Full		Pale		Immature
	Yellow		Swollen		Mature
	Green		Soft		Ripe
	Enlarged		Hemorrhagic		Constructed
	Parasites		Stones		Growth
STOMACH			Growths	OTHER OBSERVATIONS	
✓	Unremarkable		Cysts		
✓	Empty		Parasites (urinary bladder)		
	Food	COMMENTS: @ WF = Winter Flounder			
	Mucous				
	Fluid				
	Hemorrhagic	NA = not applicable; NE = not evaluated; RE = recording error; UD = undetermined			

SPECIMEN DATA FORM

CHECKLIST FOR PHYSICAL EXAMINATION OF FISHES		
Collection Date: 7-27-15	Examined By:	Camera: NA
Exam Date: 7-27-15	Recorded By:	Photo numbers: NA
Sex: UD Gonads not reserved	Body Weight (g): 29	Tissues Photographed: NA
Specimen ID: WF03 ⑥	Gonad Weight (g): UD	Length (mm): 142

EXTERNAL PHYSICAL EXAMINATION					
BODY FORM		ISTHMUS		BRANCHIAL CAVITY	
✓	Unremarkable	✓	Unremarkable	✓	Unremarkable
	Emaciated		Enlarged		Growths
	Truncate		Hemorrhagic		Parasites
	Scoliosis	EYES		UROGENITAL OPENING	
	Lordosis	✓	Unremarkable	✓	Unremarkable
BODY SURFACE			Popeye		Inflamed
✓	Unremarkable		Cloudy cornea	ANUS	
	Raised scales		Missing	✓	Unremarkable
	Swollen		Lens deformed		Inflamed
	Lesions		Lens parasites	LESIONS – Location(s)	
	Excess mucous		Lens cataract	NA	Fins
	Reoriented scales	FINS			Head
	Growths	✓	Unremarkable		Eyes
	Parasites		Frayed -- eroded		Mouth
	Wounds		Parasites		Peduncle
	Wounds - lamprey		Hemorrhagic		Ventral
LIPS AND JAWS			Gas Bubbles		Dorsal
✓	Unremarkable	FINS - ERODED			Lateral
	Deformed	NA	Dorsal	BEHAVIOR	
	Growths		Pectoral	NE	Gasping
SNOUT			Pelvic		Flashing
✓	Unremarkable		Anal		Lethargic
	Pugnose (Pughead)		Adipose		Fin twitching
	Growths		Caudal		Convulsions
	Abrasions	GILLS @			Head Up-Tail Down
BARBELS		NE	Unremarkable		Head-tail whirling
NA	Unremarkable		Bright red		Pectoral fins folded forwarded
	Deformed		Brown		Belly up
	Missing		Gas bubbles		Loss of balance
OPERCLE			Parasites		Long axis whirling
✓	Unremarkable	PSEUDOBRANCH		OTHER OBSERVATIONS	
	Incomplete	✓	Unremarkable		
	Deformed		Enlarged		

INTERNAL PHYSICAL EXAMINATION					
BODY CAVITY		INTESTINES		OVARIES UD	
✓	Unremarkable	✓	Unremarkable		Immature
	Fluid – clear		Flaccid		Mature
	Fluid – bloody		Mucous		Ripe
	Fluid – cloudy	✓	Feces		Reabsorbing
	Adhesions		Fluid		Growth
MESENTERIC FAT			Hemorrhagic	MUSCLE	
✓	Unremarkable		Parasites	✓	Unremarkable
	None	SPLEEN			Soft
	Excessive	✓	Unremarkable		Parasites
LIVER			Enlarged	TUMORS	
✓	Unremarkable		Shrunken	NA	Liver
	Discolored		Discolored		I Baumann
	Yellowish		Ceroid Pigment Centers		II Scale
	Pale	GAS BLADDER			III
	Enlarged	NA	Unremarkable		
	Growths		Fluid	PYLORIC CAECA	
	Parasites		Growths	NA	Unremarkable
GALLBLADDER		KIDNEYS			Parasites
✓	Empty	✓	Unremarkable	TESTIS UD	
	Full		Pale		Immature
	Yellow		Swollen		Mature
	Green		Soft		Ripe
	Enlarged		Hemorrhagic		Constructed
	Parasites		Stones		Growth
STOMACH			Growths	OTHER OBSERVATIONS	
✓	Unremarkable		Cysts		
✓	Empty		Parasites (urinary bladder)		
	Food	COMMENTS: ⑥ WF = Winter Flounder			
	Mucous				
	Fluid				
	Hemorrhagic	NA = not applicable; NE = not evaluated; RE = recording error; UD = undetermined			

@RE JW 7-27-15

SPECIMEN DATA FORM

CHECKLIST FOR PHYSICAL EXAMINATION OF FISHES		
Collection Date: 7-27-15	Examined By:	Camera: NA
Exam Date: 7-27-15	Recorded By:	Photo numbers: NA
Sex: UD Gonads not recovered	Body Weight (g): 41	Tissues Photographed: NA
Specimen ID: WF-04@	Gonad Weight (g): UD	Length (mm): 156

EXTERNAL PHYSICAL EXAMINATION					
BODY FORM		ISTHMUS		BRANCHIAL CAVITY	
✓	Unremarkable	✓	Unremarkable	✓	Unremarkable
	Emaciated		Enlarged		Growths
	Truncate		Hemorrhagic		Parasites
	Scoliosis	EYES		UROGENITAL OPENING	
	Lordosis	✓	Unremarkable	✓	Unremarkable
BODY SURFACE			Popeye		Inflamed
✓	Unremarkable		Cloudy cornea	ANUS	
	Raised scales		Missing	✓	Unremarkable
	Swollen		Lens deformed		Inflamed
	Lesions		Lens parasites	LESIONS – Location(s)	
	Excess mucous		Lens cataract	NA	Fins
	Reoriented scales	FINS			Head
	Growths	✓	Unremarkable		Eyes
	Parasites		Frayed – eroded		Mouth
	Wounds		Parasites		Peduncle
	Wounds - lamprey		Hemorrhagic		Ventral
LIPS AND JAWS			Gas Bubbles		Dorsal
✓	Unremarkable	FINS - ERODED			Lateral
	Deformed	NA	Dorsal	BEHAVIOR	
	Growths		Pectoral	NE	Gasping
SNOUT			Pelvic		Flashing
✓	Unremarkable		Anal		Lethargic
	Pugnose (Pughead)		Adipose		Fin twitching
	Growths		Caudal		Convulsions
	Abrasions	GILLS			Head Up-Tail Down
BARBELS		✓	Unremarkable		Head-tail whirling
NA	Unremarkable		Bright red		Pectoral fins folded forwarded
	Deformed		Brown		Belly up
	Missing		Gas bubbles		Loss of balance
OPERCLE			Parasites		Long axis whirling
✓	Unremarkable	PSEUDOBRANCH		OTHER OBSERVATIONS	
	Incomplete	✓	Unremarkable		
	Deformed		Enlarged		

INTERNAL PHYSICAL EXAMINATION					
BODY CAVITY		INTESTINES		OVARIES (2D)	
✓	Unremarkable	✓	Unremarkable		Immature
	Fluid – clear		Flaccid		Mature
	Fluid – bloody		Mucous		Ripe
	Fluid – cloudy	✓	Feces		Reabsorbing
	Adhesions		Fluid		Growth
MESENTERIC FAT			Hemorrhagic	MUSCLE	
✓	Unremarkable		Parasites	✓	Unremarkable
	None	SPLEEN			Soft
	Excessive	✓	Unremarkable		Parasites
LIVER			Enlarged	TUMORS	
✓	Unremarkable		Shrunken	NA	Liver
	Discolored		Discolored		I Baumann
	Yellowish		Ceroid Pigment Centers		II Scale
	Pale	GAS BLADDER			III
	Enlarged	NA	Unremarkable		
	Growths		Fluid	PYLORIC CAECA	
	Parasites		Growths	NA	Unremarkable
GALLBLADDER		KIDNEYS			Parasites
✓	Empty	✓	Unremarkable	TESTIS (2D)	
	Full		Pale		Immature
	Yellow		Swollen		Mature
	Green		Soft		Ripe
	Enlarged		Hemorrhagic		Constructed
	Parasites		Stones		Growth
STOMACH			Growths	OTHER OBSERVATIONS	
✓	Unremarkable		Cysts		
✓	Empty		Parasites (urinary bladder)		
	Food	COMMENTS: @WF = Winter Flounder			
	Mucous				
	Fluid				
	Hemorrhagic	NA = not applicable; NE = not evaluated; RE = recording error; UD = undetermined			

SPECIMEN DATA FORM

CHECKLIST FOR PHYSICAL EXAMINATION OF FISHES		
Collection Date: 5-27-15	Examined By:	Camera: NA
Exam Date: 5-27-15	Recorded By:	Photo numbers: NA
Sex: UD Gonads not recovered	Body Weight (g): 51	Tissues Photographed: NA
Specimen ID: WF05@	Gonad Weight (g): UD	Length (mm): 160

EXTERNAL PHYSICAL EXAMINATION					
BODY FORM		ISTHMUS		BRANCHIAL CAVITY	
✓	Unremarkable	✓	Unremarkable	✓	Unremarkable
	Emaciated		Enlarged		Growths
	Truncate		Hemorrhagic		Parasites
	Scoliosis	EYES		UROGENITAL OPENING	
	Lordosis	✓	Unremarkable	✓	Unremarkable
BODY SURFACE			Popeye		Inflamed
✓	Unremarkable		Cloudy cornea	ANUS	
	Raised scales		Missing	✓	Unremarkable
	Swollen		Lens deformed		Inflamed
	Lesions		Lens parasites	LESIONS – Location(s)	
	Excess mucous		Lens cataract	NA	Fins
	Reoriented scales	FINS			Head
	Growths	✓	Unremarkable		Eyes
	Parasites		Frayed – eroded		Mouth
	Wounds		Parasites		Peduncle
	Wounds - lamprey		Hemorrhagic		Ventral
LIPS AND JAWS			Gas Bubbles		Dorsal
✓	Unremarkable	FINS - ERODED			Lateral
	Deformed	NA	Dorsal	BEHAVIOR	
	Growths		Pectoral	NE	Gasping
SNOUT			Pelvic		Flashing
✓	Unremarkable		Anal		Lethargic
	Pugnose (Pughead)		Adipose		Fin twitching
	Growths		Caudal		Convulsions
	Abrasions	GILLS			Head Up-Tail Down
BARBELS		✓	Unremarkable		Head-tail whirling
NA	Unremarkable		Bright red		Pectoral fins folded forwarded
	Deformed		Brown		Belly up
	Missing		Gas bubbles		Loss of balance
OPERCLE			Parasites		Long axis whirling
✓	Unremarkable	PSEUDOBRANCH		OTHER OBSERVATIONS	
	Incomplete	✓	Unremarkable		
	Deformed		Enlarged		

INTERNAL PHYSICAL EXAMINATION					
BODY CAVITY		INTESTINES		OVARIES UD	
✓	Unremarkable	✓	Unremarkable		Immature
	Fluid – clear		Flaccid		Mature
	Fluid – bloody		Mucous		Ripe
	Fluid – cloudy	✓	Feces		Reabsorbing
	Adhesions		Fluid		Growth
MESENTERIC FAT			Hemorrhagic	MUSCLE	
✓	Unremarkable		Parasites	✓	Unremarkable
	None	SPLEEN			Soft
	Excessive	✓	Unremarkable		Parasites
LIVER			Enlarged	TUMORS	
✓	Unremarkable		Shrunken	NA	Liver
	Discolored		Discolored		I Baumann
	Yellowish		Cerold Pigment Centers		II Scale
	Pale	GAS BLADDER			III
	Enlarged	NA	Unremarkable		
	Growths		Fluid	PYLORIC CAECA	
	Parasites		Growths	NA	Unremarkable
GALLBLADDER		KIDNEYS			Parasites
✓	Empty	✓	Unremarkable	TESTIS UD	
	Full		Pale		Immature
	Yellow		Swollen		Mature
	Green		Soft		Ripe
	Enlarged		Hemorrhagic		Constructed
	Parasites		Stones		Growth
STOMACH			Growths	OTHER OBSERVATIONS	
✓	Unremarkable		Cysts		
✓	Empty		Parasites (urinary bladder)		
	Food	COMMENTS: @ WF = Winter Flounder			
	Mucous				
	Fluid				
	Hemorrhagic	NA = not applicable; NE = not evaluated; RE = recording error; UD = undetermined			

SPECIMEN DATA FORM

CHECKLIST FOR PHYSICAL EXAMINATION OF FISHES		
Collection Date: 7-27-15	Examined By:	Camera: NA
Exam Date: 7-27-15	Recorded By:	Photo numbers: NA
Sex: F	Body Weight (g): 146.0	Tissues Photographed: NA
Specimen ID: PV01	Gonad Weight (g): 1.52	Length (mm): 178

EXTERNAL PHYSICAL EXAMINATION					
BODY FORM		ISTHMUS		BRANCHIAL CAVITY	
✓	Unremarkable	✓	Unremarkable	✓	Unremarkable
	Emaciated		Enlarged		Growths
	Truncate		Hemorrhagic		Parasites
	Scoliosis	EYES		UROGENITAL OPENING	
	Lordosis	✓	Unremarkable	✓	Unremarkable
BODY SURFACE			Popeye		Inflamed
✓	Unremarkable		Cloudy cornea	ANUS	
	Raised scales		Missing	✓	Unremarkable
	Swollen		Lens deformed		Inflamed
	Lesions		Lens parasites	LESIONS – Location(s)	
	Excess mucous		Lens cataract	NA	Fins
	Reoriented scales	FINS			Head
	Growths	✓	Unremarkable		Eyes
	Parasites		Frayed – eroded		Mouth
	Wounds		Parasites		Peduncle
	Wounds - lamprey		Hemorrhagic		Ventral
LIPS AND JAWS			Gas Bubbles		Dorsal
✓	Unremarkable	FINS - ERODED			Lateral
	Deformed	NA	Dorsal	BEHAVIOR	
	Growths		Pectoral	NE	Gasping
SNOUT			Pelvic		Flashing
✓	Unremarkable		Anal		Lethargic
	Pugnose (Pughead)		Adipose		Fin twitching
	Growths		Caudal		Convulsions
	Abrasions	GILLS			Head Up-Tail Down
BARBELS		✓	Unremarkable		Head-tail whirling
NA	Unremarkable		Bright red		Pectoral fins folded forwarded
	Deformed		Brown		Belly up
	Missing		Gas bubbles		Loss of balance
OPERCLE			Parasites		Long axis whirling
✓	Unremarkable	PSEUDOBRANCH		OTHER OBSERVATIONS	
	Incomplete	✓	Unremarkable		
	Deformed		Enlarged		

INTERNAL PHYSICAL EXAMINATION					
BODY CAVITY		INTESTINES		OVARIES	
✓	Unremarkable	✓	Unremarkable		Immature
	Fluid – clear		Flaccid	✓	Mature
	Fluid – bloody	✓	Mucous		Ripe
	Fluid – cloudy	✓	Feces		Reabsorbing
	Adhesions		Fluid		Growth
MESENTERIC FAT			Hemorrhagic	MUSCLE	
✓	Unremarkable		Parasites	✓	Unremarkable
	None	SPLEEN			Soft
	Excessive	✓	Unremarkable		Parasites
LIVER			Enlarged	TUMORS	
✓	Unremarkable		Shrunken	NA	Liver
	Discolored		Discolored		I Baumann
	Yellowish		Ceroid Pigment Centers		II Scale
	Pale	GAS BLADDER			III
	Enlarged	✓	Unremarkable		
	Growths		Fluid	PYLORIC CAECA	
	Parasites		Growths	NA	Unremarkable
GALLBLADDER		KIDNEYS			Parasites
	Empty	✓	Unremarkable	TESTIS NA	
✓	Full Partially		Pale		Immature
	Yellow		Swollen		Mature
	Green		Soft		Ripe
	Enlarged		Hemorrhagic		Constructed
	Parasites		Stones		Growth
STOMACH			Growths	OTHER OBSERVATIONS	
✓	Unremarkable		Cysts		
✓	Empty		Parasites (urinary bladder)		
	Food	COMMENTS: @ PV = Northern Pikeminnow			
	Mucous				
	Fluid				
	Hemorrhagic	NA = not applicable; NE = not evaluated; RE = recording error; UD = undetermined			

SPECIMEN DATA FORM

CHECKLIST FOR PHYSICAL EXAMINATION OF FISHES		
Collection Date: 7-27-15	Examined By:	Camera: NA
Exam Date: 7-27-15	Recorded By:	Photo numbers: NA
Sex: UD Too immature to sex	Body Weight (g): 6.8	Tissues Photographed: NA
Specimen ID: AT01 (6)	Gonad Weight (g): 0.05	Length (mm): 96

EXTERNAL PHYSICAL EXAMINATION					
BODY FORM		ISTHMUS		BRANCHIAL CAVITY	
✓	Unremarkable	✓	Unremarkable	✓	Unremarkable
	Emaciated		Enlarged		Growths
	Truncate		Hemorrhagic		Parasites
	Scoliosis	EYES		UROGENITAL OPENING	
	Lordosis	✓	Unremarkable	✓	Unremarkable
BODY SURFACE			Popeye		Inflamed
✓	Unremarkable		Cloudy cornea	ANUS	
	Raised scales		Missing	✓	Unremarkable
	Swollen		Lens deformed		Inflamed
	Lesions		Lens parasites	LESIONS – Location(s)	
	Excess mucous		Lens cataract	NA	Fins
	Reoriented scales	FINS			Head
	Growths	✓	Unremarkable		Eyes
	Parasites		Frayed – eroded		Mouth
	Wounds		Parasites		Peduncle
	Wounds - lamprey		Hemorrhagic		Ventral
LIPS AND JAWS			Gas Bubbles		Dorsal
✓	Unremarkable	FINS - ERODED			Lateral
	Deformed	NA	Dorsal	BEHAVIOR	
	Growths		Pectoral	NE	Gasping
SNOUT			Pelvic		Flashing
✓	Unremarkable		Anal		Lethargic
	Pugnose (Pughead)		Adipose		Fin twitching
	Growths		Caudal		Convulsions
	Abrasions	GILLS			Head Up-Tail Down
BARBELS		✓	Unremarkable		Head-tail whirling
NA	Unremarkable		Bright red		Pectoral fins folded forwarded
	Deformed		Brown		Belly up
	Missing		Gas bubbles		Loss of balance
OPERCLE			Parasites		Long axis whirling
✓	Unremarkable	PSEUDOBRANCH		OTHER OBSERVATIONS	
	Incomplete	✓	Unremarkable		
	Deformed		Enlarged		

INTERNAL PHYSICAL EXAMINATION					
BODY CAVITY		INTESTINES		OVARIES UD	
✓	Unremarkable	✓	Unremarkable		Immature
	Fluid – clear		Flaccid		Mature
	Fluid – bloody		Mucous		Ripe
	Fluid – cloudy		Feces		Reabsorbing
	Adhesions		Fluid		Growth
MESENTERIC FAT			Hemorrhagic	MUSCLE	
✓	Unremarkable		Parasites	✓	Unremarkable
	None	SPLEEN			Soft
	Excessive	✓	Unremarkable		Parasites
LIVER			Enlarged	TUMORS	
✓	Unremarkable		Shrunken	NA	Liver
	Discolored		Discolored		I Baumann
	Yellowish		Ceroid Pigment Centers		II Scale
	Pale	GAS BLADDER			III
	Enlarged	✓	Unremarkable		
	Growths		Fluid	PYLORIC CAECA	
	Parasites		Growths	NA	Unremarkable
GALLBLADDER		KIDNEYS			Parasites
(6) NE	Empty	✓	Unremarkable	TESTIS UD	
	Full		Pale		Immature
	Yellow		Swollen		Mature
	Green		Soft		Ripe
	Enlarged		Hemorrhagic		Constructed
	Parasites		Stones		Growth
STOMACH			Growths	OTHER OBSERVATIONS	
✓	Unremarkable		Cysts		
✓	Empty		Parasites (urinary bladder)		
✓	Food	COMMENTS: (6) AT = Atlantic Tomcod			
	Mucous				
	Fluid				
	Hemorrhagic	NA = not applicable; NE = not evaluated; RE = recording error; UD = undetermined			

@RE JW 7-27-15

SPECIMEN DATA FORM

CHECKLIST FOR PHYSICAL EXAMINATION OF FISHES		
Collection Date: 7-27-15	Examined By:	Camera: NA
Exam Date: 7-27-15	Recorded By:	Photo numbers: NA
Sex: UD Gonads not received	Body Weight (g): 9.0	Tissues Photographed: NA
Specimen ID: A102 @	Gonad Weight (g): UD	length (mm): 101

EXTERNAL PHYSICAL EXAMINATION					
BODY FORM		ISTHMUS		BRANCHIAL CAVITY	
✓	Unremarkable	✓	Unremarkable	✓	Unremarkable
	Emaciated		Enlarged		Growths
	Truncate		Hemorrhagic		Parasites
	Scoliosis	EYES		UROGENITAL OPENING	
	Lordosis	✓	Unremarkable	✓	Unremarkable
BODY SURFACE			Popeye		Inflamed
✓	Unremarkable		Cloudy cornea	ANUS	
	Raised scales		Missing	✓	Unremarkable
	Swollen		Lens deformed		Inflamed
	Lesions		Lens parasites	LESIONS – Location(s)	
	Excess mucous		Lens cataract	NA	Fins
	Reoriented scales	FINS			Head
	Growths	✓	Unremarkable		Eyes
	Parasites		Frayed – eroded		Mouth
	Wounds		Parasites		Peduncle
	Wounds - lamprey		Hemorrhagic		Ventral
LIPS AND JAWS			Gas Bubbles		Dorsal
✓	Unremarkable	FINS - ERODED			Lateral
	Deformed	NA	Dorsal	BEHAVIOR	
	Growths		Pectoral	NE	Gasping
SNOUT			Pelvic		Flashing
✓	Unremarkable		Anal		Lethargic
	Pugnose (Pughead)		Adipose		Fin twitching
	Growths		Caudal		Convulsions
	Abrasions	GILLS			Head Up-Tail Down
BARBELS		✓	Unremarkable		Head-tail whirling
NA	Unremarkable		Bright red		Pectoral fins folded forwarded
	Deformed		Brown		Belly up
	Missing		Gas bubbles		Loss of balance
OPERCLE			Parasites		Long axis whirling
✓	Unremarkable	PSEUDOBRANCH		OTHER OBSERVATIONS	
	Incomplete	✓	Unremarkable		
	Deformed		Enlarged		

INTERNAL PHYSICAL EXAMINATION					
BODY CAVITY		INTESTINES		OVARIES UD	
✓	Unremarkable	✓	Unremarkable		Immature
	Fluid – clear		Flaccid		Mature
	Fluid – bloody		Mucous		Ripe
	Fluid – cloudy	✓	Feces		Reabsorbing
	Adhesions		Fluid		Growth
MESENTERIC FAT			Hemorrhagic	MUSCLE	
✓	Unremarkable		Parasites	✓	Unremarkable
	None	SPLEEN			Soft
	Excessive	✓	Unremarkable		Parasites
LIVER			Enlarged	TUMORS	
✓	Unremarkable		Shrunken	NA	Liver
	Discolored		Discolored		I Baumann
	Yellowish		Ceroid Pigment Centers		II Scale
	Pale	GAS BLADDER			III
	Enlarged	✓	Unremarkable		
	Growths		Fluid	PYLORIC CAECA	
	Parasites		Growths	NA	Unremarkable
GALLBLADDER		KIDNEYS			Parasites
NE	Empty	✓	Unremarkable	TESTIS UD	
	Full		Pale		Immature
	Yellow		Swollen		Mature
	Green		Soft		Ripe
	Enlarged		Hemorrhagic		Constructed
	Parasites		Stones		Growth
STOMACH			Growths	OTHER OBSERVATIONS	
✓	Unremarkable		Cysts		
✓	Empty		Parasites (urinary bladder)		
	Food	COMMENTS: @AT = Atlantic Tomcod			
	Mucous				
	Fluid				
	Hemorrhagic	NA = not applicable; NE = not evaluated; RE = recording error; UD = undetermined			

SPECIMEN DATA FORM

CHECKLIST FOR PHYSICAL EXAMINATION OF FISHES		
Collection Date: 7-27-15	Examined By:	Camera: NA
Exam Date: 7-27-15	Recorded By:	Photo numbers: NA
Sex: UD Too immature to sex	Body Weight (g): 8.0	Tissues Photographed: NA
Specimen ID: ATO3 (a)	Gonad Weight (g): 0.04	Length (mm): 102

EXTERNAL PHYSICAL EXAMINATION					
BODY FORM		ISTHMUS		BRANCHIAL CAVITY	
✓	Unremarkable	✓	Unremarkable	✓	Unremarkable
	Emaciated		Enlarged		Growths
	Truncate		Hemorrhagic		Parasites
	Scoliosis	EYES		UROGENITAL OPENING	
	Lordosis	✓	Unremarkable	✓	Unremarkable
BODY SURFACE			Popeye		Inflamed
✓	Unremarkable		Cloudy cornea	ANUS	
	Raised scales		Missing	✓	Unremarkable
	Swollen		Lens deformed		Inflamed
	Lesions		Lens parasites	LESIONS – Location(s)	
	Excess mucous		Lens cataract	NA	Fins
	Reoriented scales	FINS			Head
	Growths	✓	Unremarkable		Eyes
	Parasites		Frayed – eroded		Mouth
	Wounds		Parasites		Peduncle
	Wounds - lamprey		Hemorrhagic		Ventral
LIPS AND JAWS			Gas Bubbles		Dorsal
✓	Unremarkable	FINS - ERODED			Lateral
	Deformed	NA	Dorsal	BEHAVIOR	
	Growths		Pectoral	NE	Gasping
SNOUT			Pelvic		Flashing
✓	Unremarkable		Anal		Lethargic
	Pugnose (Pughead)		Adipose		Fin twitching
	Growths		Caudal		Convulsions
	Abrasions	GILLS			Head Up-Tail Down
BARBELS		✓	Unremarkable		Head-tail whirling
NA	Unremarkable		Bright red		Pectoral fins folded forwarded
	Deformed		Brown		Belly up
	Missing		Gas bubbles		Loss of balance
OPERCLE			Parasites		Long axis whirling
✓	Unremarkable	PSEUDOBRANCH		OTHER OBSERVATIONS	
	Incomplete	✓	Unremarkable		
	Deformed		Enlarged		

INTERNAL PHYSICAL EXAMINATION					
BODY CAVITY		INTESTINES		OVARIES UD	
✓	Unremarkable	✓	Unremarkable		Immature
	Fluid – clear		Flaccid		Mature
	Fluid – bloody	✓	Mucous		Ripe
	Fluid – cloudy		Feces		Reabsorbing
	Adhesions		Fluid		Growth
MESENTERIC FAT			Hemorrhagic	MUSCLE	
✓	Unremarkable		Parasites	✓	Unremarkable
	None	SPLEEN			Soft
	Excessive	✓	Unremarkable		Parasites
LIVER			Enlarged	TUMORS	
✓	Unremarkable		Shrunken	NA	Liver
	Discolored		Discolored		I Baumann
	Yellowish		Cerold Pigment Centers		II Scale
	Pale	GAS BLADDER			III
	Enlarged	✓	Unremarkable		
	Growths		Fluid	PYLORIC CAECA	
	Parasites		Growths	NA	Unremarkable
GALLBLADDER		KIDNEYS			Parasites
NE	Empty	✓	Unremarkable	TESTIS UD	
	Full		Pale		Immature
	Yellow		Swollen		Mature
	Green		Soft		Ripe
	Enlarged		Hemorrhagic		Constructed
	Parasites		Stones		Growth
STOMACH			Growths	OTHER OBSERVATIONS	
✓	Unremarkable		Cysts		
✓	Empty		Parasites (urinary bladder)		
	Food	COMMENTS: (a) ATO3 = Atlantic Tomcod			
	Mucous				
	Fluid				
	Hemorrhagic	NA = not applicable; NE = not evaluated; RE = recording error; UD = undetermined			

SPECIMEN DATA FORM

CHECKLIST FOR PHYSICAL EXAMINATION OF FISHES		
Collection Date: 7-27-15	Examined By:	Camera: NA
Exam Date: 7-27-15	Recorded By:	Photo numbers: NA
Sex: UD Too Immature to sex	Body Weight (g): 3.0	Tissues Photographed: NA
Specimen ID: AT04 (b)	Gonad Weight (g): 0.04	Length (mm): 96

EXTERNAL PHYSICAL EXAMINATION					
BODY FORM		ISTHMUS		BRANCHIAL CAVITY	
✓	Unremarkable	✓	Unremarkable	✓	Unremarkable
	Emaciated		Enlarged		Growths
	Truncate		Hemorrhagic		Parasites
	Scoliosis	EYES		UROGENITAL OPENING	
	Lordosis	✓	Unremarkable	✓	Unremarkable
BODY SURFACE			Popeye		Inflamed
✓	Unremarkable		Cloudy cornea	ANUS	
	Raised scales		Missing	✓	Unremarkable
	Swollen		Lens deformed		Inflamed
	Lesions		Lens parasites	LESIONS – Location(s)	
	Excess mucous		Lens cataract	NA	Fins
	Reoriented scales	FINS			Head
	Growths	✓	Unremarkable		Eyes
	Parasites		Frayed – eroded		Mouth
	Wounds		Parasites		Peduncle
	Wounds - lamprey		Hemorrhagic		Ventral
LIPS AND JAWS			Gas Bubbles		Dorsal
✓	Unremarkable	FINS - ERODED			Lateral
	Deformed	NA	Dorsal	BEHAVIOR	
	Growths		Pectoral	NE	Gasping
SNOUT			Pelvic		Flashing
✓	Unremarkable		Anal		Lethargic
	Pugnose (Pughead)		Adipose		Fin twitching
	Growths		Caudal		Convulsions
	Abrasions	GILLS			Head Up-Tail Down
BARBELS		✓	Unremarkable		Head-tail whirling
NA	Unremarkable		Bright red		Pectoral fins folded forwarded
	Deformed		Brown		Belly up
	Missing		Gas bubbles		Loss of balance
OPERCLE			Parasites		Long axis whirling
✓	Unremarkable	PSEUDOBRANCH		OTHER OBSERVATIONS	
	Incomplete	✓	Unremarkable		
	Deformed		Enlarged		

INTERNAL PHYSICAL EXAMINATION					
BODY CAVITY		INTESTINES		OVARIES UD	
✓	Unremarkable	✓	Unremarkable		Immature
	Fluid – clear		Flaccid		Mature
	Fluid – bloody		Mucous		Ripe
	Fluid – cloudy	✓	Feces		Reabsorbing
	Adhesions		Fluid		Growth
MESENTERIC FAT			Hemorrhagic	MUSCLE	
✓	Unremarkable		Parasites	✓	Unremarkable
	None	SPLEEN			Soft
	Excessive	✓	Unremarkable		Parasites
LIVER			Enlarged	TUMORS	
✓	Unremarkable		Shrunken	NA	Liver
	Discolored		Discolored		I Baumann
	Yellowish		Ceroid Pigment Centers		II Scale
	Pale	GAS BLADDER			III
	Enlarged	✓	Unremarkable		
	Growths		Fluid	PYLORIC CAECA	
	Parasites		Growths	NA	Unremarkable
GALLBLADDER		KIDNEYS			Parasites
(a) NA	Empty NE	✓	Unremarkable	TESTIS UD	
	Full		Pale		Immature
	Yellow		Swollen		Mature
	Green		Soft		Ripe
	Enlarged		Hemorrhagic		Constructed
	Parasites		Stones		Growth
STOMACH			Growths	OTHER OBSERVATIONS	
✓	Unremarkable		Cysts		
✓	Empty		Parasites (urinary bladder)		
✓	Food	COMMENTS: (b) AT = Atlantic Tomcod			
	Mucous				
	Fluid				
	Hemorrhagic	NA = not applicable; NE = not evaluated; RE = recording error; UD = undetermined			

(a) RE DW 7-27-15

SPECIMEN DATA FORM

CHECKLIST FOR PHYSICAL EXAMINATION OF FISHES		
Collection Date: 7-27-15	Examined By:	Camera: Olympus TG-3
Exam Date: 7-27-15	Recorded By:	Photo numbers: 1
Sex: UD Gonads not recovered	Body Weight (g): 5.0	Tissues Photographed: @ Left trunk
Specimen ID: AT05 (b)	Gonad Weight (g): UD	Length (mm): 490

EXTERNAL PHYSICAL EXAMINATION					
BODY FORM		ISTHMUS		BRANCHIAL CAVITY	
✓	Unremarkable	✓	Unremarkable	✓	Unremarkable
	Emaciated		Enlarged		Growths
	Truncate		Hemorrhagic		Parasites
	Scoliosis	EYES		UROGENITAL OPENING	
	Lordosis	✓	Unremarkable	✓	Unremarkable
BODY SURFACE			Popeye		Inflamed
	Unremarkable		Cloudy cornea	ANUS	
	Raised scales		Missing	✓	Unremarkable
	Swollen		Lens deformed		Inflamed
	Lesions		Lens parasites	LESIONS – Location(s)	
	Excess mucous		Lens cataract	NA	Fins
	Reoriented scales	FINS			Head
	Growths	✓	Unremarkable		Eyes
✓	Parasites		Frayed – eroded		Mouth
	Wounds		Parasites		Peduncle
	Wounds - lamprey		Hemorrhagic		Ventral
LIPS AND JAWS			Gas Bubbles		Dorsal
✓	Unremarkable	FINS - ERODED			Lateral
	Deformed	NA	Dorsal	BEHAVIOR	
	Growths		Pectoral	NE	Gasping
SNOUT			Pelvic		Flashing
✓	Unremarkable		Anal		Lethargic
	Pugnose (Pughead)		Adipose		Fin twitching
	Growths		Caudal		Convulsions
	Abrasions	GILLS			Head Up-Tail Down
BARBELS		✓	Unremarkable		Head-tail whirling
NA	Unremarkable		Bright red		Pectoral fins folded forwarded
	Deformed		Brown		Belly up
	Missing		Gas bubbles		Loss of balance
OPERCLE			Parasites		Long axis whirling
✓	Unremarkable	PSEUDOBRANCH		OTHER OBSERVATIONS	
	Incomplete	✓	Unremarkable		
	Deformed		Enlarged		

INTERNAL PHYSICAL EXAMINATION					
BODY CAVITY		INTESTINES		OVARIES UD	
✓	Unremarkable	✓	Unremarkable		Immature
	Fluid – clear		Flaccid		Mature
	Fluid – bloody	✓	Mucous		Ripe
	Fluid – cloudy	✓	Feces		Reabsorbing
	Adhesions		Fluid		Growth
MESENTERIC FAT			Hemorrhagic	MUSCLE	
✓	Unremarkable		Parasites	✓	Unremarkable
	None	SPLEEN			Soft
	Excessive	✓	Unremarkable		Parasites
LIVER			Enlarged	TUMORS	
✓	Unremarkable		Shrunken	NA	Liver
	Discolored		Discolored		I Baumann
	Yellowish		Ceroid Pigment Centers		II Scale
	Pale	GAS BLADDER			III
	Enlarged	✓	Unremarkable		
	Growths		Fluid	PYLORIC CAECA	
	Parasites		Growths	NA	Unremarkable
GALLBLADDER		KIDNEYS			Parasites
NE	Empty	✓	Unremarkable	TESTIS UD	
	Full		Pale		Immature
	Yellow		Swollen		Mature
	Green		Soft		Ripe
	Enlarged		Hemorrhagic		Constructed
	Parasites		Stones		Growth
STOMACH			Growths	OTHER OBSERVATIONS	
✓	Unremarkable		Cysts		
✓	Empty		Parasites (urinary bladder)		
	Food	COMMENTS (b) AT = Atlantic Tomcod			
	Mucous				
	Fluid				
	Hemorrhagic	NA = not applicable; NE = not evaluated; RE = recording error; UD = undetermined			

(a) RE DW 7-27-15

SPECIMEN DATA FORM

CHECKLIST FOR PHYSICAL EXAMINATION OF FISHES		
Collection Date: 7-27-15	Examined By:	Camera: NA
Exam Date: 7-27-15	Recorded By:	Photo numbers: NA
Sex: F	Body Weight (g): 218.0	Tissues Photographed: NA
Specimen ID: SF10 (b)	Gonad Weight (g): 0.57	Length (mm): 295

EXTERNAL PHYSICAL EXAMINATION					
BODY FORM		ISTHMUS		BRANCHIAL CAVITY	
✓	Unremarkable	✓	Unremarkable	✓	Unremarkable
	Emaciated		Enlarged		Growths
	Truncate		Hemorrhagic		Parasites
	Scoliosis	EYES		UROGENITAL OPENING	
	Lordosis	✓	Unremarkable	✓	Unremarkable
BODY SURFACE			Popeye		Inflamed
✓	Unremarkable		Cloudy cornea	ANUS	
	Raised scales		Missing	✓	Unremarkable
	Swollen		Lens deformed		Inflamed
	Lesions		Lens parasites	LESIONS – Location(s)	
	Excess mucous		Lens cataract	NA	Fins
	Reoriented scales	FINS			Head
	Growths	✓	Unremarkable		Eyes
	Parasites		Frayed – eroded		Mouth
	Wounds		Parasites		Peduncle
	Wounds - lamprey		Hemorrhagic		Ventral
LIPS AND JAWS			Gas Bubbles		Dorsal
✓	Unremarkable	FINS - ERODED			Lateral
	Deformed	NA	Dorsal	BEHAVIOR	
	Growths		Pectoral	NE	Gasping
SNOUT			Pelvic		Flashing
✓	Unremarkable		Anal		Lethargic
	Pugnose (Pughead)		Adipose		Fin twitching
	Growths		Caudal		Convulsions
	Abrasions	GILLS			Head Up-Tail Down
BARBELS		✓	Unremarkable		Head-tail whirling
NA	Unremarkable		Bright red		Pectoral fins folded forwarded
	Deformed		Brown		Belly up
	Missing		Gas bubbles		Loss of balance
OPERCLE			Parasites		Long axis whirling
✓	Unremarkable	PSEUDOBRANCH		OTHER OBSERVATIONS	
	Incomplete	✓	Unremarkable		
	Deformed		Enlarged		

INTERNAL PHYSICAL EXAMINATION					
BODY CAVITY		INTESTINES		OVARIES	
✓	Unremarkable	✓	Unremarkable	✓	Immature
	Fluid – clear		Flaccid		Mature
	Fluid – bloody		Mucous		Ripe
	Fluid – cloudy	✓	Feces		Reabsorbing
	Adhesions		Fluid		Growth
MESENTERIC FAT			Hemorrhagic	MUSCLE	
✓	Unremarkable		Parasites	✓	Unremarkable
	None	SPLEEN			Soft
	Excessive	✓	Unremarkable		Parasites
LIVER			Enlarged	TUMORS	
✓	Unremarkable		Shrunken	NA	Liver
	Discolored		Discolored		I Baumann
	Yellowish		Cerold Pigment Centers		II Scale
	Pale	GAS BLADDER			III
	Enlarged	NA (a)	Unremarkable		
	Growths		Fluid	PYLORIC CAECA	
	Parasites		Growths	✓	Unremarkable
GALLBLADDER		KIDNEYS			Parasites
✓	Empty	✓	Unremarkable	TESTIS NA	
	Full		Pale		Immature
	Yellow		Swollen		Mature
	Green		Soft		Ripe
	Enlarged		Hemorrhagic		Constructed
	Parasites		Stones		Growth
STOMACH			Growths	OTHER OBSERVATIONS	
✓	Unremarkable		Cysts		
✓	Empty		Parasites (urinary bladder)		
✓	Food	COMMENTS: (b) SF = Summer Flounder			
	Mucous				
	Fluid				
	Hemorrhagic	NA = not applicable; NE = not evaluated; RE = recording error; UD = undetermined			

(a) RE DW 7-27-15

SPECIMEN DATA FORM

CHECKLIST FOR PHYSICAL EXAMINATION OF FISHES		
Collection Date: 7-27-15	Examined By:	Camera: NA
Exam Date: 7-27-15	Recorded By:	Photo numbers: NA
Sex: F	Body Weight (g): 168.10	Tissues Photographed: NA
Specimen ID: SF11 ⑥	Gonad Weight (g): 0.34	Length (mm) 270

EXTERNAL PHYSICAL EXAMINATION					
BODY FORM		ISTHMUS		BRANCHIAL CAVITY	
✓	Unremarkable	✓	Unremarkable	✓	Unremarkable
	Emaciated		Enlarged		Growths
	Truncate		Hemorrhagic		Parasites
	Scoliosis	EYES		UROGENITAL OPENING	
	Lordosis	✓	Unremarkable	✓	Unremarkable
BODY SURFACE			Popeye		Inflamed
✓	Unremarkable		Cloudy cornea	ANUS	
	Raised scales		Missing	✓	Unremarkable
	Swollen		Lens deformed		Inflamed
	Lesions		Lens parasites	LESIONS – Location(s)	
	Excess mucous		Lens cataract	NA	Fins
	Reoriented scales	FINS			Head
	Growths	✓	Unremarkable		Eyes
	Parasites		Frayed – eroded		Mouth
	Wounds		Parasites		Peduncle
	Wounds - lamprey		Hemorrhagic		Ventral
LIPS AND JAWS			Gas Bubbles		Dorsal
✓	Unremarkable	FINS - ERODED			Lateral
	Deformed	NA	Dorsal	BEHAVIOR	
	Growths		Pectoral	NE	Gasping
SNOUT			Pelvic		Flashing
✓	Unremarkable		Anal		Lethargic
	Pugnose (Pughead)		Adipose		Fin twitching
	Growths		Caudal		Convulsions
	Abrasions	GILLS			Head Up-Tail Down
BARBELS		✓	Unremarkable		Head-tail whirling
NA	Unremarkable		Bright red		Pectoral fins folded forwarded
	Deformed		Brown		Belly up
	Missing		Gas bubbles		Loss of balance
OPERCLE			Parasites		Long axis whirling
✓	Unremarkable	PSEUDOBRANCH		OTHER OBSERVATIONS	
	Incomplete	✓	Unremarkable		
	Deformed		Enlarged		

INTERNAL PHYSICAL EXAMINATION					
BODY CAVITY		INTESTINES		OVARIES	
✓	Unremarkable	✓	Unremarkable	✓	Immature
	Fluid – clear		Flaccid		Mature
	Fluid – bloody		Mucous		Ripe
	Fluid – cloudy	✓	Feces		Reabsorbing
	Adhesions		Fluid		Growth
MESENTERIC FAT			Hemorrhagic	MUSCLE	
✓	Unremarkable		Parasites	✓	Unremarkable
	None	SPLEEN			Soft
	Excessive	✓	Unremarkable		Parasites
LIVER			Enlarged	TUMORS	
✓	Unremarkable		Shrunken	NA	Liver
	Discolored		Discolored		I Baumann
	Yellowish		Ceroid Pigment Centers		II Scale
	Pale	GAS BLADDER			III
	Enlarged	NA	Unremarkable		
	Growths		Fluid	PYLORIC CAECA	
	Parasites		Growths	✓	Unremarkable
GALLBLADDER		KIDNEYS			Parasites
	Empty	✓	Unremarkable	TESTIS NA	
✓	Full		Pale		Immature
	Yellow		Swollen		Mature
	Green		Soft		Ripe
	Enlarged		Hemorrhagic		Constructed
	Parasites		Stones		Growth
STOMACH			Growths	OTHER OBSERVATIONS	
✓	Unremarkable		Cysts		
✓	Empty		Parasites (urinary bladder)		
	Food	COMMENTS: ⑥ SF = Summer Flounder			
	Mucous				
	Fluid				
	Hemorrhagic	NA = not applicable; NE = not evaluated; RE = recording error; UD = undetermined			

⑦RE DW 7-27-15

SPECIMEN DATA FORM

CHECKLIST FOR PHYSICAL EXAMINATION OF FISHES		
Collection Date: 7-27-15	Examined By:	Camera: NA
Exam Date: 7-27-15	Recorded By:	Photo numbers: NA
Sex: F	Body Weight (g): 155.0	Tissues Photographed: NA
Specimen ID: SF12 @	Gonad Weight (g): 0.138	Length (mm): 262

EXTERNAL PHYSICAL EXAMINATION					
BODY FORM		ISTHMUS		BRANCHIAL CAVITY	
✓	Unremarkable	✓	Unremarkable	✓	Unremarkable
	Emaciated		Enlarged		Growths
	Truncate		Hemorrhagic		Parasites
	Scoliosis	EYES		UROGENITAL OPENING	
	Lordosis	✓	Unremarkable	✓	Unremarkable
BODY SURFACE			Popeye		Inflamed
✓	Unremarkable		Cloudy cornea	ANUS	
	Raised scales		Missing	✓	Unremarkable
	Swollen		Lens deformed		Inflamed
	Lesions		Lens parasites	LESIONS – Location(s)	
	Excess mucous		Lens cataract	NA	Fins
	Reoriented scales	FINS			Head
	Growths	✓	Unremarkable		Eyes
	Parasites		Frayed – eroded		Mouth
	Wounds		Parasites		Peduncle
	Wounds - lamprey		Hemorrhagic		Ventral
LIPS AND JAWS			Gas Bubbles		Dorsal
✓	Unremarkable	FINS - ERODED			Lateral
	Deformed	NA	Dorsal	BEHAVIOR	
	Growths		Pectoral	NE	Gasping
SNOUT			Pelvic		Flashing
✓	Unremarkable		Anal		Lethargic
	Pugnose (Pughead)		Adipose		Fin twitching
	Growths		Caudal		Convulsions
	Abrasions	GILLS			Head Up-Tail Down
BARBELS		✓	Unremarkable		Head-tail whirling
NA	Unremarkable		Bright red		Pectoral fins folded forwarded
	Deformed		Brown		Belly up
	Missing		Gas bubbles		Loss of balance
OPERCLE			Parasites		Long axis whirling
✓	Unremarkable	PSEUDOBRANCH		OTHER OBSERVATIONS	
	Incomplete	✓	Unremarkable		
	Deformed		Enlarged		

INTERNAL PHYSICAL EXAMINATION					
BODY CAVITY		INTESTINES		OVARIES	
✓	Unremarkable	✓	Unremarkable	✓	Immature
	Fluid – clear		Flaccid		Mature
	Fluid – bloody		Mucous		Ripe
	Fluid – cloudy	✓	Feces		Reabsorbing
	Adhesions		Fluid		Growth
MESENTERIC FAT			Hemorrhagic	MUSCLE	
✓	Unremarkable		Parasites	✓	Unremarkable
	None	SPLEEN			Soft
	Excessive	✓	Unremarkable		Parasites
LIVER			Enlarged	TUMORS	
✓	Unremarkable		Shrunken	NA	Liver
	Discolored		Discolored		I Baumann
	Yellowish		Ceroid Pigment Centers		II Scale
	Pale	GAS BLADDER			III
	Enlarged	NA	Unremarkable		
	Growths		Fluid	PYLORIC CAECA	
	Parasites		Growths	✓	Unremarkable
GALLBLADDER		KIDNEYS			Parasites
	Empty	✓	Unremarkable	TESTIS NA	
✓	Full		Pale		Immature
	Yellow		Swollen		Mature
	Green		Soft		Ripe
	Enlarged		Hemorrhagic		Constructed
	Parasites		Stones		Growth
STOMACH			Growths	OTHER OBSERVATIONS	
✓	Unremarkable		Cysts		
✓	Empty		Parasites (urinary bladder)		
	Food	COMMENTS: @SF = Summer Flounder			
	Mucous				
	Fluid				
	Hemorrhagic	NA = not applicable; NE = not evaluated; RE = recording error; UD = undetermined			

SPECIMEN DATA FORM

CHECKLIST FOR PHYSICAL EXAMINATION OF FISHES		
Collection Date: 7-27-15	Examined By:	Camera: NA
Exam Date: 7-27-15	Recorded By:	Photo numbers: NA
Sex: M	Body Weight (g): ~64.0	Tissues Photographed: NA
Specimen ID: SF13 @	Gonad Weight (g): 0.21	Length (mm): 305

EXTERNAL PHYSICAL EXAMINATION					
BODY FORM		ISTHMUS		BRANCHIAL CAVITY	
✓	Unremarkable	✓	Unremarkable	✓	Unremarkable
	Emaciated		Enlarged		Growths
	Truncate		Hemorrhagic		Parasites
	Scoliosis	EYES		UROGENITAL OPENING	
	Lordosis	✓	Unremarkable	✓	Unremarkable
BODY SURFACE			Popeye		Inflamed
✓	Unremarkable		Cloudy cornea	ANUS	
	Raised scales		Missing	✓	Unremarkable
	Swollen		Lens deformed		Inflamed
	Lesions		Lens parasites	LESIONS – Location(s)	
	Excess mucous		Lens cataract	NA	Fins
	Reoriented scales	FINS			Head
	Growths	✓	Unremarkable		Eyes
	Parasites		Frayed – eroded		Mouth
	Wounds		Parasites		Peduncle
	Wounds - lamprey		Hemorrhagic		Ventral
LIPS AND JAWS			Gas Bubbles		Dorsal
✓	Unremarkable	FINS - ERODED			Lateral
	Deformed	NA	Dorsal	BEHAVIOR	
	Growths		Pectoral	NE	Gasping
SNOUT			Pelvic		Flashing
✓	Unremarkable		Anal		Lethargic
	Pugnose (Pughead)		Adipose		Fin twitching
	Growths		Caudal		Convulsions
	Abrasions	GILLS			Head Up-Tail Down
BARBELS		✓	Unremarkable		Head-tail whirling
NA	Unremarkable		Bright red		Pectoral fins folded forwarded
	Deformed		Brown		Belly up
	Missing		Gas bubbles		Loss of balance
OPERCLE			Parasites		Long axis whirling
✓	Unremarkable	PSEUDOBRANCH		OTHER OBSERVATIONS	
	Incomplete	✓	Unremarkable		
	Deformed		Enlarged		

INTERNAL PHYSICAL EXAMINATION					
BODY CAVITY		INTESTINES		OVARIES NA	
✓	Unremarkable	✓	Unremarkable		Immature
	Fluid – clear		Flaccid		Mature
	Fluid – bloody		Mucous		Ripe
	Fluid – cloudy		Feces		Reabsorbing
	Adhesions		Fluid		Growth
MESENTERIC FAT			Hemorrhagic	MUSCLE	
✓	Unremarkable		Parasites	✓	Unremarkable
	None	SPLEEN			Soft
	Excessive	✓	Unremarkable		Parasites
LIVER			Enlarged	TUMORS	
✓	Unremarkable		Shrunken	NA	Liver
	Discolored		Discolored		I Baumann
	Yellowish		Cerold Pigment Centers		II Scale
	Pale	GAS BLADDER			III
	Enlarged	NA	Unremarkable		
	Growths		Fluid	PYLORIC CAECA	
	Parasites		Growths	✓	Unremarkable
GALLBLADDER		KIDNEYS			Parasites
	Empty	✓	Unremarkable	TESTIS	
✓	Full		Pale	✓	Immature
	Yellow		Swollen		Mature
	Green		Soft		Ripe
	Enlarged		Hemorrhagic		Constructed
	Parasites		Stones		Growth
STOMACH			Growths	OTHER OBSERVATIONS	
✓	Unremarkable		Cysts		
	Empty		Parasites (urinary bladder)		
✓	Food	COMMENTS: @ SF = Summer Flounder			
	Mucous				
	Fluid				
	Hemorrhagic	NA = not applicable; NE = not evaluated; RE = recording error; UD = undetermined			

SPECIMEN DATA FORM

CHECKLIST FOR PHYSICAL EXAMINATION OF FISHES		
Collection Date: 7-27-15	Examined By:	Camera: NA
Exam Date: 7-27-15	Recorded By:	Photo numbers: NA
Sex: F	Body Weight (g): 134.0	Tissues Photographed: NA
Specimen ID: SF14 @	Gonad Weight (g): 0.30	Length (mm): 257

EXTERNAL PHYSICAL EXAMINATION					
BODY FORM		ISTHMUS		BRANCHIAL CAVITY	
✓	Unremarkable	✓	Unremarkable	✓	Unremarkable
	Emaciated		Enlarged		Growths
	Truncate		Hemorrhagic		Parasites
	Scoliosis	EYES		UROGENITAL OPENING	
	Lordosis	✓	Unremarkable	✓	Unremarkable
BODY SURFACE			Popeye		Inflamed
✓	Unremarkable		Cloudy cornea	ANUS	
	Raised scales		Missing	✓	Unremarkable
	Swollen		Lens deformed		Inflamed
	Lesions		Lens parasites	LESIONS – Location(s)	
	Excess mucous		Lens cataract	NA	Fins
	Reoriented scales	FINS			Head
	Growths	✓	Unremarkable		Eyes
	Parasites		Frayed – eroded		Mouth
	Wounds		Parasites		Peduncle
	Wounds - lamprey		Hemorrhagic		Ventral
LIPS AND JAWS			Gas Bubbles		Dorsal
✓	Unremarkable	FINS - ERODED			Lateral
	Deformed	NA	Dorsal	BEHAVIOR	
	Growths		Pectoral	NE	Gasping
SNOUT			Pelvic		Flashing
✓	Unremarkable		Anal		Lethargic
	Pugnose (Pughead)		Adipose		Fin twitching
	Growths		Caudal		Convulsions
	Abrasions	GILLS			Head Up-Tail Down
BARBELS		✓	Unremarkable		Head-tail whirling
NA	Unremarkable		Bright red		Pectoral fins folded forwarded
	Deformed		Brown		Belly up
	Missing		Gas bubbles		Loss of balance
OPERCLE			Parasites		Long axis whirling
✓	Unremarkable	PSEUDOBRANCH		OTHER OBSERVATIONS	
	Incomplete	✓	Unremarkable		
	Deformed		Enlarged		

INTERNAL PHYSICAL EXAMINATION					
BODY CAVITY		INTESTINES		OVARIES	
✓	Unremarkable	✓	Unremarkable	✓	Immature
	Fluid – clear		Flaccid		Mature
	Fluid – bloody		Mucous		Ripe
	Fluid – cloudy	✓	Feces		Reabsorbing
	Adhesions		Fluid		Growth
MESENTERIC FAT			Hemorrhagic	MUSCLE	
✓	Unremarkable		Parasites	✓	Unremarkable
	None	SPLEEN			Soft
	Excessive	✓	Unremarkable		Parasites
LIVER			Enlarged	TUMORS	
✓	Unremarkable		Shrunken	NA	Liver
	Discolored		Discolored		I Baumann
	Yellowish		Ceroid Pigment Centers		II Scale
	Pale	GAS BLADDER			III
	Enlarged	NA	Unremarkable		
	Growths		Fluid	PYLORIC CAECA	
	Parasites		Growths	✓	Unremarkable
GALLBLADDER		KIDNEYS			Parasites
✓	Empty	✓	Unremarkable	TESTIS NA	
	Full		Pale		Immature
	Yellow		Swollen		Mature
	Green		Soft		Ripe
	Enlarged		Hemorrhagic		Constructed
	Parasites		Stones		Growth
STOMACH			Growths	OTHER OBSERVATIONS	
✓	Unremarkable		Cysts		
	Empty		Parasites (urinary bladder)		
✓	Food	COMMENTS: @ SF = Summer Flounder			
	Mucous				
	Fluid				
	Hemorrhagic	NA = not applicable; NE = not evaluated; RE = recording error; UD = undetermined			

SPECIMEN DATA FORM

CHECKLIST FOR PHYSICAL EXAMINATION OF FISHES		
Collection Date: 7-27-15	Examined By: [redacted]	Camera: NA
Exam Date: 7-27-15	Recorded By: [redacted]	Photo numbers: NA
Sex: F	Body Weight (g): 208.0	Tissues Photographed: NA
Specimen ID: SF15 (6)	Gonad Weight (g): 0.41	Length (mm): 258

EXTERNAL PHYSICAL EXAMINATION					
BODY FORM		ISTHMUS		BRANCHIAL CAVITY	
✓	Unremarkable	✓	Unremarkable	✓	Unremarkable
	Emaciated		Enlarged		Growths
	Truncate		Hemorrhagic		Parasites
	Scoliosis	EYES		UROGENITAL OPENING	
	Lordosis	✓	Unremarkable	✓	Unremarkable
BODY SURFACE			Popeye		Inflamed
✓	Unremarkable		Cloudy cornea	ANUS	
	Raised scales		Missing	✓	Unremarkable
	Swollen		Lens deformed		Inflamed
	Lesions		Lens parasites	LESIONS – Location(s)	
	Excess mucous		Lens cataract	NA	Fins
	Reoriented scales	FINS			Head
	Growths	✓	Unremarkable		Eyes
	Parasites		Frayed – eroded		Mouth
	Wounds		Parasites		Peduncle
	Wounds - lamprey		Hemorrhagic		Ventral
LIPS AND JAWS			Gas Bubbles		Dorsal
✓	Unremarkable	FINS - ERODED			Lateral
	Deformed	NA	Dorsal	BEHAVIOR	
	Growths		Pectoral	NE	Gasping
SNOUT			Pelvic		Flashing
✓	Unremarkable		Anal		Lethargic
	Pugnose (Pughead)		Adipose		Fin twitching
	Growths		Caudal		Convulsions
	Abrasions	GILLS			Head Up-Tail Down
BARBELS		✓	Unremarkable		Head-tail whirling
NA	Unremarkable		Bright red		Pectoral fins folded forwarded
	Deformed		Brown		Belly up
	Missing		Gas bubbles		Loss of balance
OPERCLE			Parasites		Long axis whirling
✓	Unremarkable	PSEUDOBRANCH		OTHER OBSERVATIONS	
	Incomplete	✓	Unremarkable		
	Deformed		Enlarged		

INTERNAL PHYSICAL EXAMINATION					
BODY CAVITY		INTESTINES		OVARIES	
✓	Unremarkable	✓	Unremarkable	✓	Immature
	Fluid – clear		Flaccid		Mature
	Fluid – bloody		Mucous		Ripe
	Fluid – cloudy	✓	Feces		Reabsorbing
	Adhesions		Fluid		Growth
MESENTERIC FAT			Hemorrhagic	MUSCLE	
✓	Unremarkable		Parasites	✓	Unremarkable
	None	SPLEEN			Soft
	Excessive	✓	Unremarkable		Parasites
LIVER			Enlarged	TUMORS	
✓	Unremarkable		Shrunken	(2) X	Liver NA
	Discolored		Discolored		I Baumann
	Yellowish		Ceroid Pigment Centers		II Scale
	Pale	GAS BLADDER			III
	Enlarged	NA	Unremarkable		
	Growths		Fluid	PYLORIC CAECA	
	Parasites		Growths	✓	Unremarkable
GALLBLADDER		KIDNEYS			Parasites
✓	Empty	✓	Unremarkable	TESTIS NA	
	Full		Pale		Immature
	Yellow		Swollen		Mature
	Green		Soft		Ripe
	Enlarged		Hemorrhagic		Constructed
	Parasites		Stones		Growth
STOMACH			Growths	OTHER OBSERVATIONS	
✓	Unremarkable		Cysts		
✓	Empty		Parasites (urinary bladder)		
✓	Food	COMMENTS (6) SF = Summer Flounder			
	Mucous				
	Fluid				
	Hemorrhagic	NA = not applicable; NE = not evaluated; RE = recording error; UD = undetermined			

@RBJW 7-27-15

SPECIMEN DATA FORM

CHECKLIST FOR PHYSICAL EXAMINATION OF FISHES		
Collection Date: 7-27-15	Examined By:	Camera: NA
Exam Date: 7-27-15	Recorded By:	Photo numbers: NA
Sex: F	Body Weight (g): 263.0	Tissues Photographed: NA
Specimen ID: SF16 (c)	Gonad Weight (g): 0.184	Length (mm): 312

EXTERNAL PHYSICAL EXAMINATION					
BODY FORM		ISTHMUS		BRANCHIAL CAVITY	
✓	Unremarkable	✓	Unremarkable	✓	Unremarkable
	Emaciated		Enlarged		Growths
	Truncate		Hemorrhagic		Parasites
	Scoliosis	EYES		UROGENITAL OPENING	
	Lordosis	✓	Unremarkable	✓	Unremarkable
BODY SURFACE			Popeye		Inflamed
✓	Unremarkable		Cloudy cornea	ANUS	
	Raised scales		Missing	✓	Unremarkable
	Swollen		Lens deformed		Inflamed
	Lesions		Lens parasites	LESIONS – Location(s)	
	Excess mucous		Lens cataract	NA	Fins
	Reoriented scales	FINS			Head
	Growths	✓	Unremarkable		Eyes
	Parasites		Frayed – eroded		Mouth
	Wounds		Parasites		Peduncle
	Wounds - lamprey		Hemorrhagic		Ventral
LIPS AND JAWS			Gas Bubbles		Dorsal
✓	Unremarkable	FINS - ERODED			Lateral
	Deformed	NA	Dorsal	BEHAVIOR	
	Growths		Pectoral	NE	Gasping
SNOUT			Pelvic		Flashing
✓	Unremarkable		Anal		Lethargic
	Pugnose (Pughead)		Adipose		Fin twitching
	Growths		Caudal		Convulsions
	Abrasions	GILLS			Head Up-Tail Down
BARBELS		✓	Unremarkable		Head-tail whirling
NA	Unremarkable		Bright red		Pectoral fins folded forwarded
	Deformed		Brown		Belly up
	Missing		Gas bubbles		Loss of balance
OPERCLE			Parasites		Long axis whirling
✓	Unremarkable	PSEUDOBRANCH		OTHER OBSERVATIONS	
	Incomplete	✓	Unremarkable		
	Deformed		Enlarged		

INTERNAL PHYSICAL EXAMINATION					
BODY CAVITY		INTESTINES		OVARIES	
✓	Unremarkable	✓	Unremarkable	✓	Immature
	Fluid – clear		Flaccid		Mature
	Fluid – bloody		Mucous		Ripe
	Fluid – cloudy	~	Feces		Reabsorbing
	Adhesions		Fluid		Growth
MESENTERIC FAT			Hemorrhagic	MUSCLE	
✓	Unremarkable		Parasites	✓	Unremarkable
	None	SPLEEN			Soft
	Excessive	✓	Unremarkable		Parasites
LIVER			Enlarged	TUMORS	
✓	Unremarkable		Shrunken	(b) NA	Liver NA
	Discolored		Discolored		I Baumann
	Yellowish		Ceroid Pigment Centers		II Scale
	Pale	GAS BLADDER			III
	Enlarged	(a) NA	Unremarkable NA		
	Growths		Fluid	PYLORIC CAECA	
	Parasites		Growths	✓	Unremarkable
GALLBLADDER		KIDNEYS			Parasites
✓	Empty	✓	Unremarkable	TESTIS NA	
	Full		Pale		Immature
	Yellow		Swollen		Mature
	Green		Soft		Ripe
	Enlarged		Hemorrhagic		Constructed
	Parasites		Stones		Growth
STOMACH			Growths	OTHER OBSERVATIONS	
✓	Unremarkable		Cysts		
	Empty		Parasites (urinary bladder)		
✓	Food	COMMENTS: (c) SF = Summer Flounder			
	Mucous				
	Fluid				
	Hemorrhagic	NA = not applicable; NE = not evaluated; RE = recording error; UD = undetermined			

(a) RE DW 7-27-15
(b) RE DW 7-27-15

SPECIMEN DATA FORM

CHECKLIST FOR PHYSICAL EXAMINATION OF FISHES		
Collection Date: 7-27-15	Examined By:	Camera: NA
Exam Date: 7-27-15	Recorded By:	Photo numbers: NA
Sex: F	Body Weight (g): 308.0	Tissues Photographed: NA
Specimen ID: SF17 @	Gonad Weight (g): 0.97	Length (mm): 324

EXTERNAL PHYSICAL EXAMINATION					
BODY FORM		ISTHMUS		BRANCHIAL CAVITY	
✓	Unremarkable	✓	Unremarkable	✓	Unremarkable
	Emaciated		Enlarged		Growths
	Truncate		Hemorrhagic		Parasites
	Scoliosis	EYES		UROGENITAL OPENING	
	Lordosis	✓	Unremarkable	✓	Unremarkable
BODY SURFACE			Popeye		Inflamed
✓	Unremarkable		Cloudy cornea	ANUS	
	Raised scales		Missing	✓	Unremarkable
	Swollen		Lens deformed		Inflamed
	Lesions		Lens parasites	LESIONS – Location(s)	
	Excess mucous		Lens cataract	NA	Fins
	Reoriented scales	FINS			Head
	Growths	✓	Unremarkable		Eyes
	Parasites		Frayed – eroded		Mouth
	Wounds		Parasites		Peduncle
	Wounds - lamprey		Hemorrhagic		Ventral
LIPS AND JAWS			Gas Bubbles		Dorsal
✓	Unremarkable	FINS - ERODED			Lateral
	Deformed	NA	Dorsal	BEHAVIOR	
	Growths		Pectoral	NE	Gasping
SNOUT			Pelvic		Flashing
✓	Unremarkable		Anal		Lethargic
	Pugnose (Pughead)		Adipose		Fin twitching
	Growths		Caudal		Convulsions
	Abrasions	GILLS			Head Up-Tail Down
BARBELS		✓	Unremarkable		Head-tail whirling
NA	Unremarkable		Bright red		Pectoral fins folded forwarded
	Deformed		Brown		Belly up
	Missing		Gas bubbles		Loss of balance
OPERCLE			Parasites		Long axis whirling
✓	Unremarkable	PSEUDOBRANCH		OTHER OBSERVATIONS	
	Incomplete	✓	Unremarkable		
	Deformed		Enlarged		

INTERNAL PHYSICAL EXAMINATION					
BODY CAVITY		INTESTINES		OVARIES	
✓	Unremarkable	✓	Unremarkable	✓	Immature
	Fluid – clear		Flaccid		Mature
	Fluid – bloody		Mucous		Ripe
	Fluid – cloudy	✓	Feces		Reabsorbing
	Adhesions		Fluid		Growth
MESENTERIC FAT			Hemorrhagic	MUSCLE	
✓	Unremarkable		Parasites	✓	Unremarkable
	None	SPLEEN			Soft
	Excessive	✓	Unremarkable		Parasites
LIVER			Enlarged	TUMORS NA	
✓	Unremarkable		Shrunken		Liver
	Discolored		Discolored		I Baumann
	Yellowish		Ceroid Pigment Centers		II Scale
	Pale	GAS BLADDER			III
	Enlarged	NA	Unremarkable		
	Growths		Fluid	PYLORIC CAECA	
	Parasites		Growths	✓	Unremarkable
GALLBLADDER		KIDNEYS			Parasites
✓	Empty	✓	Unremarkable	TESTIS NA	
	Full		Pale		Immature
	Yellow		Swollen		Mature
	Green		Soft		Ripe
	Enlarged		Hemorrhagic		Constructed
	Parasites		Stones		Growth
STOMACH			Growths	OTHER OBSERVATIONS	
✓	Unremarkable		Cysts		
	Empty		Parasites (urinary bladder)		
✓	Food	COMMENTS: @SF = Summer Flounder			
	Mucous				
	Fluid				
	Hemorrhagic	NA = not applicable; NE = not evaluated; RE = recording error; UD = undetermined			

SPECIMEN DATA FORM

CHECKLIST FOR PHYSICAL EXAMINATION OF FISHES		
Collection Date: 7-27-15	Examined By:	Camera: NA
Exam Date: 7-27-15	Recorded By:	Photo numbers: NA
Sex: F	Body Weight (g): 273.0	Tissues Photographed: NA
Specimen ID: SF18 (b)	Gonad Weight (g): 1.15	Length (mm): 312

EXTERNAL PHYSICAL EXAMINATION					
BODY FORM		ISTHMUS		BRANCHIAL CAVITY	
✓	Unremarkable	✓	Unremarkable	✓	Unremarkable
	Emaciated		Enlarged		Growths
	Truncate		Hemorrhagic		Parasites
	Scoliosis	EYES		UROGENITAL OPENING	
	Lordosis	✓	Unremarkable	✓	Unremarkable
BODY SURFACE			Popeye		Inflamed
✓	Unremarkable		Cloudy cornea	ANUS	
	Raised scales		Missing	✓	Unremarkable
	Swollen		Lens deformed		Inflamed
	Lesions		Lens parasites	LESIONS – Location(s)	
	Excess mucous		Lens cataract	NA	Fins
	Reoriented scales	FINS			Head
	Growths	✓	Unremarkable		Eyes
	Parasites		Frayed – eroded		Mouth
	Wounds		Parasites		Peduncle
	Wounds - lamprey		Hemorrhagic		Ventral
LIPS AND JAWS			Gas Bubbles		Dorsal
✓	Unremarkable	FINS - ERODED			Lateral
	Deformed	NA	Dorsal	BEHAVIOR	
	Growths		Pectoral	NE	Gasping
SNOUT			Pelvic		Flashing
✓	Unremarkable		Anal		Lethargic
	Pugnose (Pughead)		Adipose		Fin twitching
	Growths		Caudal		Convulsions
	Abrasions	GILLS			Head Up-Tail Down
BARBELS		✓	Unremarkable		Head-tail whirling
NA	Unremarkable		Bright red		Pectoral fins folded forwarded
	Deformed		Brown		Belly up
	Missing		Gas bubbles		Loss of balance
OPERCLE			Parasites		Long axis whirling
✓	Unremarkable	PSEUDOBRANCH		OTHER OBSERVATIONS	
	Incomplete	✓	Unremarkable		
	Deformed		Enlarged		

INTERNAL PHYSICAL EXAMINATION					
BODY CAVITY		INTESTINES		OVARIES	
✓	Unremarkable	✓	Unremarkable	✓	Immature
	Fluid – clear		Flaccid		Mature
	Fluid – bloody		Mucous		Ripe
	Fluid – cloudy	✓	Feces		Reabsorbing
	Adhesions		Fluid		Growth
MESENTERIC FAT			Hemorrhagic	MUSCLE	
✓	Unremarkable		Parasites	✓	Unremarkable
	None	SPLEEN			Soft
	Excessive	✓	Unremarkable		Parasites
LIVER			Enlarged	TUMORS	
✓	Unremarkable		Shrunken	NA	Liver
	Discolored		Discolored		I Baumann
	Yellowish		Ceroid Pigment Centers		II Scale
	Pale	GAS BLADDER			III
	Enlarged	NA	Unremarkable		
	Growths		Fluid	PYLORIC CAECA	
	Parasites		Growths	✓	Unremarkable
GALLBLADDER		KIDNEYS			Parasites
	Empty	✓	Unremarkable	TESTIS	UD NA
✓	Full		Pale		Immature
	Yellow		Swollen		Mature
	Green		Soft		Ripe
	Enlarged		Hemorrhagic		Constructed
	Parasites		Stones		Growth
STOMACH			Growths	OTHER OBSERVATIONS	
✓	Unremarkable		Cysts		
✓	Empty		Parasites (urinary bladder)		
	Food	COMMENTS: (b) SF = Summer Flounder			
	Mucous				
	Fluid				
	Hemorrhagic	NA = not applicable; NE = not evaluated; RE = recording error; UD = undetermined			

@RE JW 7-27-15

SPECIMEN DATA FORM

CHECKLIST FOR PHYSICAL EXAMINATION OF FISHES		
Collection Date: 7-27-15	Examined By:	Camera: NA
Exam Date: 7-27-15	Recorded By:	Photo numbers: NA
Sex: F	Body Weight (g): 168.0	Tissues Photographed: NA
Specimen ID: SF19 @	Gonad Weight (g): 0.55	Length (mm): 265

EXTERNAL PHYSICAL EXAMINATION					
BODY FORM		ISTHMUS		BRANCHIAL CAVITY	
✓	Unremarkable	✓	Unremarkable	✓	Unremarkable
	Emaciated		Enlarged		Growths
	Truncate		Hemorrhagic		Parasites
	Scoliosis	EYES		UROGENITAL OPENING	
	Lordosis	✓	Unremarkable	✓	Unremarkable
BODY SURFACE			Popeye		Inflamed
✓	Unremarkable		Cloudy cornea	ANUS	
	Raised scales		Missing	✓	Unremarkable
	Swollen		Lens deformed		Inflamed
	Lesions		Lens parasites	LESIONS – Location(s)	
	Excess mucous		Lens cataract	NA	Fins
	Reoriented scales	FINS			Head
	Growths	✓	Unremarkable		Eyes
	Parasites		Frayed – eroded		Mouth
	Wounds		Parasites		Peduncle
	Wounds - lamprey		Hemorrhagic		Ventral
LIPS AND JAWS			Gas Bubbles		Dorsal
✓	Unremarkable	FINS - ERODED			Lateral
	Deformed	NA	Dorsal	BEHAVIOR	
	Growths		Pectoral	NA	Gasping
SNOUT			Pelvic		Flashing
✓	Unremarkable		Anal		Lethargic
	Pugnose (Pughead)		Adipose		Fin twitching
	Growths		Caudal		Convulsions
	Abrasions	GILLS			Head Up-Tail Down
BARBELS		✓	Unremarkable		Head-tail whirling
NA	Unremarkable		Bright red		Pectoral fins folded forwarded
	Deformed		Brown		Belly up
	Missing		Gas bubbles		Loss of balance
OPERCLE			Parasites		Long axis whirling
✓	Unremarkable	PSEUDOBRANCH		OTHER OBSERVATIONS	
	Incomplete	✓	Unremarkable		
	Deformed		Enlarged		

INTERNAL PHYSICAL EXAMINATION					
BODY CAVITY		INTESTINES		OVARIES	
✓	Unremarkable	✓	Unremarkable	✓	Immature
	Fluid – clear		Flaccid		Mature
	Fluid – bloody	✓	Mucous		Ripe
	Fluid – cloudy	✓	Feces		Reabsorbing
	Adhesions		Fluid		Growth
MESENTERIC FAT			Hemorrhagic	MUSCLE	
✓	Unremarkable		Parasites	✓	Unremarkable
	None	SPLEEN			Soft
	Excessive	✓	Unremarkable		Parasites
LIVER			Enlarged	TUMORS	
✓	Unremarkable		Shrunken	NA	Liver
	Discolored		Discolored		I Baumann
	Yellowish		Cerold Pigment Centers		II Scale
	Pale	GAS BLADDER			III
	Enlarged	NA	Unremarkable		
	Growths		Fluid	PYLORIC CAECA	
	Parasites		Growths	✓	Unremarkable
GALLBLADDER		KIDNEYS			Parasites
✓	Empty	✓	Unremarkable	TESTIS NA	
	Full		Pale		Immature
	Yellow		Swollen		Mature
	Green		Soft		Ripe
	Enlarged		Hemorrhagic		Constructed
	Parasites		Stones		Growth
STOMACH			Growths	OTHER OBSERVATIONS	
✓	Unremarkable		Cysts		
✓	Empty		Parasites (urinary bladder)		
	Food	COMMENTS: @ SF = Summer Flounder			
	Mucous				
	Fluid				
	Hemorrhagic	NA = not applicable; NE = not evaluated; RE = recording error; UD = undetermined			

SPECIMEN DATA FORM

CHECKLIST FOR PHYSICAL EXAMINATION OF FISHES		
Collection Date: 7-27-15	Examined By:	Camera: NA
Exam Date: 7-27-15	Recorded By:	Photo numbers: NA
Sex: F	Body Weight (g): 192.0	Tissues Photographed: NA
Specimen ID: SF20 @	Gonad Weight (g): 0.156	Length (mm): 270

EXTERNAL PHYSICAL EXAMINATION					
BODY FORM		ISTHMUS		BRANCHIAL CAVITY	
✓	Unremarkable	✓	Unremarkable	✓	Unremarkable
	Emaciated		Enlarged		Growths
	Truncate		Hemorrhagic		Parasites
	Scoliosis	EYES		UROGENITAL OPENING	
	Lordosis	✓	Unremarkable	✓	Unremarkable
BODY SURFACE			Popeye		Inflamed
✓	Unremarkable		Cloudy cornea	ANUS	
	Raised scales		Missing	✓	Unremarkable
	Swollen		Lens deformed		Inflamed
	Lesions		Lens parasites	LESIONS – Location(s)	
	Excess mucous		Lens cataract	NA	Fins
	Reoriented scales	FINS			Head
	Growths	✓	Unremarkable		Eyes
	Parasites		Frayed – eroded		Mouth
	Wounds		Parasites		Peduncle
	Wounds - lamprey		Hemorrhagic		Ventral
LIPS AND JAWS			Gas Bubbles		Dorsal
✓	Unremarkable	FINS - ERODED			Lateral
	Deformed	NA	Dorsal	BEHAVIOR	
	Growths		Pectoral	NE	Gasping
SNOUT			Pelvic		Flashing
✓	Unremarkable		Anal		Lethargic
	Pugnose (Pughead)		Adipose		Fin twitching
	Growths		Caudal		Convulsions
	Abrasions	GILLS			Head Up-Tail Down
BARBELS		✓	Unremarkable		Head-tail whirling
NA	Unremarkable		Bright red		Pectoral fins folded forwarded
	Deformed		Brown		Belly up
	Missing		Gas bubbles		Loss of balance
OPERCLE			Parasites		Long axis whirling
✓	Unremarkable	PSEUDOBRANCH		OTHER OBSERVATIONS	
	Incomplete	✓	Unremarkable		
	Deformed		Enlarged		

INTERNAL PHYSICAL EXAMINATION					
BODY CAVITY		INTESTINES		OVARIES	
✓	Unremarkable	✓	Unremarkable	✓	Immature
	Fluid – clear		Flaccid		Mature
	Fluid – bloody		Mucous		Ripe
	Fluid – cloudy	✓	Feces		Reabsorbing
	Adhesions		Fluid		Growth
MESENTERIC FAT			Hemorrhagic	MUSCLE	
✓	Unremarkable		Parasites	✓	Unremarkable
	None	SPLEEN			Soft
	Excessive	✓	Unremarkable		Parasites
LIVER			Enlarged	TUMORS NA	
✓	Unremarkable		Shrunken		Liver
	Discolored		Discolored		I Baumann
	Yellowish		Ceroid Pigment Centers		II Scale
	Pale	GAS BLADDER			III
	Enlarged	NA	Unremarkable		
	Growths		Fluid	PYLORIC CAECA	
	Parasites		Growths	✓	Unremarkable
GALLBLADDER		KIDNEYS			Parasites
	Empty	✓	Unremarkable	TESTIS NA	
✓	Full		Pale		Immature
	Yellow		Swollen		Mature
	Green		Soft		Ripe
	Enlarged		Hemorrhagic		Constructed
	Parasites		Stones		Growth
STOMACH			Growths	OTHER OBSERVATIONS	
✓	Unremarkable		Cysts		
✓	Empty		Parasites (urinary bladder)		
	Food	COMMENTS: @SF = Summer Flounder			
	Mucous				
	Fluid				
	Hemorrhagic	NA = not applicable; NE = not evaluated; RE = recording error; UD = undetermined			